



This is a digital copy of a book that was preserved for generations on library shelves before it was carefully scanned by Google as part of a project to make the world's books discoverable online.

It has survived long enough for the copyright to expire and the book to enter the public domain. A public domain book is one that was never subject to copyright or whose legal copyright term has expired. Whether a book is in the public domain may vary country to country. Public domain books are our gateways to the past, representing a wealth of history, culture and knowledge that's often difficult to discover.

Marks, notations and other marginalia present in the original volume will appear in this file - a reminder of this book's long journey from the publisher to a library and finally to you.

Usage guidelines

Google is proud to partner with libraries to digitize public domain materials and make them widely accessible. Public domain books belong to the public and we are merely their custodians. Nevertheless, this work is expensive, so in order to keep providing this resource, we have taken steps to prevent abuse by commercial parties, including placing technical restrictions on automated querying.

We also ask that you:

- + *Make non-commercial use of the files* We designed Google Book Search for use by individuals, and we request that you use these files for personal, non-commercial purposes.
- + *Refrain from automated querying* Do not send automated queries of any sort to Google's system: If you are conducting research on machine translation, optical character recognition or other areas where access to a large amount of text is helpful, please contact us. We encourage the use of public domain materials for these purposes and may be able to help.
- + *Maintain attribution* The Google "watermark" you see on each file is essential for informing people about this project and helping them find additional materials through Google Book Search. Please do not remove it.
- + *Keep it legal* Whatever your use, remember that you are responsible for ensuring that what you are doing is legal. Do not assume that just because we believe a book is in the public domain for users in the United States, that the work is also in the public domain for users in other countries. Whether a book is still in copyright varies from country to country, and we can't offer guidance on whether any specific use of any specific book is allowed. Please do not assume that a book's appearance in Google Book Search means it can be used in any manner anywhere in the world. Copyright infringement liability can be quite severe.

About Google Book Search

Google's mission is to organize the world's information and to make it universally accessible and useful. Google Book Search helps readers discover the world's books while helping authors and publishers reach new audiences. You can search through the full text of this book on the web at <http://books.google.com/>

2 45 0021 4777



LANE MEDICAL LIBRARY STANFORD

LANE

MEDICAL



LIBRARY

LEVI COOPER LANE FUND



A PRACTICAL MEDICAL DICTIONARY

OF WORDS USED IN MEDICINE WITH THEIR DERIVATION AND PRONUNCIATION,
INCLUDING DENTAL, VETERINARY, CHEMICAL, BOTANICAL, ELECTRICAL, LIFE
INSURANCE AND OTHER SPECIAL TERMS; ANATOMICAL TABLES OF THE
TITLES IN GENERAL USE, AND THOSE SANCTIONED BY THE BASLE
ANATOMICAL CONVENTION; PHARMACEUTICAL PREPARA-
TIONS, OFFICIAL IN THE U. S. AND BRITISH PHAR-
MACOPŒIAS AND CONTAINED IN THE NATIONAL
FORMULARY; CHEMICAL AND THERAPEU-
TIC INFORMATION AS TO MINERAL
SPRINGS OF AMERICA AND
EUROPE, AND COMPRE-
HENSIVE LISTS OF
SYNONYMS

BY

THOMAS LATHROP STEDMAN, A. M., M. D.

EDITOR OF THE "TWENTIETH CENTURY PRACTICE OF MEDICINE",
OF THE "REFERENCE HANDBOOK OF THE MEDICAL SCIENCES",
AND OF THE "MEDICAL RECORD"

Third, Revised Edition

ILLUSTRATED

NEW YORK
WILLIAM WOOD AND COMPANY
MDCCCXIV

Digitized by Google

COPYRIGHT, 1914
By WILLIAM WOOD AND COMPANY

Y&A&B&C&D&E&F&G&H&I&J&K&L&M&N&O&P&Q&R&S&T&U&V&W&X&Y&Z

881
914

PREFACE TO THE THIRD EDITION.

As it seems to be expected of an author that he should write an apology each time a new edition of his work appears, the reasons for issuing a third edition of this dictionary will be herewith stated. The second edition was of a size sufficient, the author believed, to meet the wants of the profession in this country for several years, but the publishers, it seems, were wiser. The exhaustion of this edition in less than two years has led the writer to conclude that the dictionary has been of real service to some of his professional brethren and that it is deserving of an extension of life. Accordingly it has been brought up to date by the incorporation of all the new terms which have established their right, in the interval since the publication of the second edition, to a permanent place in the language of medicine. This has necessitated the destruction of the old plates and the making of a new book, and has given an opportunity for revision or amplification of a number of the old definitions in addition to the insertion of much new matter. Although every effort was made to keep the book to its former size it has grown by thirty pages. The author can only hope that its usefulness has increased commensurately with its size.

October, 1914.

PREFACE.

John Hunter once said, "of all things on the face of the earth definitions are the most accursed." Another acute observer, long before the day of the professional critic, exclaimed from the fulness of his vengeful heart, "Oh, that mine enemy would write a book!" Mindful of these sayings and well aware that many may think the lexicological needs of the medical reader are already met, I have nevertheless, for several years, devoted the spare hours of a busy life to the making of a new medical dictionary. In explanation of such temerity, and by way of apology, I may be permitted to give my reasons for undertaking the labor, by noting the special features which a long editorial experience, a personal desire for special information, and the queries of many correspondents have led me to believe are desirable in a work of this nature.

The vocabulary of science is founded mainly upon the Greek and to a lesser extent upon the Latin, but has in any case a Latin form, and this unfortunate conjunction has resulted in many barbaric and cacophonous mixtures, painful to the ear and vexatious to the spirit of any one with a sense of linguistic fitness. If it were possible, a moulding of the language of medicine on pure Greek or Latin forms were most desirable, but the speech of man is wilful and cannot be coerced; at most an attempt can be made to guide it, or to point out what is preferable. It is not the function of a lexicographer to deny the right of citizenship to every word that is not constructed upon strict etymological lines, and it would do little good if he did, but he can indicate the correct terms and throw the weight of whatever authority may be accorded him on the right side. This I have endeavored to do. For example, one who consults this dictionary for a definition of *oophorectomy* will be referred to *oöthecotomy* and under that title will find the definition. If, however, a barbarous word is in such common use that it were pedantic to question its right of existence, it will be defined, but the correct term will also be given. For example, *ovariotomy* (of mixed Latin and Greek derivation and therefore deplorable) is defined under that title, but a correct synonym, *oöthecotomy*, is also given, and the consulter can use the proper term, or can continue in his evil course as he will. Even under *appendicitis*, though with faint hope of the suggestion being adopted, the preferable term, *scolecoïdītis*, is indicated.

Especial attention has been paid to synonyms, these being noted under the word defined, and also inserted as main titles with cross reference to the one selected for definition. In this relation attention may be called to the lists in small type, inserted here and there under the English titles, noting the scientific terms for the various conditions associated with the part. If the reader will turn to *abdomen*, *foot*, *hand*, *pain*, *phobia*, *uterus*, and many other titles, he will see, without further explanation, what I have there attempted to accomplish.

A dictionary is not intended for consecutive reading (though some have claimed to find pleasure, and even amusement, in this pursuit) but rather for the acquirement of knowledge or the satisfaction of curiosity with the least expenditure of time and trouble. A work of this kind should therefore afford every facility for such laudable effort, and should not balk it by interrupting the normal alphabetical arrangement with long lists of subtitles or tables breaking the continuity of the pages. Nevertheless, subtitles are sometimes necessary, and tables, as of the arteries, muscles, nerves, etc., cannot be dispensed with. I have endeavored to preserve these essential features, without increasing the difficulty of consultation, by several devices. In the first place the eponymic terms—and their name is legion—have been inserted as main titles; *Addison's disease*, *Bright's disease*, *Camper's angle*, *Cooper's hernia*, *Hutchinson's triad*, *Scarpa's space*, etc., are defined under the proper name, and not under *disease*, *angle*, *hernia*, *triad*, *space*, etc. This arrangement materially shortens the long and confusing lists of subtitles and at the same time affords the opportunity for the insertion of brief biographical details regarding nationality, profession, and dates of birth and death, which have always a human interest and are subjects of a legitimate curiosity. In other cases the qualifying word has been inserted as the main title, but only when this is the more obvious arrangement; *typhoid fever*, for example, is commonly called simply *typhoid*, and it is therefore defined under *typhoid* instead of under *fever*. When there is any doubt as to which word of a compound term would naturally be looked for, a cross reference is given to the main title. In cross references to a compound term, when uncertainty might arise as to the main title, this is indicated by an asterisk (*) appended to one of the words in the term. When the subtitles are many and not eponymic, reference to them has been facilitated by placing them in the form of a table of column width, distinguished by type of smaller size, under the main title, but alphabetically arranged, so that the one wanted will strike the eye at once. The lists of arteries, muscles, nerves, drugs, etc., have been arranged in the same way so as not to interrupt the alphabetical sequence by page-wide tables. These tables, or lists, embrace all the official preparations of the United States Pharmacopœia and the British Pharmacopœia, as well as those of the National Formulary, and also all the anatomical terms, these being placed under the Latin titles, with cross-references from the English names. The tables of weights and measures, comparative thermometrical and barometrical scales, the chemical elements with their symbols and atomic weights, and other tabular data, as well as the cuts showing the regions of the body, have been placed in the Appendix, where they properly belong, since they are not, strictly speaking, definitions.

The Basle Anatomical Nomenclature, adopted in 1895, has been slow in winning its way in England and America, but is doing so surely and is now generally taught in the medical schools and is found in the anatomical textbooks. All the words sanctioned by the convention are given the preference in this dictionary, and when they differ from the terms formerly in use and still employed by the majority of older writers, they are indicated by the sign [RNA].

Medicine touches other sciences at so many points that the terms relating to them cannot be ignored, even in a purely medical dictionary; accordingly it has been made to include definitions of all the chemical, botanical,

dental, and veterinary words which a physician is likely to meet in his reading. The fact that there are many thousand insurance examiners in this country has led me to believe that the definitions of the terms relating to this branch, such as the different forms of insurance, life-tables, policies, risks, etc., would be found useful, and they have therefore been introduced in considerable number.

The sectarian lines which have divided medical practitioners are, happily, gradually fading away. Homeopathic and eclectic physicians no longer ignore the discoveries of modern experimental medicine, but rather are doing their part to advance true science. On the other hand, therapeutists of all schools are learning that there is virtue in homeopathy and isopathy, as well as in enantiopathy and allopathy, that, in fact, there is but one science of medicine, and they are ready to apply any one of these healing principles in suitable cases. Prejudice and antagonism are often based largely upon misunderstanding of terms, and in the effort to remove such misunderstanding and to promote unity among the practitioners of the therapeutic art, I have defined the terms peculiar to homeopathic and eclectic therapeutics.

Balneotherapy does not enjoy the repute in this country and Great Britain that it has on the Continent of Europe; nevertheless references to mineral springs are sufficiently numerous in medical literature to make it desirable to supply certain data regarding them, and it has consequently seemed advisable to include details regarding the composition and the therapeutic indications of the most important spas in Europe and America.

Special attention has been paid to the etymology of the words used in medicine, for nothing aids so much in fixing a definition in one's memory as a knowledge of the formation of the term; therefore the chief sources of our language, Anglo-Saxon, Latin, and Greek, and to a slight extent Arabic, have been indicated under the main titles and, where necessary, under the subtitles as well. In the case of the Greek sources, it has been thought best, after mature deliberation, to give them in Roman letters rather than Greek. This has been rendered advisable because of the deplorable tendency to eliminate Greek from the curriculum of preparatory schools and colleges, with the result that only a small percentage of even well educated physicians of the present day can read the Greek characters. I have therefore yielded to this tendency in the transliteration of the Greek words, but under protest, and I wish to register here the conviction that the elimination of Greek in our schools has done much to barbarize the language of medicine and to render necessary special dictionaries of this science. Some day the pendulum will swing the other way and a new renaissance will once more join culture to knowledge to make the perfect physician. In the transliteration of the Greek words, the gamma (γ) preceding another gamma (γ), a kappa (κ), or a chi (χ) is represented by *n*, which is the sonant value of the gamma in such situations.

In the spelling of medical terms, preference has been given to the simpler forms. In the matter of the elimination of the diphthongs, *æ* and *œ*, it is a significant fact that the languages which are the direct descendants of the Latin, especially the Italian and the Spanish, have dropped the *a* and the *o*, while the double vowels have been retained only by the Teutonic languages. It is surely proper to admit that this has been a natural process for those who have used the words from the beginning, and that the daughters of the Latir

have a finer instinct for the genius of the parent tongue, which even in classical times showed a tendency to drop the diphthongs. In English these words were originally exotic and were adopted with their classical spelling; but even with us, as they became incorporated into the language the unenglish diphthongs were dropped. We write *equal* and *economy* and not *æqual* and *æconomy*; surely *hemorrhage* and *edematous*, and other words of similar derivation, are now legitimate English and should not be spelled *hæmorrhage* and *ædematous*. Those who still cling to the old spellings will, however, find them here given as alternatives. In the spelling of medicinal terms the authority of the Pharmacopœia has been recognized, and the convenient distinction between alkaloids and glucosides, *-ine* for the former and *-in* for the latter, has been retained. The spelling of chemical terms recommended twenty years ago by the American Association for the Advancement of Science (the dropping of *e* in words like *chlorine* and *chloride*) has not been adopted here, for the reason that the chemists themselves are divided in their use of it, many of the Americans and almost all of the English still adhering to the old spelling; moreover the American Chemical Society specifically directs that the ending *-ine* shall always be employed for basic substances, *-in* being used for glucosides, bitter principles, proteins, etc. In words derived from the Greek, the *k* (kappa) is represented by English *c*, especially before a hard vowel. This is in accordance with the genius of the Latin as well as of the English. We write *catalepsy* and *cone*, why then should we write *katabolism* and *leukocyte*? If *karyokinesia*, why not *leukocyte*? *Leucocyte* is preferable and so is *caryocinesia*.

In writing on medical chemistry, authors are wont, for the sake of brevity, to employ the chemical symbols instead of writing out the name. Not as a mark of approval of this custom, but as an aid to the reader of such articles, who may be rusty in his chemistry, a number of the most common chemical formulæ have been here introduced as main titles with their definitions in ordinary language.

Every effort has naturally been made to avoid errors of typography; but some there may be, and the author's thanks are extended in advance to sharp-eyed critics who will call his attention to any such that they find. He will be grateful also to those who will point out any possible errors of definition or of omission which may have crept in among the many thousands of titles.

In conclusion, I desire to express my thanks to Dr. Emma E. Walker, who has contributed the balneological titles and many of the dental and veterinary terms, and has rendered great assistance in the laborious collection of biographical data. To my wife I am indebted for help in every step of the undertaking. It were ungrateful to omit an acknowledgment of the generous encouragement and assistance extended to me by the Publishers during all the years this work has been in preparation; without their sympathetic cooperation the difficulties of the task would have been almost insuperable.

KEY TO THE PRONUNCIATION.

a	at the end of a syllable as a in mate, before a consonant as a in mat.	ō	as o in not
ā	as a in mat.	ō	as o in note.
ā	as a in mate.	oo	as oo in food.
ah	as a in father.	ōō	as oo in foot.
ai	as ai in fair.	ow	as ow in cow.
aw	as a in fall.	oy	as oy in boy.
e	at the end of a syllable as e in mete, before a consonant as e in met.	u	at the end of a syllable as u in pure, before a consonant as u in bud, before r as u in fur.
ē	as e in met.	ū	as u in bud.
ē	as e in mete.	ū	as u in pure.
ē	as the French eu or the German oe, nearly as e in her.	û	as the French u or the German û or ue.
eh	as a in mate, though not so prolonged.	dh	as th in the.
i	at the end of a syllable as i in pine, before a consonant as i in pin.	g	hard as in get.
ī	as i in pin.	kh	a guttural k, as ch in the German bach or Scotch loch.
ī	as i in pine.	ñ	as the French nasal n in bon.
o	at the end of a syllable as o in note, before a consonant as o in not.	th	as th in think.
		zh	as z in azure.

The other consonants as in English.

ABBREVIATIONS USED IN THIS DICTIONARY.

Am. Ind.....	American Indian.	It.....	Italian.
Ar.....	Arabic.	L.....	Latin.
B.A.....	Indian and Colonial Addendum to the British Pharmacopeia.	N.F.....	National Formulary.
[BNA].....	notes a term adopted in the Basle anatomical nomenclature when this differs from the one formerly em- ployed.	O.E.....	Old English.
Br., B.P.....	British Pharmacopeia.	O.Fr.....	Old French.
B.P.C.....	British Pharmaceutical Codex.	P.G.....	German Pharmacopeia.
cf.....	L. <i>confer</i> , compare.	pl.....	plural.
E.....	English.	q.v.....	L. <i>quod vide</i> , which see.
Fr.....	French.	sc.....	L. <i>scilicet</i> , namely, to wit, noting what follows.
G.....	Greek.	Sp.....	Spanish.
Gael.....	Gaelic.	U.S., U.S.P..	United States Pharmacopeia.
gen.....	genitive.	*.....	in the biographical data, denotes the year of birth; in other cases indi- cates the catch-word in a cross- reference.
Ger.....	German.	†.....	in the biographical data, denotes the year of death.
Hind.....	Hindu.	Other (medical) abbreviations are noted in their al- phabetical order in the body of the Dictionary	
Ind.....	Indian.		

STEDMAN'S MEDICAL DICTIONARY

STEDMAN'S

MEDICAL DICTIONARY

A

A. Chemical symbol of the element argon.
a. Abbreviation for accommodation, anode, anterior, and total acidity.

a-, an-. [G. *alpha* privative.] A prefix conveying a negative meaning—without, not, away from, -less, un-.

aa, Å [abbr. of G. *ana*, a distributive preposition]. A sign used in prescription writing to denote that the stated amount of each of the indicated substances is to be taken.

aaa disease. Endemic anemia or ankylostomiasis in ancient Egypt, ascribed in the Papyrus Ebers to the presence of an intestinal parasite.

Aachen, Prussia (ahkh'en). See *Aix-la-Chapelle*.

Aaron's sign [Charles D. Aaron, American physician, *1866.] A referred pain or feeling of distress in the epigastrium or precordial region, on continuous firm pressure over McBurney's point, in cases of appendicitis.

ab- [L. *ab*, from.] A prefix signifying from, away from, off.

abaca (ah-bah-kah'). The plant, *Musa textilis*, and its product, Manila hemp.

abactio (ab-ak'shyo) [L. *abigere*, to drive away.] Induced abortion.

abac'tus ven'ter [L. *abactus*, driven away; *venter*, belly.] Induced abortion.

Abadie's sign (ä-bä-de') 1. [J. M. Abadie, Parisian ophthalmologist, *1842.] Spasm of the levator palpebræ superioris in exophthalmic goiter. 2. [Abadie, Bordeaux clinician, contemporary.] Insensibility of the tendo Achillis on pressure, in *tabes dorsalis*.

abaissement (a-bas-mon') [Fr. a lowering.] Couching.

abalienated (ab-a'll-en-a-ted) [L. *abalienare*, to separate from.] Crazy, deranged.

abalienation (ab-a'll-en-a'shun). Lunacy, mental derangement.

abaptis'ton [G. *a-* priv. + *baptiso*, I immerse.] A trepan of conical shape, which cannot slip through far enough to injure the brain substance.

abarthro'sis [L. *ab*, from.] Diarthrosis.

abartic'ular [L. *ab*, from, + *articulus*, joint.] At a distance from, or not involving, a joint.

abarticula'tion [L. *ab*, from.] 1. Diarthrosis. 2. Dislocation of a joint.

aba'sia [G. *a-* priv. + *basis*, step.] Inability to walk; specifically the presence of such inability, although muscular power, sensation, and coordination are unimpaired in relation to other movements of the legs. **aba'sia-asta'sia**, inability

either to walk or to stand, but with retention of the muscular functions in relation to other movements of the legs, when the patient is in bed, for example. **paroxys'mal a.**, **spas'tic a.**, a. due to a spastic contraction of the muscles when an attempt is made to walk.

aba'sic. Affected by, or associated with, abasia.

abate (a-bät') [L. *ab*, from, + *battere*, to beat.] 1. To do away with. 2. To lessen, decrease, become reduced.

abatement (a-bät'ment). 1. Doing away with. 2. A lessening or decrease, as in the intensity of the symptoms of a disease.

abat'ic. Abasic.

abaxial, abaxile (ab-ak'st-al, ab-ak'sil) [L. *ab*, from, + *axis*.] 1. Lying outside of the axis of any body or part. 2. Situated at the opposite extremity of the axis of a part.

Abbé's conden'ser (ab'ba) [Abbé, a German physicist, 1845-1905.] An apparatus, consisting of two or three lenses, which concentrates the light reflected from a mirror on the object viewed under a microscope. **A.-Zeiss appara'tus**, an apparatus for counting the blood-corpuscles consisting of a mixer for diluting the blood and a cell $\frac{1}{10}$ mm. deep, marked off into divisions of $\frac{1}{100}$ square mm. so that each division contains $\frac{1}{1000}$ cubic mm.; also called Thoma-Zeiss apparatus.

Abbe's opera'tion (ab'i) [Robert Abbe, New York surgeon, *1851.] Dana's operation; intracranial resection of the 2d and 3d divisions of the 5th nerve, with the interposition of rubber tissue at the foramen rotundum and foramen ovale to prevent reunion of the divided nerves, for the relief of tic douloureux. **A.'s ring**, a ring of catgut used to reinforce the suture in intestinal anastomosis. **A.'s string meth'od**, sawing through an esophageal stricture by means of a string introduced through a gastric opening, up the esophagus, and out by the mouth.

Ab'bot's paste [Abbot, London physician, *1831.] A mixture of arsenous acid, morphine, and creosote, made into a paste with water, employed to kill the nerve of a tooth.

Ab'bott's method [Alexander C. Abbott, Philadelphia bacteriologist, *1860.] For staining spores: the specimen is covered with alkaline methylene blue and brought to a boil several times, then decolorized with a 2 per cent. solution of nitric acid in 80 per cent. alcohol, and finally dipped in

a saturated alcoholic solution of eosin 10, in water 90; the spores are stained blue, the bodies of the bacilli pink.

Abbott's method [Edville G. Abbott, American orthopedic surgeon, *1872.] Treatment of lateral curvature of the spine by a series of plaster jackets applied after partial correction of the curvature by pulling on the flexed spine in various directions by bandages; the aim is to obtain overcorrection and maintain it for a time until the bones are restored to their normal shape.

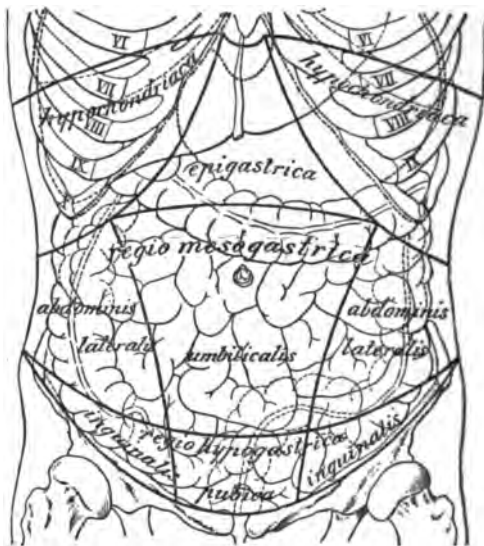
A.B.C. liniment. Compound aconite liniment, a mixture of equal parts of the liniments of aconite, belladonna, and chloroform.

A.B.C. process (pros'es). Purification of water or sewage by a mixture of alum, blood, and clay.

abdomen [L. *abdere*, to hide (?).] Belly, alvus, venter, the body cavity bounded by the diaphragm above and the pelvis below. It is lined by a serous membrane, the *peritoneum*, which also invests the contained viscera. It contains the greater part of the organs of digestion and also the spleen; the kidneys lie behind the peritoneum and are therefore outside the abdominal cavity. The abdomen is divided by arbitrary planes into nine regions; see *abdominal regions*. **acute a.**, any acute condition within the a. calling for immediate operation. **scaphoid a.**, boat-shaped a., a condition in which the anterior abdominal wall is sunken and presents a concave rather than a convex contour.

blood effusion, hemoperitoneum. **dropsy, ascites, hydrocele, hydroperitoneum.** **examination, celioscopy, laparoscopy, abdominoscopy.** **gas inflation, aeroperitonitis** (outside the intestine); **aerenterectasis, tympanites, tympany, meteorism, flatulence** (within the intestine). **incision, coeliotomy, laparotomy, gastrotomy, inflammation, cellulitis, peritonitis, pain, colic, tormina, celiacgia, celiodynia, enteralgia, ileus, gastralgia, puncture, paracentesis abdominis, celioparacentesis, relaxation of walls, pendulous abdomen, celiochalasia, sinking down of contents, splanchnoptosis, enteroptosis, gastroptosis, Glénard's disease, spasm, tormina, colic, tumor, celioncus celiophyma.**

cartilages of the ninth ribs (*subcostal line*) and of the crests of the ilia (*intertubercular line*), respectively, and two are vertical, passing through the center of Poupart's ligament on either side. The regions thus mapped out are named, from above downward, right hypochondriac,



ABDOMINAL REGIONS AND ZONES, ACCORDING TO THE BASLE [BNA] NOMENCLATURE.

right lumbar (abdominis lateralis [BNA]), and right inguinal or iliac; epigastric, umbilical, and hypogastric or pubic; left hypochondriac, left lumbar (abdominis lateralis [BNA]), and left inguinal or iliac. **a. zones**, three zones into which the abdomen is divided by horizontal lines at the level of the cartilages of the ninth ribs (subcostal line) and the iliac crests (intertubercular line) respectively; the upper or *subcostal zone* (regio epigastrica [BNA]) is subdivided into the right hypochondriac, epigastric, and left hypochondriac regions; the middle or *umbilical zone* (regio mesogastrica [BNA]) into the right lumbar, umbilical, and left lumbar regions, the lower or *hypogastric zone* (regio hypogastrica [BNA]) into the right iliac or inguinal, the hypogastric or pubic, and the left iliac or inguinal. The boundaries of the several regions differ somewhat in the old and the new nomenclatures (see the illustrations).

abdominoante'rior. Noting a position of the fetus in utero, with its belly turned toward the anterior abdominal wall of the mother.

abdominocystic (ab-dom-i-no-sis'tik). Abdominovescical.

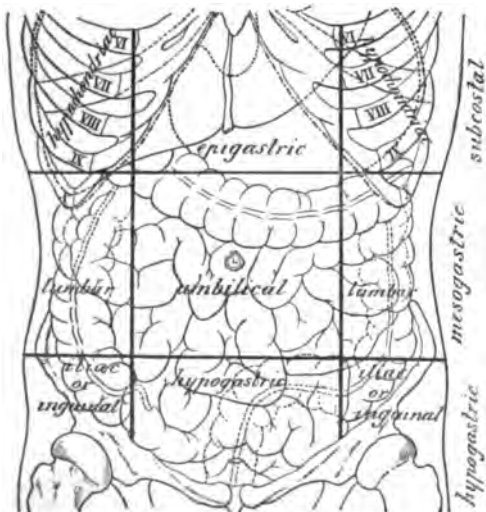
abdominogen'ital. Relating to the abdomen and the genital organs.

abdom'inohysterec'tomy. Removal of the uterus through an incision in the abdominal wall.

abdom'inohysterot'omy. Cutting into the uterus, cesarean section, performed through an incision in the abdominal wall.

abdom'inoposte'rior. Noting a position of the fetus in utero, with its abdomen turned toward the back of the mother.

abdominoscopy (ab-dom-i-nos'ko-pl) [abdomen + G. *skopēō*, I examine.] Examination of the abdomen or of its contained viscera.



ABDOMINAL REGIONS AND ZONES, ACCORDING TO THE OLD NOMENCLATURE.

abdom'inal. Relating to the abdomen. **a. re'gions,** divisions into which the abdomen is divided by arbitrary lines or planes; of these lines the most common are drawn at the levels of the

abdom'inoscro'tal. Relating to the abdomen and the scrotum.

abdominothoracic (ab-dom'i-no-tho-ras'ik). Relating to both abdomen and thorax.

abdom'ino-uterot'omy. Abdominohysterotomy.

abdom'inoves'ical. Relating both to the abdomen and to the urinary or gall bladder.

abdu'cens [L. drawing away from.] Nervus abducens. **a. oc'ull,** musculus rectus lateralis [BNA]. **a. o'ris,** musculus caninus [BNA].

abdu'cent. 1. Abducens. 2. Abducting or drawing away from.

abduct' [*abducere*, to draw away.] To move away from the axis of the body or of one of its parts; also to draw a part away from the middle line.

abduc'tion. 1. Movement away from the middle line. 2. A position resulting from such movement. **a. of the foot,** rotation of the foot outward around the axis of the leg, or rotation outward around its own axis.

abduc'tor. That which abducts or draws something in a direction away from the axis of the part, said of various muscles; the opposite of *adductor*.

Abbe's support' (ab'a) [*Abbe*, German physician in Nauheim, contemporary.] An apparatus for making pressure over the cardiac region in order to quiet the overacting heart.

abenter'ic [L. *ab*, from, + *G. enteron*, intestine.] Aparenteric.

anepithymia (ab-ep-i-thi'mi-ah) [L. *ab*, from, + *G. epithymia*, desire.] Anepithymia.

Abernethy's fas'cia [John Abernethy, London surgeon, 1764-1831.] A layer of subperitoneal areolar tissue in front of the external iliac artery. **A's opera'tion,** ligation of the external iliac artery through an incision curving around the anterior superior spine of the ilium. **A's sarco'ma,** liposarcoma.

aberrans [L. wandering away.] Vas aberrans.

aberrant. 1. Wandering off, said of certain ducts or vessels taking an unusual course. 2. Differing from the normal, said in botany or zoology of certain atypical individuals in a family or species.

aberratio (ab-er-a'shyo) [L.] Aberration. **a. tes'tis,** presence of the testis in a part away from the path followed in a normal descent.

aberra'tion. 1. Wandering away from the normal situation. 2. Atypical development or growth. 3. Slight mental derangement. 4. Unequal deviation of the rays of light in passing through a lens, so that the image is blurred (*spherical a.*) or colored (*chromatic a.*), owing to a breaking up of the rays of white light. **diop'tric a.,** spherical. **Newtonian a.,** chromatic a.

abevacuation (ab-e-vak-u-a'shun). An abnormal evacuation in the way either of excess or of deficiency.

abeyance (ab-a'ans) [from the Old French.] A state of temporary abolition of function.

Abies (ab'e-të) [L.] A genus of evergreen trees, the firs.

ab'etate. A salt of abietic acid.

abietene (ab'i-e-tën). A substance obtained from the nut-pine, *Pinus (Abies) sabiana*; it consists chiefly of heptene.

abietic (ab-i-et'ik). Relating to fir trees or their products. **a. ac'id,** an acid derived from abietin.

abietin (ab'i-e-tin). A resin from the turpentine of certain species of fir.

abietite (ab'i-e-tit). A sugar obtained from the leaves of the silver fir.

abiogen'esis [G. *a-* priv. + *bios*, life, + *genesis*,

production.] Spontaneous generation, the origin of living matter without descent from other living matter.

abiogenet'ic. Relating to spontaneous generation. **abiological** (ab'i-o-loj'i-kal). Not relating to biology or the science of living things.

abion'ergy [G. *a-* priv. + *bios*, life, + *energeia*, action, energy.] Premature degeneration with loss of function of certain cells or tissues, not due to any apparent external influence; abiotrophy.

abio'sis [G. *a-* priv. + *bios*, life.] 1. Non-viability. 2. Absence of life. 3. Abiotrophy.

abiot'ic. Marked by abiosis, non-viable.

abiotrophy (ab-i-ot'ro-fi) [G. *a-* priv. + *bios*, life, + *trophë*, nourishment.] Premature loss of vitality or degeneration of certain cells or tissues, not caused by any apparent external influence; hypotrophy, abionergy.

abir'itant. 1. Soothing, relieving irritation. 2. An agent possessing this property.

abir'itate. To soothe, remove irritation, diminish reflex irritability.

abirrita'tion [L. *ab*, from, + *irritare*, to irritate.] The diminution or abolition of reflex or other irritability in a part.

abir'ritative. Soothing; tending to reduce reflex irritability.

abiuret (a-bi'u-ret). Non-biuret; not producing biuret, not giving a biuret reaction.

abjoin't. In botany, to detach by septa.

abjunc'tion [L. *abjungere*, to disjoin, to separate.] In botany, detachment by septa.

ablacta'tion [L. *ab*, from,] Weaning.

ablastem'ic. Not germinal or blastemic.

ablate' [L. *ablatus*, taken away.] To remove.

ablatio (ab-la'shyo) [L.] Ablation, removal, amputation. **a. placen'te,** premature detachment of the placenta. **a. ret'inæ,** detachment of the retina.

abla'tion [L. *ablatio*.] The removal of a part, as by amputation, or of any growth or noxious substance.

ablepha'ria, ableph'aron [G. *a-* priv + *blepharon*, eyelid.] Congenital absence, partial or complete, of the eyelids.

ableph'arous [G. *a-* priv. + *blepharon*, eyelid.] Without eyelids.

ablephary (ä-blef'a-ri). Ablepharia.

ablepsia, ablepsy (ä-blep'si-ah, ä-blep'si) [G. *a-* priv. + *blepō*, I see.] Blindness.

ablu'ent [L. *abluerè*, to wash off.] 1. Cleansing. 2. Anything with cleansing properties.

ablu'tion [L. *ablutio*.] A washing or cleansing.

abner'val [L. *ab*, away from, + *nervus*, nerve.] Away from a nerve, noting specifically a current of electricity passing through a muscular fiber in a direction away from the point of entrance of the nerve fiber.

abneural (ab-nu'ral) [L. *ab*, away from.] 1. Abneural. 2. Away from the neural axis.

abnor'mal [L. *ab*, away from, + *norma*, rule.] Not normal, contrary to the rule or type, irregular.

abnormal'ity. Irregularity, deviation from the type or rule.

abnor'mity. 1. Abnormality, deformity. 2. Monstrosity.

aboma'sum, aboma'sus [L. *ab*, from, + *omasum*, third stomach of a ruminant.] The fourth stomach of a ruminant.

abo'rad [L. *ab*, from, + *os(or)-*, mouth.] In a direction away from the mouth.

abo'ral [L. *ab*, from, + *os(or)-*, mouth.] Away from or opposite to, the mouth.

aboriginal (ab-o-rij'in-al) [L. *ab*, from, + *origo* (*origin-*), source, birth.] 1. Autochthon. 2. Autochthonous.

abort' [L. *abortare*, to miscarry.] 1. To give birth to an embryo or fetus before it is viable. 2. To arrest the development or growth of a living thing or part. 3. To become arrested in growth or development, to remain rudimentary.

abort'icide [L. *abortus*, abortion, + *cadere*, to kill.] Pesticide.

abortient (ab-or'shent). 1. Miscarrying, aborting. 2. An agent producing abortion. 3. Sterile.

abortifacient (ab-or-ti-fa'shent) [L. *abortus*, abortion, + *facere*, to make.] 1. Producing abortion. 2. An agent which produces abortion.

abortion. 1. The giving birth to an embryo or non-viable fetus. 2. The product of such premature birth. 3. The arrest of any action or process before its normal completion, as the abortion of pneumonia. A distinction is sometimes made between *abortion* and *miscarriage*, the former signifying the emptying of the uterus prior to the fourth month of pregnancy, the latter during the fourth, fifth, or sixth month; *premature delivery* noting the delivery of a viable fetus after the beginning of the seventh month and before full term. **artificial a.**, induced a. **criminal a.**, an a. produced artificially, the fetus being alive, and the interruption of the pregnancy not being necessitated by the state of the mother's health. **embryonal** or **embryonic a.**, expulsion of the embryo prior to the fifth month of pregnancy, true abortion. **fetal a.**, miscarriage, a. during the fifth or sixth month. **habitual a.**, a. recurring, usually at about the same period, with each pregnancy. **incomplete' a.**, expulsion of the ovum with retention of the membranes. **induced' a.**, a. brought on by drugs or mechanical means. **intec'tious a.**, a disease attacking cows with calf, the most striking symptom of which is abortion; it is caused by the presence of *Bacillus abortus*, and it may occur in the human female. **missed a.**, the long retention in the uterus, and subsequent expulsion, of a dead embryo. **ov'ular a.**, expulsion of the ovum in the first week or two of pregnancy. **tubal a.**, rupture of an oviduct which is the seat of an ectopic pregnancy.

abortionist. One who practises criminal abortion.

abortive. 1. Not coming to completion, said, for example, of an attack of a disease which subsides before it has become fully developed or has run its full course. 2. Rudimentary. 3. Cutting short an attack of a disease. 4. Abortifacient.

abortus [L.] Abortion.

abou'lia, abouloma'nia. Abulia.

abrachia (ä-bra'ki-ah) [see *abrachius*.] The absence of arms.

abrachiocephalia (ä-bra'ki-o-së-fa'll-ah). Absence of arms and head.

abrachiocephalus (ä-bra'ki-o-sef'al-us) [G. *a-* priv. + *brachion*, arm, + *kephalē*, head.] A monster having neither arms nor head.

abrachius (ä-bra'ki-us) [G. *a-* priv. + *brachion*, arm.] A monster without arms.

abrade (ä-bräd') [L. *ab*, from, + *radere*, to scrape.] To excoriate, to scrape away the epidermis from a part.

Abr- - reflex [Albert Abrams, San Fran-*1864.] A contraction of the en the skin of the precordial l. **A.'s lung re'flex**, increase in urea following irritation of the x or upper abdominal region.

abra'sio [L.] Abrasion.

abrasion (ä-bra'zhun) [L. *ab*, off, + *radere*, to scrape.] 1. An excoriation, a circumscribed removal of the epidermis of skin or mucous membrane. 2. A scraping away of a portion of the surface. 3. In dentistry, the mechanical wearing away of the surface of a tooth.

abreaction (ab-re-ak'shun). The emotional discharge, obtained after the recall of the original psychic trauma, in the process called by Freud *catharsis*.

a'brin. Jequiritin, a specific poison, analogous to the bacterial toxins, occurring in jequirity seeds (*Abrus precatorius*).

abrot'anum [G. *abrotonon*, an aromatic plant.] The dried leaves and tops of southernwood, *Artemisia abrotanum*; employed as a vermifuge and tonic in doses of ʒi10-20 (0.6-1.3) of a fluidextract.

abrup'tio [L.] Abruptio, a tearing away. **a. placen'te**, premature detachment of the placenta.

A'brus [more correctly *Habrus*, from G. *habros*, -graceful.] A genus of leguminous plants. *A. precato'rius*, Indian liquorice, the root being sometimes used as a substitute for liquorice; the seeds have been employed in ophthalmic practice, see *jequirity*.

abscess (ab'ses) [L. *abscessus*, from *abscedere*, to go away.] A circumscribed collection of pus. **acute' a.**, hot a. **ame'bic a.**, an abscess of the liver, complicating or following tropical dysentery, which contains amebas. **arthrit'ic a.**, a cold, gravitation a., due to disease, usually tuberculous, of a joint. **athero'matous a.**, a circumscribed area of atheromatous softening in the wall of an artery. **canalic'ular a.**, an a. of the breast discharging into the milk ducts. **ca'seous a.**, one in which the pus has become inspissated, resembling soft, cheesy matter. **chron'ic a.**, cold a. **circumton'sillar a.**, quinsy. **cold a.**, a collection of pus occurring without local heat or other signs of inflammation, commonly of tuberculous origin. **critical a.**, an a. occurring toward the end of an acute disease. **diffuse' a.**, a collection of pus not circumscribed by a well defined capsule. **dry a.**, the remains of an a. the pus of which has been absorbed. **embol'ic a.**, metastatic a., a suppurative focus established at the point of arrest of a septic embolus. **fe'cal a.**, stercoral a. **fixa'tion a.**, an a. artificially provoked by the subcutaneous injection of turpentine, alleged to be of therapeutic value in certain infectious processes. **gas a.** an a. containing gas, due to the presence of *Bacillus aerogenes* or other species of gas-forming microorganism. **gravi'tation a.**, **grav'ity a.**, a wandering a. which sinks to the dependent parts. **hot a.**, an acute a., one occurring with all the evidences of local inflammation. **hypostat'ic a.**, gravitation a. **metasta'tic a.**, a secondary a. formed, at a distance from the primary focus, as a result of the transportation of the pus germs by the lymph or blood stream. **mil'iary a.**, one of a number of minute collections of pus. **milk a.**, a mammary a. occurring during lactation. **mul'tiple a. of the liv'er**, numerous small purulent collections, of pyemic origin, in the liver. **mu'ral a.**, one occurring in the tissues of the abdominal wall following celiotomy. **ossif'lent a.**, an a., usually a cold wandering a., originating from a focus of disease in a bone. **phleg'monous a.**, suppuration associated with acute inflammation of the subcutaneous connective tissue. **pro'as a.**, a cold or wandering abscess in the groin, associated with lumbar Pott's disease, the pus sinking

down in the sheath of the psoas muscle. **resid'ual a.**, an a. recurring on the site of a former a., due to inflammation excited by the undischarged residue of pus. **retropharyngeal a.**, a phlegmonous inflammation involving the cellular tissue of the posterior wall of the oropharynx. **scrofulous a.**, strumous a. **se'rous a.**, peristitis albuminosa, periosteal ganglion; a flattened subperiosteal cavity containing a clear, yellowish, viscid, synovia-like fluid. **shirt-stud a.**, two abscesses connected by a narrow channel. **solitary a. of the liver**, tropical a. **ster'coral a.**, a collection of pus mixed with fecal matter. **stitch a.**, an a. due to the use of septic suture material or to the inclusion in a stitch of pus germs from the skin. **stru'mous a.**, a cold a. of tuberculous origin. **subphren'ic a.**, circumscribed suppurative inflammation of the peritoneal surface of the diaphragm, and usually of the contiguous peritoneal surfaces of the liver and of the diaphragm. **tropical a.**, amebic a., a. of the liver associated with amebic dysentery, occurring chiefly in Europeans long resident in hot countries. **u'rinous a.**, an a. communicating with the bladder or the urethra, and containing urine mixed with pus. **verminous a.**, an a. due to inflammation caused by the presence of larvae or of intestinal worms. **wan'dering a.**, an a. found at a distance from the focus of disease, the pus burrowing along the fascial sheaths of the muscles.

abscess-root. The root of *Polemonium reptans* or Greek valerian; it is sometimes used as a stimulant expectorant in doses of $\frac{3}{4}$ -1 (2.0-4.0) of a fluidextract.

abscision (ab-si'shun) [L. *abscondere*, to cut away from.] Cutting away. **cor'neal a.**, cutting away of the prominence of the cornea in cases of staphyloma.

absconio (ab-skön'shyo) [L. *abscondere*, to hide.] A recess or cavity.

ab'sence. A temporary abeyance of the mental functions.

absinthe (ab'sinth, Fr. ab-sant'). A liqueur consisting of an alcoholic extract of absinthium and other bitter herbs.

absin'thic. Relating to absinthe or absinthium. **a. acid**, an acid obtained from oil of wormwood.

absin'thin. A bitter principle, $C_{10}H_{14}O_8$, obtained from absinthium.

absin'thium. The pathological condition resulting from the habitual use of absinthe in excess.

absin'thium [G. *apsinthion*.] Wormwood, the dried leaves and tops of *Artemisia absinthium*. The infusion ($\frac{3}{4}$:1) has been employed as a tonic in doses of $\frac{3}{4}$ -2 (30.0-60.0). In large or frequently repeated doses it is a narcotic poison, causing headache, trembling, and epileptiform convulsions.

absin'thol. The chief constituent ($C_{10}H_{14}O$) of oil of wormwood, identical with thuyol and tanacetol.

absolute (ab'so-lüt) [L. *absolutus*, complete.] Unconditional, unlimited; complete, entire; fixed, certain. **a. al'cohol**, alcohol with no admixture of water, or at most 1 per cent. **a. di'et**, complete fasting. **a. field**, that portion of the cerebral cortex, a lesion of which invariably produces spasm or paralysis. **a. tem'perature**, temperature reckoned from the a. zero. **a. ze'ro**, the lowest possible temperature, that at which the form of motion constituting heat no longer exists, reckoned as $-273.15^{\circ}C$.

absorb' [L. absorbere, to suck in.] 1. To incorporate or take up gases, liquids, or the rays of light. 2. To take any material into the body through the

lymphatics or blood-vessels. 3. To arrest the passage of radiant heat. 4. To neutralize an acid.

absorbefacient (ab-sor-bi-fa'shent) [L. *absorbere*, to suck in, + *facere*, to make.] 1. Causing absorption. 2. Any substance possessing such quality.

absorbent. 1. Having the power to absorb, suck up, or take into itself any gas or liquid or the light rays, or to neutralize an acid. 2. Any substance possessing such power. 3. A lymphatic or blood-vessel drawing material of any kind into the tissues, specifically a lacteal. **a. cotton**, cotton from which all fatty matter has been extracted, so that it readily takes up fluids.

absorptiometer (ab-sorp-shi-om'e-ter) [L. *absorptio*, absorption, + G. *metron*, measure.] 1. An instrument for determining the amount of gas absorbed by a given quantity of liquid. 2. An appliance for determining the thickness of a layer of liquid between two glass plates in apparent apposition; used in hematascopy.

absorption (ab-sorp'shun). 1. The taking up of gases by liquid or solid substances, or of liquids by solids. 2. The taking into the tissues, through the medium of the lymphatics or blood-vessels, of any material in suitable form. 3. The extinction of light or any of its component rays by black or colored objects. 4. The arrest of the rays of radiant heat, the temperature of the absorbing body being slowly raised. 5. The neutralization of an acid. **a. band**, a dark band in the spectrum produced by the passage of light through certain solid, liquid, or gaseous substances. **a. lines**, numerous dark lines in the solar spectrum due to absorption by the solar atmosphere, and also by that of the earth; the phenomenon is due to the fact that rays passing from an incandescent body through a cooler medium are absorbed by elements in that medium which would give out the same rays if the medium were itself made incandescent. **a. spec'trum**, a spectrum showing a. bands or lines. **disjunc'tive a.**, absorption of living tissue in immediate relation with a necrosed part, producing the line of demarcation. **interstitial a.**, the removal of water or of degenerated material in the tissues by the lymphatics.

absorp'tive. Absorbent.

abstergent (ab-stur'jent) [L. *abstergere*, to wipe off.] 1. Having cleansing or purgative properties. 2. A cleansing lotion. 3. A purgative.

ab'stinence [L. *abstinere*, to abstain.] Specifically, refrain from the use of certain articles of diet or of alcoholic beverages, or from sexual intercourse. **a. symp'toms**, erethism or partial collapse following the sudden withdrawal of an accustomed stimulant, such as alcohol or opium.

ab'stract [L. *abstractum*, from *abstrahere*, to draw away.] A preparation formerly recognized by the U.S.P. under the name *abstractum*, made by evaporating a fluidextract to a powder and triturating with sugar of milk; one part of the abstract was equal in strength to two parts of the drug or its extract. The official abstracts were of aconite, belladonna, conium, digitalis, hyoscyamus, ignatia, jalap, nux vomica, podophyllum, senega, and valerian.

abstract' [L. *abstrahere*, to draw away.] 1. To take away. 2. To condense or abbreviate an article or paper. 3. To make an abstract of a drug.

abstract'ion. 1. Taking away. 2. The making of an abstract from the crude drug. 3. Blood-letting. 4. Distillation or separation of

less monster. **a. paraceph'alus**, a monster with only partially formed skull and no brain.

aceph'aly. Acephalia, headlessness.

acerato'sis [G. *a-* priv. + *keras*, horn.] Akeratosis,

deficiency or absence of horny tissue, as the nails.

acer'vulus [L. *acervulus*, a little heap.] Occurring in clusters, aggregated.

acervulo'ma. An intracranial tumor containing acervulus, or brain-sand; psammoma.

acer'vulus [L. dim. of *acervus*, a heap.] The sabulous matter, composed of epithelial cells and lime concretions, filling the follicles of the pineal body; brain-sand.

acescence (â-se'sens) [L. *acescere*, to become sour.] 1. A slight degree of acidity. 2. The process of becoming sour.

acescent (â-se'sent). Slightly acid.

acetab'ular. Relating to the acetabulum.

acetab'ulum, gen. *acetab'uli*, pl. *acetab'ula* [L. a shallow vinegar vessel or cup.] Cotyloid cavity, a cup-shaped depression on the external surface of the innominate bone, in which the head of the femur fits.

acetal (as'-et-al) [*acet(ic)* + *al(cohol)*.] A clear liquid made by the imperfect oxidation of alcohol; has been employed as an hypnotic in doses of 32-3 (8.0-12.0).

acetal'dehyde. Aldehyde (2).

acetamide (â-set'am-id). Acetic acid amide, formed by the action of ethyl acetate on ammonia; occurs in colorless deliquescent crystals of a mousy odor.

acetan'ilide (as-et-an't-léd). Acetanilidum.

acetan'ilidum (U.S. and Br.). Acetanilide, antifebrin. Made from aniline by acting upon it with acetyl chloride; occurring in the form of white scales or crystalline powder, very slightly soluble in water, but soluble in 5 parts of alcohol; employed as an analgesic and antipyretic in doses of gr. i-v (0.06-0.3).

acetate (as'e-tate). A salt of acetic acid.

acetbroman'ilide (â-set'bröm-an't-léd). Antiseptin, aseptin, a derivative of acetanilide; has been employed as an analgesic and hypnotic in doses of gr. 1-3 (0.06-0.2).

acetic (â-se'tik) [L. *acetum*, vinegar.] Relating to vinegar; sour. **a. acid**, acidum aceticum.

ace'ticocep'tor. One of the side chains* assumed to exist in trypanosomes and other organisms, which have a special affinity for the acetic-acid radical.

acetimeter (as-e-tim'e-tur) [L. *acetum*, vinegar, + G. *metron*, measure.] An apparatus for determining the content of acetic acid in vinegar or other fluid.

acetyl (as'-et-il). A glycerin in which one or more hydrogen atoms have been replaced by acetyl.

acetoac'etic acid. Diacetic* acid.

acetom'eter. Acetimeter.

acetomorphine (as'e-to-mor'fën). Heroin.

acetone (as'e-tone). Acetonum. **a. com'pounds**, beta-oxylbutyric acid, acetoacetic (diacetic) acid, and acetone.

acetone'mia, **acetona'mia** [G. *haima*, blood.] The presence of acetone, in large amount, in the blood, manifested at first by erythema, later by a progressive depression; acidosis.

acetoni'tril. Methyl cyanide, a colorless fluid of aromatic odor, soluble in water and alcohol.

aceton'ic acid. An antiseptic compound of acetone.

a. S. Spiritus pyroaceticus, ether; a thin colorless liquid of an ethereal odor, staining not less than 99 per cent.

of absolute acetone dimethyl ketone; has been employed in rheumatism and gout in doses of $\text{℥}15-20$ (1.0-1.3)

acetonu'ria [G. *ouren*, urine.] The excretion with the urine of large amounts of acetone, an indication of incomplete oxidation of the albuminous principles; see *acidosis*.

acetophenet'idin. Acetphenetidin.

acetophe'none. Hypnone, phenyl-methyl acetone, a coal-tar derivative, a colorless liquid crystallizing in white needles at low temperatures, with an odor of bitter almond; has been recommended as an hypnotic in doses of $\text{℥}1-5$ (0.06-0.3). **a. phenet'idin**, malarin.

acetopy'rine. Acopyrine, trade name for antipyrine acetylsalicylate; a white crystalline powder, very slightly soluble in water; antipyretic, analgesic, antirheumatic, in doses of gr. 7½-15 (0.5-1.0).

acetorthotoluid (as-et-or-tho-tol'u-id). An isomer of acetparatoluid having similar properties.

acetosol'uble. Soluble in acetic acid.

acetous (as'e-tus). Relating to vinegar; sour-tasting. **a. fermenta'tion**, fermentation of wine or beer whereby the alcohol is oxidized to form acetic acid, or vinegar.

acet'ozone. Trade name for a mixture of equal parts by weight of benzoyl-acetyl-peroxide and a moist infusorial earth; occurs as a white crystalline powder slightly soluble in water; employed as an intestinal antiseptic in typhoid fever and dysentery.

acetaraphenet'idin. Acetphenetidinum.

acetparatol'u'id. An antipyretic substance in the form of colorless crystals, slightly soluble in water; dose gr. 15-30 (1.0-2.0).

acetphenetidi'num, **acetphenet'idin** (U.S.). Phenacetin (Br.); an acetyl compound of phenetidin, occurring in the form of white crystalline powder or scales, without odor or taste, soluble in 12 parts of alcohol and 925 parts of water; analgesic and antipyretic in doses of gr. 7½ (0.5).

acet-theocin-sodium (as'-et-the'o-sin-so'di-um) Soluble theocin.*

acetum, pl. *aceta* (â-se'tum, â-se'tah) [L. *vinum acetum*, soured wine, vinegar.] Vinegar. The vinegars (*aceta*) are made by treating vegetable drugs with dilute acetic acid. Two *aceta* are official in the U.S.P. and five in the B.P. **a. aromat'icum** (N.F.), aromatic vinegar, a solution of the volatile oils of cinnamon, cloves, juniper, lavender, lemon, peppermint, and rosemary in alcohol, acetic acid, and water; employed as a cooling lotion in headache and fever. **a. canthar'idis** (Br.), vinegar of cantharides, 1 part, in 10 of 30 per cent. acetic acid; used externally. **a. ipecacuan'hæ** (Br.), vinegar of ipecac; dose, $\text{℥}5-30$ (0.3-2.0). **a. mylab'ridis** (Br.), vinegar of mylabris; a substitute for a. cantharidis, employed as a vesicant. **a. op'il** (U.S.), vinegar of opium, black drop; dose, $\text{℥}5-20$ (0.3-1.2). **a. scill'lae** (U.S., Br.), vinegar of squill, dose, $\text{℥}10-30$ (0.6-2.0). **a. urgin'æe** (B.A.), vinegar of urginæa or Indian squill; urginæa 1, macerated in diluted acetic acid 8; dose, $\text{℥}10-30$ (0.6-2.0).

acetyl (as'-et-il). A univalent radical, CH_3CO , which is supposed to unite with hydroxyl, OH, to form acetic acid, CH_3COOH ; the *acetates* being formed by the substitution of a metallic atom for the hydrogen in the hydroxyl group. **a. chlo'ride**, CH_3COCl , a colorless liquid employed as a reagent. **a. benzac'etone**, aconitine. **a. param'idophe'no'ol salicylate**, or **a. param'idosa'ol**, salophen. **a. phenylhy'drazin**, pyrodin. **a. sali-**

cyl'ic acid, aspirin. **a. sal'ol**, vesipyrine. **a. tan'-nin**, tannigen. **a. thy'mol**, thymol acetate. **a. tribromsal'ol**, cordyl, analgesic and hypnotic in doses of gr. 8-15 (0.5-1.0).

acetylene (a-set'e-lén). A colorless gas, of a disagreeable odor, which burns with an intense white flame; it is prepared commercially by the action of water on calcium carbide.

ache (ák) [A.S. *acan*.] 1. To be the seat of a continuous pain. 2. A peculiar dull, yet often severe, continuous pain.

achilla (â-ki'lli-ah). Achilia.

achilous (ak'i-lus). Achilous.

achiria (â-ki'ri-ah). Achiria.

achiric (â-ki'rik). Achiric.

achirous (ak'i-rus). Achirous.

achirus (â-ki'rus). Achirus.

achene (a-ken') [L. *achenium*.] A dry one-seeded indehiscent fruit.

achenium (a-ke'ní-um) [G. *a*-priv. + *chainô*, I gape.] Achene.

achilia (â-ki'lli-ah) [G. *a*-priv. + *cheilos* lip] Congenital absence of the lips.

Achillea (â-kil'e-ah). A genus of herbaceous plants of the order *Compositæ*. **A. millefo'lium** [L. *mille*, thousand, + *folium*, leaf], milfoil, yarrow a perennial shrub the herbage of which is employed as a bitter tonic in doses of 34-6 (120.0-180.0) of a tea made with 1 ounce of the leaves to 1 pint of hot water; the dose of the volatile oil is 15-10 (0.3-0.6).

achilleine (â-kil'e-én). An amorphous bitter alkaloid derived from *Achillea millefolium*. It has been used as an antiperiodic in doses of gr. 15-30 (1.0-2.0), but causes irregular heart action.

Achilles ten'don (â-kil'ez) [a Greek warrior who was vulnerable only in the heel.] Tendo Achillis, tendo* calcaneus [BNA]. **A. t. re'flex**, see under *reflex*.

achillobursitis (â-kil'o-bur-si'(se')tis). Inflammation of a bursa beneath the tendo* calcaneus.

achiliodynia (â-kil-o-din'i-ah) [*Achilles* (*tendon*) + G. *odynê*, pain.] Pain due to inflammation of the bursa between the calcaneus and the tendo Achillis (achillobursitis).

achilorrhaphy (â-kil-or'â-ft) [*Achilles* (*tendon*) + G. *raphê*, sewing.] Suture of the tendo calcaneus.

achillotomy (â-kil-o't'o-mí) [*Achilles* (*tendon*) + G. *tomê*, incision.] Division of the tendo calcaneus.

achilous (ak'i-lus) [G. *a*-priv. + *cheilos*, lip.] Having no lips.

achiria (â-ki'ri-ah) [G. *a*-priv. + *cheir*, hand.] 1. Congenital absence of the hands. 2. Anesthesia in, with loss of the sense of possession of, one or both hands; a condition sometimes noted in hysteria. 3. A form of dyschiria in which the patient is unable to tell on which side of the body a stimulus has been applied.

achiric (â-ki'ric). Relating to achiria in either sense.

achirous (ak'i-rus) [G. *a*-priv. + *cheir*, hand.] Without hands.

achirus (â-ki'rus) [G. *a*-priv. + *cheir*, hand.] A monster without hands.

achlamydeous (ak-lâ-mid'e-us) [G. *a*-priv. + *chlamsys* (*chlamyd*-), mantle.] In botany, noting a flower without calyx or corolla.

Achlea (ak'le-ah). A genus of thallophytic fungi, sometimes saprophytic but more often forming moulds on animals (fish, insects, etc.).

achlorhydia (â-klor-hi'dri-ah) [G. *a*-priv. + *chlorkhydic* (*acid*).] Absence of hydrochloric acid in the gastric juice.

achlorides (â-klô'ridz). Non-chlorides; salts, other than chlorides in the urine.

achlorop'sia [G. *a*-priv. + *chlôros*, green, + *opsis*, vision.] Green-blindness, color-blindness as regards green.

acholia (â-ko'lli-ah) [G. *a*-priv. + *cholê*, bile.] Suppressed secretion of bile

acholuria (â-ko-lu'ri-ah) [G. *a*-priv. + *cholê*, bile, + *ouron*, urine.] Absence of bile pigments in the urine in certain cases of jaundice.

acholuric (â-kol-u'rik). Without the presence of bile in the urine.

achondroplasia (â-kon-dro-pla'zi-ah) [G. *a*-priv. + *chondros*, cartilage, + *plasis*, a moulding.] Chondrodystrophy.

achondroplasty (â-kon'dro-plas-ty). Achondroplasia.

achor (ak'or) [G. *achôr*, dandruff.] 1. An eruption of small pustules on the hairy parts. 2. A scaly or scabby eruption on the face and scalp in infants. 3. An acuminate pustule.

achoresis (â-ko-re'sis) [G. *a*-priv. + *chôrêô*, I hold.] Permanent contraction of a hollow viscus, such as the stomach or bladder, whereby its capacity is reduced.

Achorion (â-ko'ri-on) [G. *achôr*, dandruff.] A genus of parasitic fungi producing several affections of the skin. **a. ceratoph'agus** [G. *keras*, horn, + *phagô*, I eat], a name given to the favus fungus in onychomycosis. **A. leber'tii**, *Trichophyton microsporon*, the fungus of tinea tonsurans. **A. schoenle'i**, the fungus of favus.

achrocythemia (â-kre-o-si-the'mí-ah) [G. *achroios*, colorless, + *kytos*, cell, + *haima*, blood.] A state marked by deficiency of hemoglobin and consequent paleness of the red blood cells.

achrocyte (â-kro'ah-sít) [G. *a*-priv. + *chroa*, color, + *kytos*, a hollow (cell).] A colorless cell, a lymphocyte.

achrocytosis (â-kro-ah-si-to'sis). The occurrence of a great number of lymphocytes in the peripheral circulation.

achrocythemia (â-kroy'o-si-the'mí-ah). Achrocythemia.

achroma (ak-ro'mah) [G. *a*-priv. + *chrôma*, color.] Leucoderma.

achromacyte (â-kro'mah-sít). Achromatocyte.

achromasia (â-kro-mâ'sí-ah) [G. *achrômatos*, colorless.] 1. Absence of pigment in the skin; vitiligo, albinism. 2. Cachectic pallor. 3. Absence of the ordinary staining reaction in a cell or tissue.

achromate (â-kro'mât) [G. *a*-priv. + *chrôma*, color.] An absolutely color-blind person.

achromatic (â-kro-mat'ik) [G. *a*-priv. + *chrôma*, color.] 1. Colorless. 2. Not decomposing white light, said of a lens. **a. lens**, a double lens, made of two kinds of glass with different chromatic qualities, so selected that one practically neutralizes the light dispersion of the other, without interfering with refraction.

achro'matin [G. *a*-priv. + *chrôma*, color] The hyaloplasm or plasm of the cell, so called because of its weak staining property; especially the caryoplasm or structureless protoplasm of the cell-nucleus.

achromaticinic (â-kro-mâ-tin'ik). Relating to or containing achromatin.

achromatocyte (â-kro-mat'o-sít) [G. *a*-priv + *chrôma*, color, + *kytos*, cell.] A decolorized erythrocyte.

achromatolysis (â-kro-mâ-tol'i-sis). Plasmolysis, protoplasmolysis, caryoplasmolysis; dissolution of the achromatin of a cell or of its nucleus.

achromatophil (â-kro-mat'o-fil) [G. *a*-priv. + *chrôma*, color, + *philos*, fond.] 1. Not being colored by the histological or bacteriologica

stains. 2. A cell or tissue which cannot be stained in the usual way.

achromatopsia (ă-kro-mă-top-si'ah) [G. *a-* priv. + *chrōma*, color, + *opsis*, vision.] Color-blindness.

achromatopsy (ă-kro-mă-top-se). Achromatopsia.

achromatosis (ă-kro-mă-to'sis) [G. *a-* priv. + *chrōma*, color.] Absence of natural pigmentation, as in albinism.

achromatous (ă-kro-mă-tus). Colorless, unpigmented.

achromaturia (ă-kro-mă-tu'ri-ah) [G. *a-* priv. + *chrōma*, color, + *ouron*, urine.] The passage of colorless or nearly colorless urine.

achromia (ă-kro-mi-ah). Achromatosis.

achromic (ă-kro'mik). Colorless.

achromoderma. Leucoderma.

achromophilous (ă-kro-mof'i-lus). Achromatophil.

achromotrichia (ă-kro-mo-trik'i-ah) [G. *achrōmos*, colorless, + *thrix* (*trich-*), hair.] Absence or loss of pigment in the hair; canities.

achroodextrin (ă-kro-o-deks'trin) [G. *achroos*, colorless.] A form of dextrin which is not colored by iodine.

achylia (ă-ki'li-ah) [G. *a-* priv. + *chylos*, juice.] 1. Absence of the chyle. 2. Absence of the gastric juice or other digestive ferment. **a. gastrica**, diminished or abolished secretion of the gastric juice in atrophy of the mucous membrane of the stomach. **a. pancreatica**, deficiency or absence of the pancreatic secretion resulting in fatty stools, emaciation, and other symptoms of impaired nutrition.

achylosis (ă-ki-lo'sis). Achylia.

achylous (ă-ki'li-us) [G. *achylos*, without juice.] 1. Lacking in gastric juice or other digestive secretion. 2. Having no chyle.

achymia, **achymosis** (ă-ki'mi-ah, ă-ki-mo'sis) [G. *a-* priv. + *chymos*, chyme.] Absence or deficiency of chyme.

acic'ular [L. *acicula*, a needle.] Needle-shaped.

acid (as'id) [L. *acidus*, sour.] 1. A compound of an electronegative element or radical with hydrogen; it forms salts by replacing all or part of the hydrogen with an electropositive element or radical. An acid containing one displaceable atom of hydrogen in the molecule is called *monobasic*; one containing two such atoms, *bibasic*; and one containing more than two, *polybasic*. 2. In popular language, any chemical compound which has a sour taste. 3. Sour, sharp to the taste. 4. Relating to an acid; giving an acid reaction, turning a vegetable blue red. (For definitions of the different acids, see the adjectives or under *acidum*; the acids official in the U.S. and Br. Pharmacopeias are defined under *acidum*.) **a.-albumin**, syntonin; a derived albumin formed by the action of a dilute acid on a native albumin; it is not coagulable by heat, and is precipitated by neutralization of the solution. **a.-fast**, a term denoting bacteria which are not decolorized by mineral acids after having been stained with aniline dyes; the leprosy, smegma, tubercle, and hay bacilli are examples of acid-fast bacilli. **a.-gland**, one of the stomach glands secreting the acid of the gastric juice. **a.-intoxica'tion**, a pathological state due to the toxic effect of an excess of acids formed within the organism or introduced from without.

acidaminuria (as'id-am'in-u'ri-ah). The passage of amino-acids in the urine.

a. acidum, acid, + G. *haima*, blood.] 1. The acid of an acid in the blood. 2. (See under *acid*.) See under *acid*.

acidifiable (ă-sid-i-fi'a-bl) [L. *acidus*, acid, + *feri*, to be made, + *habilis*, capable.] Capable of being converted into an acid.

acid'ify [L. *acidum*, acid, + *acerre*, to make.] 1. To render acid. 2. To become acid.

acidim'eter [L. *acidum*, acid, + G. *metron*, measure.] A device for determining the degree of acidity of a fluid, or the strength of an acid.

acidim'etry. The determination of (1) the acidity of a fluid, or (2) the strength of an acid.

acid-intoxica'tion. See under *acid*.

acidismus (as-i-diz'mus). Poisoning by acids introduced from without, as contradistinguished from *acidosis*, or poisoning by acids formed in metabolism.

acid'ity. 1. The state of being acid. 2. The acid content of a fluid.

acidol (as'e-dol). Betaine hydrochloride.

acid'ophil [L. *acidum*, acid, + G. *philos*, fond.] Oxyphil; also written acidophile, acidophilic, acidophilous.

acido'sis. A condition in which there is an excess of acid products in the blood or excreted in the urine; there may be an excessive formation, or a deficient oxidation of the amount normally formed; when the condition gives rise to morbid symptoms it is called *acid intoxication*.

acidostophyte (as-i-dos'te-o-fit) [G. *akis*, a point, + *osteon*, bone, + *phyton*, growth.] A sharp-pointed bony outgrowth or osteophyte.

acid'ulate. To render more or less acid or sour.

acid'ulous. Slightly acid or sour.

acidum (as'i-dum) [L.] Acid.

a. ac'e'ticum (U.S. and Br.), acetic acid; a product of the oxidation of ethylic alcohol and of the destructive distillation of wood; the official acid is a liquid containing 36 per cent. (B.P. 33 per cent.) of absolute acetic acid (hydrogen acetate); employed locally as a counterirritant, and occasionally internally in doses of ℥₅-15 (0.3-1.0).

a. ac'e'ticum dilu'tum (U.S. and Br.), dilute acetic acid, contains 6 per cent. (B.P., 4.97 per cent.) of absolute acetic acid (hydrogen acetate); dose, 5℥-1 (2.0-4.0).

a. ac'e'ticum glacia'le (U.S. and Br.), glacial acetic acid, contains 99 per cent. absolute acetic acid (hydrogen acetate); employed externally as a caustic for the removal of corns and warts.

a. am'i'do-ac'e'ticum, amido-acetic acid, glyccocoll, glycine; white sweetish crystals, soluble in 4℥ parts of water; employed in photography.

a. arseni'o'sum (Br.), white arsenic; *arseni** trioxidum (U.S.).

a. arsen'o'sum, *arseni* trioxidum.

a. benzo'o'sum (U.S. and Br.), benzoic acid, benzoyl hydrate; occurs in the form of whitish needles or scales, soluble in 400 parts of water, in 2℥ parts of alcohol; antiseptic, diuretic, and expectorant; dose, gr. 10-40 (0.6-2.6).

a. bo'ricum (U.S. and Br.), boric acid, boracic acid, occurs in the form of pearly laminar crystals or a white unctuous powder, soluble in 25 parts of water; employed as an antiseptic dusting powder, in saturated solution as a collyrium, and with glycerin in aphthas and stomatitis; internal dose, gr. 2-15 (0.12-1.0).

a. camphor'icum (U.S.), camphoric acid, a white crystalline powder obtained by the action of nitric acid on camphor; employed in cystitis and in the night sweats of phthisis in doses of gr. 20-60 (1.3-4.0).

a. carbol'icum, carbolic acid, phenyl alcohol, phenyl hydrate, phenol.*

a. carbol'icum ioda'tum (N.F.), iodized carbolic acid or phenol; iodine 20, phenol 60, glycerin 20; caustic and counterirritant.

a. carbol'icum liquesac'tum (Br.), phenol liquefactum (U.S.), absolute phenol liquefied by the addition of 10 per cent. of water; dose, ℥₅-1 (0.3-0.06).

a. chro'micum (Br.), chromii trioxidum (U.S.),

H_2CrO_4 ; occurs in the form of crimson, odorless, deliquescent crystals; employed as a caustic.

a. cinnam'icum, cinnamyllic acid, phenylacrylic acid, occurs in the form of transparent scaly crystals; employed in infectious diseases to promote leucocytosis, in doses of gr. $\frac{1}{2}$ – $\frac{1}{4}$ (0.005–0.015).

a. citricum (U.S. and Br.), citric acid, the acid of citrus fruits; a clear crystalline deliquescent and efflorescent acid, usually made from lemon-juice; used as a preventive of scurvy and as a refreshing drink with water and sugar; dose, gr. 5–20 (0.3–1.3).

a. citricum saccharatum (N.F.), saccharated citric acid; citric acid 62.5, sugar 37.5; used with saccharated sodium bicarbonate in the preparation of effervescent saline mixtures.

a. cresyl'icum, cresol.

a. dichloro'eticum, a colorless liquid, used as a caustic application to venereal sores.

a. formicum, formic acid, aminic acid, a colorless liquid, employed as a muscular tonic in tremor and fatigue, in doses of \mathbb{M} 2–10 (0.12–0.6).

a. gallicum (U.S.), gallic acid, a yellowish white crystalline substance usually made from tannic acid or nutgalls; employed as an astringent for the same purpose as tannic acid, in doses of gr. 2–30 (0.12–2.0).

a. glycerophosphoricum, prepared by heating glycerin with two-thirds its weight of phosphoric acid; used in making the glycerophosphates.

a. hippur'icum, benzoylglycocoll, a white crystalline substance ($C_9H_7NO_3$), used therapeutically in the form of its salts (hippurates of calcium, sodium, and ammonium).

a. hydriod'icum, hydriodic acid, HI, a colorless gas readily soluble in water.

a. hydriod'icum dilu'tum (U.S.), a solution containing not less than 10 per cent. of the absolute acid; employed in cases in which the iodides are indicated in doses of \mathbb{M} 5–30 (0.3–2.0).

a. hydrobro'micum, hydrobromic acid, hydrogen bromide, HBr, a straw-colored fluid, official in U.S. and Br. as *a. hydrobromicum dilutum*, a solution containing not less than 10 per cent. of the absolute acid; employed as a substitute for the bromides in dose of \mathbb{M} 15–60 (1.0–4.0).

a. hydrochlor'icum (U.S. and Br.), hydrochloric acid, muriatic acid, HCl; a liquid containing 31.9 (Br. 31.79) per cent. of the absolute acid, employed as an escharotic, and rarely internally in dose of \mathbb{M} 2–10 (0.12–0.6) well diluted.

a. hydrochlor'icum dilu'tum (U.S. and Br.), dilute hydrochloric or muriatic acid, a liquid containing 10 (Br. 10.58) per cent. of the absolute acid; employed in dyspepsia and as a biliary stimulant in doses of \mathbb{M} 5–30 (0.3–1.3).

a. hydrocinnam'icum, beta-phenol-propionic acid, in white feathery crystals; employed in phthisis in doses of gr. $\frac{1}{2}$ –2 (0.03–0.12).

a. hydrocyan'icum, hydrocyanic acid, prussic acid, HCN; a colorless liquid, obtained from amygdalin present in bitter almonds, the stones of peaches, plums, and other fruits, and laurel leaves. Scheele's acid is a 4 per cent. solution of absolute hydrocyanic acid.

a. hydrocyan'icum dilu'tum (U.S. and Br.), dilute hydrocyanic acid, a 2 per cent. solution of absolute hydrocyanic acid; employed in gastralgia and as a sedative in doses of \mathbb{M} 1–5 (0.06–0.3).

a. hydrofluor'icum, obtained by the action of sulphuric acid on fluor spar; has been used in doses of \mathbb{M} 5–30 (0.3–1.2) of the dilute acid (0.2 per cent.), in the treatment of goiter.

a. hypophosphor'um (U.S.), hypophosphorous acid; a 30 per cent. aqueous solution of absolute hypophosphorous acid, HPH_2O_3 ; employed in pharmacy.

a. hypophosphor'um dilu'tum (U.S.), dilute hypophosphorous acid, contains 10 per cent. of the absolute acid; employed rarely in nervous disorders in place of the hypophosphites in doses of \mathbb{M} 5–10 (0.3–0.6).

a. iod'icum, a white crystalline soluble powder, antiseptic and deodorant; used in osena, as a lotion in ulcers and in operable cancer, and internally as an alternative and intestinal antiseptic in dose of gr. 1–2 (0.06–0.12) well diluted.

a. lac'ticum (U.S. and Br.), lactic acid, a syrupy, acid, odorless, and colorless liquid obtained by the action of the lactic acid bacillus on milk or milk-sugar; employed in concentrated form as an application to morbid growths, and internally in doses of \mathbb{M} 5–20 (0.3–1.2) well diluted to prevent gastrointestinal fermentation. A culture of the bacillus or milk containing it is usually given in place of the pure acid.

a. metaphosphor'icum dilu'tum (N.F.), diluted metaphosphoric acid, diluted glacial phosphoric acid; a 10 per cent. aqueous solution of glacial phosphoric acid, employed as a substitute for the official diluted phosphoric acid in certain mixtures.

a. monochloras'eticum, occurs in deliquescent white crystals; employed as a caustic for corns and warts.

a. nitricum (U.S. and Br.), nitric acid, HNO_3 , contains 68 (Br. 70) per cent. by weight of the concentrated acid; employed as a caustic for warts.

a. nitricum dilu'tum (U.S. and Br.), contains 10 (Br. 17.4) per cent. concentrated nitric acid; hepatic stimulant and tonic in doses of \mathbb{M} 5–20 (0.3–1.2).

a. nitricum fumans, fuming nitric acid, contains about 91 per cent. concentrated nitric acid, employed as a caustic.

a. nitrohydrochlor'icum (U.S.), nitrohydrochloric or nitromuriatic acid, aqua regia, contains nitric acid 18, hydrochloric acid 82 volumes; a fuming corrosive, yellowish liquid, used as a caustic.

a. nitrohydrochlor'icum dilu'tum (U.S. and Br.), dilute nitrohydrochloric or nitromuriatic acid; used as a tonic and hepatic stimulant in doses of \mathbb{M} 5–20 (0.3–1.2).

a. ole'icum (U.S.), oleic acid, an organic acid prepared from fats, occurs as a yellowish liquid; used to form oleates.

a. osmicum, osmic acid, hyperosmic acid, osmium tetroxide; employed in solution for hardening tissues preparatory to mounting, and by hypodermic injection of 1 or 2 per cent. solution in neuralgia.

a. oxal'icum, oxalic acid, a poisonous acid in crystals resembling magnesium sulphate, employed in the removal of ink and other stains.

a. phosphor'icum (U.S.), a liquid containing 85 per cent. absolute orthophosphoric acid.

a. phosphor'icum concentra'tum (Br.), contains 66.3 per cent. of the absolute acid.

a. phosphor'icum dilu'tum (U.S. and Br.), contains 10 (Br. 13.8) per cent. absolute acid; tonic and stimulant digestive in doses of \mathbb{M} 15–30 (1.0–2.0) diluted.

a. salicyl'icum (U.S. and Br.), salicylic acid, ortho-oxybenzoic acid; white, colorless, odorless crystals, derived from oil of wintergreen or made synthetically from phenol; employed in rheumatism and gastrointestinal fermentation in doses of gr. 5–15 (0.3–1.0).

a. stear'icum (U.S.), stearic acid, a monobasic acid made from fats, occurs as a hard white solid; used in pharmaceutical preparations.

a. sulphocarbol'icum, phenol-sulphonic acid, sosolic acid; prepared by the action of strong sulphuric acid on phenol; antiseptic and disinfectant; *aseptol* is a 33 per cent. solution of this acid.

a. sulphur'icum (U.S. and Br.), sulphuric acid, oil of vitriol, H_2SO_4 , colorless and nearly odorless, heavy, oily, corrosive liquid containing 92.5 (Br. 98) per cent. of absolute acid; employed occasionally as a caustic.

a. sulphur'icum aromati'cum (U.S. and Br.), aromatic sulphuric acid, elixir of vitriol, contains sulphuric acid 11, tincture of ginger 5, oil of cinnamon 0.01, in alcohol 84; the Br. preparation contains about 6 per cent. acid; employed as a tonic and astringent and in the night sweats of phthisis in doses of \mathbb{M} 5–15 (0.3–1.0).

a. sulphur'icum dilu'tum (U.S. and Br.), dilute sulphuric acid; employed as a tonic and intestinal astringent in doses of \mathbb{M} 5–15 (0.3–1.0).

a. sulphuro'sum (U.S. and Br.), sulphurous acid, H_2SO_3 , a 6 (Br. 5) per cent. solution of absolute acid; used chiefly as a disinfectant and bleaching agent, and occasionally as a spray in tonsillitis; internal dose, \mathbb{M} 30 (2.0).

a. tan'nicum (U.S. and Br.), tannic acid, tannin, a light greenish yellow, very soluble powder, extracted by ether from galls; styptic and astringent, employed in diarrhea in doses of gr. 1–5 (0.06–0.3).

a. tartar'icum (U.S.), tartaric acid, made from crude tartar or argol, occurring as a soluble white powder or crystals; laxative and refrigerant, employed in the manufacture of Seidlitz powders and various effervescent tablets and granules; dose gr. 5-15 (0.3-1.0).

a. tartar'icum sacchara'tum (N.F.), saccharated tartaric acid; tartaric acid 67.5, sugar 32.5; used with saccharated sodium bicarbonate in the preparation of effervescent saline mixtures.

a. trichlorace'ticum (U.S.), trichloroacetic acid, $\text{C}_2\text{HCl}_3\text{O}_2$, occurring in the form of deliquescent crystals prepared by the action of fuming nitric acid on chloral hydrate; it is acetic acid in which three of the four hydrogen atoms are replaced by chlorine; employed as an escharotic for venereal and other warts.

acidu'ric [L. *acidum*, acid, + *durare*, to endure.] Kendall's term to note the acidophil bacteria, which grow in acid media, but grow better in slightly alkaline media.

acidyl (as'id-il) [L. *acidum*, acid, + *hyle*, stuff.] A general term for the acid radicals.

acinesia (as-in-e's-ah) [G. *a-* priv. + *kinēsis*, movement.] Alinesia.

acine'sic. Acinetic.

acinet'ic. Akinetic, without the power of voluntary motion.

acin'ic. Acinous.

acini'form (as-in'i'-form) [L. *acinus*, grape, + *forma*, shape.] Acinous.

acinoso (as'in-ozē). Acinous.

acinous (as'in-us) [L. *acinus*, grape.] Resembling a bunch of grapes; noting certain glands (*alveolar glands*), the excretory ducts of which start from little sacs (*acini*) arranged in clusters like grapes.

acinus, gen. and pl. *acini* (as'in-us) [L. berry, grape.] Alveolus. 1. One of the minute sac-like beginnings of the excretory ducts of an acinous or alveolar gland, an aggregation of which constitutes a lobule. 2. An air-cell of the lung. 3. A lobule of the liver.

aclas'tic [G. *a-* priv. + *klastos*, broken in pieces.] Non-refractive, not refracting the rays of light.

acleistocardia (ā-kliš-to-kar'di-ah) [G. *a-* priv. + *kleistos*, closed, + *kardia*, heart.] Patency of the foramen ovale of the heart.

ac'me [G. *akmē*, the highest point.] 1. The period of greatest intensity of a fever or of any symptom. 2. Acne.

ac'ne [probably a corruption (or copyist's error) of G. *akmē*, point or efflorescence.] A papular eruption due to inflammation, with accumulation of secretion, of the sebaceous glands. **a. agmina'ta**, acnitis, an eruption of small, dusky, reddish papules on the face, becoming pustular, and followed by slight scarring. **a. al'bida** [L. whitish], milium. **a. artifi'cialis**, a. produced by external irritants, such as tar, or drugs internally administered, such as iodine. **a. atroph'ica**, a. vulgaris in which the lesions leave a slight amount of scarring; a. varioliformis. **a. cachec'tico'rum**, simple a. occurring in the subjects of anemia or of some debilitating constitutional disease. **a. dissemina'ta**, a. vulgaris. **a. erythema'tosa**, a. rosacea. **a. exul'cerans serpigino'sa** **na'li**, a. peripherally progressing eruption of minute papular granulomata, followed by scarring, on the nose. **a. fronta'lis**, a. of the forehead. **a. hypertroph'ica**, a. vulgaris in which the lesions, on healing, leave conspicuous scars. **a. indura'ta**, deeply seated a. with hard tubercular lesions — **mar'ving** from simple papules to tumors the size of —

a. ke'loid, sycosis nuchæ necrotisans. **a.** an eruption of papules consisting of — **gs** projecting from the hair follicles, — **ed** by inflammation. **a. lupol'des**, a.

varioliformis. **a. mentag'ra**, sycosis vulgaris. **a. necrot'ica**, a. varioliformis. **a. papulo'sa**, a. vulgaris in which the papular lesions predominate. **a. pustulo'sa**, a. vulgaris in which the pustular lesions predominate. **a. ro'dens**, a. varioliformis. **a. rosa'cea**, a. erythematosa, rosacea, a. of the cheeks and nose associated with congestion and the formation of telangiectases. **a. scorbu'tica**, a papular eruption accompanied by cutaneous hemorrhages. **a. scrofuloso'rum**, a form of a. cachectico'rum, occurring in scrofulous children, seated chiefly in the lower extremities. **a. sim'plex**, simple a., a. vulgaris. **a. urtica'ta**, an eruption of acne-like lesions, beginning as small urticarial wheals and followed by slight scarring. **a. variolifor'mis**, a. pustulosa followed by scarring, occurring chiefly on the forehead and temples at the border of the scalp. **a. vulga'ris**, a. simplex, a. disseminata, simple uncomplicated a., an eruption of papules and pustules on an inflammatory base, due to an inflammation originating in the sebaceous follicles.

ac'neform, **acne'iform** [*acne* + L. *forma*, shape.] Resembling acne.

acnitis (ak-ni' (ne')tis). Acne agminata.

acocan'thera. Toxicophlœa, Hottentot's poison bush; a South African arrow poison containing ouabain, juice from the leaves and stems of *Acocanthera venenata*.

accolius (ā-se'll-us) [G. *a-* priv. + *kolia*, abdomen.] A monster without abdomen.

acogno'sy (ā-kog'-no-si) [G. *akos*, remedy, + *gnōsis*, knowledge.] A knowledge of remedies.

acoin (ak'o-in). A white crystalline powder, dipara-anisylmonophenetyl-guanidin hydrochloride, employed for infiltration anesthesia (1-1000 solution), and also as a local anesthetic in eye surgery, in 1 per cent. solution.

acol'ogy [G. *akos*, remedy, + *-logia*.] Materia medica.

ac'o'mia [G. *a-* priv. + *komē*, hair of the head.] Alopecia, baldness.

ac'onine. An amorphous, bitter, non-poisonous alkaloid, derived from aconitine.

ac'onite. The root of *Aconitum napellus*; see *aconitum*.

aconiti'na (U.S. and Br.). Aconitine, acetylbenzoylaconine, the active principle (alkaloid) of aconitum, occurring in white crystals; exceedingly poisonous; employed as a cardiac sedative in dose of gr. $\frac{1}{100}$ (0.00015). The unguentum is official in the B.P.

Aconi'tum [L. wolfsbane.] A genus of herbaceous plants of the natural order *Ranunculaceæ*, the root of one species of which, *A. napellus*, is the drug aconite. The alkaloid aconitine is usually obtained from the root of another species, *A. ferox*.

aconi'tum, gen. *aconiti* [G. *akoniston*, monkshood.] (U.S.) Aconiti radix (Br.), the root of *Aconitum napellus*, monkshood or wolfsbane; antipyretic, diuretic, diaphoretic, and anodyne, a cardiac and respiratory depressant; externally analgesic; dose of the crude drug, gr. 1 (0.06). The fluid-extract, liniment, and tincture are official in the U.S.P., or B.P., or both.

aconure'sis [G. *akōn*, involuntary, + *ourēsis*, micturition.] Enuresis, involuntary urination.

acopyrine (ak-o-pi'ren) Acetopyrine, antipyrene* acetysalicylate.

a'cor [L. a sour taste.] Gastric acidity, pyrosis.

acorea (ā-ko-re'ah) [G. *a-* priv. + *korē*, pupil.] Congenital absence of the pupil of the eye.

acoria (ă-kô'rl-ah) [G. excessive appetite, from *a-* priv. + *korê*, satiety.] 1. Absence of the feeling of satiety after eating, from which may arise: 2. Gluttony. To be distinguished from *bulimia* in which actual hunger persists.

acormus [a- priv. + *kormos*, trunk.] A form of *acardiacus* in which the entire trunk is lacking.

acoul'ion [G. *akouô*, I hear, + *lalia*, talking.] An instrument for enabling the very deaf to hear; it is constructed on the principle of the telephone with a sound-magnifying attachment.

acoumeter (ă-kooz'me-ter) [G. *akouô*, I hear, + *metron*, measure.] An instrument for measuring the acuity of hearing, consisting of a movable and a fixed steel rod, the striking of one of which upon the other gives a sharp click.

acoumetry (ă-kooz'mê-trî) Measurement of the hearing faculty.

acophone (ă'koo-fôn) [G. *akouô*, I hear, + *phônê*, sound.] An electrical appliance, on the principle of the telephone, for enabling the deaf to hear; spelled also *akouphone*.

acousma (ă-kooz'mah) [G. *akousma*, a rumor.] An auditory hallucination.

acousmatagnosia (ă-kooz-mă-tag-no'si-ah) [G. *akousma*(*akousma*-), a thing heard, + *agnôsia*, ignorance.] Mind-deafness; inability to grasp the meaning of what is heard.

acousmatamnesia (ă-kooz-mă-tam-nê'si-ah) [G. *akousma*, something heard, + *amnêsia*, forgetfulness.] A loss of memory for sounds

acoustic (ă-kooz'tik) [G. *akoustikos*.] Relating to hearing or the perception of sound.

acousticon (ă-kooz'ti-kon) [G. *akoustikos*, relating to hearing.] An electrical appliance, on the principle of the telephone, for enabling the deaf to hear better.

acoustics (ă-kooz'tiks) [G. *akoustikos*, relating to hearing.] The science which treats of sounds and of their perception.

acquired (ă-kwîrd') [L. *acquirere*, to obtain.] Noting a disease, predisposition, habit, etc., which is not congenital but has taken possession of one at some period after birth.

acraconitine (ăk'ră-kon'tî-tên) [L. *acer* (*acr-*), violent; + E. *aconitine*.] Pseudaconitine, an alkaloid from *Aconitum ferox*, said to be twice the strength of aconitine.

acrania (ă-kra'nî-ah) [G. *a-* priv. + *kranion*, skull.] Congenital absence of most or all of the bones of the cranium.

acranial [G. *a-* priv. + *kranion*, skull.] Having no cranium; relating to an acranium.

acranîus [G. *a-* priv. + *kranion*, skull.] A monster having no cranium, or with only the bones forming the base of the skull.

acrasia (ă-kra'sî-ah) [G.] Incontinence, intemperance.

acratia (ă-kra'shyah) [G. *akratia*, incontinence.] 1. Incontinence. 2. Loss of strength, weakness. 3. Lack of control.

acratresia (ăk-ră-tu-rê'sis) [G. *akratês*, powerless, incontinent, + *ourêsis*, urination.] 1. Incontinence of urine. 2. Feeble urination due to vesical atony.

Acrel's gang'lion [Olof *Acrel*, Swedish surgeon, 1717-1807.] Ganglion on the extensor tendons of the wrist.

acribometer [G. *akribês*, exact, + *metron*, measure.] An instrument for measuring very minute objects.

acrid [L. *acer*(*acr-*), pungent.] Sharp, pungent, biting, irritating. **a. poison**, a poison which causes a destructive local irritation as well as systemic effects.

acridine (ă'kri-dên). An alkaloid derived from gas-tar; occurs in colorless crystals of an acid odor and taste.

acrimonia [L. *pungency*.] A sharp, pungent, disease-provoking humor; a term of the ancient humoral pathologists.

acrimony [L. *acrimonia*, pungency.] The quality of being intensely irritant, biting, or pungent.

acrinyl sulphocyanide. White mustard oil, formed by the action of myrosin on synalbin, parahydroxybenzyl-isothiocyanate, C₇H₇ONCS; a yellow, pungent, vesicating liquid.

acrisia (ă-kris'tî-ah) [G. *a-* priv. + *krisis*, judgment.] A condition in which diagnosis and especially prognosis are uncertain.

acritical [G. *a-* priv. + *kritikos*, critical.] 1. Not critical; marked by no crisis, noting the diseases terminating by lysis. 2. Indeterminate, especially as regards prognosis.

acritochromacy (ă-kri-to-kro'ma-sî) [G. *akritos*, not distinguishing, + *chrôma*, color.] Color-blindness.

acroaesthesia (ăk'ro-es-the'zî-ah). Acroesthesia.

acroanesthesia, **acroanæsthesia** (ăk'ro-an-es-the'zî-ah) [G. *akros*, extreme, + *an-* priv. + *aisthêsis*, sensation.] 1. Complete anesthesia, total absence of sensation. 2. [G. *akron*, end, extremity.] Anesthesia of one or more of the extremities.

acroarthritis (ăk'ro-ar-thrî'(thre'tis) [G. *akron*, end, extremity, + *arthron*, joint, + *-itis*.] Inflammation of the joints of the hands or feet.

acroasphyxia (ăk'ro-as-fiks'tî-ah) [G. *akron*, extremity, + *asphyxia*, stoppage of the pulse.] Raynaud's* disease.

ac'roblast [G. *akros*, topmost, + *blastos*, germ.] One of the embryonic cells forming the outer layer of the mesoblast.

acrobystolith (ăk-ro-bis'tî-o-lith) [G. *akrobystia*, prepuce, + *lithos*, stone.] A preputial calculus.

akrobystitis (ăk-ro-bis-tî'(te'tis) [G. *akrobystia*, prepuce.] Inflammation of the prepuce, posthitis.

acrocarpous (ăk-ro-kar'pus) [G. *akros*, at the top, + *karpos*, fruit.] In botany noting a moss in which the archegonium is developed on the summit of the primary stem.

acrocephalia. Acrocephaly.

acrocephalic [G. *akron*, tip, + *kephalê*, head.] Having a high or peaked head. Noting a skull with a vertical index above 77. Similar to hypsicephalic (*q.v.*).

acrocephalous. Acrocephalic.

acroceph'aly [G. *akron*, tip, + *kephalê*, head.] Malformation of the head, consisting in a high or pointed cranial vault, due to premature closure of the sagittal, coronal, and lambdoid sutures.

acrochordon (ăk-ro-kor'don) [G. *akron*, extremity, + *chordê*, cord.] A small pedunculated growth, as in molluscum pendulum.

acrocinæsia (ăk-ro-sin-e'sî-ah) [G. *akros*, extreme, + *kinêsis*, movement.] Excessive movement.

acrocinet'ic. Being extremely motile.

acrocyanosis (ăk-ro-si-an-o'sis) [G. *akron*, extremity, + *kyanôsis*, dark blue color.] Cyanosis of the finger-tips, resembling that of Raynaud's* disease, but differing from it in the absence of a prodromic local asphyxia, in its permanence, and in the absence or slight degree of accompanying pain.

acrodermatitis (ăk-ro-dur-mah-tî'(te'tis) [G. *akron*, extremity, + *derma*, skin, + *-itis*.] Inflammation of the skin of the arms or legs. **a. per'stans**, a persistently recurring form of dermatitis repens.

acrodynia (ăk-ro-din'tî-ah) [G. *akron*, extremity, +

odynē, pain.] 1. An epidemic which prevailed in Paris in 1828, marked by pain in the extremities, especially the legs and feet, accompanied by contractures, an eruption of patches of erythema, and sometimes digestive disturbances; supposed to have been pellagra, ergotism, or dengue. 2. Multiple neuritis of the fingers or toes.

acroesthesia (ak-ro-es-the'zi-ah) [G. *akros*, extreme, + *aisthēsis*, sensation.] 1. Extreme degree of hyperesthesia. 2. [G. *akron*, extremity.] Hyperesthesia of one or more of the extremities.

acrogenous (ā-kroj'en-us) [G. *akros*, at the summit, + *gennao*, I produce.] In botany, increasing by apical growth.

acrolein (ā-kro'le-in) [L. *acer* (*acr-*), acrid, + *oleum*, oil.] Allyl aldehyde, a light volatile oily liquid, giving off irritant vapor, derived from glycerin by heating alone or heating with acid potassium sulphate or phosphoric anhydride.

acromania [G. *akros*, extreme, + *mania*, frenzy.] Excessively violent mania.

acromastitis (ā'kro-mas-ti'(te')tis) [G. *akron*, tip, + *mastos*, breast, + *-itis*.] Thelitis, inflammation of the nipple.

acromegalia, **acromegaly** [G. *akron*, extremity, + *megas* (*megal-*), large.] Marie's disease, a trophic disorder marked by progressive enlargement of the head and face, hands and feet, and thorax, probably due to altered function of the hypophysis cerebri.

acromelalgia (ak-ro-mel-al'ji-ah) [G. *akros*, terminal, + *melos*, limb, + *algos*, pain.] A vasomotor neurosis marked by redness, pain, and swelling of the fingers and toes, headache, and vomiting; probably the same as erythromelalgia.

acrometagenesis (ak-ro-met-ah-jen'e-sis) [G. *akron*, extremity, + *meta*, beyond, + *genesis*, origin.] Abnormal development of the extremities resulting in deformity.

acro'mial. Relating to the acromion. **a. angle**, the angle at the lower edge of the spine of the scapula where it ascends to become the acromion.

a. process, acromion.

acromicria (ak-ro-mik'ri-ah) [G. *akron*, extremity, + *mikros*, small.] Congenital shortness or general smallness of one or more extremities.

acro'mioclavic'ular. Relating to the acromion and the clavicle, noting the articulation between the clavicle and the scapula, and its ligaments.

acro'miocor'acoid. Relating to the acromion and the coracoid process, same as *coracoacromial*.

acro'miohu'meral. Relating to the acromion and the humerus.

acro'mion [G. *akron*, tip, + *ōmos*, shoulder.] Acromial process, the outer end of the spine of the scapula which projects as a broad flattened process overhanging the glenoid fossa; it articulates with the clavicle and gives attachment to the deltoid and some fibers of the trapezius.

acromiothoracic (ā-kro'me-o-tho-ras'ik). Relating to the acromion and the thorax, noting a branch of the axillary artery.

acrom'phalus [G. *akron*, top, + *omphalos*, umbilicus.] Abnormal projection of the umbilicus.

acronarcot'ic [L. *acer* (*acr-*), pungent, acrid.] 1. Both irritant in local effect and narcotic in action upon the nerve centers. 2. A narcotic poison which is locally irritant.

acronurosis (ak-ro-nu-ro'sis) [G. *akron*, extremity.] "neurosis, usually vasomotor in nature, manifesting itself in the extremities.

akro'sis [G. *akron*, extremity.] Paralysis of the muscles of one or more of the

acroparesthesia, **acroparæsthesia** (ak'ro-par-es-the'zi-ah) [G. *akron*, extremity.] 1. Paresthesia (numbness, tingling, and other abnormal sensations) of one or more of the extremities. 2. [G. *akros*, extreme.] An extreme degree of paresthesia.

acropathology [G. *akron*, extremity.] Pathology of the extremities; a study of the morbid changes in orthopedic affections.

acrop'etal [G. *akron*, the top, + L. *petere*, to seek.] In a direction toward the summit; basifugal.

acrophobia [G. *akron*, top, + *phobos*, fear.] A morbid dread of elevated places.

acroposthitis (ak'ro-pos-thi'(te')tis) [G. *akro-posthia*, prepuce, + *-itis*.] Inflammation of the prepuce.

acroscleroderma (ak'ro-skle'ro-dur'mah) G. *akron*, extremity, + *sklēros*, hard, + *derma*, skin.] Induration of the skin of the fingers or toes, sclerodactylia.

acrosome (ak'ro-sōm) [G. *akron*, tip, + *sōma*, body.] The anterior extremity of the head of the spermatozoon, or the body from which this is developed.

acrophacelus (ak'ro-sfas'e-lus) [G. *akron*, extremity, + *sphakelos*, gangrene.] Raynaud's* disease.

acroter'ic [G. *akrotērion*, the topmost point.] Relating to the extreme periphery, such as the tips of fingers and toes, the end of the nose, etc.

acrotic (ā-krot'ik) 1. [G. *akrotis*, height.] Relating to the surface of the body, especially the cutaneous glands. 2. [G. *a-* priv. + *krotos*, a striking.] Marked by great weakness or absence of the pulse.

acrotism [G. *a-* priv. + *krotos*, a striking.] Absence or imperceptibility of the pulse.

acrotrophoneurosis (ak'ro-trof'o-nu-ro'sis) [G. *akron*, extremity.] A trophoneurosis of one or more of the extremities.

acryl'ic acid. A volatile acid occurring in *Sarracenia purpurea* or the American pitcher-plant.

Actæ'a. A genus of plants, baneberry, of the order *Ranunculaceæ*, having for the most part properties similar to those of *cimicifuga*. **A. al'ba**, white cohosh. **A. argu'ta**, red cohosh of western America. **A. racemo'sa**, *Cimicifuga racemosa*. **A. ru'bra**, red cohosh of eastern America. **A. spica'ta**, herb Christopher, European baneberry.

actin'ic [G. *aktis* (*aktin-*), a ray.] Relating to the chemically active rays of the spectrum.

act'inism. The chemical action of rays from a luminous source, residing chiefly though not exclusively in and beyond the violet end of the visible spectrum.

actinium [G. *aktis*, a ray.] An element, symbol Ac, discovered by Debierne in pitchblende; its disintegration product (radioactinium) is radioactive, but actinium itself appears to be rayless. The four known actinium emanations are called respectively actinium A, B, C, and D. **a. X**, the disintegration product of radioactinium.

actinochemistry (ak'tin-o-kem'is-tri). Chemical processes promoted by the action of rays from a luminous source.

ac'tinoclado'thrix [G. *aktis* (*aktin-*), ray, + *klados*, branch, + *thrix*, hair.] *Actinomyces bovis*.

actinocutitis (ak'tin-o-ku-ti'(te')tis) [G. *aktis* (*aktin-*), ray, + L. *cutis*, skin, + G. *-itis*.] Actinodermatitis.

actinodermatitis (ak'tin-o-der-ma-ti'(te')tis) [G. *aktis* (*aktin-*), ray, + *derma*, skin, + *-itis*.] Inflammation of the skin produced by radiation, as of light, radium, or x-rays.

actin'ogram [G. *aktis*(*aktin*-), ray, + *gramma*, a drawing, picture.] Skiagram; the record made on a photographic plate by the x-rays or rays proceeding from radium or other radioactive bodies.

actin'ograph [G. *aktis*(*aktin*-), ray, + *graphō*, I write.] 1. Skiagraph, an apparatus for making actinograms. 2. An apparatus for determining the proper exposure of a photographic plate according to the degree of light.

actinograph'ic. Relating to actinography.

actinog'raphy. Skiagraphy; the making of actinograms.

act'inolite. An apparatus used in the application of the actinic rays in dermatology.

actinol'ogy [G. *aktis*(*aktin*-), ray, + *-logia*.] Radiology; the science which treats of radiant energy, of the chemical and other actions of rays proceeding from luminous bodies, of those from radium and other radioactive substances, and of x-rays, and of the sources of these rays.

actinom'eter [G. *aktis*(*aktin*-), ray, + *metron*, measure.] An instrument for determining the intensity and penetrating power of Roentgen and other rays.

actinomycellal (ak'ti-no-mi-se'll-al). Relating to the mycelium of the ray-fungus, or actinomycetes.

Actinomy'ces [G. *aktis*(*aktin*-), ray, + *mykēs*, fungus.] Ray-fungus, so called because it occurs in the form of an aggregation of radiating club-shaped rods; it constitutes a group, genus, or species of the as yet little studied and imperfectly classified higher bacteria. **A. bo'vis**, the specific cause of actinomycosis, or lumpy-jaw, in cattle. **A. farcin'ica**, *Nocardia farcinica*, the specific organism of a cattle disease of Guadeloupe, called farcin de bœuf. **A. madu'ræ**, *Streptothrix madura*, the supposed specific cause of mycetoma,* or Madura foot. A pale variety and a melanoid variety are described, the discharge in one form resembling fish-roe, that in the other, gunpowder.

actinomyce'tic. Relating to actinomycetes or the ray-fungus.

actinomyco'sis [G. *aktis*(*aktin*-), ray, + *mykēs*, fungus.] A disease of cattle and swine, sometimes communicated to man, caused by the ray-fungus, *Actinomyces*. It affects the jaw most commonly, but the fungus may invade the brain, lungs, or gastroenteric tract. It is characterized by the formation of granulomata of sluggish growth, which eventually break down and discharge a viscid pus containing minute yellowish granules; the constitutional symptoms are of a septic character.

actinomyco'tic. Relating to actinomycosis, or lumpy-jaw in cattle.

actinomy'cotin. A preparation from actinomycetes cultures, analogous to tuberculin, employed therapeutically in actinomycosis.

Actinomyxid'ia [G. *aktis*(*aktin*-), a ray, + *myxa*, mucus.] An order of *Neosporidia*, having a double cellular envelope, three polar capsules, and eight spores.

actinomy'e'tis (ak'ti-no-nu-ri'(re')tis) [G. *aktis*(*aktin*-), ray, + *neuron*, nerve, + *-itis*.] Neuritis caused by prolonged and repeated exposure to the x-rays or radium.

actinophore (ak'tin-o-for) [G. *aktis*(*aktin*-), ray, + *phoros*, bearer.] Pterygophore.

Actinop'oda [G. *aktis*, ray, + *pous*(*pod*-), foot.] A class of *Sarcode* having slender pseudopodia with a central axial filament.

actinoprax'is [G. *aktis*(*aktin*-), ray, + *praxis*, a

doing.] The employment of light rays, x-rays, or radium in diagnosis or treatment.

actinos'copy [G. *aktis*(*aktin*-), ray, + *skopeō*, I examine.] Examination of the tissues and deep structures of the body by means of the x-rays; actinostereoscopy, skiascopy, fluoroscopy, radioscopy, roentgenoscopy.

actinostereos'copy [G. *aktis*(*aktin*-), ray, + *stereos*, solid, + *skopeō*, I examine.] Actinoscopy.

ac'tinotherapeu'tic. Relating to actinotherapeutics.

ac'tinotherapeu'tics [G. *aktis*(*aktin*-), ray, + *therapeuō*, I cure.] Actinotherapy.

ac'tinother'apy [G. *aktis*(*aktin*-), ray, + *therapeia*, a healing.] Radiotherapy, actinotherapeutics; the treatment of disease by radiant energy, rays from the sun or electric light, those from radium or other radioactive body, or the x-rays.

action (ak'shun) [L. *actio*, from *agere*, to do.] 1. The performance of any of the vital functions, the manner of such performance, or the result of the same. 2. The exertion of any force or power, physical, chemical, or mental. **chem'ical a.**, see *reaction*. **re'flex a.**, see *reflex*.

activate (ak'ti-vät). To render active.

activator (ak'ti-va-tor). 1. A substance, the presence of which renders another substance, such as an enzyme, active. 2. Cohnheim's term for the internal secretion of the pancreas.

ac'tive. Efficient, producing effect, especially a prompt effect; not passive; bustling, busy.

ac'tol, **ak'tol**. A trade name for silver lactate, a white powder soluble in 15 parts of water and containing about 50 per cent. of metallic silver; employed in solutions of 1-1000 to 1-200 as an irrigating fluid and as an application to fistulas, ulcers, etc.; its chemical formula is $C_6H_5O_2Ag + H_2O$.

actual (ak'chu-al) [L. *actus*, performance.] Real, existent, active, not potential. **a. cau'tery**, a cautery, such as the hot iron, which acts through virtue of its heat and not chemically.

acufloppressure (ak-u-f'lo-presh-ür) [L. *acus*, needle, + *filum*, thread, + *pressura*, pressure.] Acupressure fortified by a ligature passed under the needle, increasing the compression of the artery.

acu'ity [L. *acuerre*, to sharpen.] Sharpness, clearness, distinctness.

acu'minate [L. *acuminatus*, sharpened.] Pointed, tapering to a point, conical.

acupressure (ak'u-presh-ür) [L. *acus*, needle, + *pressura*, pressure.] A procedure for occluding a wounded artery; a needle is passed in and out of the tissues on either side of the artery, so that its free central portion presses the vessel against the underlying tissues, thereby occluding it.

acupuncture (ak'u-punk-chür) [L. *acus*, needle, + *punctura*, puncture.] Puncture made with long fine needles for diagnostic or therapeutic purposes; stylotaxis.

a'cus [L. needle.] A needle.

acute (ä-küt') [L. *acutus*, sharp.] 1. Sharp. 2. Clever. 3. Of short and sharp course, not chronic; said of a disease.

acutenaculum (ak'u-ten-ak'u-lum) [L. *acus*, needle, + *tenaculum*, holder.] Needle-holder.

acutorsion (ak-u-tor'shun) [L. *acus*, needle, + *torsio*, twisting.] Arrest of hemorrhage from a wounded artery by the passage of a needle through the vessel near the open end, including some of the tissues, and then making a half or a complete turn with the needle, twisting the tissues and the artery, occluding the latter.

acyanoblepsia, **acyanoblepsy** (ä-si'an-o-blep'st-ah, ä-si'an-o-blep'st) [G. *a-* priv. + *kyanos*, some-

thing blue, + *blepsia*, sight.] Blue-blindness, inability to distinguish the color blue.

acy'anopia [G. *a-* priv. + *kyanos*, something blue, + *opsis*, sight.] Blue-blindness, acyanoblepsia.

acyclic (â-sî'klik). Not cyclic, noting especially an a. compound, open-chain* compound.

acyesis (â-si-e'sis) [G. *a-* priv. + *kyesis*, pregnancy. 1. The non-pregnant condition. 2. Sterility in the woman.

acys'tia [G. *a-* priv. + *kystis*, bladder.] Congenital absence of the urinary bladder.

acystineuria (â-sis-tin-u'rî-ah) [G. *a-* priv. + *kystis*, bladder, + *neuron*, nerve.] Absence of nervous control of the bladder.

Acystospo'rea [G. *a-* priv. + *kystis*, bladder, + *sporos*, seed.] A suborder of *Hemosporidia* in which schizogony occurs in the blood-cells of the vertebrate host, the sexual cycle being completed in the body cavity or digestive tract of a blood-sucking insect or arachnid.

Acys'tosporidia [G. *a-* priv. + *kystis*, bladder, + *sporos*, seed.] A group of intracellular protozoan parasites found chiefly in the red blood-cells; the group includes the malarial organisms and other similar parasites which have a sporogenous life cycle in the body of an invertebrate host.

ad. A Latin preposition denoting to; it is used in prescription writing to indicate that a sufficient quantity of the ingredient is to be taken to make the entire mixture equal the amount stated.

ad- [L. *ad*, to.] A prefix denoting increase, adherence, or motion toward, and sometimes with an intensive meaning.

-ad [L. *ad*, to.] A suffix in anatomical nomenclature having the significance of the English -ward; denoting toward or in the direction of the part noted by the main portion of the word.

adactylia, **adactyliam** (â-dak-tîl'i-ah, â-dak'til-izm) [G. *a-* priv. + *daktylos*, digit.] Absence of fingers or toes.

adactylous. Without fingers or toes.

adactylus [G. *a-* priv. + *daktylos*, finger.] A monster without fingers or toes.

adactyly [G. *a-* priv. + *daktylos*, digit.] Adactylia, congenital absence of fingers or toes.

ad'alin. Trade name of bromdiethylacetylcarbamide, a fine white powder of slightly bitter taste, employed as a sedative and hypnotic in doses of gr. 8-15 (0.5-1.0).

adamantine (ad-â-man'tin) [G. *adamantinos*, very hard.] Exceedingly hard; specifically relating to the enamel of the teeth.

ad'amantino'ma. A tumor of the lower (sometimes upper) jaw developing from the remains of the enamel organs.

adaman'toblast [G. *adamas* (adamant-), adamant, diamond, + *blastos*, germ, sprout.] Ameloblast; one of a layer of cells lining the cup of the enamel organ, from which the enamel of the tooth is formed.

adamanto'ma. Adamantinoma.

Adamkiewicz's albu'min reac'tion (ah-dahm'kyavits) [Albert Adamkiewicz, Viennese pathologist. *1800.] Albuminous solutions are stained violet mixture of concentrated sulphuric acid, 1. al acetic acid, 2; and, when diluted, absorption band between green and spectrum. A's dem'illunes, crescentic fibers beneath the neurilemma of medullary fibers.

ple. Prominentia laryngea.

Adams County Mineral Springs, Ohio. Saline-calcio-chalybeate waters. Two springs. Gastric, hepatic, and intestinal disorders.

Ad'ams's opera'tion [William Adams, English surgeon, *1820.] 1. Subcutaneous palmar aponeurotomy for Dupuytren's disease. A's saw, a small, short saw with long handle, used in osteotomy.



ADAMS'S SAW.

Ad'ams's opera'tion [Sir William Adams, English surgeon, 1760-1829.] Excision of a wedge from the margin of the eyelid in order to shorten it in cases of ectropion.

Adams Springs, California. Alkaline-calcio-carbonated waters; cool. Used by drinking and bathing in rheumatism, chronic Bright's disease, portal congestion, chronic dyspepsia, chronic uterine inflammation.

Ad'ams-Stokes disease'. See Stokes-Adams disease.

Adan'sonia [Michel Adanson, French naturalist, 1727-1806.] A genus of trees of the natural order *Malvaceae*. A. *digitata*, calabash-tree, baobab, a tree of Senegal the leaves of which have been used as a febrifuge.

adapta'tion [L. *adaptare*, to adjust.] 1. The acquiring of modifications fitting a plant or animal to life in a new environment or under new conditions. 2. An advantageous change in function or constitution of an organ or tissue to meet new conditions.

adap'ter. A device whereby one part of an apparatus is fitted or joined to another part.

ad'de [L.] Add; a word used in prescription writing.

addiction (â-dik'shun) [L. *addicere*, to consent.] Habituation to some practice; specifically the enslavement to a drug-habit.

ad'diment [L. *addikamentum*, an increase.] Complement.

Ad'dison's ane'mia [Thomas Addison, English physician, 1793-1860.] Idiopathic pernicious anemia. A's disease*, a disease marked by "anemia, general languor and debility, remarkable feebleness of the heart's action, irritability of the stomach, and a peculiar change in the color of the skin, occurring in connection with a diseased condition of the suprarenal capsules." A's ke'lis or ke'loid, morphea. A's pill, Guy's pill.

Ad'dison's clin'ical planes [Christopher Addison, English anatomist, *1860.] A series of planes used as landmarks in thoracoabdominal topography; the trunk is divided vertically by a *median line*, from the upper border of the manubrium sterni to the symphysis pubis, by a *lateral line* drawn vertically on either side through a point half way between the anterior superior iliac spine and the median line, in a line drawn transversely across between the two anterior iliac spines, and by a *spinous line* passing vertically through the anterior superior iliac spine on either side; transversely the trunk is divided by a *trans-thoracic line*, passing across the thorax 3.2 cm. above the lower border of the corpus sterni, a *transpyloric line*, corresponding to the disc

between the 1st and 2d lumbar vertebrae and cutting the junction of the 8th and 9th costal cartilages at the tip of the 9th, and a *transstercular line*, passing on an average 5 cm. above the anterior superior iliac spine and 3.5 cm. below the highest part of the crista iliaca and cutting usually the 5th lumbar vertebra; the planes formed on these lines, and also on transverse lines cutting the upper edge of the manubrium and the upper edge of the symphysis pubis, constitute the clinical planes of Addison.

Addison Mineral Springs, Maine. Light alkaline-chalybeate waters; very cold. Used in certain renal diseases and acid dyspepsia.

Addison Sulphur Springs, West Virginia. Muriated-saline-calcic-sulphureted waters, 57° F.; two springs. Used in disorders of the alimentary tract and liver, and chronic constipation.

Addisonism (ad'i-sun-izm). A symptom-complex resembling in many respects that of Addison's disease, but not due to disease of the suprarenal glands.

addi'tion-com'pound, **addi'tion-prod'uct**. In chemistry, the direct union of two or more elements or compounds without substitution or loss of any of the atoms.

addu'cens oc'uli [L. *adducere*, to bring to.] Musculus rectus medialis [BNA].

addu'cent. Bringing to, adducting; noting certain adductor muscles, as the adducens oculi.

adduct' [L. *adducere*, to bring toward.] To draw toward the median line.

adduc'tion. 1. Movement of a limb toward the central axis of the body, or beyond it. 2. A position resulting from such movement. **a. of the foot**, rotation of the foot inward around the axis of the leg, or around its own axis.

adduc'tor. A muscle drawing a part toward the median line.

Adelheidsquelle, Bavaria (ah'del-hids-kvel'eh). Saline waters, tonic; cold. Used in rheumatism, gout, cutaneous affections, surgical tuberculosis, and diseases of women. May to September.

adelomorphous (ad'el-o-mor'fus) [G. *adēlos*, uncertain, not clear, + *morphē*, shape.] Of not clearly defined form, noting the principal cells in the pepsin glands of the stomach.

adelphotaxis (ā-del'fo-tak'sis) [G. *adelphos*, brother, + *taxis*, arrangement.] A grouping together of cells or organisms in mutual relationship.

adenal'gia [G. *adēn*, gland, + *algos*, pain.] Pain in a gland, adenodynia.

adenase (ad'e-nāz) [G. *adēn*, gland, + *-ase*.] A deamidizing enzyme in the liver, pancreas, and spleen which converts adenin into hypoxanthin.

ad'enaesthe'nia [G. *adēn*, gland, + *asthēnia*, weakness.] Abnormally diminished functional activity of a gland.

adenit'ic [G. *a-* priv.] Without dendrites, noting certain nerve cells in the spinal ganglia.

adenec'tomy [G. *adēn*, gland, + *ektomē*, excision.] Excision of a gland.

ad'enecto'pia [G. *adēn*, gland, + *ek*, out of, + *topos*, place.] The presence of a gland elsewhere than in its normal place.

ad'ensemphrax'is [G. *adēn*, gland, + *emphraxis*, stoppage.] Obstruction to the discharge of a glandular secretion.

aden'ia [G. *adēn*, gland.] Generalized hypertrophy of the lymphatic glands without hyperleucocytosis.

ad'eniform [G. *adēn*, gland, + *L. forma*, shape.] Of glandular appearance, adenoid.

adenine (ad'en-ēn) [G. *adēn*, gland.] Aminopurin;

a crystalline alkaloid or leucomaine of the uric-acid group, $C_4H_4N_6$, present in the pancreas, spleen, kidneys, and other glands; it is found in the urine in leucocythemia.

adenitis (ad-en-i'('e')tis) [G. *adēn*, gland, + *-itis*.] Inflammation of a gland.

adeniza'tion. Conversion into gland-like structure. **adeno-** [G. *adēn*, gland.] A prefix denoting relation to a gland.

ad'enoblast [G. *adēn*, gland, + *blastos*, germ.] An embryonic cell destined to enter into the formation of a gland.

adenocarcino'ma. An adenoma exhibiting the characters of malignancy, such as infiltration of the surrounding tissues, recurrence after removal, and metastases.

adenocoele (ad'e-no-sēl) [G. *adēn*, gland, + *kēlē*, tumor.] A tumor, especially a cystic tumor, springing from a gland, and presenting more or less glandular structure.

adenocellulitis (ad'e-no-sel-u-li'('le')tis). Inflammation of a gland and of the adjacent cellular tissue.

adenochiropealogy (ad-e-no-ki-rop-sal'o-j'i) [G. *adēn*, gland, + *cheir*, hand, + *psallō*, I touch, + *-logia*.] The former doctrine of the value of the royal touch* for the cure of scrofula.

adenochondroma (ad'e-no-kon-dro'mah). A tumor with the characteristics of both adenoma and chondroma.

adenochondrosarcoma (ad'e-no-kon'dro-sar-ko'ma). A mixed tumor with elements of adenoma, chondroma, and sarcoma.

adenocyst (ad'e-no-sist). A cystic tumor developing from a gland; adenocystoma.

ad'encysto'ma. A cystic adenoma.

adenodynia (ad'e-no-din't-ah) [G. *adēn*, gland, + *odynē*, pain.] Adenalgia, pain in a gland.

ad'enosibro'ma. A fibrous glandular tumor, a tumor with the characteristics of adenoma and fibroma.

ad'enograph'ic. Relating to adenography.

adenography (ad'e-nog'rā-fi) [G. *adēn*, gland, + *graphō*, I write, draw.] 1. Anatomy in special relation to the glands. 2. A treatise on the glands.

adenohypersthenia (ad'e-no-hi'pers-the'nī-ah) [G. *adēn*, gland, + *hyper*, in excess, + *sthenos*, strength.] Excessive functional activity of a gland or set of glands.

adenoid (ad'e-noyd) [G. *adēn*, gland, + *eidos*, appearance.] 1. Gland-like, adeniform, lymphoid; noting a form of connective tissue found in the lymph nodes, spleen, tonsils, solitary and aggregated nodules of the intestine, red bone-marrow, and elsewhere; it consists of a connective-tissue framework, or reticulum, containing masses of round cells (lymphocytes) in its interstices. 2. In the plural, hypertrophy of the lymphoid nodules in the posterior wall of the nasopharynx, the pharyngeal or Luschka's tonsil. **a. disease'**, (1) an overgrowth of adenoid tissue in the rhinopharynx; (2) Hodgkin's* disease.

ad'enoidec'tomy [adenoids + G. *ektomē*, excision.] An operation for the removal of adenoid growths in the rhinopharynx.

adenoiditis (ad'e-noy-di'('de')tis). Inflammation of adenoid growths in the rhinopharynx.

ad'enoidea. See *adenoid* (2).

adenoliomyofibroma (ad'e-no-li'o-mi'o-fi-bro'mah). A liomyofibroma containing glandular elements.

ad'enolipo'ma. A mixed tumor with characteristics of adenoma and lipoma.

adenol'ogy [G. *adēn*, gland, + *-logia*.] The science

which treats of the glands, their development, structure, functions, and diseases.

adenolymphocele (ad''e-no-lim'fo-sēl) [G. *adēn*, gland, + L. *lymphā*, a clear fluid, lymph, + G. *kēlē*, tumor.] Cystic dilatation of a lymph node following obstruction of the efferent lymphatic vessels.

adenolymphoma. Lymphadenoma.

adeno'ma, pl. *adeno'mata*, *adeno'mas* [G. *adēn*, gland, + *-ōma*.] A neoplasm formed of glandular epithelium of the same arrangement as that of the gland from which the growth arises. *a. adamantinum*, a term incorrectly used as a synonym of adamantinoma. *a. fibrosum*, fibroid *a.*, fibroadenoma. *a. sebaceum*, a small tumor of translucent appearance, usually multiple and occurring on the face, originating in the sebaceous glands. *a. sudoriparum*, spiradenoma. *malignans a.*, adenocarcinoma.

adenomalacia (ad''e-no-mal-a'st-ah) [G. *adēn*, gland, + *malakia*, softness.] A condition of glandular softening.

adenomatosis. A condition marked by the formation of multiple glandular overgrowths.

adenomatous. Relating to adenoma.

adenomyoma, pl. *adenomyomata*, *adenomyomas* (ad''e-no-mi-o'mah) [G. *adēn*, gland, + *mys*, muscle, + *-ōma*.] A tumor composed of smooth muscle tissue containing gland tubules.

adenomyxoma. A mixed tumor with characteristics of adenoma and myxoma.

adenomyxosarcoma. A mixed tumor with characteristics of adenoma, myxoma, and sarcoma.

adenoncus [G. *adēn*, gland, + *onkos*, tumor.] A gland tumor; glandular enlargement.

adenopathy [G. *adēn*, gland, + *pathos*, suffering.] Glandular disease; specifically swelling of and morbid changes in the lymph nodes.

adenopharyngitis (ad''e-no-far-in-ji'(je')tis). Pharyngoamygdalitis; inflammation of the tonsils and of the pharyngeal mucous membrane.

adenophlegmon [G. *adēn*, gland, + *phlegmonē*, inflammation.] Acute inflammation of a gland and the adjacent connective tissue.

adenophthalmia [G. *adēn*, gland, + *ophthalmos*, eye.] Inflammation of the Meibomian glands.

adenosarcoma. A mixed tumor with the elements of both adenoma and sarcoma.

adenosclerosis (ad''e-no-skle-ro'sis) [G. *adēn*, gland, + *sklērosis*, hardening.] Induration of a gland or glands.

adenose (ad''e-nōz). Relating to a gland.

adenosis [G. *adēn*, gland.] A more or less generalized glandular disease, especially one involving the lymphatic glands.

adenotome [G. *adēn*, gland, + *tomē*, a cutting down.] An instrument for the removal of adenoids in the rhinopharynx.

adenotomy. 1. Adenography, glandular anatomy.

2. The cutting or removal of a gland or glands.

adenotyphoid fever. Malta* fever.

adenotyphus. Abdominal typhus, typhoid* fever.

adenous. Adenose, relating to a gland.

adenylic acid [G. *adēn*, gland, + *hylē*, stuff.] An acid obtained from the thymus gland.

adephagia (ad''e-fa'ji-ah) [G. *adēphagia*, gluttony.]

pis [L.] (U.S.). Lard, axungia, leaf lard (omental fat of the hog), used in the preparation of ointments (Br.). *a. benzoinatus* (U.S.), lard, contains 1 per cent. of benzoin; for ointments. *a. lanæ*, wool-fat, obtained from sheep's wool. *a. lanæ*

hydro'sus (U.S. and Br.), hydropous or hydrated wool-fat, lanolin, *a. lanæ* mixed with 30 per cent. water; used as a basis for ointments, especially when penetration of the skin is desired.

adermia [G. *a-* priv. + *derma*, skin.] Absence of skin.

adermogenesis [G. *a-* priv. + *derma*, skin, + *genesis*, production.] Failure or imperfection in the growth of skin, especially the imperfect repair of a cutaneous defect.

adhatoda [Tamil or Singalese.] (B.A.) The leaves of *Adhatoda vasica*; expectorant, antispasmodic, and abortifacient; used in the form of liquid extract, juice, or tincture.

adhere (ad-hēr') [L. *ad*, to, + *herere*, to stick.] To remain in contact; to unite.

adhesion (ad-he'zhun) [L. *ad*, to, + *herere*, to stick.] 1. The process of adhering or uniting of two surfaces or parts, especially the union of the opposing surfaces of a wound. 2. In dentistry, the mode in which an upper denture is held in place without vacuum-chambers. 3. In the plural, bands of more or less organized fibrinous exudate thrown out on the surface of a serous membrane and connecting the opposing surfaces. *primary a.*, healing by first intention.* *secondary a.*, healing by second intention.*

adhesive. Sticky; causing adhesion. *a. inflammation*, inflammation of a serous membrane with exudation of fibrinous material causing the formation of adhesions.

adhesol. A solution of alphanaphthol, balsam of tolu, benzoin, copal, and oil of thyme in ether; applied to the skin, the ether evaporates and leaves a thin protective film, like that of collodion.

adiadochocinesia (ad-e-ad''o-ko-sin-e'st-ah) [G. *adiadochos*, perpetual, + *kinēsis*, movement.] 1. Incessant movement of a limb or of the entire body. 2. [G. *a-* priv. + *diadochos*, successive.] Loss of the power for rapid alternating movements.

adiaphoresis [G. *a-* priv. + *diaphoresis*, perspiration.] Absence or deficiency of perspiration.

adiapneustia (ad-i-ap-nu'stū-ah) [G. *a-* priv. + *diapneusis*, an exhaling.] Adiaphoresis.

adiathermancy (ā'di-ā-thur'man-sī) [G. *a-* priv. + *dia*, through, + *thermē*, heat.] Impermeability to heat.

adiemorrhysis (ad''i-em-or'i-sis) [G. *a-* priv. + *dia*, through, + *haima*, blood, + *rhyxis*, a flowing.] Arrest of the capillary circulation.

Adin'ida [G. *a-* priv. + *dinē*, a whirling.] An order of *Dinoflagellata*, in which the flagella are free and do not lie in furrows.

adip'ic [L. *adeps*(*adip-*), fat.] Fatty, relating to fat. *a. acid*, an acid, $C_8H_{16}O_4$, occurring in the form of masses of soft crystals, obtained by the action of nitric acid on fats.

adipocele (ad'i-po-sēl) [L. *adeps*(*adip-*), fat, + G. *kēlē*, tumor.] The presence of fatty tissue without intestine in a hernial sac.

adipocellular. Relating to both fatty and cellular tissues, or to connective tissue with much fat.

adipocera (ad'i-po-sēr) [L. *adeps*(*adip-*), fat, + *cera*, wax.] A fatty substance of waxy consistency into which dead animal tissues (as those of a corpse) are sometimes converted when kept from the air under certain favoring conditions of temperature; it is believed to be produced by the conversion into fat of the proteins of the tissues.

adipofibro'ma. A mixed tumor with the characteristics of both adipoma and fibroma.

adipogenous (ad-e-po-jen-us) [L. *adeps*(*adip-*), fat, + G. *gennao*, I produce.] Producing or causing the formation of fat

adipolysis (ad-i-pol'i-sis) [L. *adeps*(*adip*-), fat, + *lysis*, setting free.] The destruction of fat by hydrolysis.

adipolytic. Relating to adipolysis.

adipo'ma [L. *adeps*(*adip*-), fat, + G. *-ōma*.] Lipoma.

adipose (ad'i-pōz) [L. *adeps*(*adip*-), fat.] Fatty, relating to fat. **a. cap'sule**, the fat surrounding the kidney. **a. foss'a**, accumulations of fat on the outer surface of the mamma. **a. tiss'ue**, fatty tissue, connective tissue containing fat cells. **a. tu'mor**, lipoma.

adipo'sis [L. *adeps*(*adip*-), fat, + G. *-ōsis*.] An excessive accumulation, either local or general, of fat in the body. **a. doloro'sa**, Dercum's disease, an affection characterized by a deposit of symmetrical nodular or pendulous masses of fat in various regions of the body, attended with more or less pain. **a. or'chica**, dystrophia adiposogenitalis. **a. tubero'sa**, an affection resembling *a. dolorosa*, in which the fat occurs in masses, but not so generalized as in Dercum's disease.

adipositas (ad-i-pos'i-tas). Adiposis, adiposity. **a. ex vac'uo**, fatty atrophy.*

adipositis (ad-i-po-si'(se')tis) [L. *adiposa*, adipose tissue, + G. *-itis*.] Inflammatory infiltration in and beneath the subcutaneous adipose tissue.

adipos'ity. Adiposis.

adipo'sogen'ital syn'drome. Hypophysis* syndrome.

adipose'ria (L. *adeps*(*adip*-), fat, + G. *ouron*, urine.) Lipuria.

adip'sia, **adip'sy** [G. *a-* priv. + *dipsa*, thirst.] Absence of thirst.

Adiron'dack Min'eral Springs, New York. Saline-chalybeate waters; one spring; used in rheumatism, cutaneous affections, anemia, and general debility.

ad'itus [L. way.] In anatomy, a structure serving as a means of approach or entrance to a part. **a. ad an'trum**, approach to the antrum, recessus epitympanicum. **a. ad aqua'duc'tum cer'e'br'i**, entrance to the aqueduct of the cerebrum (of Sylvius), in the posterior part of the floor of the third ventricle. **a. glott'idis infe'rior**, the part of the larynx immediately below the glottis. **a. glott'idis supe'rior**, the lower portion of the ventricle of the larynx. **a. laryn'gis**, the superior aperture of the larynx, bounded laterally by the aryepiglottic folds. **a. or'bita**, orbital opening.

ad'just'ment. 1. The arrangement for bringing into focus the object under a microscope; the *coarse a.* is effected usually by a rack-and-pinion arrangement, the *fine a.* by a screw. 2. A chiropractic term for the reduction of subluxated vertebrae in order to relieve pressure on one or more of the spinal nerves.

ad'juvant [L. *adjuvare*, to help.] That which aids or assists another, noting a remedy which is added to a prescription to assist or increase the action of the main ingredient; synergist.

ad lib. [Abbreviation for L. *ad libitum*, at pleasure.] As much as desired; used in directions for taking a remedy when the dose and time of taking are indefinite and unessential.

admax'illary [L. *ad*, to, + *maxilla*, jaw.] Connected with the jaw. **a. gland**, an occasional accessory salivary gland, near the angle of the jaw, discharging through the parotid duct.

admi'nic'u'rum [L. prop. stay.] 1. That which gives support to a part. 2. Adjuvant. **a. lin'eae al'bae**, a triangular fibrous expansion, sometimes containing a few muscular fibers, passing from the superior pubic ligament to the posterior surface of the linea alba.

adna'ta [L. *adnatus*, from *adnasci*, to grow to.] Tumica* *adnata*.

adneph'rin [L. *ad*, to, + G. *nephros*, kidney.] Trade name of a preparation made from the adrenal gland, possessing vasoconstrictor and hemostatic properties.

adnerval (ad-nur'val) [L. *ad*, to, + *nervus*, nerve.] 1. Lying near a nerve. 2. In the direction of a nerve, said of an electric current passing through muscular tissue toward the point of entrance of the nerve.

adnerval (ad-nu'ral) [L. *ad*, to, + G. *neuron*, nerve.] Adnerval.

adnex'a. Annexa.

adnexitis (ad-neks-i'(e')tis). Annexitis.

adnex'opexy. Annexopexy.

adole'scence (ad-o-les'ens) [L. *adolescencia*.] Youth; the period of later growth, between puberty and adult life.

adoles'cent [L. *adolescere*, to grow up.] 1. Youthful, growing up, between puberty and the attainment of full growth. 2. A youth, a young man or woman not yet full grown.

ad'onin, **adon'idin**. A yellowish white powder of bitter taste, soluble in water; it is a mixture of several glucosides and other substances, constituting the active principles of adonis; dose, gr. $\frac{1}{10}$ – $\frac{1}{4}$ (0.006–0.015).

Ado'nis. A genus of plants of the natural order *Ranunculaceae*. **A. aestiva'lis**, an annual species with orange flowers. **A. an'nu'a**, red camomile, red morocco, an annual species with red flowers. **A. verna'lis**, a perennial species with bright yellow flowers, the one from which the drug *adonis* is chiefly obtained.

ado'nis [G. *Adonis*, a mythological character, the handsome favorite of Aphrodite.] The herb *Adonis vernalis*, bird's eye, pheasant's eye; employed as a cardiac tonic in place of digitalis, in doses of $\frac{3}{4}$ (16.0) of an infusion, $\frac{3}{1}$ – $\frac{2}{1}$ (4.0–8.0) in $\frac{3}{6}$ (180.0). The fluidextract is contained in the N.F.

adre'nal [L. *ad*, to, + *ren*, kidney.] 1. Near or upon the kidney, noting the *a. body* or *gland*. 2. A crystalline basic substance, $C_{10}H_{11}NO_3$, derived from the suprarenal glands; vasoconstrictor and hemostatic in doses of $\frac{1}{15}$ – $\frac{1}{10}$ (0.3–0.6) of a 1–1000 solution. **acce'ssory a.**, one of a number of small independent collections of tissue, resembling the cortical adrenal tissue, found in the various abdominal organs. **a. bod'y**, **cap'sule**, or **gland**, *glandula suprarenalis*. **a. ex'tract**, a preparation made from the *a. gland*, which possesses marked vasoconstrictor and hemostatic properties; it is prepared and sold under various proprietary or trade names, such as *adneph'rin*, *adrenalin*, *suprane'phrin*, *supra-renaden*, *supra'renalin*, *supra'renin*, etc.; see also *glandula suprarenales sicca*.

adrenallin (ad-ren'al-in). Trade name of a principle obtained from the suprarenal glands, possessing marked vasoconstrictor, and consequently astringent and hemostatic properties. **a. chlo'ride**, the salt of *a.* used locally in hay fever, inflammations of the various accessible mucous membranes, hemorrhage, etc., and internally in doses of $\frac{1}{15}$ – $\frac{1}{20}$ (0.3–1.3) of a 1–1000 solution as a vasoconstrictor, to raise the blood pressure in shock, and as a cardiac stimulant.

adrenalline (ad-ren'al-ēn). A collective term for the various adrenal extracts; epinephrine.

adrenallitis, **adrenitis** (ad-ren'al-i'(e')tis; ad-ren-i'(e')tis). Inflammation of the suprarenal glands.

adrenoxidase (ad-ren-oks'i-dāz). A term proposed by Sajous to denote the oxygenized adrenal secretion assumed to be present in the blood-plasma

and to act throughout the body as a catalytic ferment.

ad'rin. Epinephrin hydrate, derived from the suprarenal glands; employed locally as an astringent and hemostatic.

ad'rus. Antiemetic root, cyperus; the root of *Cyperus articulatus*, a West Indian plant; the fluidextract is employed in doses of $\text{m}10\text{--}20$ (0.6-1.3) as an anthelmintic and antiemetic.

adsorp'tion [L. *ad*, to, + *sorbere*, to suck up.] The adhesion of a gas to the surface of a solid; adhesion of a liquid or gaseous substance to the more solid particles in a solution, the action by which a colloid particle attracts other substances.

adster'nal. Near or upon the sternum.

ADTe. **ANDe.**

adul'terate [L. *adullerare*, to falsify.] To deteriorate by adding material of inferior quality, or another indifferent material which increases the bulk without altering the taste.

adultera'tion. The addition to any substance of the same or different material of poorer quality.

advance' [Fr. *avancer*, to set forward.] To move forward, referring specifically to an operation on the tendinous insertion of a muscle which has become elongated and unable to perform its function properly; the tendon is severed from its attachment (to the globe of the eye for example) and sutured at a point farther forward.

advance'ment. The moving forward of the tendinous insertion of an elongated muscle; see tendon* advancement.

adventitia (ad-ven-tish'yah) [L. *adventitius*, coming from abroad.] The outermost covering of any organ or structure which is properly derived from without and does not form an integral part of such organ or structure. Specifically, the outer coat of an artery, the tunica adventitia. **membra'na a.**, **tu'nica a.**, see the nouns.

adventitious (ad-ven-tish'us). 1. Coming from without, extrinsic. 2. Accidental. 3. Relating to the adventitia of an artery or an organ.

adynam'ia [G. *a-* priv. + *dynamis*, power.] Weakness, vital debility, asthenia.

adynam'ic. Relating to adynamia; feeble, weak, asthenic.

a-. For words so beginning not found here see under *e-*.

Aëdes (ah-e'déz) [G. *ædēs*, unpleasant, unfriendly.] A genus of mosquitos of small size found in tropical and subtropical regions. **A. cal'opus**, the yellow-fever mosquito, *Sigomyia calopus*. **A. fus'cus**, a species found in certain parts of North America.

ædæ'a. Edea.

ædæol'ogy. Edeology.

æ'gilops. Egilops.

ægoph'ony. Egophony.

aer (ah'air) [G. *aër*, air.] Atmos.

aerated (a'er-a-ted) [G. *aër*, air.] Charged with air, carbon dioxide, or other gas.

aeration (a-er-a'shun). 1. Airing. 2. Saturating a fluid with air, carbon dioxide, or other gas. 3. The change of venous into arterial blood in the lungs.

aerendocardia (a-er-en-do-kar'd'ah). The presence of undissolved air in the blood within the heart.

aer'enter'ek-ta'z'ah [G. *aër*, air, + *ektasis*, a stretching out.] Panites, distention of the intestine

Relating to the air.

-us [L. *aer*, air, + *ferre*, to bear.]

aeriform (a-er'f-form) [L. *aër*, air, + *forma*, shape.] Resembling air, gaseous.

aerobian (a-er-o'bi-an). Noting an aerobion, living only in the presence of oxygen aerobic, aerobiotic.

aerobic (a-er-o'bik). Living in air; aerobian, aerobiotic.

aerobion, **pl. aerobia** (a-er-o'be-on) [G. *aër*, air, + *bios*, planner of living.] A bacterium or other organism which can live and grow only in air. **fac'ultative a.**, one which normally thrives in the absence of oxygen, but which may acquire the faculty of living in the presence of oxygen. **ob'ligate a.**, one which cannot live without air.

aerobioscope (a-er-o-bi'o-sköp) [G. *aër*, air, + *bios*, life, + *skopeō*, I view.] An apparatus for determining the bacterial content of the air.

aerobiosis (a-er-o-bi-o'sis) [G. *aër*, air, + *biōsis*, mode of living.] Existence in an atmosphere containing oxygen.

aerobiotic (a-er-o-bi-ot'ik). Relating to aerobiosis, living in an oxygen-containing atmosphere; aerobic, aerobian.

aerocoele (a'er-o-sël) [G. *aër*, air, + *kēlē*, tumor.] Distention of a small natural cavity with gas.

aerocolpos (a-er-o-kol'pos) [G. *aër*, air, + *kolpos*, gulf (vagina).] Distention of the vagina with air.

aerocoly (a-e-rok'o-ll) [G. *aër*, air, + *colon*.] Distention of the colon with gas.

aerocystoscope (a-er-o-sis'to-sköp) [G. *aër*, air, + *kystis*, bladder, + *skopeō*, I view.] An instrument for viewing the interior of the bladder distended with air.

aerocystoscopy (a-er-o-sis'to'sko-pl). Inspection of the interior of the bladder, distended with air, by means of a cystoscope.

aerodermectasia (a-er-o-der-mek-ta'z'ah) [G. *aër*, air, + *derma*, skin, + *ektasis*, a stretching out.] Subcutaneous emphysema.

aerodynamics (a-er-o-di-nam'iks) [G. *aër*, air, + *dynamis*, force.] The study of air and other gases in motion the forces that set them in motion, and the results of such motion.

aerogen (a'er-o-jen) [G. *aër*, air, + *gennaō*, I produce.] A gas-forming microorganism.

aerogen'esis. The production of gas.

aerogenic (a-er-o-gen'ik). Gas-forming.

aerogenous (a-er-o-j'en-us). Gas-forming.

aerohydropathy (a-er-o-hi-drop'ath-i) [G. *aër*, air, + *hydōr*, water, + *pathos*, suffering.] Aerohydrotherapy.

aerohydrotherapy (a-er-o-hi-dro-ther'ah-pl) [G. *aër*, air, + *hydōr*, water, + *therapeia*, healing.] Treatment of disease by means of the application, at different temperatures and in different ways, of both air and water.

aerometer (a-er-om'e-ter) [G. *aër*, air, + *metron*, measure.] An apparatus for determining the density of, or for weighing, air.

aeromicrobe (a-er-o-mi'kröb) [G. *aër*, air, + *mikros*, small, + *bios*, mode of life.] Aerobion.

aeropathy (a-er-op'ä-thi) [G. *aër*, air, + *pathos*, suffering.] Any morbid state induced by a pronounced change in the atmospheric pressure, such as mountain sickness, caisson disease, etc.

aeroperitoneum (a-er-o-per-i-to-ne'um) [G. *aër*, air.] Distention of the peritoneal cavity with gas.

aeroperito'nia. Aeroperitoneum.

aerophagia (a-er-o-fa'j'ah). Aerophagy.

aerophagy (a-er-o-fa'j) [G. *aër*, air, + *phagē*, I eat.] Swallowing of air.

aerophil (a'er-o-fil) [G. *aër*, air, + *philos*, fond.] 1. Air-loving. 2. Aerobic.

aerophobia (a-er-o-fö-bo'ah) [G. *aër*, air, + *phobos*,

- fear.] Abnormal and extreme dread of fresh air or of air in motion.
- aerophore** (a'er-o-för) [G. *aër*, air, + *phoros*, bearing.] 1. Air-conducting. 2. A portable apparatus for purifying air so that it can be breathed over again. 3. An apparatus for forcing air into the lungs in the treatment of asphyxia.
- aerophyte** (a'er-o-fit) [G. *aër*, air, + *phyton*, plant.] An air-plant, orchid.
- aeroplethysmograph** (a'er-o-ple-thiz'mo-graf) [G. *aër*, air, + *plethysmos*, enlargement, + *graphō*, I register.] An apparatus for determining the volume of inspired air.
- aeropleura** (a'er-o-plu'ra). The presence of air in the pleural cavity; pneumothorax.
- aeroporotomy** (a'er-o-po-rot'o-mi) [G. *aër*, air, + *poros*, passage, + *tomē*, a cutting.] An operation for the admission of air in stenosis of the larynx; tracheotomy, laryngotomy.
- aeroscope**. Aerobioscope.
- aerostatics** (a'er-o-stat'iks) [G. *aër*, air, + *statos*, standing.] The branch of science which treats of the volume, pressure, etc., of air and other gases.
- aerotaxis** (a'er-o-tak'sis) [G. *aër*, air, + *taxis*, arrangement.] The movement of living organisms to or away from the air, noting especially the attraction or repulsion by oxygen of aerobic and anaerobic organisms.
- aerotherapeutics, aerotherapy** (a'er-o-ther-ah-pu'tiks, a'er-o-ther'ah-pl) [G. *aër*, air, + *therapeutikos*, treating—*therapeia*, medical treatment.] 1. Treatment of disease by fresh air. 2. Treatment of disease by air of different degrees of pressure or rarity, or medicated in various ways.
- aerothermotherapy** (a'er-o-ther'mo-ther'ä-pl) [G. *aër*, air, + *thermos*, hot, + *therapeia*, healing.] Treatment of disease by hot air.
- aerotherax** (a'er-o-tho'raks). Pneumothorax.
- aerotonometer** [G. *aër*, air, + *tonos*, tension, + *metron*, measure.] 1. An instrument for estimating the tension or pressure of a gas. 2. An instrument for measuring the tension of oxygen and other gases in the blood or other fluids.
- aerotropism** (a-e-rot'ro-pizm) [G. *aër*, air, + *tropos*, direction, turn.] The tendency of microorganisms in culture media to group themselves about a bubble of air.
- aerotympanal** (a'er-o-tim'pä-nal). Relating to air in the tympanum, noting especially the operation of politization or other means of forcing air through the Eustachian tube.
- aerourethroscop** (a'er-o-u-re'thro-sköp) [G. *aër*, air, + *ourēthra*, urethra, + *skopēō*, I view.] An instrument for inspection of the urethra after distending it with air.
- aerozol** (a'er-o-zol). A solution of ozone in oil.
- aru'go** [L.] Verdigris.
- Ausculap**, Hungary (a'skoo-lahp). Saline waters. Used in hepatic and intestinal disorders, and constipation.
- Æsculap'ian** [L. *Æsculapius*, G. *Asklepios*, the god of medicine.] Esculapian. 1. Relating to Æsculapius. 2. Medical. 3. A medical practitioner.
- æs'culin**. A bitter principle obtained from the bark of the horse chestnut; occurs in needle-shaped crystals, giving a blue fluorescence when dissolved in water.
- æsthe'sia, æsthesiometer, æsthesioneuro'sis**, etc. See *æstheria*, etc.
- æ'ther** [G. *aiñēr*, ether.] (U.S. and Br.). Ether. A liquid containing 96 per cent. by weight of absolute ether (Br., 92 per cent. by volume of ethyl oxide). Employed by inhalation to produce general anesthesia; internally as a stimulant and carminative in doses of $\text{m}10-60$ (0.6-4.0). See also *ether*. **æ. acet'icus** (U.S. and Br.), acetic ether, containing ethyl acetate 90, alcohol 10; stimulant and antispasmodic, dose $\text{m}5-30$ (0.3-2.0). **æ. purifica'tus** (Br.), purified ether; the B.P. directs that it should assume no blue color when mixed with half its volume of potassium bichromate acidulated with sulphuric acid, showing absence of hydrogen peroxide; nor should it be colored by potassium hydroxide, showing absence of aldehyde; on evaporation it should leave no residue or abnormal odor.
- æ'thiops** [G. *Aithiops*, an Ethiopian.] A chemical or pharmaceutical term formerly applied to several blackish mineral preparations. **æ. creta'ceus** [chalky ethiops], hydrargyrum cum creta. **æ. martia'lis**, black oxide of iron. **æ. minera'lis**, black sulphide of mercury. **æ. vegeta'bilis**, charcoal made from bladder-wrack, *Fucus vesiculosus*.
- æth'yl**, gen. *æth'yli* [G. *aiñēr*, ether, + *hyllē*, matter.] Ethyl, the hypothetical radical, C_2H_5 , of alcohol and ether. **æth'yls brom'idum**, ethyl bromide, hydrobromic ether; a colorless volatile liquid, used by inhalation as a general anesthetic and in spray as a local anesthetic. **æth'ylis carbamas** (U.S.), ethyl carbamate, an ester of carbamic acid, urethane, white colorless laminar crystals, obtained by the action of ethyl alcohol on urea; employed as an hypnotic in dose of gr. 10-30 (0.6-2.0). **æth'ylis chlo'ridum** (U.S.), ethyl chloride, hydrochloric ether, chloryl anesthetic, kelené; a very volatile liquid made by the action of hydrochloric acid on ethyl alcohol; used as a local and general anesthetic. **æth'ylis iod'idum**, ethyl iodide, hydriodic ether, a volatile colorless liquid; employed by inhalation— $\text{m}10-15$ (0.6-1.0), in edema of the glottis, spasmodic asthma, and nervous dyspnea.
- æthyl'ium**. Ethyl.
- Aetna Springs**, California. Alkaline, saline, carbonated waters, 98°F . and 106°F . Tonic, slightly aperient. The cooler water is used for drinking, the warmer for bathing, in rheumatism, neuralgia, dyspepsia, torpidity of bowels, anemia and wasting affections, hepatic and uterine disorders.
- æfeb'rite** [G. *a-* priv. + L. *febris*, fever.] Non-febrile, apyretic.
- affect** (af'ekt) [L. *affectus*, disposition or state of mind.] Feeling (2); psychic trauma; the sum of an emotion. **a.-mem'ory**, the memory of a psychic trauma, the emotional element recurring whenever the original experience is recalled.
- affection** (ä-fek'shun) [L. *afficere*, to act upon.] 1. Feeling, love. 2. An abnormal condition of body or mind, disease.
- affective**. Pertaining to the mental state or feeling.
- Affenspalte** (ah'fen-spahl'teh) [Ger.] Ape-fissure.
- afferent** [L. *ad*, to, + *ferre*, to bear.] Bringing to or into, noting certain veins, lymphatics, and nerves. **a. arteries**, branches of the interlobular arteries of the kidneys which pass to the Malpighian bodies, forming the glomeruli. **a. impulse**, a nervous impulse passing from the periphery to the center. **a. lymphat'ics**, the lymphatic vessels which enter the glands. **a. nerves**, nerves conveying impulses from the periphery to the center, the sensory nerves. **a. veins**, veins conveying blood to the heart direct.

afferentia (â-fer-en'shl-ah) [L.] Vasa afferentia, afferent vessels; specifically the afferent* arteries of the kidneys

affin'ity [L. *affinis*, neighboring.] Attraction; in chemistry the force which impels certain atoms to unite with certain others to form compounds.

elec'tive a., in homeopathy, the specific localization of the action of a drug.

afflux, afflux'ion [L. *ad*, to, + *fluere*, to flow.] A flowing toward, specifically a flowing of blood toward any part; congestion.

affusion (â-fu'zhun) [L. *ad*, to, + *fundere*, to pour.] The pouring of water upon the body or any of its parts for therapeutic purposes.

affro'dyn. Trade name of a proprietary remedy said to possess aphrodisiac properties.

after-birth. The placenta and membranes which are extruded after the birth of the child.

after-brain. Myelencephalon,* metencephalon.

after-cat'aract. Secondary cataract* (2).

after-damp. Carbon dioxide formed by the explosion of a mixture of fire-damp, or methane, and air in a mine.

after-im'age. The image of an object of which the subjective sensation persists after the object has disappeared or the eyes are closed; spectrum (2). The after-image is called *positive* when its colors are the same as in the original, *negative* when the complementary colors are perceived.

after-pains. Painful cramp-like contractions of the uterus occurring after childbirth.

after-sensa'tion. A sensation persisting after its original cause has ceased to act.

after-sound. The subjective sensation of a sound after the cause of the sound has ceased to act.

after-taste. A taste persisting after contact of the tongue with the sapid substance has ceased.

after-vis'ion. The subjective perception of an after-image.

agalactia (â-gal-ak'ti-ah) [G. *a*-priv. + *gala* (galakt-), milk.] Absence of milk in the breasts after childbirth.

agal-agal (ah'gal-ah'gal). Agar-agar.

agalorrhœa, agalorrhœa (â-gal-ô-re'ah) [G. *a*-priv. + *gala*, milk, + *rhoia*, a flow.] Arrest of the secretion or flow of milk.

agamete (ag'am-ët) [G. *a*-priv. + *gamêtês*, husband or wife.] A protozoan organism producing spores asexually.

agamogen'esis [G. *agos*, unmarried, + *genesis*, production.] Reproduction without union of the male and female elements; non-sexual reproduction.

Agamomer'mis cu'licis. A hair-worm parasitic in the mosquito.

ag'amont [G. *a*-priv. + *gamos*, marriage, + *ôn* (ont-), being.] A non-sexual spore-like body forming one of the stages in the life-cycle of certain parasitic protozoans.

agar (ah'ga')gar [Bengalese.] A gelatinous substance prepared from seaweed in Japan and India, used in the East to thicken soup; largely used as a base for culture media in bacteriology; when unqualified, it is usually, and properly, called agar-agar. **beer-wort a.**, beer-wort made from crushed malt, to which is added 2 per cent. agar. **blood-a.**, a mixture of blood and a., used for the cultivation of trypanosomes. **chol'era a.**, an alkaline agar medium for cultures of the cholera vibrio; it is made by dissolving by heat agar, 30, in nutrient bouillon, 1000; and adding a 10 per cent. of potassium hydrate, 30. **Drigal'ski-** a., a nutrient a. containing lactose, crystal violet, used in the differentia-

tion of the typhoid bacillus. **En'do's fuch'sin a.**, nutrient a. containing lactose, alcoholic solution of fuchsin, sodium sulphite, and soda solution, used as a culture medium to differentiate the typhoid bacillus from the colon bacillus and others of that group. **gel'atin a.**, made by dissolving peptone, gelatin, glucose or mannite, sodium chloride, and potassium chloride in water and adding agar. **glu'cose a.**, nutrient a., containing 5 per cent. glucose. **glyc'er'in a.**, nutrient a. containing 5 per cent. glycerin. **Guarnie'ri's gelatin a.**, similar to Stoddart's gelatin a., used for the cultivation of the pneumococcus. **lac'tose-lit'mus a.**, made by adding 2 per cent. lactose and litmus to acid-free nutrient agar, used in the differentiation of the typhoid bacillus. **Mac-Conk'ey's bile-salt a.**, made by the addition of 1½ to 2 per cent. of agar to MacConkey's bile-salt bouillon. **man'nite a.**, nutrient a. containing 1 or 2 per cent. mannite. **Matruschi'ta's liv'er-gall a.**, made by cooking together 500 gm. chopped ox-liver, 30 gm. peameal, and 1000 c.c. water, then straining and adding ox-gall and agar. **No'vy and McNeal's blood a.**, a nutrient agar containing 2 volumes of defibrinated rabbit's blood, suitable for the cultivation of a number of trypanosomes. **nu'trient a.**, bouillon to which 2 per cent. agar has been added. **Pfeiff'er's blood a.**, solid a. smeared on the surface with a few drops of human blood. **Roth'berger's neu'tral-red a.**, a 0.3 per cent. glucose a. to which 1 per cent. of a saturated aqueous neutral-red solution has been added. **se'rum a.**, prepared by adding sterile serum to melted agar. **Stod'dart's gelatin a.**, contains 5 per cent. gelatin, 1 per cent. peptone, and ½ per cent. each agar and sodium chloride. **Thal'mann's a.**, a form of nutrient agar, well adapted, it is claimed, to the cultivation of the gonococcus. **u'rine a.**, made by dissolving 2 per cent. of agar in fresh urine. **Was'sermann's se'rum-nu'trose a.**, hog serum, glycerin, water, and nutrose are boiled together for twenty minutes and the mixture is then added to equal parts of a 2 per cent. peptone agar. **Weil's meat-pota'to a.**, a mixture of potato juice and bouillon containing ½ per cent. of agar.

agar'ic [G. *agarikon*, a kind of fungus.] Boletus, the dried plant *Polyporus officinalis*. It has been employed in the treatment of the night sweats of phthisis in dose of gr. 5 (0.3). **a. acid**, agaric acid, agaricin.* **fe'male a.**, *Polyporus officinalis*. **fly a.**, *Agaricus muscarius*, a mushroom with red pileus and white gills, the juice of which has narcotic properties. **pur'ging a.**, *Polyporus officinalis*. **sur'geons' a.**, a tree fungus used locally as a hemostatic. **white a.**, *Polyporus officinalis*.

agar'ic'in, agaric'num. Agaric acid, a white powder obtained from the white agaric, *Polyporus officinalis*, employed in the night sweats of phthisis in dose of gr. 1-2 (0.06-0.12).

Agar'icus [see *agaric*.] A genus of mushrooms, many of which are edible. **A. campe'tris**, the common edible field mushroom. **A. musca'rius**, fly agaric, poison mushroom; a tincture from the fresh fungus is employed in homeopathy in the irregular heart action of coffee- and tea-drinkers and tobacco-smokers, in doses of the third to the thirtieth decimal potency.

agas'tric [G. *a*-priv. + *gastër*, belly.] Without stomach or digestive tract.

agastroneuria (â-gas-tru-nu'ri-ah) [G. *a*-priv. + *gastër*, belly, + *neurôn*, nerve.] Lowered nervous control of the stomach.

ag'athin [G. *agathos*, good.] Salicylalphamethylphenylhydrazone; occurs in the form of yellowish insoluble crystals; used in the treatment of neuralgia and rheumatism in doses of gr. 2-5 (0.12-0.3).

Agave (â-gah've) [G. fem. of *agavos*, noble.] A genus of plants of the natural order *Amaryllidaceae*, found largely in Mexico; it includes the century plant, *A. americana*, from which pulque is made.

Agazotti mixture (ah-gaht-saw'te). A mixture of 87 parts of oxygen and 13 parts of carbon dioxide, proposed by Agazotti an Italian aeronaut, for the relief of balloon sickness.

Ag₂C₂H₃O₃ + H₂O. Silver lactate, actol.*

Ag₂C₂H₃O₃. Silver citrate, itrol.

Achylostoma (ag-ki-los'to-mah). [The spelling adopted by Dubini, and followed by some helminthologists; the Committee on Nomenclature of the International Congress of Zoologists in 1913 authorized the spelling *Ancylostoma*.] *Ankylostoma*.

AgCl. Silver chloride.

AgCN. Silver cyanide, argenti* cyanidum (U.S.P.).

agenesia, agenesia (â-jen-e'st-ah, â-jen'e-sis) [G. *a-* priv. + *genesis*, production.] Absent or imperfect development of any part.

agennesis [G. *a-* priv. + *genesis*, producing.] Agennesis, sterility.

agennet'ic. Sterile.

ag'ent [L. *agere*, to perform.] Anything which produces an effect upon the organism; especially a remedy of any sort, whether medicinal or not.

agrusia (â-ju'se-ah) [G. *a-* priv. + *gusis*, taste.] Loss of the sense of taste.

agrustia (â-jûs'tl-ah) [G. fasting.] Ageusia.

agger na'st (aj'er) [L. mound of the nose.] Crista ethmoidalis.

agglom'erate, agglom'erated [L. *agglomerare*, to wind into a ball; from *ad*, to, + *glomus*, a ball.] Crowded together into a noncoherent mass.

agglomera'tion. A crowded mass of independent, but similar units, a cluster.

agglu'tinant [L. *ad*, to, + *glutinare*, to paste.] 1. Uniting or causing to adhere. 2. Any substance which causes adhesion between two surfaces.

agglutina'tion. 1. Loss of motility and aggregation in small masses of the microorganisms in a culture, when a specific immune serum is added. 2. Adhesion of the surfaces of a wound. **group a.**, the agglutination in minor degree, of several varieties of bacteria by a serum specific for another bacterial form. **immediate a.**, healing by first intention. **mediate a.**, healing by second intention. **a. test**, Widal* test.

agglu'tinative. Causing, or able to cause, agglutination.

agglu'tinin. An antibody which causes clumping or agglutination of the bacteria or other cells which have acted as antigen.

agglutin'o-gen. Any substance which, when injected into an animal, causes the formation of a specific agglutinin.

agglu'tinoid [G. *eidos*, resemblance.] An agglutinin which has lost its agglutinophore group while retaining its haptophore group; such substances can combine with bacteria or blood cells, but do not produce clumping.

agglutinophore (â-glu'tin-o-fôr) [G. *phorô*, I bear.] Noting the molecular group in the agglutinin which is the active agent in effecting agglutination.

agglu'togen. Agglutininogen.

agglutom'eter. An apparatus used to simplify the agglutination or Widal* test.

ag'gregate [L. *aggregare*, to assemble; from *ad*, to, + *gregus*, a flock.] 1. To unite or come together in a mass or cluster. 2. The total of independent units making up a mass or cluster.

ag'gregated. Collected together to form a total.

aggress'in [L. *aggressor*, an assailant.] A substance, assumed to be an endotoxin liberated in consequence of bacteriolysis, which represses the activity of the phagocytes, and so weakens the resisting power of the organism to infection.

AgI. Silver iodide.

aglaucopsia (â-glaw-kop'st-ah) [G. *a-* priv. + *glaukos*, bluish-green, + *opsis*, vision.] Green-blindness, inability to distinguish the color green.

aglobu'lia [G. *a-* priv. + L. *globulus*, globule.] Marked diminution of the red blood-cells, oligocythemia.

aglos'ia [G. *a-* priv. + *glôssa*, tongue.] Absence of the tongue.

aglossopsia [G. *a-* priv. + *glôssa*, tongue, + *stoma*, mouth.] A monster without a tongue, but with a (generally closed) mouth.

agmatol'ogy [G. *agmat*(*agmat*-), a fragment. + *-logia*.] The branch of surgery concerned especially with fractures.

ag'minate, ag'minated [L. *agmen*, a multitude.] Aggregate, agglomerate, collected together into clusters or masses. **a. glands**, Peyer's* patches in the intestines, as distinguished from the solitary glands.

ag'nail. 1. Hangnail. 2. Whitlow.

agna'thia [G. *a-* priv. + *gnathos*, jaw.] Absence of the lower jaw, usually with approximation of the ears, or otocephaly.

ag'nathous. Without lower jaw.

ag'nathy. Agnathia.

ag'nin, ag'nolin [L. *agnus*, lamb, + *oleum*, oil.] A prepared wool-fat similar to lanolin.

AgNO₃. Silver nitrate, lunar caustic.

agno'sia [G. ignorance; from *a-* priv. + *gnôsis*, knowledge.] Absence of the ability to recognize the form and nature of persons and things, or of the perceptive faculty.

ag'nus cas'tus [L. chaste lamb.] Chaste-tree, Abraham's balm, monk's pepper-tree, the fruit of *Vitex agnus-castus*, employed as an antispasmodic and aphrodisiac; a tincture from the fresh berries is used in homeopathic practice for impotence following gonorrhea, in doses of the third to sixth decimal potency.

Ag₂O. Silver oxide, argenti* oxidum (U.S. and Br.). **agomphi'asis** [G. *a-* priv. + *gomphios*, a molar tooth.] Looseness of the teeth.

agompholous (â-gom'fl-us). Without teeth, toothless.

ag'onai. Relating to the agony, or moment of death.

agoni'adin. A glucoside, C₁₆H₁₄O₄, obtained from the bark of *Plumeria lancifolia* and other species of *P.*; employed as a febrifuge in malaria in doses of gr. 2-4 (0.12-0.25).

ag'onist [G. *agôn*, a contest.] Noting a muscle in a state of contraction, with reference to its opposing muscle, or antagonist.

ag'ony [G. *agôn*, a struggle, trial.] 1. Intense pain or anguish of body or mind. 2. The act of dying. **a. clot, a. throm'bus**, a heart clot formed during the act of dying after prolonged heart failure.

agopyrine (â-go-pi'rên). Trade name of a mixture recommended in influenza, said to contain salipyrene and ammonium chloride.

agoraphobia [G. *agora*, market-place, + *phobos*, fear.] Dread of being in or crossing open spaces.

Ag₂PO₄. Silver phosphate.

agraffe (à-graf') [Fr. *agrafe*, a hook, clasp.] An appliance for clamping together the edges of a wound, used in lieu of sutures.

agrammatica (à-gram-at'l-kah). Agrammatism.

agrammatism [G. *agrammatos*, unlearned.] Loss, through cerebral disease, of the power to construct a grammatical or intelligible sentence; words are uttered, but not in proper sequence.

agranuloplastic (a-gran'u-lo-plas'tik) [G. *a-* priv. + *L. granulum*, granule, + *G. plastikos*, formative.] 1. Capable of forming non-granular cells. 2. Incapable of forming granular cells.

agraphia [G. *a-* priv. + *graphō*, I write.] Loss of the power of writing, due either to muscular incoordination (*motor a.*) or to an inability to phrase thought (*cerebral or mental a.*). *Acoustic a.* is acquired inability to write from dictation, *optic a.*, to copy. In *amnemonic a.* letters and words can be written, but not connected sentences; in *verbal a.* single letters can be written, but not words; in *absolute, atactic*, or *literal a.* not even unconnected letters can be written. *Musical a.* is the loss of power to write musical notation.

agraph'ic. Relating to or marked by agraphia.

ag'ria [G. *agrios*, wild.] 1. Herpes. 2. Any severe pustular eruption.

ag'rimony. The dried plant of *Agrimonia eupatoria*, a perennial herb of Europe and America; astringent and tonic in doses of 3½-1 (2.0-4.0); a fluidextract is used in corresponding doses.

ag'riothymia [G. *agrios*, wild, + *thymos*, wrath.] Wild, ferocious mania.

agroma'nia [G. *agros*, field, + *mania*, frenzy.] Intense and morbid desire to be in the open country, or to live in solitude.

agrop'ryum. (B.A.) Triticum (U.S.).

agryp'nia [G. *agrypnos*, sleepless.] Insomnia.

agrypnot'ic. Sleepless; marked by, or suffering from, insomnia.

Ag₂S. Silver sulphide, found in nature in association with lead sulphide, forming argentiferous galena.

AgSO₄. Silver sulphate.

Agua Azufrosa del Topo Chico, Mexico (ah'gwah ah-soo-fro'sah del to'po che'ko) [Sp. sulphurous water of the little mole.] Alkaline-saline-sulphurous waters, 41° C. Used by drinking and bathing in rheumatism, dysmenorrhea, nocturnal enuresis, phosphaturia, neuropathies, hepatic and splenic congestion, and skin diseases.

Agua de Vida Springs, California (ah'gwah da ve'dah) [Sp. water of life.] Alkaline-carbonated; alkaline-saline-sulphureted waters, 57.5° F. Recommended in certain forms of dyspepsia, renal congestion, and cystitis.

Agua Hedionda, Mexico (ah'gwah a-de-on'dah). Saline-sulphureted-carbonated waters, 78° F. Used for bathing, or may be taken internally in small doses, in rheumatism, hepatic, renal, and gastric disorders, paralysis, and cutaneous affections. October to February.

Aguas Calientes, California. [Sp. hot waters.] Alkaline-saline-sulphureted waters, 58° F. to 142° F. Used by drinking and bathing in rheumatism, tuberculous affections, syphilis, skin diseases, renal and hepatic congestion.

ague (a'gu) [Fr. *aigu*, acute.] 1. Malarial fever marked by chill, fever, and sweating. 2. A *a.*, intermittent supraorbital *neuralgic a.*, malaria complicating some *dumb a.*, subacute malaria with

irregular attacks of fever without chill. *face a.*, facial neuralgia.

a'gue-cake. The enlarged spleen of chronic malaria.

a'gue-drop. Fowler's solution.

a'gue-root. Aletris.

ag'urin. A white soluble powder, a mixture of sodium acetate and theobromine-sodium; diuretic in doses of gr. 5-15 (0.3-1.0).

Ah. Abbreviation for hypermetropic astigmatism.

Ahlfeld's sign (ahl'felt) [F. *Ahlfeld*, German obstetrician, *1843.] Irregular circumscribed contractions of the uterus occurring after the third month of pregnancy.

ahypnia, **ahypnosis** (ah-hip'n'i-ah, ah-hip-no'sis) [G. *a-* priv. + *hypnos*, sleep.] Insomnia.

aichmophobia (àk-mo-pho'bi-ah) [G. *aichmē*, a point, + *phobos*, fear.] Morbid fear of being touched by the finger or any slender pointed object.

ail (àl) [A.S. *eglan*, pain, distress.] To suffer, be indisposed, ill. 2. To trouble or distress with some pain or illness. 3. An illness or indisposition.

Allan'thus, **Allan'tus** [of Eastern derivation.] Tree of heaven; a genus of trees of the natural order *Simarubaceae*. The bark and leaves of *A. glandulosa* possess anthelmintic and purgative properties; dose of the fluidextract 10-30 (0.6-2.0), of the tincture 10-60 (0.6-4.0).

ailment (àl'ment). An indisposition; slight and usually chronic illness. *min'or a.*, a mild disorder or symptom, such as a headache, "cold," indigestion, etc.

ailourophobia, **ailurophobia** (a-loo-ro-fó'bi-ah) [G. *ailouros*, a cat, + *phobos*, fear.] An abnormal aversion to or fear of cats.

ainhum (in'yoom) [from an African (Nagos) word meaning to saw.] Spontaneous amputation of a toe by a constricting fibrous ring; it affects chiefly male negroes in the tropics.

alodine (a-i'o-din) [G. *a-* priv. + *iodine*.] Trade name of a preparation of the thyroid gland, containing a very small percentage of iodine; used for the same purposes as other thyroid extracts.

air [G. *aër*; L. *aer*.] The atmosphere, a simple non-chemical mixture of oxygen, 1 volume, and nitrogen, 4 volumes, with varying proportions of carbon dioxide, vapor of water, argon, ammonia, nitric acid, and organic matter. **complemen'tal a.**, the excess of air which may be drawn into the lungs by forced inspiration. **dephlogis'ticated a.**, air deprived of "phlogiston," or oxygen. **fixed a.**, carbon dioxide. **liquid a.**, air which, by means of intense cold and pressure, has been liquefied. **reserve' a.**, a. which usually remains in the lungs after an ordinary expiration, but which can be expelled with effort. **resid'ual a.**, that which fills the pulmonary vesicles and cannot be expelled by forced expiration. **supplemen'tal a.**, reserve a. **ti'dal a.**, that which enters and leaves the lungs during ordinary respiration.

air-cham'ber. Vacuum-chamber.

air-emb'bolism. Arrest of circulation in a vessel by a bubble of air or gas.

air-hunger (àr'hung'gur). Dyspnea characterized by deep labored respirations, such as occurs sometimes in acid intoxication.

ai'rol. Trade name for bismuth oxy-iodogallate, a greenish, tasteless, odorless powder, employed as an antiseptic and astringent in dressings, and also given internally as an astringent in doses of gr. 5-10 (0.3-0.6).

Ait'ken's operation [John Aitken, Edinburgh surgeon, †1790.] Double pelvicotomy in case of dystocia from a narrow pelvis.

Ait'ken's tonic pill [Sir William Aitken, Scotch physician, 1825-1892.] Contains the same ingredients as the *pilula metallorum* (N.F.) but in smaller dose; reduced iron gr. $\frac{3}{4}$ (0.045), quinine sulphate gr. 1 (0.06), strychnine and arsenic trioxide each gr. $\frac{1}{16}$ (0.0013); tonic.

Aix-la-Chapelle, Prussia (äks'lä-shä-pel'). Aachen. Alkaline-saline-sulphurous waters, 107° F. to 120° F. Used by drinking and bathing in rheumatism, gout, neuralgia, syphilis, cutaneous diseases, chronic nervous diseases, and paralysis. May 15 to September 15. Winter season, September 30 to March 31.

Aix-les-Bains, France (äks'lä-bän'). Sulphurous waters, 112° F. to 114° F. Used by drinking, bathing, and massage in rheumatism, gout, syphilis, uterine disorders, and throat diseases. April to November. Thermal establishment open all the year.

ajakol (aj'ä-kol). Trade name of a disinfectant preparation of pyrocatechin ethyl ether.

ajowan [East Indian.] The fruit of *Ptychotis coptica*, or *Carum copticum*, a plant of India, Persia, and Egypt; carminative in doses of gr. 10-30 (0.6-2.0); the source of *oleum ajowan* (B.A.).

akamushi disease (ak-kah-moo'shi diz-ëz') [Jap. aka, red, + mushi, bug.] Japanese* river fever.

akanthion. Acanthion.

akara'gia [G. a- priv. + kar, head, + algos, pain.] A proprietary remedy for migraine, consisting of an effervescent mixture of sodium salicylate, sodium sulphate, magnesium sulphate, lithium benzoate, and nux vomica, flavored with wintergreen.

akar'kine. Trade name for arsenic albuminate, applied locally in the treatment of cancer.

akatama (ah-kah-tah'mah) [a native word.] An endemic peripheral neuritis affecting the adult natives of West Central Africa; the chief symptoms are numbness, burning, and pricking of the surface, with erythema and occasionally swelling of the skin and excessive sweating; the symptoms are aggravated by cold and damp, but relieved by the application of dry heat; the cause is unknown.

akinesia (ä-kin-e'si-ah) [G. a- priv. + kinësis, movement.] 1. Absence or loss of the power of voluntary motion. 2. Immobility. 3. The postsystolic interval of rest of the heart. 4. A neurosis accompanied with parietic symptoms. **a. al'gers** [G. algos, pain], a condition marked by severe neuralgic pain of indeterminate origin which is excited by any movement.

akine'sic. Akinetic.

akine'sis. Akinesia.

akinet'ic. 1. Relating to or suffering from akinesia. 2. Amitotic.

AL Chemical symbol of aluminum.

ala, gen. and pl. *a'læ* (ah'(a')lah) [L. wing.] 1. Any wing-like or expanded structure. 2. Axilla. **a. al'ba**, white wing, a white area adjacent to the *a. cinerea*. **a. au'ris**, the auricle, or pinna of the ear. **a. cine'rea** [BNA], ashen or gray wing, trigonum vagi, a prominence in the fovea inferior of the floor of the fourth ventricle, below the trigonum hypoglossi, subjacent to which is the terminal nucleus of the ninth and tenth cranial nerves. **a. il'i**, ala ossis ilium [BNA], the upper flaring portion of the ilium. **a. lob'uli centra'lis**, the lateral wing-like projection of the central

lobule of the cerebellum. **a. mag'na**, the great wing of the sphenoid bone. **a. na'si**, the wing of the nostril; the outer more or less flaring wall of each nostril. **a. par'va**, the lesser wing of the sphenoid bone. **a. pon'tis**, one of two thin white bands crossing the anterior extremity of the pyramid just below the pons. **a. sacra'lis**, a broad flat projection on either side of the articular surface of the base of the sacrum. **a. vesperillo'nis**, bat's wing, ligamentum latum uteri. **a. vo'meris**, wing of the vomer; an everted lip on either side of the upper border of the vomer, between which fits the rostrum of the sphenoid bone.

ala'lia [G. a- priv. + lalia, talking.] Loss of the power of speech through paralysis or defect of the vocal organs.

alal'ic. Relating to or suffering from alalia.

alargine (al'an-jën). An alkaloid obtained from the bark, root, and leaves of *Alangium lamarckii*, a tree of India; it is a bitter tonic, antiperiodic, and, in large doses, emetic and cathartic.

al'anin. Alpha-aminopropionic acid, C₃H₇NO₂.

a. mer'cury, hydrargyri amidopropionas.

al'ant-cam'phor. A white steareptene obtained from elecampane.

al'antin. Inulin.

al'antol. Inulol, a yellowish liquid obtained by distillation from the root of *Inula hrlensium*, or elecampane; used internally as a substitute for turpentine in doses of $\mathfrak{m}\mathfrak{j}$ (0.01).

alar (a'lar) [L. ala, a wing.] 1. Relating to a wing, winged. 2. Axillary. **a. artery**, a small branch of the axillary supplying the tissues of the axilla. **a. cartilage**, the lower of the cartilages on each side of the nose. **a. lig'aments**, lateral expansions of the ligamentum mucosum of the knee-joint. **a. vein**, the vein accompanying the *a. artery*.

alas'trim. A disease prevalent in certain parts of Brazil; it resembles smallpox in many of its features but there is no secondary rise of temperature, the pustules are not umbilicated; fatal cases are practically unknown, and Jennerian vaccination confers but temporary immunity.

a'late. Winged.

al'ba [fem. of L. albus, white.] Substantia alba, the white substance of the brain.

albargin, **albagol** (al'bar-jin, al'bar-gol) [L. albus, white, + argentum, silver.] A trade name for silver gelatose, a combination of the nitrate salt and gelatose, a decomposition product of gelatin; a brown powder soluble in water and containing about 20 per cent. of silver nitrate; employed as an injection in gonorrhea in solutions of 1-1000.

albe'do [L. whiteness.] The light reflected from any surface. **a. ret'inæ**, edema of the retina.

Albee's operation (awl'be) [Fred. Houdlett Albee, New York surgeon, *1876.] For producing ankylosis of the hip; the upper surface of the head of the femur is sliced off and the corresponding point of the edge of the acetabulum is squared, so that the two freshened bony surfaces may rest in contact.

Al'bert's disease' [E. Albert, Vienna surgeon, 1841-1900.] Achillodynia. **A.'s operation**, excision of the articular ends of the tibia and femur to obtain ankylosis of the knee. **A.'s suture**, a modified Czerny suture, the first row of stitches passing through the entire thickness of the wall of the gut.

al'bicans. Corpus* albicans.

albidu'ria [L. albidus, whitish, + G. ouvon, urine.] Chyluria.

Albini's nod'ules (ahl-be'ne) [Guiseppe Albini, Italian physiologist, *1830.] Minute nodules on

the margins of the mitral and tricuspid valves of the heart, sometimes present in the newborn.

al'binism. Congenital leucoderma or absence of pigment in the skin and its appendages; it may be partial or complete.

albi'no [Pg. from *L. albus*, white.] A person with very little or no pigment in the skin, hair, or iris.

albi'noism. Albinism.

albocinereous (al-bo-sin-e're-us) [*L. albus*, white, + *cinereus*, ashen.] Relating to both the white and the gray matter of the brain or spinal cord.

albofer'rin [*L. albus*, white, + *ferrum*, iron.] A light brown tasteless powder, a compound of iron, 0.68, phosphorus, 0.324, and albumin, 90.14 per cent.; used as a chalybeate.

albolene (al'bo-lèn) [*L. albus*, white, + *oleum*, oil.] A white oily substance, resembling soft paraffin, prepared from petroleum; it is used as a base for ointments, and the fluid form, *liquid albolene*, as a base for remedies applied by spray to the mucous membranes.

albuginea (al-bu-jin'e-ah) [*L. albus*, white.] Resembling boiled white of egg; tunica* albuginea.

albugineotomy (al-bu-jin-e-ot'o-mi) [*G. tomé*, cutting.] Incision into any tunica albuginea.

albugineous. 1. Resembling boiled white of egg. 2. Relating to any tunica albuginea.

albuginitis (al-bu-jin-i'(e'tis). Inflammation of any tunica albuginea.

albu'go [*L.* whiteness.] Leucoma, a white corneal opacity.

albumac'tin. Trade name of a soluble lactalbumin, in the form of a fine powder containing 5.22 per cent. of salts and 12.71 per cent. of nitrogen, employed in the modification of cow's milk for infant feeding.

albu'men [*L.* the white of egg.] 1. White of egg, egg-albumin, ovalbumin. 2. Albumin.

albumin'etry. Albuminimetry.

albu'min [*L. albumen*, the coagulated white of egg.] A simple protein widely distributed throughout the tissues and fluids of plants and animals; it is soluble in pure water, precipitable from a solution by mineral acids, and coagulable by heat in acid or neutral solution. Varieties of a. are found in blood, milk, and muscle. **acid a.**, see under *acid*. **a. soap**, soap* albumin. **alkali a.**, see under *alkali*. **derived a.**, an a. formed from native a. by the action of weak acids or alkalies; albuminate; albumose; metaprotein. **egg-a.**, ovalbumin, albumen.* **na'tive a.**, a protein existing in its natural state in the body; it is soluble in water and not precipitated by dilute acids; the two principal forms are serum-albumin and egg-albumin. **se'rum-a.**, a form of a. present in the blood plasma and in serous fluids. **soap a.**, see under *soap*.

albuminate (al-bu'min-ät). Derived albumin, metaprotein, a product of the hydrolysis of albumin and globulin.

albu'minatur'ia. The presence of albuminates in the urine when voided.

albuminif'erous [*L. albumen*, albumin, + *ferre*, to bear.] Producing albumin.

albuminim'eter [*L. albumen*, albumin, + *G. metron*, measure.] Albuminometer, an apparatus for determining the quantity of albumin in the urine or other fluids.

albuminim'etry. The determination of the amount of albumin present in solution in any fluid.

albuminif'erous [*L. albumen*, albumin, + *parere*, to bring forth.] Albuminiferous.

albu'minoid [*L. albumen*, albumin, + *G. eidos*, resemblance.] 1. Resembling albumin. 2. Any

protein. 3. Scleroprotein, glutinoid, a simple protein present in horny and cartilaginous tissues; it is insoluble in neutral solvents; keratin, gelatin, elastin, and collagen are albuminoids.

albuminom'etry. Albuminimetry.

albu'minone. Albumone.

albuminoreaction (al-bu'mi-no-re-ak'shun). The presence (positive reaction) or absence (negative reaction) of albumin in the sputum, the positive reaction indicating an inflammatory process in the lungs.

albuminorrhe'a, albuminorrhœ'a [*L. albumen*, albumin, + *G. rhoia*, a flow.] Albuminuria.

albuminose (al-bu'mi-nöz). 1. Albuminous. 2. Albumose.

albumino'sis. A condition characterized by an abnormal increase in the albuminous constituents of the blood plasma.

albu'minous. Relating in any way to albumin; containing or consisting of albumin.

albu'minure'tic [*L. albumen*, albumin, + *G. ourêtikos*, causing a flow of urine.] 1. Causing albuminuria. 2. Albuminuric.

albuminu'ria [*L. albumen*, albumin, + *G. onron*, urine.] The presence of albumin in the urine as voided. **acciden'tal a.**, temporary a. due to some accidental and not lasting irritation of one or both kidneys. **adole'scent a.**, functional a. occurring at about the time of puberty; it is usually cyclic or orthostatic a. **adventi'tious a.**, a. due to the presence of blood escaping somewhere in the urinary tract, of chyle, or of some other albuminous fluid, not caused by filtration of albumin from the blood through the kidneys. **collig'uative a.**, an a. which is excessive in degree. **cyclic a.**, a functional a. appearing intermittently in cycles of twelve to thirty-six hours' duration. **dietet'ic a.**, the discharge of albumin in the urine following the ingestion of certain foods. **false a.**, adventitious a. **feb'ile a.**, a. occurring during the course of a fever. **func'tional a.**, a. occurring without disease of the kidneys or evident lesions elsewhere. **hematog'enous a.**, **he'mic a.**, a. occurring in anemia, syphilis, various intoxications, and other states marked by profound blood changes. **intermitt'ent a.**, cyclic a. **in'trin'sic a.**, true a., a. occurring in disease of the kidneys. **lordot'ic a.**, orthostatic a.; this term was suggested in the theory that the a. is due to pressure from lordosis in the lumbar spine. **neurot'ic a.**, a. associated with epilepsy or other convulsions, central hemorrhage or other trauma, and occasionally exophthalmic goiter and various neuroses. **orthostat'ic a.**, a condition characterized by the appearance of albumin in the urine when the patient is in the erect posture and its disappearance when he is recumbent. **pal'patory a.**, an a., sometimes lasting several hours, produced in healthy individuals by bimanual palpitation of the kidneys. **paroxy'smal a.**, cyclic a. **physiolog'ical a.**, (1) the presence of slight traces of nuclealbumin in normal urine; (2) functional a. **pos'tural a.**, orthostatic a. **se'rous a.**, a. due to the escape of albumin from the blood through the kidneys. **true a.**, (1) intrinsic a.; (2) serous a.

albuminu'ric. Relating to or suffering from albuminuria.

al'bumoid. A protein found in cartilage; it is insoluble in neutral solutions and nearly so in acid and alkaline solutions.

albu'mone. A non-coagulable protein contained in blood serum; by some it is regarded as an artificial product formed from the globulins when heat is employed to separate the coagulable proteins.

albu'moscope [L. *albumen*, albumin, + G. *skopeō*, I view.] A specially mounted graduated glass tube, used in determining the presence and the approximate amount of albumin in the urine or other fluid; the operation consists in bringing the fluid and nitric acid in contact without mixing them.

albumose (al'bu-mōz). A derived albumin, formed during the digestion of a protein, and converted on further digestion into peptone; it is very soluble and is not coagulable by heat.

albumose'mia [albumose + G. *haima*, blood.] The presence of albumose in the blood.

albumosu'ria. The excretion of albumose in the urine. **myelopath'ic a.**, Kahler's* disease.

Al'burgh Springs, Vermont. Saline-ferruginous-sulphureted waters. Two springs.

albur'num [L.] The sapwood of an exogenous tree, between the heart-wood and the bark.

Al'kali. Alkali.

Al'caloid. Alkaloid.

alcarnose (al-kar'nōz). A mixture of albumose and maltose, a concentrated predigested food.

alcar'sin [alc(ohol) + ars(enic).] Alkarsin, Cadet's fuming liquid, cacodyl oxide, $\text{As}(\text{CH}_3)_2\text{O}$.

Al'cock's canal' [Thomas Alcock, English anatomist, 1784-1833.] A space in the outer fascial wall of the ischiorectal fossa about an inch and a half above the lower margin of the tuberosity of the ischium; it contains the internal pudic artery and veins and the terminal parts of the pudic nerve.

al'cohol [Ar. *al*, the, + *koh'l*, fine antimonial powder, the term being applied first to a fine powder, then to anything impalpable—spirit.] 1. One of a series of organic chemical compounds in which the hydrogen (H) in a hydrocarbon is replaced by hydroxyl (OH); the hydroxide of a hydrocarbon radical, reacting with acids to form esters, as a metallic hydroxide reacts to form salts. 2. Any beverage containing ethyl alcohol. 3. (U.S.) A liquid containing 92.3 per cent. by weight (94.9 per cent. by volume) of absolute ethyl hydroxide; the equivalent of the B.P., called spiritus rectificatus, contains 85.65 per cent. by weight (90 per cent. by volume) of absolute ethyl hydroxide. **a. absolu'tum** (U.S. and Br.), absolute alcohol, ethyl hydroxide containing not more than 1 per cent. by weight of water. **a. ammonia'tum**, ammoniated alcohol, spiritus* ammoniz. **a. amyli'cum** (Br.) amyl or amylic a., prepared by purifying fusel oil, collecting that part which distills between 257° and 289° F. (125°-143° C.). **a. denatura'tum**, denatured alcohol, methylated spirit; ethyl alcohol which has been made undrinkable by the addition of one-ninth of its volume of methyl alcohol and a small quantity of benzine or the pyridine bases; according to an act of the Congress of the United States, a. so treated is not subject to the internal-revenue tax. **a. dilu'tum** (U.S. and Br.), dilute alcohol, contains 41.5 per cent. by weight (48.6 per cent. by volume) of absolute alcohol or ethyl hydroxide; the B.P. has four dilutions, containing respectively 70, 60, 45, and 20 per cent. by volume of ethyl hydroxide. **amyl' or amyli'c a.**, amylicum. **anhy'drous a.**, absolutely pure a., containing no water. **denna'tured a.**, a. denaturatum. **diatom'ic or dihy'dric a.**, one containing two atom groups (OH), or having a bivalent radical. **ethyl' a.**, ethyl hydroxide, grain alcohol, the alcohol of wine, whiskey, and other spirituous beverages. **grain a.**, ethyl a. **homeopath'ic a.**, ethyl a. of 87 per cent. strength, used in making attenuations. **meth'yl or methyl'ic a.**, wood alcohol, pyroxylic spirit, obtained by the destructive distillation of wood; it

is poisonous, and often causes blindness. **mono-atom'ic or monohy'dric a.**, one containing but one atom group (OH), or having a univalent radical. **pri'mary a.**, an alcohol characterized by the univalent atom group (CH_2OH) or methoxyl. **salicyli'c a.**, diathesis. **sec'ondary a.**, an alcohol characterized by the bivalent atom group (CHOH). **ter'tiary a.**, an alcohol characterized by the trivalent atom group (COH). **ter'tiary amyl' a.**, amylene hydrate. **triatom'ic or trihy'dric a.**, one containing three atom groups (OH), or having a trivalent radical. **wood a.**, methyl a.

alcoholase (al'ko-hol-az). A ferment converting lactic acid into alcohol.

al'coholate. 1. A tincture or other preparation containing alcohol. 2. A chemical compound in which an atom of hydrogen in alcohol is replaced by an atom of an alkaline metal.

alcohol'ic. 1. Relating to, containing, or produced by alcohol. 2. A person addicted to the use of alcoholic beverages in excess.

al'coholism. Poisoning with alcohol. **acute' a.**, intoxication, drunkenness, a temporary mental disturbance with muscular incoordination and paresis, induced by the ingestion of alcoholic beverages in poisonous amount. **chron'ic a.**, a pathological condition, affecting chiefly the nervous and gastroenteric systems, caused by the habitual use of alcoholic beverages in poisonous amount.

al'coholist. Alcoholic (2).

al'coholize. 1. To impregnate with alcohol 2. To convert into alcohol.

alcoholoma'nia. 1. A morbid craving for alcoholic beverages. 2. Delirium tremens.

alcoholom'eter [G. *metron*, measure.] An apparatus for determining the quantity of alcohol in a fluid. **alcre'sol**. Trade name for a solution of cresylic acid, employed as an antiseptic.

aldehydase (al'de-hi-dāz). An oxidizing ferment which converts an aldehyde into an acid.

aldehyde, aldehydum (al'de-hid, al-de-hi'dum) [al(cohol) + L. *de*, from, + *hyd(rogen)*]; alcohol deprived of hydrogen.] 1. A chemical body intermediate between an acid and an alcohol, containing less oxygen than the former and less hydrogen than the latter. 2. Acetaldehyde, acetic aldehyde, ethaldehyde, a colorless liquid of irritating odor; it is polymerized into paraldehyde* in the presence of sulphuric acid. **acetic a.**, aldehyde (2). **cinnam'ic a.**, cinnaldehydum. **formic a.**, formaldehyde. **meth'yl a.**, formalin. **paraform'ic a.**, paraform.

alder (awl'der). A tree or shrub of the genus *Alnus*. The name is given also to plants of other and entirely dissimilar genera. **black a.**, *Rhamnus frangula*.

al'dol. Beta-oxybutyric aldehyde, a thick liquid soluble in 2 parts of water, possessing hypnotic properties.

aldose (al'dōz). A carbohydrate containing the characterizing group of the aldehydes (CHO).

alecithal (al-es'ith-al) [G. *a-* priv. + *lekithos*, yolk.] Without yolk, noting ova, if such exist, in which there is no deutoplasm; in general, noting the mammalian ovum in which there is no distinct yolk.

alem'broth. A double chloride of mercury and ammonia, sometimes employed as an antiseptic in surgical dressings.

Alep'po boil or e'vil [Aleppo, a vilayet, and its capital in Asiatic Turkey.] Oriental boil.*

Alet, France (ā-la'). Alkaline, carbonated waters, 64° F. to 102° F. Used in anemia, dyspepsia.

intestinal disorders, pregnancy, and debility. June 1 to September 30. Thermal establishment, all the year.

aletoocyte (al-e'to-sit) [G. *altēs*, a wanderer, + *kytos*, cell.] A wandering cell.

al'et'rin. A dark brown bitter powder, a concentration product obtained from the root of *Aletris* farinosa*; dose, gr. 1-3 (0.06-0.3).

al'et'ris [G. a grinder of corn.] The dried rhizome and roots of *Aletris farinosa*, ague-root, crow-corn, star-grass; an herb of the eastern United States; a simple bitter, said to be a uterine tonic, diuretic, and antirheumatic, in doses of gr. 8-15 (0.5-1.0).

aleucemia, aleucæmia (ä-lu-se'mf-ah) [G. *a-* priv. + *leukos*, white, + *haima*, blood.] 1. A condition marked by leucocytosis or leucopenia. 2. A disease presenting the organ changes of leucemia but without leucocytosis; myelomatosis.* Also written *aleuchamia, aleukamia, aleukemia*.

aleuce'mic. 1. Marked by aleucemia. 2. Not associated with or characterized by leucemia, noting an early stage of Hodgkin's disease when the local symptoms are present, but the blood changes have not yet set in.

aleuchæmia (ä-lu-ke'mf-ah). Aleucemia.

aleucocytic (al-u-ko-si'tik). Marked by an absence of leucocytosis or by leucopenia.

aleucocytosis (ä-lu-ko-si-to'sis) [G. *a-* priv. + *leukos*, white, + *kytos*, cell.] Leucopenia, a diminution, relative or absolute, in the number of white blood-cells.

aleukæmia, aleukemia (ä-lu-ke'mf-ah). Aleucemia.

aleuronate (ä-lu'ro-nät) [G. *aleuron*, flour.] A flour said to consist largely of vegetable albumin with a very small proportion of starch, used to make bread for diabetics.

Alexan'der's opera'tion. Alexander-Adams operation.

Alexan'der-Ad'ams opera'tion [William Alexander, Liverpool surgeon, contemporary; James A. Adams, Glasgow.] Alexander's operation. Alquié's operation; shortening of the round ligaments of the uterus and suture of their ends to the external abdominal ring.

Alexandersbad, Germany (ah-lek-sahn'ders-baht). Chalybeate waters. Cold. Used by drinking and bathing in anemia, chlorosis, incipient phthisis, nervous diseases, and women's diseases. May 15 to October 1.

alexeteric (ä-lek-se-ter'ik) [G. *alexēterios*, able to defend.] Protective, defensive, in reference especially to infectious diseases; antidotal.

alex'ia [G. *a-* priv. + *lexis*, a word or phrase.] Loss of the power to grasp the meaning of written or printed words and sentences; word-blindness; called also *optical*, *sensory*, or *visual a.* in distinction to *motor a.* (aphemia or anarthria), in which there is loss of the power to read aloud although the significance of what is written or printed is understood. *Musical a.*, or music-blindness, is loss of the power to read musical notation.

alex'in [G. *alexō*, I ward off.] Complement, a labile substance, present in both normal and immune serum, possessing bactericidal and hemolytic properties when combined with immune body; the alexin in normal serum is sometimes called *sosin*, that in specific or immune serum, *phylaxin*.

alex'ine. A French proprietary remedy, said to contain chiefly phosphoric acid.

alexipyretic (ä-lek'si-pi-ret'ik) [G. *alexō*, I ward off, + *pyretos*, fever.] Febrifuge.

Alexisbad, Germany (ah-lek'sis-baht). Chalybeate waters; three springs. Used in diabetes, anemia,

nervous disorders and women's diseases. May 20 to September 20.

alexocyte (ä-lek'so-sit) [alexin + G. *kytos*, cell.] A leucocyte which is assumed to secrete alexin or complement.

Al'gæ [pl. of L. *alga*, seaweed.] A division of cellular cryptogamous plants, including the seaweeds.

alganesthesia, alganæsthesia (al-gan-es-the'si-ah) [G. *algos*, pain, + *an-* priv. + *aisthēsis*, sensation.] Analgesia.

al'garoth [after the inventor, V. *Algarotti*, Italian chemist, 1712-1764.] Oxychloride of antimony, formerly employed as an emetic.

algesia, algesia (al-je'si-ah, al-je'sis) [G. *algēsis*, a sense of pain.] Hyperesthesia.

alg'e'ic. Painful, hyperesthetic.

algēsichronometer (al-je'si-kro-nom'e-tur) [G. *algēsis*, sense of pain, + *chronos*, time, + *metron*, measure.] An instrument for recording the time required for the perception of a painful stimulus.

algēsimeter, algēsiometer (al-je-sim'e-tur, al-je-si-om'e-tur) [G. *algēsis*, sense of pain, + *metron*, measure.] An instrument for measuring the degree of sensitiveness of the skin to a painful stimulus.

algesthesia (al-je-the'si-ah) [G. *algos*, pain, + *aisthēsis*, sensation.] Hyperesthesia.

algetic. Painful.

algid (al'jid) [L. *algidus*, cold.] Chilly, cold. **a. stage**, a stage in certain diseases, notably in cholera, in which the skin is cold and cyanotic.

algiomo'tor [G. *algēinos*, painful.] Causing painful muscular contractions.

algiomus'cular [G. *algēinos*, painful.] Algiomotor.

algiovas'cular. Algovascular.

allogen'e'is [G. *algos*, pain, + *genesis*, production.] The production or origin of pain.

allogen'ic. Causing pain.

alogag'nia [G. *algos*, pain, + *lagnēia*, lust.] A form of sexual perversion in which the infliction or the experiencing of pain increases the pleasure of the sexual act or causes sexual pleasure independent of the act. **ac'tive a.**, sadism. **pas'sive a.**, masochism.

algom'eter [G. *algos*, pain, + *metron*, measure.] An instrument for measuring the degree of sensitiveness to pain; algēsimeter.

algot'hilly (al-got'i-li) [G. *algos*, pain, + *philia*, love.] 1. Pleasure experienced in the thought of pain or in the infliction of pain upon others or the suffering it oneself. 2. Algotagnia.

alogoph'o'bia [G. *algos*, pain, + *phobos*, fear.] Abnormal fear of or sensitiveness to pain; odynephobia.

algot'sychalia (al-go-si-ka'll-ah) [G. *algos*, pain, + *psychē*, mind.] Psychalgia.

al'gor [L. coldness.] Cold or the sensation of cold; a chill.

algos'copy [L. *algor*, cold, + G. *skopeō*, I view.] Cryoscopy.

algotvas'cular [G. *algos*, pain.] Relating to changes in the lumen of the blood-vessels taking place under the influence of pain.

Alham'bra Springs, Montana. Alkaline-chalybeate-calcic waters, 90° F. to 134° F.; twenty-two springs. Used by drinking and bathing in rheumatism, constipation, and renal disorders.

Alhuelican Spring, Mexico (ahl-wa-le-kahn'). Alkaline-saline-carbonated waters. Used in cholelithiasis.

Alibert's che'loid or chelo'ma (al-e-ber') [Jean Louis Alibert, French physician, 1766-1837.] Cheloid. **A's disease**, (1) scleroderma; (2) mycosis fungoides.

alible (al'i-bl) [L. *alibilis*, nutritive.] Capable of nourishing, nutritive, nutritious.

alicyclic (al-i-si'klik). In chemistry, having the properties of both open-chain (aliphatic) and closed-chain (cyclic) compounds.

alienation [L. *alienare*, to make strange.] Insanity.

alienist. One who treats the insane; a specialist in mental diseases.

aliform [L. *ala*, wing, + *forma*, shape.] Wing-shaped, resembling a wing, pterygoid.

aliment [L. *alere*, to nourish.] Food, that which supplies nourishment, nutriment.

alimentary [L. *alimentum*, nourishment.] Relating to food or nutrition.

alimenta'tion. 1. Nourishment, food. 2. Providing nourishment, feeding.

alimenter's therapy [L. *alimentum*, nourishment, + G. *therapia*, healing.] Dietotherapy, bromotherapy, dietetic treatment.

alinasal (al-i-na'sal) [L. *ala*, wing, + *nasus*, nose.] Relating to the *alae nasi*, or flaring portions of the nostrils.

alinement (al-in'ment). 1. The act of bringing into line. 2. In dentistry, the line along which the teeth are adjusted.

alinjection [al(cokoh) + injection.] The injection of alcohol for hardening and preserving pathological and histological specimens.

aliphatic [G. *aliphar*(*aliphat*-), fat, oil.] 1. Fatty. 2. Noting the open-chain* compounds, most of which belong to the fatty series.

Alisma'ceae [G. *alisma*, plantain.] An order of aquatic plants, some of which have edible tubers.

alipheroid [L. *ala*, wing, + *sphenoid*.] Relating to the greater wing of the sphenoid bone. **a. car'tilage**, the cartilage in the embryo from which the greater wing of the sphenoid bone is developed.

alix'arin. A red dye formerly obtained from madder, now made synthetically from anthracene, a coal-tar product; it is an acid stain.

alkalescence (al-kal-es'ens). 1. A slight alkalinity. 2. The process of becoming alkaline.

alkales'cent. Slightly alkaline; becoming alkaline.

alkali [Ar. *al*, the, + *qaliy*, soda-ash.] A strongly basic substance, alkaline in reaction, and capable of saponifying fats. **a. albu'min**, a derived albumin formed by the action of a weak alkali on native albumin; it is not coagulable by heat and is precipitated when the solution is carefully neutralized. **a. poi'soning**, milk sickness in cattle; trembles; slows. **car'bonated a.**, one of the carbonates of potassium or sodium. **caus'tic a.**, potassium or sodium hydrate, or hydroxide. **fixed a.**, lithium, potassium, or sodium hydroxide, as distinguished from ammonium hydroxide, or volatile **a. veg'etable a.**, (1) alkaloid; (2) a mixture of potassium hydrate and potassium carbonate. **vol'atile a.**, ammonium hydroxide (ammonia) or ammonium carbonate.

alkalimeter [alkali + G. *metron*, measure.] An instrument for determining the degree of alkalinity of any mixture.

alkalimetry. The determination of the degree of alkalinity of a mixture.

alkaline (al'kal-in). Relating to an alkali; having the reaction of an alkali. **a. earths**, the hydroxides of barium, calcium, magnesium, and strontium. **a. reac'tion**, the turning blue of red litmus paper.

alkalinity. The condition of being alkaline.

alkalinize. To render alkaline.

alka'uria. The passage of urine of an alkaline reaction.

alkalith'ia. Trade name of an effervescent mixture containing lithium; employed in rheumatic and gouty conditions.

alkal'izate. Alkalinize.

alkaliza'tion. The process of rendering alkaline.

alk'alize. Alkalinize.

alk'aloid [alkali + G. *eidos*, resemblance, in allusion to the basic or alkaline property of these substances.] A basic substance found in the leaves, bark, seeds, and other parts of plants, usually constituting the active principle of the crude drug. A substance of similar nature formed in animal tissues. Alkaloids are usually bitter in taste and alkaline in reaction and unite with acids to form salts. According to the usage of the U.S. and Br. Pharmacopeias, the name of an alkaloid terminates in *-ina* [L.] or *-ine* [E.], thereby distinguishing it from a glucoside, the termination of which is *-inum* [L.] or *-in* [E.]. **cadav'eric a.**, ptomaine. **excremen'tious a.**, leucomaine. **fixed a.**, a solid, usually crystalline **a.**, containing the elements C, H, N, and O, and not volatile. **putre'fac'tive a.**, ptomaine. **tis'sue a.**, leucomaine. **vol'atile a.**, a liquid **a.** containing the elements C, H, and N, and volatile without decomposition; conine and nicotine are volatile alkaloids.

alkalom'etry [alkaloid + G. *metron*, measure.] Dosimetry, dosimetric* system.

alkalo'sis. A condition in which there is an excessive alkalinity of the fluids of the body.

alk'kanet. The root of an herb, *Alkanna*, or *Anchusa tinctoria*, which yields a red dye.

alk'kanin. The red dye from alkanet. **a. pa'per**, Boettger's test paper, anchusin paper; filter paper dipped in a 3 per cent. alcoholic solution of alkanin and dried; alkalies turn it blue or green, acids red.

alkap'ton [alkali + G. *hapto*, I seize.] Homogentisinic acid, a yellowish red substance sometimes present in the urine and giving it a reddish color; believed to be a derivative of tyrosin.

alkaptonu'ria. The presence of alkapton in the urine; it occurs often over large periods of time or recurs at irregular intervals, and is sometimes associated with ochronosis.

alkar'sin. Alcarsin.

alkasal (al'ka-sal). Aluminum and potassium salicylate, an antiseptic and antirheumatic.

alkre'sol. Alcresol.

alk'yl [alcohol + G. *hylō*, stuff.] A general term for the alcohol radicals.

allachesthesia, **allachesthesia** (al'ā-kes-the'si-ah) [G. *allachē*, elsewhere, + *aisthēsis*, sensation.] A condition in which a sensation is referred to a point other than that to which the stimulus is applied.

allæsthe'sia. Allesthesia.

allantiasis (al-an-ti'a-sis) [G. *allas*(*allant-*), sausage.] Botulism; sausage-poisoning.

allantochorion (al-lan-to-ko'ri-on). Fusion of the allantois and chorion to form one structure.

allanto'ic. Relating to the allantois.

allan'toid [G. *allas*(*allant-*), sausage, + *eidos*, appearance.] 1. Sausage-shaped. 2. Allantois. 3. Relating to the allantois. **a. mem'brane**, allantois.

allantoidean (al-an-to-id'e-an). One of the higher vertebrates, the embryo of which has an allantois.

allantoidoangiopagous (al-an'toy-do-an-jī-op'a-gus). Omphaloangiopagous.

allan'toin. A nitrogenous crystalline substance, C₄H₇N₃O₃, present in the allantoic fluid, the urine of the fetus, and elsewhere; it is also the active principle of symphytum, or comfrey.

allantois (al-an'tois) [G. *allas*(*allant-*), sausage, +

- idos*, appearance.] A fetal membrane developing from the hindgut; internally it enters into the formation of the bladder, externally it contributes to the formation of the umbilical cord and placenta.
- allantotox'icon** [G. *allas* (*allant-*), sausage, + *toxicon*, (arrow)poison.] A poisonous ptomaine formed in decomposing sausage.
- Allegha'ny Springs**, Virginia. Sulphated-magnesian-saline waters, 56° F. Used in nervous affections, hepatic and renal diseases, constipation, anemia, chlorosis, and general debility.
- all'eomorph** [G. *allōn*, reciprocally, + *morphē*, shape.] In Mendelian heredity, one of a pair of characters which are alternative in their inheritance, segregating from each other in the formation of the germ-cells of an individual containing both.
- allelomorph'ic**. Noting the characters (in Mendelian heredity) which become segregated or separate from each other; see *allelomorph*.
- allelomorphism** (al'e-io-mor'fiz'm). The transmission by heredity of allelomorph characters.
- Allen Springs**, California. Alkaline-saline-ferruginous-carbonated waters. Used by drinking and bathing in hepatic and renal affections, dyspepsia, constipation, and chronic malaria.
- allergen** (al'ur-jen) [*allergy* + G. *gennao*, I produce.] A hypothetical toxic substance in tuberculin, vaccine virus, and other infectious material, upon the union of which with ergin the phenomenon of allergy depends.
- allergenic** (al'er-jen'ik). Anaphylactogenic.
- allergia**, **allergy** (al-ur'ji-ah, al-ur'ji) [G. *allos*, other, + (*en*)*ergia*, from *ergon*, work.] An acquired immunity, associated with anaphylaxis in which reinoculation causes a renewal of the same infection, but in a manner different from that of the reaction to the primary infection. A clinical change in the capacity of the organism to react to an infection or intoxication, following a primary infection; it may be in the direction of immunity or of increased susceptibility.
- all'ergin**. A term proposed by Anderson to denote an antibody characteristic of anaphylaxis, specific for its antigen, and thought to be the essential agent in the passive transference of anaphylaxis.
- all'esthesia**, **all'esthesia** (al-es-the'zi-ah) [G. *allos*, other, + *aisthēsis*, sensation.] A form of allachesthesia in which the sensation of a stimulus in one limb is referred to the opposite limb; allochiria.
- Allevard**, France (al-var'). Sulphureted-carbonated waters; cold. Used in rheumatism, cutaneous diseases, catarrhal conditions, and diseases of women. June 1 to September 30.
- allaceous** (al-l-a'se-us) [L. *allium*, garlic.] Relating to, or having the odor or taste of, garlic or onion.
- Al'ingham's opera'tion** [Herbert William Allingham, English surgeon, contemporary.] Colotomy through an incision parallel to and just above Poupart's ligament.
- Al'ingham's opera'tion** [William Allingham, English surgeon, 1830-1908.] Exsection of the rectum through an incision in the perineum alongside the anus extending back to the coccyx. A's ul'cer, fissure of the anus.
- Al'lis's inha'ler** [Oscar H. Allis, Philadelphia surgeon, contemporary.] An apparatus for giving ether by inhalation to induce general anesthesia. A's sign, in fracture of the neck of the femur, the trochanter rides up relaxing the fascia lata so that the finger can be sunk deeply between the great trochanter and the iliac crest.
- allitera'tion** [L. *ad*, to, + *littera*, letter.] The frequent employment of words having the same initial sound, occasionally noted as a form of dysphrasia.
- Al'lum** [L. *garlic*.] A genus of plants of the natural order *Liliaceae*; among the species are *A. cepa*, onion, *A. sativum*, garlic, *A. porrum*, leek, and *A. schenoprasum*, chives.
- allochiral** (al-ok'i-ral). Relating to or suffering from allochiria.
- allochiria**, **allocheiria** (al'o-ki'ri-ah) [G. *allos*, other, + *cheir*, hand.] A form of dyschiria in which a stimulus applied to one side of the body is referred to the opposite side; allesthesia.
- allochroic** (al-o-kro'ik) [G. *allochroos*, changed in color.] Changed or changeable in color; relating to allochromism.
- allochromism** (al-ok'ro-izm) [G. *allos*, other, + *chroma*, color.] A change or changeableness in color.
- allochromasia** (al-o-kro-ma'si-ah) [G. *allos*, other, + *chroma*, color.] Change of color of the skin or hair.
- all'esthe'sia**, **all'esthe'sia**. Allesthesia.
- allog'am'y** [G. *allos*, other, + *gamos*, marriage.] The fertilization of the ova of one individual by the spermatozoa of another, or, in plants, of the ovules by pollen from another flower or the flowers of another individual; cross-fertilization; the opposite of autogamy.
- allola'lia** [G. *allos*, other, + *lalia*, talking.] Any speech defect, especially one due to disease affecting the speech center.
- allomorphism** (al-o-mor'fiz'm) [G. *allos*, other, + *morphē*, form.] A change of shape in cells due to mechanical causes, such as flattening from pressure, or to progressive metaplasia, such as the change of cells of the bile-ducts into liver-cells.
- allopath** (al'o-path). 1. One who practises medicine according to the system of allopathy. 2. Erroneously, a physician of the rational or regular school, as distinguished from eclectic or homeopathic practitioners.
- allopath'ic**. Relating to allopathy.
- allopathist**. Allopath.
- allopath'y** [G. *allos*, other, + *pathos*, suffering.] 1. A system of therapeutics in which disease is treated by exciting a morbid process of another kind or in another part—a method of substitution. When, in former times, an injection of strong solution of nitrate of silver was given in beginning gonorrhea in order to excite a substitutive, non-specific, inflammation, the gonococcus being unknown, the principle was one of allopathy. 2. Erroneously, the rational or regular practice of medicine, as distinguished from particular schools, such as homeopathy or eclecticism.
- alloplasia** (al-o-pla'zi-ah) [G. *allos*, other, + *plasis*, a moulding.] The replacing of normally dominant cell-forms in an organ or tissue by other cell-forms normally latent in such tissue, such as the presence of squamous epithelium in the bladder or of gastric mucosa in the esophagus; heteroplasia, dysplasia.
- allorhythmia** (al-ō-rith'mi-ah) [G. *allos*, other, + *rhythmos*, rhythm.] Irregularity in the cardiac rhythm.
- allorhyth'mic**. Irregular in rhythm, noting especially the pulse or cardiac action.
- allosome** (al'o-sōm) [G. *allos*, other, + *sōma*, body.] Heterochromosome, heterotypical chromosome, one of the chromosomes differing in appearance or behavior from the ordinary chromosomes, or autosomes, and sometimes unequally distributed among the germ-cells; paired a., diplosome. Unpaired a., monosome, accessory chromosome. *
- allotox'in** [G. *allos*, other.] An antitoxin or other

substance formed in the blood or tissues, which checks the injurious action of a toxin.

allotriodontia (al-ot-ri-o-don'sh'-ah) [G. *allotrios*, foreign, + *odont*(-), tooth.] The growth of a tooth in some abnormal location.

allotriogenesia (al-ot-ri-o-jūs'ti-ah) [G. *allotrios*, foreign, + *gēsis*, taste.] Perverted taste, one for innutritious and unusual objects, such as earth.

allotriophagy [G. *allotrios*, foreign to the purpose, + *phagō*, I eat.] The habit of eating unusual, innutritious, or injurious substances, dirt-eating, for example.

allotrope (al'o-trōp). A substance in one of the allotropic forms which the element may assume.

allotrophic [G. *allos*, other, + *trophē*, nourishment.] Having an altered nutritive value.

allotrop'ic. Relating to allotropy.

allotropism. Allotropy.

✓ **allotropy** [G. *allos*, other, + *tropos*, manner, way.]

The existence of certain elements, such as phosphorus and carbon, in several different forms with unlike physical properties.

Allouez Mineral Springs, Wisconsin. Alkaline-saline-calcic waters, 46° F. Used for drinking in diabetes, Bright's disease, gastric and hepatic disorders, rheumatism, gout, and vesical calculi.

alloxan. An oxidation product of uric acid, $C_4H_4N_2O_4$.

alloxantin. A derivative of alloxan, formed in the presence of reducing agents.

alloxur bases or **bodies** [*allox(an)* + *ur(ea)*.] Xanthin' bases.

alloxuremia (al-ok-su-re'mi-ah) [*alloxur* + G. *haima*, blood.] The presence of alloxur bases in the blood.

alloxuria. The presence of alloxur bodies in the urine.

alloy [P. *alloyer* from L. *alligare*, to combine.] A substance composed of a mixture of two or more metals.

allspice (awl'spī). Pimento, the fruit of *Eugenia pimenta*, a West Indian tree.

allyl [L. *allium*, garlic, + *hylē*, matter.] A univalent radical, C_3H_5 , which has not been isolated as such, present in garlic. a. *aldehyde*, acrolein. a. *isocyanate*, volatile oil of mustard, derived from sinigrin.* a. *sulphide*, oil of garlic. a. *tribromide*, tribromhydrin. a. *trichloride*, trichlorhydrin.

allylamine. A liquid of sharp caustic taste derived from crude oil of mustard.

Almén's blood test [August Theodor *Almén*, Swedish physiologist, *1833.] A mixture of equal parts of tincture of guaiac and oil of turpentine is added to washings of the suspected stain, and if it is blood a blue color will appear. A's *rea'gent*, a 2 per cent. alcoholic solution of tannin; 1 part added to 6 parts of urine will cloud the fluid if albumin is present. A's *test* for glucose; the liquid to be tested is heated with a solution of caustic soda, Rochelle salt, and bismuth subnitrate; the presence of glucose causes the deposit of a black precipitate.

almond (al'mund or ah'mund). The kernel of the fruit of *Prunus communis* or *P. amygdala*. *bitt'er a.*, *amygdala amara*. *sweet a.*, *amygdala dulcis*.

aula. A substance derived from the bark of the alder, one of several species of *Alnus*; it has been used as a tonic in doses of gr. 2-5 (0.12-0.3).

A'lus [L. *alder*.] A genus of small trees or shrubs, the alders, the bark of which possesses tonic and astringent properties in doses of gr. 5-10 (0.3-0.6)

Al₂O₃. Aluminum oxide.

alochia (ä-lo'ki-ah) [G. *a-* priv. + *lochia*.] Absence of the lochia following childbirth.

Aloe (al'o-e) [G. *aloē*] A genus of plants of the natural order *Liliaceae*. *A. chinensis*, one of the sources of Barbados aloes. *A. ferox*, a species from which is obtained the aloes used in South Africa. *A. per'ryi*, the source of Socotrine aloes. *A. vera*, one of the species furnishing the official aloes. *A. vulga'ris*, a source of a non-official aloes used in the West Indies.

aloe (al'o-e) (U.S.). The inspissated juice from the leaves of *Aloe vera*, *A. chinensis*, *A. perryi*, or other species of aloes. a. *barbade'nsis* (Br.), obtained from *A. vera* and *A. chinensis*. a. *purifi-ca'ta* (U.S.) purified aloes, prepared by melting and straining Socotrine aloes; cathartic, emmenagogue, anthelmintic, dose gr. 2-10 (0.12-0.6). a. *socotri'na* (Br.), obtained from *A. perryi*.

aloes (al'ōz). Aloe (U.S. and Br.). *Barba'dos a.*, a variety of a. obtained chiefly from *Aloe chinensis* and *A. vera*; official in the B.P. *Cape a.*, said to be derived from *Aloe ferox*; used chiefly in veterinary practice. *hepat'ic a.*, Socotrine a. *Natal' a.*, Cape a. *Socotrine a.*, hepatic a., obtained from *Aloe perryi*, imported chiefly from Bombay.

aloet'ic. Relating to aloes.

aloetin. Aloinum.

alogia [G. *a-* priv. + *logos*, speech.] Aphasia.

al'oin, **aloin'um** (U.S. and Br.). Aloin, a yellowish crystalline neutral principle derived from aloes; dose gr. $\frac{1}{2}$ -2 (0.03-0.12).

alopecia (al-o-pe'si-ah) [G. *alopēkia*, the mange of foxes.] Acomia, calvities, baldness. a. *adna'ta*, congenital baldness. a. *area'ta*, a disease of the hair leading to the production of circumscribed patches of baldness. a. *Cel'ci*, a areata. a. *cicatriza'ta*, a. follicularis. a. *circumscripta*, a. areata. a. *follicula'ris*, a popular or pustular inflammation of the hair follicles of the scalp, resulting in scarring and loss of hair in the affected area. a. *furfura'cea*, dandruff with falling of the hair; a. *pityrodes*. a. *loca'tis*, falling of the hair in circumscribed spots corresponding to the area of distribution of the nerves of the scalp. a. *neurit'ica*, a. localis. a. *neuro'tica*, a. of trophoneurotic origin. a. *pityro'des* [G. *pityrōdes*, branny, scurfy], a falling of the hair, of the body as well as of the scalp, accompanied by an abundant bran-like desquamation. a. *præseni'lis*, baldness occurring in early or middle life without any apparent disease of the scalp. a. *seni'lis*, the normal falling of the hair of the scalp in old age. a. *sim'plex*, premature baldness, a. *præsenilis*. a. *symptomati'ca*, a. occurring in the course of various constitutional or local diseases, or following long fevers. a. *universa'lis*, general falling of the hair from all parts of the body and not from the scalp only.

aloxanthin (al-oks-an'thin) [*aloe* + *xanthos*, yellow.] A yellow substance obtained from aloes by treating with potassium bichromate.

Alpena Magnetic Sulphur Springs, Michigan. Saline-sulphureted waters, 67.6° F. to 36.1° F. Used by drinking and bathing in diabetes, vesical catarrh, constipation, rheumatism, Bright's disease, dyspepsia, neurasthenia, syphilis, and cutaneous diseases.

al'pha. The first letter of the Greek alphabet (α). It is employed in chemistry to denote the first in a series of isomeric compounds; and is similarly used as a classifier in the nomenclature of other sciences. a. *leu'cocyte*, a. *rays*, etc., see the principal word.

alpha-naph'thol. A substance obtained from coal-tar and prepared artificially, a colorless crystalline powder; employed as an intestinal antiseptic in typhoid fever and other conditions in doses of gr. 10-15 (0.6-1.0), also externally in oily solution, in scarlet fever, erysipelas, and small-pox.

al'phasol. Trade name of a proprietary remedy used as an external antiseptic in rhinology and laryngology.

aliphitomorphous (al-fi-to-mor'fus) [G. *aliphiton*, barley-meal, + *morphē*, form.] Having a resemblance to barley-meal, noting certain fungi on plants.

al'phogen. Trade name for disuccinyl-dioxide or succinic peroxide, alphozone; a white amorphous substance, germicidal and deodorant in fresh solution or in powder.

al'phol. Trade name of alpha-naphthol salicylate; antiseptic and antirheumatic in doses of gr. 8-15 (0.5-1.0).

alphon'sin [*Alphonse Ferri*, Italian surgeon, 1515-1595.] A three-pronged bullet-forceps.

al'phos [G.] Psoriasis.

al'phozone. Trade name for succinic peroxide, alphogen.*

aliphylarsonic acid (al'fil-ar-son'ik as'id). An arsonic acid to which a radical of the aliphyl group is attached.

al'phyl group. A group of radicals of the fatty or paraffin series.

Alqui's operation (al-ke-a') [*Alexis Jacques Alquié*, French surgeon in Montpellier, 1812-1865.] Alexander-Adams operation.

al'sol. Trade name of aluminum acetotartrate, occurring in colorless crystals slowly soluble in water; a disinfectant and astringent for use chiefly as an application to the mucous membrane of the nose and throat in 1 or 2 per cent. solution, and as an application to chilblains in 3 per cent. solution.

Al₂(SO₄)₃, (NH₄)₂SO₄ + 24H₂O. Alum.

alstonia [*Charles Alston*, Edinburgh physician, 1683-1760.] (B.A.) Dita bark, the dried bark of *Alstonia scholaris* and *A. constricta*, trees of tropical Africa, Asia, and Australia; bitter tonic, employed in malaria and dysentery in the form of infusion or tincture.

al'stonine. Chlorogenine, an alkaloid from alstonia, occurs in the form of a brown powder, slightly soluble in water; antiseptic and antipyretic.

alter (awl'ter) [L. *alterare*; *alter*, other.] 1. To change; to make different, to become different. 2. To castrate.

alterant (awl'tur-ant) [L. *alterare*, to change.] Alterative. 1. Causing a favorable change in the disordered functions of the body or in metabolism. 2. A remedy, such as arsenic, iodine, or mercury, which acts in a way to correct disordered metabolic processes and promote repair.

altera'tion. 1. A change. 2. A changing, a making different. **mo'dal a.**, in electric irritability, a change in the mode of response of degenerated muscle to galvanic and faradic currents, the contraction being sluggish instead of quick. **qual'i'tative a.**, in electric irritability, a change in which the muscle contracts as readily on application of the anode as on that of the cathode. **quan'titative a.**, in electric irritability, a gradual loss of contractility in a muscle in response to static, faradic, and galvanic currents successively.

alternative (awl'tur-a-tiv). Alterant.

alternating (awl'tur-na-ting) [L. *alternare*, to do by turns.] Occurring in reciprocal succession, noting

an electric current the direction of which changes in rapid succession.

althea's (U.S.). *Althea*, marshmallow, the root of *Althaea officinalis*; used in powder as an excipient.

althose (al'thōz). Trade name of an expectorant preparation containing senega, squill, and codeine salicylate.

Altman's flu'id (ahl't'mahn) [Richard *Altman*, German histologist, contemporary.] A fixing fluid containing equal parts of a 5 per cent. potassium bichromate solution and a 2 per cent. osmic acid solution. **A.'s gran'ules**, granules demonstrable by certain methods of staining in the protoplasm of normal cells; their alleged absence in the cells of malignant growths has been thought to be of diagnostic value. **A.'s the'ory**, that protoplasm is composed of a number of granular elements (bioblasts), grouped in zooglea-like masses, or united by threads, surrounded by an indifferent substance.

al'um [L. *alumen*.] A double sulphate of aluminum and of an alkaline earth or ammonium; the potassium salt is official as alumen in the U.S.P., both the potassium and the ammonium salts in the B.P. Chemically, an alum is any one of the double salts formed by a combination of a sulphate of aluminum, iron, manganese, chromium, or gallium, on one side, with a sulphate of lithium, sodium, potassium, ammonium, cesium, or rubidium, on the other. **ammo'nia a.**, the double sulphate of aluminum and ammonium; alumen (Br.). **ammoniofer'ric a.**, ferri et ammonii sulphas. **burnt a.**, alumen exsiccatum. **chrome a.**, the sulphate of chromium and potassium, a violet pigment. **fer'ric a.**, ferri et ammonii sulphas. **iron a.**, ferric a. **potas'sium a.**, the double sulphate of aluminum and potassium; alumen (U.S. and Br.).

alu'men (U.S. and Br.). **Alum**, potassium alum (U.S.), potassium or ammonium alum (Br.), a double sulphate of aluminum and potassium or aluminum and ammonium; astringent and styptic, employed externally, and occasionally internally in doses of gr. 5-15 (0.3-1.0), or as an emetic in doses of 3-4 (4.0-16.0). **a. exsicc'a'tum** (U.S.), dried alum, burnt alum, alumen ustum; alum deprived of its water of crystallization by heat, occurring in the form of a white granular powder; used externally as an astringent dusting powder. **a. us'tum, a. exsiccatum.**

al'um-hematoxylin. A purple tissue-stain used in histology, a mixture of an aqueous solution of potassium alum and an alcoholic solution of hematoxylin.

Alum Rock Springs, California. Alkaline-saline-carbonated; also chalybeate waters; two sulphur springs have a temperature of 85° F. Used by drinking and bathing in chronic malaria, anemia, chlorosis, debility, and nervous prostration.

alum'ina. Aluminum oxide, Al₂O₃.

alu'minated. Containing alum.

alumin'ium. Aluminum.

alu'minol. Aluminum naphtholdisulphonate, a white powder soluble in water; employed externally in 1 to 5 per cent. solutions as an astringent and antiseptic.

aluminio'sis. A chronic catarrhal affection of the respiratory passages occurring in workers in alum.

alu'minum. A white silvery metal of very light weight; symbol Al, atomic weight 27.1. **a. group**, five of the baryous elements, aluminum, aluminum, scandium, gallium, and indium. **alu'mini hydrox'idum** (U.S.), hydrated alumina, aluminum hydrate, a light white powder employed

as an astringent dusting powder, and internally as a mild astringent antacid in doses of gr. 3-6 (o. 2-o. 4). **alu'minum naphtholdisul'phonate**, aluminol. **alu'minum sal'icylate**, salumin. **alu'mini sulphas** (U.S.), aluminum sulphate, a white crystalline mass or powder; employed as a caustic astringent in pencils.

alum'nol. Aluminol.

al'veloz. The inspissated juice of *Euphorbia heterodoxa*, a South American tree, used externally in lupus and cancer and to soften scar-tissue.

alve'olar. Relating to an alveolus in any sense. **a. in'dex**, gnathic index.* **a. periostit'is**, alveolitis. **a. point**, see under *point*.

al'veolin'gual. Relating to the alveolus of the lower jaw and the tongue.

alveolitis (al-ve-o-li' (le'tis). Pyorrhea* alveolaris, alveolar periostitis, pericementitis, Riggs's disease, Fauchard's disease.

alveolocondylan (al-ve'-o-lo-kon-dil'e-an). Relating to the alveoli and condyles of the mandible, or lower jaw.

alve'oloden'tal. Relating to the alveoli and the teeth.

alve'olus, gen. and pl. **alve'oli** [L. dim. of *alveus*, trough, tub.] A small cell or cavity. 1. An air-cell, one of the terminal dilatations of the bronchioles in the lungs. 2. An acinus or terminal lobule of a racemose gland. 3. One of the honeycomb pits in the wall of the stomach. 4. A tooth-socket, alveolus dentalis.

al'veus [L. tray, trough, cavity.] The layer of fibers from the hippocampal fimbria spread out on the ventricular surface of the hippocampus.

alvine (al'vin) [L. *alvus*, belly.] Relating to the abdomen or the intestine.

al'vus [L. belly.] The abdomen and its viscera.

A.L.W. Abbreviation for arch-loop-whorl, or Galton's* system of classification of finger-prints.

alym'phia [G. *a-* priv. + *L. lymphā*, lymph.] Absence or deficiency of lymph.

alymphopotent (a-lim'fo-po'tent) [G. *a-* priv. + *lymphocytē*, + *L. potens*, able.] Unable to produce lymphocytes or lymphoid cells.

al'ypin. A synthetic local anesthetic or crystalline powder soluble in water and alcohol; a local anesthetic, similar to, but less toxic than cocaine; used in o. 5-2 per cent. solutions; is not mydriatic. Chemically it is benzoyltetramethyl-diaminoethyl-dimethyl-carbinol hydrochloride.

Alzheimer's sclero'sis (ahltz'hi-mer) [Alois Alzheimer, Munich neurologist, *1864.] Hyaline degeneration of the medium and smaller blood-vessels of the brain.

Am. Abbreviation for ametropia, or for mixed astigmatism.

amææ (ah'mahs). Milk-pox.

amacrinal (ā-mak'ri-nal). Relating to an amacrine.

amacrine (am'ā-krin) [G. *a-* priv. + *makros*, long, + *û(in-)*, fiber.] A unipolar nerve-cell found in the retina, olfactory bulb, and within the meshes of Purkinje's cells in the cerebellum.

amadou (am'ā-doo) [Fr. *amadouer*, to coax.] A substance derived from fungi, *Boletus igniarius*, *Polyporus fomentarius*, and other varieties, found growing on tree-trunks, used as a hemostatic, and when impregnated with saltpeter, as punk.

amake'be. A disease of calves in Uganda, caused by a protozoan parasite, *Theileria parva*, transmitted by means of a tick, *Rhipicephalus appendiculatus*.

amal'gam [G. *malagma*, a soft mass.] An alloy of mercury with another metal, regarded as a solution of that metal in mercury. An amalgam

of mercury, silver, and tin is used in dentistry as a filling for carious dental cavities.

amal'gamate. To make an amalgam.

Amani'ta [G. *amanitas*, fungi.] A genus of fungi, *Agaricus*. **A. musca'ria**, fly agaric.*

aman'tine. An alkaloid derived from poisonous species of *Amanita* or *Agaricus*.

ama'ra [neut. pl. of *L. amarus*, bitter.] Bitters.

am'aril [Sp. *amarillo*, yellow.] The toxin of Sanarelli's bacillus, *B. icterodes*, at one time asserted to be the specific organism of yellow fever.

amarill'ic [Sp. *amarillo*, yellow.] Relating to yellow fever.

am'arin [L. *amarus*, bitter.] A name applied to various bitter principles derived from plants, especially to a poisonous substance, occurring in lusterless white crystals, obtained from oil of bitter almond.

am'aroid [L. *amarus*, bitter, + G. *eidos*, like.] A bitter extractive which does not belong to the class of glucosides, alkaloids, or any of the known proximate principles of plants.

amarol'dal. Resembling the bitters. Having a slightly bitter taste.

amarrhitis (am-ar-thri'(thre')tis) [G. *ama*, at once, + *arthron*, joint, + *-itis*.] Polyarthrititis.

ama'rum [neut. of *L. amarus*, bitter.] One of a class of vegetable drugs of bitter taste, such as gentian and quassia, employed as appetizers and tonics.

Amaryllida'ceæ. An order of monocotyledonous plants, the flowers having six, or a multiple of six, stamens and a trilocular inferior ovary; it includes *Narcissus*, *Agave*, and certain African plants used as arrow poisons.

amasesis (am-ā-se'sis) [G. *a-* priv. + *masēsīs*, chewing.] Absence of mastication. Inability to masticate.

amas'tia [G. *a-* priv. + *mastos*, breast.] Absence of the breasts.

amativeness (am'ā-tiv-nes) [L. *amare*, to love.] 1. Sexual desire. 2. The propensity to love, a faculty located by phrenologists in the back part of the brain.

amaurosis (am-aw-ro'sis) [G. *amauros*, dark, obscure.] A total loss of vision without discoverable lesion in the eye structures or optic nerve.

a. partia'lis fu'gax, temporary blindness occurring in attacks, associated with headache, nausea, and scotomata. **sabur'al a.**, a. associated with symptoms of acute gastric disturbance. **tox'ic a.**, blindness due to optic neuritis excited by tobacco, alcohol, wood alcohol, lead, arsenic, quinine, or other poisons.

amaurotic (am-aw-rot'ik). Relating to or suffering from amaurosis. **a. id'locy**, **a. fam'ily id'locy**, see under *idiocy*.

amaxopho'bia [G. *amaza*, a carriage, + *phobos*, fear.] A morbid fear of meeting or of riding in any sort of vehicle.

ama'zia [G. *a-* priv. + *masos*, breast.] Absence of breasts, amastia.

Ambard's constant (ahm-bar') [Leo Ambard, Paris physician, contemporary.] Ureosecretory constant; the relation between the amount of urea in the blood and that excreted in the urine—a measure of renal activity; it is given by the formula:

$$K = \frac{Ur}{\sqrt{D \times \frac{70}{P} \times \frac{\sqrt{C}}{25}}}$$

in which Ur means the amount of urea per li-

of blood, C the concentration of urea in the urine, D the urea excreted in twenty-four hours, P the weight of the patient.

am'ber [*L. ambra*.] Succinum; the fossil resin of pine trees found in Northern Europe; it becomes negatively electrified in friction. The oil is sometimes used as a stimulant antispasmodic in doses of $\text{m}\bar{\text{5}}\text{-10}$ (0.3-0.6).

am'bergis [*Fr. ambre gris, L. ambra grisea*, gray amber.] A grayish pathological secretion from the intestine of the sperm whale; it is used as a perfume, and has been employed as a nerve stimulant in doses of gr. 1-3 (0.06-0.2).

ambidex'ter [*L. ambi-, on both sides, + dexter, right*.] 1. Having equal facility in the use of both hands. 2. One who can write and do other acts equally well with either hand.

ambidexter'ity. The ability to use both hands with equal ease.

ambidex'trous. Ambidexter (1).

ambilat'eral [*L. ambo, both, + latus, side*.] Relating to both sides.

ambilevous (am-bi-le'vus) [*L. ambi-, on both sides, + laevus, left*.] Awkward in the use of both hands.

amblo'pia [*L. ambi-, on both sides, + G. ops, eye*.] Diplopia.

ambivalent (am-biv'a-lent) [*L. ambi-, on both sides, + valere, to have power*.] Of equal value or power in both directions. **a. feel'ings**, emotions of opposite character, such as love and hate, directed toward the same person.

Ambler Springs, South Carolina. Light alkaline-calcic waters; two springs. Used for dyspepsia and eczematous cutaneous disorders.

amblyaphia (am-ble-af'i-ah) [*G. amblyos, dull, + haphē, touch*.] Diminution in tactile sensibility.

amblychromasia (am-bli-kro-ma'si-ah) [see *amblychromatic*.] A condition in which, chromatin being scanty, a cell nucleus stains faintly.

amblychromatic (am-bli-kro-mat'ik) [*G. amblyos, dim, + chrōmatikos, relating to color*.] Staining faintly, noting especially a nucleus having but little chromatin.

amblygeusia (am-ble-jūs'ti-ah) [*G. amblyos, dull, + geusis, sense of taste*.] A blunted sense of taste.

Amblyomma (am-ble-om'ah) [*G. amblyos, dull, + omma, eye, vision*.] A genus of ticks. **A. hebrae'um**, a species said to transmit the specific organism of hemoglobinuria in sheep.

amblyopia (am-ble-o'pi-ah) [*G. amblyos, dim, + ops, sight*.] Dimness of vision, partial loss of sight without discoverable lesion in the eye structures or the optic nerve. **a. ex anop'sia**, dimness of vision from non-use, occurring in the young as a result of cataract, refractive errors of high degree, etc., which prevent accurate focusing on the retina. **color a.**, incomplete or partial color-blindness. **postmar'ital a.**, Burns' amaurosis. **quinine' a.**, dimness of vision caused by anemia of the retina sometimes following large doses of quinine. **tox'ic a.**, chronic retrobulbar optic neuritis caused by tobacco, alcoholic liquors, wood alcohol, lead, arsenic, and certain other poisons. **ure'mic a.**, loss of sight, without apparent lesion of the retina, sometimes occurring during an attack of uremia.

amblyoplatrics (am-ble-o'pl-at'rīks) [*G. iatrikos, relating to medicine*.] Treatment of dimness of vision.

amblyoscope [amblyo(pia), + *G. skopeō, I regard*.] An instrument resembling a stereoscope, used in training the fusion sense, and habituating an amblyopic eye to bear its share of vision.

am'bo [*G. ambōn, edge of a dish*.] The elevation surrounding a joint cavity, such as the glenoid cavity; also the annular fibrocartilage producing this elevation and deepening the cavity.

ambocep'toid. An amboceptor with only the complementophil group.

am'boceptor [*L. ambo, both, + capere, to take*.]

An antibody with two haptophore groups, cytophil and complementophil; the substance in serum which possesses an affinity for both the complement and the bacterium, erythrocyte, or other cell upon which the latter acts, and which serves to unite the two so that the lysis or destruction of the cell may be effected; **synonyms**: intermediary body, immune body, substance sensibilatrice, substance fixatrice, copula, desmon, preparator, sensitizer, fixative. **bacteriolyt'ic a.**, bacteriolysin, an a. capable of causing bacteriolysis in the presence of complement. **hemolyt'ic a.**, hemolysin, an a. capable of dissolving red blood-cells in the presence of complement. **immune' a.**, the a. produced in serum by repeated injections of foreign cells. **nat'ural a.**, the a. present in normal serum.

ambocep'torgen. An antigen causing the production of amboceptor.

am'bon. Ambo.

am'bos. Incus.

Amboyna butt'on [*Amboyna, one of the Spice Islands in the Malay Archipelago*.] Yaws.

am'bra gris'ea. A homeopathic remedy prepared from ambergris, employed in cases marked by forgetfulness and a sense of hurry, sleeplessness from worry, and muscular twitchings.

ambrosia (am-brō'zi-ah) [*G. the food of the gods*.] Rag-weed, Roman wormwood, the flavoring tops of *Ambrosia artemisia*; tonic and astringent; employed in eclectic practice in intermittents, in diarrhea, hematuria, hemorrhoids, and various nervous states, in doses of gtt. 5-10 (0.3-0.6) of the specific preparation of 240 grains to the ounce of alcohol.

am'bulance [*L. ambulare, to move about*.] 1. A wagon used for the transportation of the sick or wounded. 2. The movable organization, including temporary hospital, medical and surgical supplies, surgeons and nurses, and means of transportation of the sick, accompanying an army, and intended for first aid and the care of emergency cases.

am'bulant, am'bulatory. 1. Moving about; noting pains and other symptoms which shift about from one place to another. 2. Walking about or able to walk about; noting a patient who is not confined to bed with the disease from which he suffers; noting also the disease in such cases.

ambustion (am-bus'chun) [*L. amburere, to scorch*.] A burn or scald.

ame'ba [*G. amoibe, change*.] A unicellular protozoan organism, of globular shape at rest, but endowed with the power of extruding pseudopodia and of assuming various shapes. Many amebas are parasitic, some pathogenic. See *Amaba*.

amebi'asis. Infection with pathogenic amebas.

ame'bic. Relating to, resembling, or caused by amebas.

ame'bicide [*L. cadere, to kill*.] 1. Destructive to amebas. 2. Any agent which causes the destruction of amebas.

ame'biform [*L. amaba + forma, shape*.] Of the shape or appearance of an ameba.

amebio'sis. Amebiasis.

ame'bism. Amebiasis.

amebocyte (ă-me'bo-sit) [G. *amoibē*, ameba, + *kytos*, cell.] A cell, such as a neutrophile leucocyte, having the power of ameboid movements.

ameboid [G. *amoibē*, ameba, + *eidōs*, appearance.] 1. Resembling an ameba in appearance or characteristics. 2. Of irregular outline with peripheral projections, noting the outline of a form of plate culture; see cut under *colony*, 1, B.

ameboidity (ă-me'boy-did'ī-tū). The power of locomotion after the manner of an ameboid cell.

ameboidism. The performance of movements similar to those of an ameba, noting a condition sometimes seen in certain nerve-cells.

amebula. Amcebula.

ameburia (am-e-bu'ri-ah) [G. *ouron*, urine.] Amceburia, the presence of amebas in the urine when voided.

amel'ia [G. *a-* priv. + *melos*, a limb.] Congenital absence of the extremities.

Amélie-les-Bains, France (ă-ma-le'la-ba'ū). Alkaline-sulphur waters, 71° F. to 172° F. Used by drinking and bathing in hepatic and gastroenteric disorders, chronic catarrhal conditions, rheumatoid arthritis, and cutaneous affections. The entire year.

amelica'tion [Early E. *amel*, enamel, + L. *facere*, to make.] Formation of the enamel of the teeth.

amelioration (ă-me-lī-or-a'shun) [L. *ad*, to, + *meliorare*, to make better.] Improvement; moderation in the intensity of symptoms.

ameloblast [Early E. *amel*, enamel, + G. *blastos*, germ.] Adamantoblast.

am'elus [G. *a-* priv. + *melos*, limb.] A monster without arms or legs.

ame'nia [G. *a-* priv. + *mēn*, month.] Amenorrhea.

amenomania (ă-me-no-ma'nī-ah) [L. *amānus*, pleasant, + G. *mania*, frenzy.] Mental disorder with illusions and hallucinations of a pleasing character.

amenorrh'e'a, **amenorrhoe'a** [G. *a-* priv. + *mēn*, month, + *rhoia*, flow.] Absence of the menses, due to other than natural causes such as pregnancy or advancing age.

amenorrh'e'al, **amenorrh'e'ic**. Relating to, accompanied by, or due to amenorrhea.

am'ent. 1. A subject of



AMELUS.

amentia. 2. Amentum.

amentia (am-en'shyah) [L. madness, from *ab*, from, + *mens*, mind.] 1. A form of confusional insanity marked especially by apathy, disorientation, and more or less stupor. 2. Feeble-mindedness; mental deficiency, including idiocy, imbecility, and morosis.

amentum [L. *a*, a thong.] In botany, a catkin.

am'eryl. Trade name of a methylhydrastimide, allied to hydrastin, employed as an emmenagogue in doses of gr. $\frac{1}{4}$ (0.05) twice a day.

American Carlsbad Springs, Illinois. Sulphated-saline waters. Used by drinking and bathing in rheumatism, hepatic, renal, and urinary disorders, constipation, and eczematous affections.

America'nus Mineral Well, Michigan. Formerly called Michigan Congress Well. Alkaline-saline-chalybeate waters, 53° F. Used in lumbago, gout, renal and urinary disorders, and acid dyspepsia.

am'erism [G. *a-* priv. + *meros*, part.] The condition or quality of not dividing into parts, segments, or merozoites.

ameris'tic. Endowed with amerism, not dividing into parts or segments.

ametachromophil, **ametachromophile** (ă-met-ah-kro'mo-fil, or fil) [G. *a-* priv. + *metachromophile*.] Orthochromophile.

ametaneutrophil, **ametaneutrophile** (ă-met-ah-nu'tro-fil, or fil) [G. *a-* priv. + *meta*, beyond, + L. *neuter*, neither, + G. *philos*, fond.] Orthoneutrophile.

ame'tria [G. *a-* priv. + *mētra*, uterus.] Congenital absence of the uterus.

ametrometer (ă-mē-trom'e-tur) [*ametropia* + G. *metron*, measure.] An appliance for measuring the degree of ametropia.

ametropia (ă-mē-tro'pī-ah) [G. *ametros*, disproportionate, + *ōps*, sight.] A condition in which there is some error of refraction in consequence of which parallel rays, with the eye at rest, are not focussed on the retina, but either in front of it (*myopia*) or behind it (*hyperopia*).

amē'tro'pic. Relating to, or suffering from, ametropia.

amicro'bic [G. *a-* priv. + *microbic*.] Not microbic, not related to or caused by microorganisms.

am'ide. A substance which may be derived from ammonia through the substitution of one or more of the hydrogen atoms by acid or oxidized radicals; the replacement of one hydrogen atom constitutes a *primary*, that of two hydrogen atoms a *secondary*, and that of three atoms a *tertiary* amide.

amicro'ne (ă-mī'krōn). A colloid particle, smaller than 1μ, which is unrecognizable even through the ultramicroscope; distinguished from *microne* and *submicrone*.

am'idin. Any one of the unstable organic monacid bases, containing the group C.NH.NH₂, in which amidogen and imidogen are joined by the same carbon atom.

amido-. A prefix denoting a compound containing the univalent atom group, NH₂; more properly *amino-*.

am'ido-acid. An acid in which the radical NH₂ has replaced one hydrogen atom.

amidoben'zol. Aniline.

amidocapro'ic acid. Leucin.

amidogen (am'ī-do-jen) [*amido-* + G. *gennaō*, I produce.] The hypothetical univalent radical NH₂, replacing a hydrogen atom in an amido-compound.

amidosuccinam'ic acid. Asparagin.

amid'ulin [Fr. *amidon*, starch.] Soluble starch, so rendered by boiling or treating with hydrochloric acid.

amim'ia [G. *a-* priv. + *mimos*, a mimic.] A form of aphasia in which the power to express one's ideas by gestures or signs is lost.

am'ine. A substance which may be derived from ammonia by the replacement of one or more of the hydrogen atoms by hydrocarbon radicals; the substitution of one hydrogen atom constitutes a *primary*, that of two atoms a *secondary*, and that of three a *tertiary* amine.

amino-. A prefix denoting a compound containing the radical group NH₂.

aminoacetic acid (am'ī-no-ă-se'tik as'id). Glycocoll.

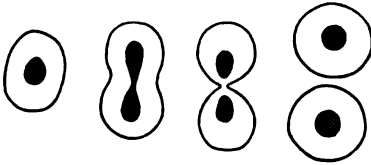
amin'iform. Hexamethylenamina.

am'ino-oxypu'rīn. Guanin.

aminopu'rīn. Adenin.

amitosis (am-i-to'sis) [G. *a-* priv. + *mitosis*.] Direct division of the nucleus and cell, without the

complicated changes in the former which occur in the ordinary process of cell reproduction, mitosis, or caryocinesis.



AMITOSIS.

amitot'ic. Relating to or marked by amitosis.
ammonemia (am-mo-ne'mi-ah). Ammoniemia; the presence in the blood of ammoniacal compounds.
ammo'nia [*Ammon*, an Egyptian deity, ammonia having been obtained from camels' dung near his temple in Libya.] A volatile alkaline gas NH_3 , very soluble in water, combining with acids to form a number of salts; see *ammonium*.
ammo'niac, ammoni'acum (Br.). A gum resin from a plant of western Asia, *Dorema ammoniacum*; stimulant expectorant in doses of gr. 10-30 (0.6-2.0); the *mistura ammoniaci* is a milky-looking emulsion, given in dose of $\frac{3}{4}$ -1 (16.0-32.0). The drug is employed externally as a counterirritant in the form of the *emplastrum ammoniaci* and *emplastrum ammoniaci cum hydrargyro*.
ammoni'acal. Relating to ammonia or to ammoniac.
ammo'niated. Containing or combined with ammonia.
ammoniemia (am-mo-ni-e'mi-ah) [*ammonia* + *G. haïma*, blood.] The presence of ammonia in the blood, supposed to be due to the decomposition of urea; it is marked by a subnormal temperature, weak pulse, gastroenteric symptoms, and coma.
ammonio-. A prefix denoting ammoniated.
ammo'nioformal'dehyde. Hexamethylenamina.
ammo'nium. A group of atoms, NH_4 , which behaves as a univalent metal in forming ammoniacal compounds; it has never been obtained in a free state. **ammo'nii ace'tas**, a mild diaphoretic and refrigerant employed in the form of spirit of Mindererus, liquor *ammonii acetatis. **ammo'nii benzo'as** (U.S. and Br.), ammonium benzoate, occurs in colorless laminar crystals; stimulant, diuretic, and antirheumatic in doses of gr. 10-30 (0.6-2.0). **ammo'nii bro'midum** (U.S. and Br.), ammonium bromide, a white crystalline hygroscopic powder, employed as a sedative in doses of gr. 10-30 (0.6-2.0). **ammo'nii carbo'nas** (U.S. and Br.), ammonium carbonate, a mixture of carbon dioxide and ammonium carbamate, occurs in white masses with ammoniacal odor; cardiac and respiratory stimulant and expectorant in doses of gr. 2-5 (0.12-0.3). **ammo'nii chlo'ridum** (U.S. and Br.), ammonium chloride, muriate of ammonia, sal ammoniac; a white crystalline powder; stimulant, expectorant, and cholagogue in doses of gr. 5-15 (0.3-1.0). **ammo'nii hippu'ras**, ammonium hippurate, said to be a solvent of uratic gravel and calculi in doses of gr. 5-10 (0.3-0.6). **ammo'nii iod'idum** (U.S.), ammonium iodide, a white granular powder, very soluble in water; employed in place of potassium iodide than which it is less depressant; dose, gr. 2-5 (0.12-0.3). **ammo'nii ni'tras**, ammonium nitrate, a soluble crystalline salt, used in making nitrous oxide gas. **ammo'nii phos'phas**, ammonium phosphate, occurs in colorless prismatic crystals; is supposed to be a solvent of uric acid,

and is employed as an antilithic and antirheumatic in doses of gr. 10-20 (0.6-1.3). **ammo'nii sali'cy'as** (U.S.), ammonium salicylate, white crystalline powder or colorless prisms; employed in rheumatism in doses of gr. 10-30 (0.6-2.0). **ammo'nii succi'nas**, ammonium succinate, a crystalline powder employed for the relief of spasmodic pains in doses of gr. 2-5 (0.12-0.3). **ammo'nii val'eras** (U.S.), ammonium valerate or valerianate, ammonii valerianas (U.S., 1890), colorless, deliquescent, and efflorescent lamellar crystals; antispasmodic and "nerve tonic," in doses of gr. 10-15 (0.6-1.0).

ammonium-ichthyol (am-mo'n-um-ik'the-ol). Ammonium ichthyolsulphonate, ichthyol; a reddish brown syrupy liquid, with a bituminous odor and taste, soluble in most menstrua; employed as an alternative and antiseptic, in doses of gr. 2-10 (0.13-0.6), and locally in the treatment of skin diseases.

ammoniu'ria [*G. ouron*, urine.] The passage of ammoniacal urine.

am'monol. An analgesic powder said to contain acetanilide, sodium bicarbonate, and ammonium carbonate.

Am'mon's horn [*Ammon*, an Egyptian deity having a ram's head.] Cornu Ammonis, hippocampus major.

ammoth'apy [*G. ammos*, sand, + *therapeia*, treatment.] The therapeutic employment of sand-baths.

amne'sia [*G.* forgetfulness.] Loss of memory; specifically amnesic aphasia, inability to recall the name of an object or other word wanted to express an idea. **au'ditory a.**, word-deafness. **re'trograde a.**, a. in reference to events occurring before the attack leading to the present condition. **tac'tile a.**, astereognosis **vis'ual a.**, inability to recall to mind the appearance of objects which have been seen or to recognize printed words.

amne'sic. Relating to or affected with amnesia; forgetful.

amniochorial, amniochorionic (am'n-i-o-ko'ri-al, am'n-i-o-ko-ri-on'ik). Relating to both amnion and chorion.

am'niolep'sis [*G. kleptō*, I do secretly.] The gradual, unperceived escape of the liquor amnii.

amnio'ma. A broad flat tumor of the skin due to the antenatal adhesion of the amnion.

am'nion [*G.*] The inner of the membranes composing the sac, bag of waters, which envelops the fetus in the uterus. It consists of two layers, an inner or epiblastic, the *true amnion*, and an outer or mesoblastic, the *false amnion*. The latter, which is in contact with the chorion, either unites with that or disappears. The sac lined by the amnion contains the *liquor amnii* in which the fetus floats.

amnion'ic. Relating to the amnion, amniotic.

amniorrhea, amniorrhœa (am-ni-or-re'ah) [*G. rhoia*, flux, flow.] The premature escape of liquor amnii.

amnio'sis. Amniotitis.

amniote (am'n-i-ot). One of the higher vertebrates, the embryo or fetus of which is provided with an amnion.

amniot'ic. Relating to the amnion, amniotic. **a. flu'id**, liquor amnii.

amniotitis (am'n-i-o-ti'(te')tis). Inflammation of the amnion, sometimes associated with dropsy of the amnion.

am'niotome [*G. amnion* + *tome*, cutting.] An instrument for puncturing the fetal membranes.

amni'tis (am-ni'(ne')tis). Amniotitis.

Amœba, gen. and pl. *Amœbæ* [G. *amoibē*, change.]

A genus of unicellular protozoan organisms of microscopic size, existing in nature in large numbers and many living as parasites; some species are pathogenic for man. *A. coli*, *Entamoeba coli*. *A. dentalis*, *Entamoeba buccalis*. *A. dysenteriae*, *Entamoeba histolytica*. *A. proteus*, a non-parasitic form, remarkable for the number and varied shapes of its pseudopodia. *A. urogenitalis*, a non-pathogenic form occasionally found in the vaginal secretions or in the urine.

Amœbæa [G. *amoibē*, change.] A subclass of *Rhizopoda* having lobopodia, or blunt pseudopodia, which do not adhere on contact; the amœbæ belong to this subclass.

amœboid. Amœboid.

amœbula [dim. of *amœba*.] 1. A minute amœba, specifically an amœboid swarm-spore, pseudopodiospore, a swarm-spore resembling the parent cell in all particulars except size; contrasted with *flagulula*. 2. Schizont.

amok' [native word.] A psychic disturbance affecting members of the Malay race, in which the subject becomes acutely maniacal and runs through the streets with knife drawn ("running amok"), striking blindly at any one he meets; also written *amuck*.

Amomum [G. *amōmon*, an Indian spice plant.] A genus of herbaceous plants of the natural order *Scitamineæ*; cardamom and grains of paradise are obtained from species of *Amomum*.

amoralia (a-mo-ra'lī-ah) [G. *a-* priv. + *L. moralis*, moral.] Moral imbecility.

amoralis (a-mō-ra'līs) [G. *a-* priv. + *L. moralis*, moral.] A moral imbecile.*

amorphia, **amorph'ism** [G. *a-* priv. + *morphē*, form.] The condition of being amorphous or without definite shape.

amorphous. 1. Without definite shape. 2. Not crystallized.

amorphus An acardiac monster without limbs or other recognizable features.

amotio retinæ (ā-mo'shyo ret'i-ne) [*L. amovere*, to move from.] Detachment of the retina.

ampelop'isin. A preparation made from ampelopsis; employed as a tonic astringent in doses of gr. 3-4 (0.12-0.25).

Ampelopsis [G. *ampelos*, vine, + *opsis*, appearance.] A genus of climbing plants, of the natural order *Vitaceæ*. *A. quinquefolia*, Virginia creeper, the herbage of which has been used as a tonic expectorant in doses of 3½-1 (2.0-4.0) of a fluidextract.

ampelother'apy [G. *ampelos*, grape vine, + *therapia*, treatment.] The grape-cure.

amperage (ahm-per'aj). The strength of an electric current.

ampere (ahm-per') [André Marie *Ampère*, French physicist, 1775-1836.] Unit of strength of an electrical current, representing a current having a force of one volt and passing through a conductor with a resistance of one ohm.

Ampère's postulate. Avogadro's* postulate.

amperemeter (ahm-per-me-ter) [G. *metron*, measure.] An apparatus for measuring the amperage of an electric current.

amphiarthro'dial. Relating to amphiarthrosis.

amphiarthro'sis [G. *amphi*, on both sides, + *arthrōsis*, joint.] Mixed articulation, half-joint; one in which the opposing ends of the bones, tipped with hyaline cartilage, are united by fibrous or fibro-cartilaginous material, with an incomplete joint cavity in its center, allowing of partial movement; as the articulations of the bodies of the vertebrae.

amphias'ter [G. *amphi*, on both sides, + *astēr*, star.]

The double star, a figure formed of the chromatin of the nucleus during mitosis.

amphib'ia [G. *amphibios*, leading a double life.]

A class of vertebrates which live both in the water and on land.

amphib'ious. Capable of living both on land and in water.

amphiblas'tula. A morula formed by unequal segmentation, as occurs in the human ovum.

amphiblet'itis (am-fe-bles-tri'(tre')tis) [G. *amphiblētron*, fishnet (retina), + *-itis*.] Retinitis.

amphiblest'odes (am''fi-bles-tro'dēz) [G. *amphiblestroidēs*, net-like.] The retina.

amphibo'lia [G. uncertainty.] A stage in the course of a disease in which the outcome appears uncertain.

amphibol'ic, **amphib'olous** [G. *amphibolos*, doubtful.] Ambiguous, uncertain. *a. fistula*, see *fistula*. *a. period* or *stage*, the critical period of a disease when the outcome is uncertain.

amphicelous, **amphicelous** (am-fi-se'lus) [G. *amphi*, on both sides, + *koilos*, hollow.] Biconcave, concave at each end, as the body of a vertebra of a fish.

amphicen'tric [G. *amphi*, on both sides, + *kentron*, center.] Centering at both ends, said of a rete mirabile which begins by the vessel breaking up into a number of branches and ends by the branches joining again to form the same vessel.

amphichroic (am-fi-kro'ik) [G. *amphi*, on both sides; + *chroa*, color.] Amphichromatic.

amphichromatic (am''fi-kro-mat'ik) [G. *amphi*, on both sides, + *chrōma*, color.] Having the property of turning red litmus paper blue and blue litmus paper red, or of reacting both as an alkali and as an acid; having an amphoteric reaction.

amphicra'nia [G. *amphi*, on both sides, + *kranion*, skull.] Double hemicrania, neuralgic pain on both sides of the head.

am'phicreat'inine. A leucomaine, $C_8H_{11}N_2O_4$, formed in muscular tissue.

amphicytula (am-fi-si'tu-lah). The parent cell, or impregnated ovum, in man and other mammals, in which unequal segmentation of the vitellus occurs.

amphidiarthrosis (am-fi-di''ar-thro'sis). A form of articulation combining amphiarthrosis and diarthrosis, as that of the mandible or lower jaw.

amphigas'trula. The mammalian ovum in the late gastrula stage resulting from uneven segmentation of the vitellus.

amphileukemic, **amphileukemic** (am-fi-lu-se'(or ke')mik) [G. *amphi*, on both sides, + *leukemic*.] Noting a leucemic state in which the hyperleucocytosis corresponds in degree to the organ changes.

am'phimi'crobe [G. *amphi*, on both sides.] A microorganism which is either aerobic or anaerobic according to the environment.

amphimix'is [G. *amphi*, on both sides, + *mixis*, mingling.] Union of the paternal and maternal chromatin after impregnation of the ovum.

am'phimor'ula. The morula in the mammalian ovum in which the composing cells are not equal.

amphinucle'olus [G. *amphi*, on both sides, + *nucleolus*.] Caryosome.

amphipyrenin (am''fi-pi'ren-in) [G. *amphi*, on both sides, + *pyrēn*, the pit of a fruit.] A basophile substance forming the nuclear membrane of a cell.

Amphis'toma. Amphistomum.

Amphistomum hom'inis [G. *amphi*, on both sides, + *stoma*, mouth; *L. homo*, gen. *hominis*, man.] *Gastrodiscus hominis*.

amphithe'cium [G. *amphi*, about, + *thēkē*, box.] In botany, the peripheral layer of cells enveloping the endothecium.

amphitrichous (am-fit'ri-kus) [G. *amphi*, on both sides, + *thrix* (trich-), hair.] Having a flagellum or flagella at both extremities, noting certain microorganisms.

am'phoal'bumose [G. *amphō*, both.] Deuteroal-bumose.

amphochromatophil, amphochromatophile (am-fo-kro-mat'o-fil, am-fo-kro-mat'o-fil.) Amphophil.

amphochromophil, amphochromophile (am-fo-kro-mo-fil, or fil) [G. *amphō*, both, + *chrōma*, color, + *philos*, fond.] Amphophil.

am'phodiplo'pia [G. *amphō*, both, + *diploos*, double, + *ōps*, vision.] Double vision in each of the two eyes.

am'phopep'tone [G. *amphō*, both.] The first peptone formed by the tryptic digestion of protein; it is identical with the peptone of gastric digestion and is further split into antipeptone and hemipeptone.

amphophil, amphophile (am'fo-fil, or fil) [G. *amphō*, both, + *philos*, fond.] 1. Having an affinity equally for acid and for basic dyes, noting certain cells and tissues. 2. A cell which stains readily with either acid or basic dyes. **a.-bas'ophil**, slightly a., but with a preponderant affinity for basic dyes. **a.-ox'yphil**, slightly a., but with a preponderant affinity for acid dyes.

amphophil'ic, amphophil'itous. Amphophil (1).

amphor'ic [L. *amphora*, a jar.] Noting the sound made by blowing across the mouth of a bottle. **a. res'onance**, cavernous resonance; a hollow sound obtained by percussing over a pulmonary cavity, the pitch depending upon the size of the cavity. **a. respira'tion**, a blowing respiratory sound heard on auscultation over a pulmonary cavity. **a. voice**, **a. whis'per**, a sound having a hollow, blowing character heard on auscultation over a pulmonary cavity when the patient speaks or whispers.

amphoricity (am-for-is'ti-ti). A condition in which amphoric sounds are obtained on auscultation or percussion.

amphoriloquy (am-for-il'o-kwi) [L. *loqui*, to speak.] The presence of the amphoric voice sound.

amphoroph'ony [G. *amphoreus*, a jar, + *phōnē*, voice.] The amphoric voice sound.

amphot'er'ic [G. *amphoteroi*, both.] Having two opposite characteristics; see *amphichromatic*. **a. reac'tion**, a double reaction possessed by certain fluids, such as freshly drawn milk, which turns blue litmus paper red and red litmus paper blue.

amphot'erodiplo'pia [G. *amphoteroi*, both, + *diploos*, double, + *ōps*, vision.] Amphodiplopia.

amphotropin (am-fo-tro'pin). Trade name of hexamethylene tetramine camphorate.

am'plifica'tion [L. *amplificare*, to enlarge.] An enlargement of the visual area in microscopy or telescoping.

amplifier (am'pli-fi-er). A concavoconvex lens between the eyepiece and objective in a microscope.

amplitude (am'pli-tūd). Largeness, extent. **a. of accommo'da'tion**, the total amount of accommodation between that necessary for distinguishing objects near at hand and for distant vision.

ampoule (ahm-pool') [F.] Ampul (2).

am'pul [L. *ampulla*, a small more or less ovoid vessel.] 1. Ampulla. 2. A minute sealed flask containing usually one dose of a solution for hypodermic use; ampoule.

ampul'la, gen. and pl. *ampul'lae* [L. a flask.] A

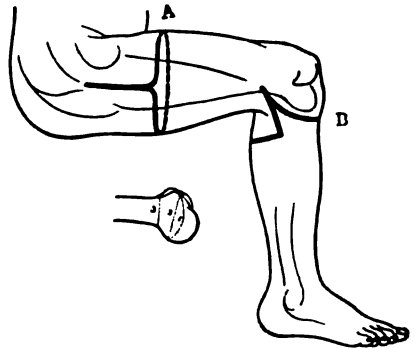
saccular dilatation of a canal, as is seen in the semicircular canals of the ear, or the lactiferous ducts of the mammary gland. **a. chy'll**, cisterna chyli. **a. duc'tus lacrima'tis**, ampulla of the lacrymal duct a slight dilatation in the lacrymal duct just beyond the punctum. **a. lactif'era**, a dilatation of a milk duct just below the nipple. **a. sinus lactiferus**. **a. membra'na'cea**, membranous ampulla, a nearly spherical enlargement of one end of each of the three semicircular ducts, where they connect with the utricle. **a. os'sea**, osseous ampulla, a circumscribed dilatation of one extremity of each of the three semicircular canals. **a. rec'ti**, a dilated portion of the rectum just above the anal canal. **a. tu'bæ uteri'næ**, the wide portion of the Fallopian tube near the fimbriated extremity. **Bry'an't's a.**, **Gal'en's a.**, **Hen'le's a.**, **Lie'berkuehn's a.**, **Tho'ma's a.**, **Va'ter's a.**, see the proper names. **u'terine a.**, one of the dilatations of the horns of the gravid uterus in the bitch, containing the fetuses.

ampul'lar. Relating in any sense to an ampulla. **a. preg'nancy**, tubal pregnancy situated near the fimbriated extremity.

ampullitis (am-pul-i' (e) 'tis). Inflammation of any ampulla, especially of the dilated extremity of the vas deferens.

ampullula (am-pul'u-lah) [dim. of L. *ampulla*.] A circumscribed dilatation of any minute lymphatic or blood-vessel or duct.

amputa'tion [L. *amputatio*; *ambi*, around, + *putare*, to prune.] The cutting off of a limb or part of a limb, the breast, or other projecting part. (For amputations named after the operators, Chopart's, Lisfranc's, Pirogoff's, etc., see the proper names and the illustrations.) **a. by transfix'ion**, one performed by transfixing the soft parts with a long knife and cutting the flap or flaps from within outward. **a. in contigu'ity**,



A. RACKET INCISION FOR AMPUTATION OF THE HIP. B. INCISION FOR CARDEN'S, GRITTI'S, AND STOKES' AMPUTATION. The insert shows the lines of section of the femur for (1) Carden's, (2) Gritti's, and (3) Stokes' operations.

disarticulation, **a. through a joint**. **a. in continu'ity**, **a. through a segment of a limb**, not at a joint. **blood'less a.**, one in which, by means of an Esmarch* bandage or some other appliance, the escape of blood from the cut surfaces is slight. **cen'tral a.**, one in which the flaps are so united that the cicatrix runs across the end of the stump. **cir'cular a.**, one performed by a circular incision through the skin, the muscles being similarly divided higher up, and the bone higher still. **coat-sleeve a.**, one in which there is one long skin flap folded over the stump. **congen'ital a.**,

one produced in utero by the pressure of adventitious constricting bands. *dielas'tic a.*, one performed without the knife or saw, the bone being broken and the soft tissues bitten off with an *écraseur*. *double flap a.*, one in which a flap is cut from the soft parts on either side of the limb. *dry a.*, bloodless *a.* *ellip'tical a.*, a circular *a.* in which the sweep of the knife is not exactly vertical to the axis of the limb, the outline of the cut surface being therefore elliptical. *excen'tric a.*, one in which the line of union of the flaps does not run across the end of the stump. *flap a.*, one in



TARSAL AMPUTATIONS: 1-1, Chopart's amputation; 2-2, Mackenzie's amputation.

which flaps of the muscular and cutaneous tissues are made to cover the end of the bone. *imme'diate a.*, one necessitated by irreparable injury to the limb, which is performed within twelve hours after the injury. *interme'diate a.*, one performed during the period of reaction from shock, and, in the older days, before the period of inevitable suppuration. *interpel'viabdom'inal a.*, *a.* of the thigh with removal of the corresponding lateral half of the pelvis; Jaboulay's operation. *inter-scap'ulothorac'ic a.*, *a.* of the arm with removal of the scapula and a portion of the clavicle on the same side. *kineplas'tic a.*, *kinetoplas'tic a.*, one in which the formation of the stump is made with regard to the subsequent fitting of an artificial



TARSAL AMPUTATION: 1-1, Lines of incision for Lisfranc's amputation; 2-2, Pirogoff's amputation; 3-3, Syme's amputation.

limb. *ma'jor a.*, *a.* of the lower or upper extremity above the ankle or the wrist respectively. *mediotar'sal a.*, *a.* of the fore part of the foot through the tarsal region, Chopart's *a.* *mi'nor a.*, *a.* of a hand or foot or any of its parts. *mul'tiple a.*, *a.* of two or more limbs or parts of limbs performed at the same operation. *osteoplas'tic a.*, an *a.*, such as several through the tarsus, in which the cut surface of another bone is brought in apposition with the one primarily divided so that the two unite, thus giving a better stump. *oval a.*, one in which the flaps are obtained by oval incisions through the skin and muscles.

pathological a., one necessitated by cancer or other disease of the limb and not by an injury. *pri'mary a.*, intermediate *a.* *rack'et a.*, a circular or slightly oval *a.*, in which a long incision is made in the axis of the limb. *rectan'gular a.*, one in which the flaps are fashioned in this shape. *root a.*, removal of the apical portion of the root of a tooth. *sec'ondary a.*, one performed some time after an injury when suppuration has set in. *sponta'neous a.*, congenital *a.* *subastrag'alar a.*, *a.* of the foot in which only the astragalus is retained, Malgaigne's *a.* *superio's'teal a.*, one in which the periosteum is stripped back from the bone and replaced afterward, forming a periosteal flap over the cut end. *syn'chronous a.*, *a.* of two parts performed at the same time by two operators.

amuck'. Amok.

amusia (ä-mu'si-ah) [G. *a-* priv. + *mousa*, music.]

A form of aphasia characterized by loss of the faculty of musical expression.

Amussat's opera'tion (am-ü-sä') [Jean Zuléma Amussat, French surgeon, 1796-1856.] Lumbar colostomy in the ascending colon, for the formation of an artificial anus. *A.'s probe*, a probe used for locating and steadying the stone in lithotripsy. *A.'s valves*, Heister's valves.

amychophobia (ä-mik-o-fö'bi-ah) [G. *amychē*, a scratch, + *phobos*, fear.] A morbid fear of being scratched or of claws (as of a cat for example).

amy'elencepha'lia [G. *a-* priv. + *myelos*, marrow, + *enkephalos*, brain.] Absence of both brain and spinal cord.

amyelencephalic, **amyelencephalous** (ä-mi'el-en-se-fal'ik, ä-mi'el-en-sef'a-lus). Without brain or spinal cord.

amyelenceph'alus. A monster without brain or spinal cord.

amyelia (am'i-el'i-ah) [G. *a-* priv. + *myelos*, marrow.] Absence of the spinal cord.

amyelic, **amyelous** (am-i-el'ik, ä-mi'el-us). Without spinal cord.

amyelinic (am-i-el-in'ik) [G. *a-* priv.] Without a medullary sheath or without myelin.

amyeloid (ä-mi-el-o'ik). Amyelonic.

amyelon'ic [G. *a-* priv. + *myelos*, marrow.] 1. Amyelic. 2. Without bone-marrow. 3. Without participation of the bone-marrow, therefore purely lymphatic; a term used in hematology.

amyelotrophy (ä-mi-el-o'tro-fi). Myelatrophy.

amy'elus [G. *a-* priv. + *myelos*, marrow.] A monster without spinal cord.

amygdala (ä-mig'dah-lah) [G. *amygdalē*, almond.]

1. Tonsil. 2. A lobule on the under surface of the cerebellum, tonsilla cerebelli. 3. A nugget-like mass of gray matter in the anterior portion of the temporal lobe, in the roof of the apex of the mediocornu, amygdaloid nucleus. 4. Almond, the ripe seed of *Amygdalus communis*. *a. ama'ra* (U. S. and Br.), bitter almond, the seed of *Prunus amygdalus*, var. *amara*. *a. cerebell'i*, amygdala (2) *a. dul'cis* (U. S.), sweet almond, the seed of *Prunus amygdalus*, var. *dulcis*.

amygdalec'tomy [G. *amygdalē*, tonsil, + *ektomē*, excision.] Tonsillectomy; excision or entire removal of a tonsil

amygdalin (ä-mig'dah-lin). A glucoside, of bitter taste, in bitter almond and in cherry-laurel leaves; the addition of emulsin to a solution of amygdalin splits the latter up into oil of bitter almond and hydrocyanic acid.

amygdaline (ä-mig'dah-lēn, or lin). 1. Relating to an almond. 2. Relating to a tonsil, especially to the brain structure called amygdala or amygdaloid

nucleus. **a. fissure**, incisura temporalis, a fissure on the ventral aspect of the temporal lobe near its pole.

amygdalitis (am-ig-dal-i' (e')tis) [G. *amygdalē*, tonsil, + *-itis*.] Tonsillitis, inflammation of a tonsil.

amygdaloid [G. *amygdalē*, almond, + *eidōs*, appearance.] Resembling an almond or a tonsil. **a. nucleus**, amygdala (3). **a. tubercle**, a projection from the roof of the middle, or descending, cornu of the lateral ventricle, marking the location of the a. nucleus.

amygdalolith [G. *amygdalē*, almond (tonsil), + *lithos*, stone.] A calcareous concretion in a disintegrated crypt of the tonsil; tonsillar calculus.

amygdalopathy [G. *amygdalē*, almond (tonsil), + *pathos*, suffering.] Any disease of a tonsil; especially adenoid vegetations.

amygdalophenin. Amygdophenin.

amygdalothrypsis (ā-mig' dal-o-thryp'sis) [G. *amygdalē*, tonsil, + *thrypsis*, a crushing.] Crushing an hypertrophied tonsil by a strong flat-bladed forceps followed by excision of the crushed portion.

amygdalotome [G. *amygdalē*, tonsil, + *tomē*, a cutting.] Tonsillotome, an instrument for cutting off a portion of a tonsil.

amygdalotomy. Tonsillotomy, excision of a portion of a tonsil.

amygdophenin. Phenetidin amygdalate; a compound of para-amidophenol and mandelic (amygdalic) acid; occurs in white slightly soluble crystals; recommended in neuralgia and rheumatism in doses of gr. 7½-15 (0.5-1.0).

amyl [G. *amylon*, starch, + *hylē*, material.] A hypothetical univalent radical, C_6H_{11} , non-existent in the free state. **a. alcohol**, fusel oil, $C_6H_{11}O$. **a. chloride**, a colorless fluid, $C_6H_{11}Cl$, possessing anesthetic properties. **a. hydrate**, a. alcohol. **a. hydride**, pentane. **a. iodide**, iodamyl, a yellowish liquid, $C_6H_{11}I$, employed by inhalation in cardiac disturbances and dyspnea. **a. nitrite** (Br.), **amylis nitrite** (U.S.), amyl nitrite, $C_6H_{11}NO_2$; a yellowish very volatile liquid of 80 per cent. strength; motor depressant and vasodilator; dose by inhalation m_x1-5 (0.06-0.3). internally or hypodermically m_x1-2 (0.06-0.12). **a. salicylate**, resembles methyl salicylate and is used instead of it as an application to the affected joints in rheumatism. **a. valerate**, **a. valerianate**, **amylis valeras** or **valerian'as**, apple oil, a volatile liquid, employed in the treatment of gallstones because of its solvent action on cholesterol; dose, gr. 1-5 (0.06-0.3).

amylaceous [L. *amylum*, starch.] Starchy.

amylamine. 1. A colorless liquid, $C_6H_{11}NH_2$, obtained in various ways, found sometimes in codliver oil. 2. One of a series of amino-compounds of amyl, in which one or more atoms of H in the ammonia are replaced by a corresponding number of molecules of the amyl radical.

amylase (am'i-lāz) [G. *amylon*, fine meal, starch, + *-ase*.] A starch-splitting or amylolytic enzyme, which causes hydrolytic cleavage of the starch molecule.

amylemia (am-i-le'mī-ah) [G. *amylon*, starch, + *haima*, blood.] The hypothetical presence of starch in the circulating blood.

amylene (am'i-lēn). A colorless liquid hydrocarbon, C_6H_{10} , formed by the decomposition of amyl alcohol; it has anesthetic properties. **a. chloral**, dormiol, dimethylethyl carbinol-chloral, an oily liquid possessing hypnotic properties in doses of m_x5-30 (0.3-2.0). **a. hydrate**, dimethylethyl carbinol, tertiary amyl alcohol; a colorless pungent

liquid possessing hypnotic properties in doses of m_x30-60 (2.0-4.0).

amyl'enol. Amyl salicylate.

amyl'ic. Relating to amyl. **a. alcohol**, amyl alcohol, * fusel oil. **a. fermentation**, fermentation of potato or corn mash, or other starchy material, by which fusel oil is produced.

amylin (am'i-lin). The cellulose of starch, the insoluble envelope of starch-grains.

am'ylin. Genitive of amyl.

am'ylobac'ter. A bacterial organism containing starch.

amylodex'trin. A soluble substance, coloring yellow with iodine, formed as an intermediate product during the change of starch into sugar.

amylodyspesia (am'i-lo-dis-pep'sī-ah). Inability to digest starchy food.

am'yloform. Trade name of a white, odorless, insoluble powder, made by adding a strong solution of formaldehyde to a weak suspension of starch in water; recommended as a substitute for iodoform.

am'ylogen'ic [G. *amylon*, starch, + *gennao*, I produce.] Producing starch. **a. body**, amyloplast.

am'yloid [G. *amylon*, starch, + *eidōs*, resemblance.] A glycoprotein occurring as a pathological infiltration in the kidneys, liver, and other organs and as a granular deposit in serous membranes. **a. degeneration**, see under *degeneration*.

amylodys'sis. Generalized amyloid infiltration, a deposit of amyloid in many organs and tissues.

amylol'y'sis [G. *amylon*, starch, + *lysis*, solution.] The change of starch into sugar.

am'yolytic. Causing the conversion of starch into sugar.

am'yloplast [G. *amylon*, starch, + *plastēs*, a former] Amylogenic body, leucoplastid; a granule in the protoplasm of a vegetable cell which is the center of a starch-forming process.

amylop'sin [G. *amylon*, starch, + *opsis*, appearance.] A diastatic enzyme, resembling ptyalin, present in the pancreatic juice; it converts starch into maltose.

amylöse (am'i-lōz). One of the three groups of the carbohydrates, which contains starch, dextrin, and cellulose; the other groups are *glucose* and *saccharose*.

am'yllum [L.] (U.S. and Br.) Starch; in U.S. corn-starch obtained from seed of *Zea mays*; in Br. this or starch from wheat, *Triticum sativum*, or rice, *Oryza sativa*; a white powder used as a dusting powder or as an excipient.

amyluria [G. *amylon*, starch, + *ouron*, urine.] The presence of starch in the urine when voided.

am'yocard'ia [G. *a-* priv. + *mys*, muscle, + *kardia*, heart.] Myasthenia cordis, weakness of the heart muscle.

amyostasia (am-i-o-sta'sī-ah) [G. *a-* priv. + *mys*, muscle, + *stasis*, standing.] Difficulty in standing, due to muscular tremor or incoordination.

amyosthenia (am-i-os-the'nī-ah) [G. *a-* priv. + *mys*, muscle, + *sthenos*, strength.] Muscular weakness, myasthenia.

amyosthen'ic. Relating to or causing muscular weakness.

amyotaxia (am-i-o-tak'sī-ah) [G. *a-* priv. + *mys* (*myo-*), muscle, + *taxis*, order.] Muscular ataxia.

amyotonia (am-i-o-to'nī-ah) [G. *a-* priv. + *mys* (*myo-*), muscle, + *tonos*, tone.] Myatonia, a lack of muscular tone. **a. congen'ita**, myatonia congenita, Oppenheim's disease, congenital atonic pseudoparalysis, a form of muscular dystrophy of

congenital origin, but neither familial nor hereditary.

amyotrophic (am-i-o-tro'fik). Relating to muscular atrophy. **a. lat'eral sclero'sis**, a form of progressive muscular atrophy with increased reflexes and spastic irritability of the muscles, due to sclerosis of the lateral columns of the spinal cord.

amyotrophy (am-i-ot'ro-fi) [G. *a-* priv. + *mys* (*myo-*), muscle, + *trophē*, nourishment.] Muscular wasting or atrophy. **progres'sive spi'nal a.**, progressive muscular atrophy.*

amyo'us (am'i-us) [G. *a-* priv. + *mys* (*myo-*), muscle.] Lacking in muscular tissue, or in muscular strength.

amyo'rrho'e'a, **amyo'rrho'e'a** [G. *a-* priv. + *myxa*, mucus, + *rhoia*, flow.] Absence of the normal secretion of mucus.

ana. A distributive Greek preposition, meaning of each; used in prescription writing, usually in the abbreviated form *aa*, or more correctly *aa*.

anab'asis [G. a going up.] The stage of increase in a disease.

anaba'tic. Relating to the anabasis of a disease; increasing in severity.

anabo'sis [G. *ana*, again, + *biōsis*, life.] Resuscitation after apparent death.

anabo'tic. 1. Resuscitating, restorative. 2. A revivifying remedy, a powerful stimulant.

anabol'ergy [G. *anabolē*, a building up, + *ergon*, work.] The amount of energy consumed in the process of anabolism.

anabol'ic. Relating to or promoting anabolism, or constructive metabolism.

anab'olia. Any substance formed as a result of the anabolic processes.

anab'olism [G. *anabolē*, a raising up.] Constructive metabolism; the process of assimilation of nutritive matter and its conversion into living substance.

anacamp'tic. In optics or acoustics, reflecting or reflected.

anacamp'tics [G. *anakampō*, I bend back.] The study of reflection of sound or light.

anacamp'tom'eter [G. *anakampsis*, reflection, + *metron*, measure.] An instrument for measuring the intensity, or lack of it, of the deep reflexes.

Anacardium [G. *ana*, according to, + *kardia*, heart, noting the heart shape of the fruit.] A genus of shrubs and trees growing in tropical America, of the natural order *Anacardiaceae*. **A. occident'ale**, the cashew-tree, furnishes the so-called cashew-nut, the kernel of the drupe of the fruit.

anacatadidymus (an'ah-kat'ah-did'i-mus) [G. *ana*, up, + *kata*, down, + *didymos*, twin.] A double monster united in the middle but separated above and below.

anacatharsis (an'ah-kā-thar'sis) [G. *ana*, up, + *katharsis*, cleansing.] Severe and long-continued vomiting.

anacathar'tic. Causing anacatharsis; emetic.

anacidity (an'ā-sid'i-ti) [G. *an-* priv.] Absence of acidity, noting especially absence of hydrochloric acid in the gastric juice.

anaclosm'eter [G. *anaklasis*, reflection, + *metron*, measure.] An instrument for measuring the refraction of the media of the eye.

anac'lass [G. bending back, reflection.] 1. Reflection of light or sound. 2. Refraction of the ocular media. 3. Forcible flexion of a joint to break up the adhesions in fibrous ankylosis.

anacrot'ic. Anadicrotic.

anacrotism. Anadicrotism.

anac'usis [G. *an-* priv. + *akoussis*, hearing.] Total deafness.

anade'nia [G. *an-* priv. + *adēn*, gland.] Absence of glands, or abeyance of glandular function.

anadicrotic (an-ah-di-krot'ik) [G. *ana*, up, + *dikrotos*, double beating.] Noting a sphygmographic tracing in which two beats are marked on the ascending line.

anadic'rotism. The condition marked by a double beat on the ascending line of the sphygmographic tracing.

anadidymus (an-ah-did'i-mus) [G. *ana*, up, + *didymos*, twin.] A double monster, united below but separated above.

anadip'sia [G. *ana*, intensive, + *dipsa*, thirst.] Extreme thirst.

anæ'mia [an- priv. + *haima*, blood.] Anemia.

anæ'mic. Anemic.

anaerobe (an-a'er-ōb) [G. *an-* priv. + *aēr*, air, + *bios*, way of living.] A microorganism which thrives best or only when deprived of oxygen.

anaerobian (an-a'er-o'bl-an). 1. Thriving without air or oxygen, having the characteristics of an anaerobe. 2. An anaerobe.

anaerobi'c (an-a'er-o'bik). Relating to an anaerobe. **anaerobian**.

anaerobion, pl. **anaerobia** (an-a'er-o'bl-on). Anaerobe.

anaerobiosis (an-a'er-o-bi-o'sis). Existence in an oxygen-free atmosphere.

anaerobi'ous (an-a'er-o'bl-us). Anaerobic, living without oxygen.

anaerophyte (an-a'er-o'fit) [G. *an-* priv. + *aēr*, air, + *phyton*, plant.] 1. A plant which grows without air. 2. An anaerobic bacterium.

anaeroplasty (an-a'er-o-plas-ti) [G. *an-* priv. + *aēr*, air, + *plassō*, I form.] Treatment of wounds by exclusion of air.

anæsthe'sia [G. *an-* priv. + *aisthēsis*, sensation.] Loss of the tactile or other sense; see *anesthesia*.

anæsthesin. Anesthenin.

anæsthet'ic. Anesthetic.

anagen'esis [G. *ana*, up, + *genesis*, production.] Repair of tissue; reconstruction of lost parts.

anagnosasthenia (an'ag-no-sas-the'nī-ah) [G. *anagnōsis*, reading, + *astheneia*, weakness.] A form of neurasthenia in which the attempt to read causes distressing symptoms.

an'agraph [G. *anagraphē*, a writing out.] Prescription.

anagy'rine (an-aj'i-rēn). An alkaloid from *Anagyris fetida*, a leguminous shrub of the Mediterranean region, having properties somewhat similar to scoparius. **a. hydrobro'mide**, occurs as yellowish soluble crystals; has been used as a heart tonic.

anakatosthesia (an'ah-kat'es-the'zi-ah) [G. *ana*, up, + *kata*, down, + *aisthēsis*, sensation.] A hovering sensation.

anākhré (an-ah-kra') [native term on the French Ivory Coast in Africa, meaning "big nose."] Goundou.

a'nal. Relating to the anus. **a. canal'**, pars analis recti [BNA], the terminal portion of the rectum passing through the pelvic floor, extending from the upper level of the levatores ani muscles to the anal orifice. **a. re'flex**, contraction of the internal sphincter gripping the finger passed into the rectum.

analep'tic [G. *analeptikos*, restorative.] 1. Strengthening, invigorating. 2. A restorative remedy.

analep'tol. Trade name of a tonic composed of cinchona, coca, nux vomica, and phosphorus.

anal'gen [G. *an-* priv. + *algos*, pain.] Orthoethoxy-anamonobenzoyl-amidoquinoline, labordin, qui-

nalgen; colorless, tasteless crystalline powder, insoluble in water; antipyretic and analgesic in doses of gr. 8-15 (0.5-1.0).

analgesia (an-al-je'zī-ah) [G. *an-* priv. + *algos*, pain.] Loss of sensibility to pain. **a. al'gera**, spontaneous pain in a part, associated with loss of response to a painful stimulus. **a. doloro'sa**, a. **algera**.

analge'sic. Analgetic.

anal'gesin. Antipyrina.

analget'ic. Analgesic. 1. Causing analgesia or freedom from pain. 2. A pain-stilling remedy.

anal'gia [G. *an-* priv. + *algos*, pain.] Freedom from pain.

anal'gic. Without pain.

anallergic (an-al-lur'jik). Not allergic, not producing super-sensitiveness or anaphylaxis; noting a serum possessing this negative quality.

analogue (an'ă-log) [G. *analogos*, conformable.] One of two organs or parts in different species of animals or plants which differ more or less in structure or development but are more or less similar in function.

analysis, pl. *anal'y*ses (an-ál'i-sis) [G. a releasing, dissolving.] The decomposition or breaking up of a chemical compound into its simpler elements; a process by which the nature of a substance is recognized and its chemical composition determined. **colorimé'tric a.**, determination of structure by means of chromatic reactions. **densimé'tric a.**, estimation of the amount of solids in a solution by the specific gravity. **gravimé'tric a.**, quantitative a. by weighing separately each constituent, as such or in the form of a compound of known gravimetric constitution. **proximate a.**, the resolution of a substance into its secondary principles, as of a salt into the acid and the base which form it; opposed to *ultimate a.* **qual'itative a.**, the determination of the nature of the elements entering into the composition of any substance. **quan'titative a.**, the determination of the amount, as well as the nature, of each of the elements composing a substance. **spec'trum a.**, determination of the components of a gas by means of the spectroscope. **ult'imate a.**, the resolution of a substance into the various elements composing it; opposed to *proximate a.* **volumé'tric a.**, quantitative a. by the addition of graduated amounts of a standard test solution to a solution of a known weight of the substance analyzed, until the reaction is just at an end.

an'alyst. One who is skilled in making analyses.

analyt'ic. 1. Relating to analysis in any sense.
2. Noting a language in which there are few inflections, prepositions and auxiliary words being employed in the conjugations and declensions.

an'alyze. To make an analysis.

an'alyzer. 1. One who analyzes, analyst. 2. The prism in a polariscope by means of which the polarized light is examined.

anamirtin (an-ă-mur'tin). A glucoside from *Anamirta cocculus*, or *Cocculus indicus*.

anamne'sis [G. *anamnēsis*, recollection.] 1. The act of remembering. 2. The medical history of a patient previous to his present illness.

anamnes'tic. 1. Relating to the anamnesis or previous medical history of a patient. 2. Assisting the memory.

anamnion'ic. Without an amnion, anamniotic.

anamniot'ic. Without an amnion, anamnionic

ananaphylaxis (an-an-ah-fi-lak'sis) [G. *an-* priv.]
Antianaphylaxis.

anan'dria [G. *an-* priv. + *anēr*(*andr-*), man.]
Absence of masculinity.

anan"giopla'sia [G. *an-* priv. + *angeion*, vessel, + *plassō*, I form.] Imperfect vascularization of a part from non-formation of the vessels.

anangioplastic (an-an-jī-o-pla'sik). Relating to, characterized by, or due to defective development of the general vascular system. **a. infan'tilis**, see *infantilism*.

anangioplasm [G. *an-* priv. + *angeion*, vessel, + *plasma*, something formed.] Defective vascular development.

anapeiratic (an''ah-pi-rat'ik) [G. *anapeiraomai*, I try again.] Resulting from overuse, noting certain occupation neuroses.

anaphalanti'asis [G. *ana*, up, + *phalantias*, a bald man.] Loss of the eyebrows.

anaphase (an'ah-fāz) [G. *ana*, up, + *phasis*, from *phainō*, I appear.] The constructive stage in mitosis, during which the halves of the divided chromosomes pass toward the poles of the spindle and become united into spiremes, building up the daughter nuclei.

anaph'ia [G. *an-* priv. + *haphē*, touch.] Absence of the sense of touch.

anaphor'ia [G. *ana*, up, + *phoros*, bearing.]
Anatropia, a tendency of the eyes, when in a state of rest, to turn upward.

anaphrodisia (an-af"ro-diz'Y-ah) [G. insensibility to love, from *an-* priv. + *Aphrodisiē*, the goddess of love.] Absence of sexual feeling.

anaphrodisiac (an-af'ro-diz'ī-ak). 1. Relating to anaphrodisia or absence of sexual feeling. 2. Repressing or destroying sexual desire. 3. An agent which lessens or abolishes sexual desire.

anaphylactic (an''ah-fi-lak'tik) Relating to anaphylaxis; increasing the susceptibility to an infection.

anaphylac'tin. The sensitizing substance which is believed to cause hypersusceptibility after the injection of a minute dose of a foreign protein; probably a haptin.

anaphylactogenic (an"ä-fi-lak-to-jen'ik) [G. *gennab.*, I produce.] Producing anaphylaxis, noting substances with which the anaphylactic reaction is obtainable.

anaphylatoxin (an-ă-fi-lă-toks'in). The cause of the toxic symptoms in anaphylaxis, believed to be a compound of anaphylactin and the newly introduced protein.

anaphylaxis (an-ah-fi-lak'sis) [*G. ana*, privative, + *phylaxis*, protection.] Increased susceptibility to an infection or to the action of any foreign protein introduced into the body, following a primary infection; the opposite of immunity.

passive a., a. produced in normal animals by the injection of blood or serum from an already sensitized animal.

anaphy''lotox'in. Anaphylatoxin.

anaplasia (an-ah-pla'st-ah) [*G. ana*, again, + *plasis*, a moulding.] A reversion, in the case of a cell, to a more primitive, embryonic type, i.e. to one in which reproductive activity is marked. A term used by Hansemann to denote the alteration in cell character which constitutes malignancy.

anap'lasis [G. *ana*, up, + *plasis*, a moulding.]
Haeckel's term for the stage of growth or progressive evolution of the individual.

anaplas'tic. Relating to anaplasty or the operative restoration of lost parts.

an'aplasty [G. *ana*, again, + *plassô*, I form.]
Plastic surgery; the surgical restoration of lost

or defective parts by transplantation of tissue. **anaplerosis** [*G. anaplērō*, I fill up.] The form of plastic surgery which consists in the transplan-

anatriptic [G. *anatriptos*, rubbed up.] A remedy to be applied by friction or inunction.

anatriphic [G. *ana*, up, + *trophē*, nourishment.] 1. Nourishing. 2. [G. *an-* priv. + *atrophia*.] Preventing or curing atrophy.

anatriphia [G. *ana*, up, + *trophē*, a turning.] Anaphoria, a tendency of the eyeballs to turn upward.

anatropous [G. *ana*, up, + *tropos*, a turning.] Inverted; in botany, noting an ovule in which the micropyle is turned toward the placenta and the funiculus is attached to the other extremity.

anax'on, anax'one [G. *an-* priv. + *axōn*, axis.] Having no neuraxon, noting certain nerve cells in the retina, described by Ramón y Cajal.

anazoturia (an-az''o-tu'ri-ah) [G. *an-* priv. + *azoturia*.] The absence of urea or other nitrogenous compounds from the urine.

AnCC. Abbreviation for anodal, or positive-pole, closure contraction.

anchorage (ang'kor-āj). 1. The operative fixation of a loose or prolapsed abdominal or pelvic organ. 2. The part to which anything is fastened; specifically, in dentistry, a tooth to which a bridge is fastened, the root to which a crown is fastened, or one of the points serving to fix a filling.

Anchusa (an-ku'sah) [G. *anchousa*, alkanet.] A genus of plants of the natural order *Boraginaceae*. A. *tinctoria*, *Alkanna tinctoria*, the source of alkanet, a red dye.

anclusin (an'ku-sin). Alkanin, red coloring matter from the root of *Anchusa*, or *Alkanna tinctoria*. a. pa'per, alkanin* paper.

anchylosis. Incorrect form of ankylosis.

Anchylostoma. Incorrect form of Ankylostoma.

ancip'ital, ancip'itate, ancip'itous [L. *anceps*, two-headed.] Two-headed; two-edged.

Ancistrodon [G. *ankistron*, fishhook, + *odous*, tooth.] A genus of serpents, including the copperhead, *A. contortrix*, and the water moccasin, *A. piscivorus*.

anconad (ang'ko-nad) [G. *ankōn*, elbow, + L. *ad*, to.] Toward the elbow.

anconagra (ang-ko-nag'rah) [G. *ankōn*, elbow, + *agra*, a seizure.] Gout in the elbow.

anconal, anconéal (ang'ko-nal, ang-ko'ne-al). Relating to the elbow. a. fossa, fossa olecrani.

anco'neus [G. *ankōn*, elbow.] A short muscle with origin from the external condyle of the humerus and insertion into the olecranon and the upper fourth of the shaft of the ulna.

anconitis (ang-ko-ni'(ne')tis) [G. *ankōn*, elbow, + *-itis*.] Inflammation of the elbow-joint, olecranarthritis, olecranarthrocace, olecranarthropathy.

anicylo'sis. Ankylosis.

Anchylostoma (an-si-los'to-mah). Ankylostoma. (See *Agchylostoma*.)

an'cyroid [G. *ankyra*, anchor, + *eidōs*, resemblance.] Ankyroid, shaped like the fluke of an anchor, noting the cornua of the lateral ventricles of the brain and the coracoid process of the scapula.

An'ders' disease' [James M. *Anders*, Philadelphia physician, contemporary.] Adiposis tuberosa.

An'dersch's gan'glion [Carl Samuel *Andersch*, German anatomist, †1707.] Ganglion petrosum.

An'derson Mineral Springs, California. *Cold Sulphur Spring*, saline-sulpho-carbonated waters. *Iron Spring*. *Sour Spring*, sulphated-saline-acid waters, 64.3° F. *Hot Sulphurous Springs*, 145.5° F. Nine principal springs. Used by drinking and bathing in hepatic and intestinal disorders, glandular congestions, cutaneous diseases of tuberculous and syphilitic origin, uterine and ovarian congestion, anemia, chlorosis,

dyspepsia, hemorrhages from the lungs, rheumatism, and chronic joint swellings.

and'ra [West Indian native name.] Worm-bark, cabbage-tree, the bark of *Andira inermis*, a leguminous tree of tropical America; emetic, purgative, and anthelmintic in doses of gr. 10-30 (o. 6-2. o).

Andral's decu'bitus [Gabriel *Andral*, French physician, 1797-1876.] Position assumed by the patient who lies on the sound side in cases of beginning pleurisy.

andrecium, androecium (an-dre'si-um) [G. *andr* (*andr*), man, + *oikion*, house.] All the stamens, or male organs, of a flower, considered collectively

androge'nous (an-dro'jen-us) [G. *andr*, a man, + *gennad*, I bear.] Giving birth to males.

androg'raphis. (B.A.) Creyat, kiryat, the dried plant *Andrographis paniculata*, of the order *Acanthaceae*; a stomachic bitter tonic, employed in infusion, concentrated solution, and tincture.

androgynoid (an-dro'ji-noyd) [G. *andr* (*andr*), man, + *gynē*, woman, + *eidōs*, resemblance.] A man with hermaphroditic sexual characteristics who is mistaken for a woman.

androgynos (an-dro'ji-nos). Androgynus.

androgynous (an-dro'ji-nus) [G. *andr*, a man, + *gynē*, a woman.] 1. Hermaphroditic. 2. Having the characteristics, physical or mental, of both sexes.

androgynus (an-dro'ji-nus) [G. *andr*, a man, + *gynē*, a woman.] A hermaphrodite.

androgyny (an-dro'ji-ni) [G. *andr*, a man, + *gynē*, a woman.] Hermaphroditism.

androl'ogy [G. *andr* (*andr*), a man, + *-logia*.] The branch of medicine which treats of the man and of the diseases peculiar to the male sex.

androma'nia [G. *andr* (*andr*), a man, + *mania*, frenzy.] Nymphomania.

Androm'eda. A genus of plants of the natural order *Ericaceae*, several species of which contain a narcotic poison.

andropho'bia [G. *andr* (*andr*), a man, + *phobos*, fear.] Insane fear of men, or of the male sex.

an'dropho'noma'nia [G. *andr* (*andr*), man, + *phonos*, murder, + *mania*, frenzy.] Homicidal mania.

AndTe. Abbreviation indicating a tetanic contraction occurring on application of the anode or positive pole while the circuit is closed; anoplv duration tetanus.

ane'ctasin [G. *an-* priv. + *ektasis*, dilatation.] A bacterial product which causes vasoconstriction.

anelectro'de. Anode.

anelectroton'ic. Relating to anelectrotonus.

anelectroton'ous [anelectrode + G. *tonos*, tension.]

The lessened irritability and conductivity of a nerve in the neighborhood of the anode, during the passage of an electric current through it.

Anel's method (an-el') [Dominique *Anel*, French surgeon, 1679-1730.] Ligation of an artery immediately above (on the proximal side of) an aneurysm; see cut under *aneurysm*. A's probe, a probe for the punctum lacrimale and nasal duct. A's syringe, a syringe with very fine nozzle for use in injection into the nasal duct.

ane'matize. To render anemic.

anemato'sis, anemato'sis. 1. General anemia. 2. Pernicious anemia.

ane'mia, ane'mia [G. *an-* priv. + *haima*, blood.] A condition in which the blood is reduced in amount (*oligemia*) or is deficient in red blood-cells (*oligocythemia*) or in hemoglobin (*oligochromemia*), manifested clinically by pallor, shortness of breath, and palpitation. *acute' a.*, temporary a. due to a copious hemorrhage. *a. infan'tum*

pseudoleucæ'mica, pseudoleucemia in infants. **a lymphat'ica**, Hodgkin's* disease. **aplas'tic a.**, a form in which the formative processes of the bone marrow are in abeyance. **chlorot'ic a.**, chloranemia. **cytogen'ic a.**, primary **a. essen'tial a.**, primary **a. false a.**, pseudoanemia. **gen'eral a.**, a. affecting the entire volume of blood as distinguished from a deficiency in the local supply of a part. **glob'ular a.**, oligocythemia. **ground-itch a.**, hookworm disease, uncinariasis. **hemorrhag'ic a.**, a. due directly to loss of blood. **idiopath'ic a.**, primary or essential **a. inter-tropical a.**, Egyptian chlorosis, uncinariasis, ankylostomiasis, hookworm disease. **lo'cal a.**, a condition of diminished supply of blood to a part. **lymphat'ic a.**, Hodgkin's **a. malign'ant a.**, pernicious **a. metaplas'tic a.**, pernicious **a.**, in which the formed elements in the blood are changed. **mi'ners' a.**, ankylostomiasis. **neg'ative a.**, a. marked by the presence of erythroblasts, but without reduction in the number of red blood cells per cubic millimeter. **pernic'ious a.**, a form of progressive, usually fatal, a., of infectious or autotoxic origin; it is characterized by a very marked diminution in the number of red corpuscles and the presence of a large number of megakaryoblasts; the prominent symptoms are languor, breathlessness on slight exertion, muscular weakness, faintness, extreme pallor of skin and mucous membranes, anorexia, diarrhea, and frequently hemorrhages either into the skin (*patechis*) or from the mucous membranes. **po'lar a.**, a. sometimes affecting natives of temperate climes wintering in the arctic regions. **pri'mary a.**, essential **a.**, cytogenic **a.**, a. occurring apparently as an independent disease, due to a disturbance in function of the blood-making organs. **progress'ive pern'icious a.**, pernicious **a. sec'ondary a.**, a. occurring as a consequence of loss of blood, inanition, chronic poisoning, autointoxication, or some local or general disease. **sla'ty a.**, a grayish pallor of the face in acetanilide poisoning and in argyria. **spas'tic a.**, local anemia due to contraction of the blood-vessels of the part. **splen'ic a.**, splenic pseudoleucemia, a disease characterized by enlargement of the spleen, with moderate anemia and reduced percentage of hemoglobin. **symptomat'ic a.**, secondary **a. traumat'ic a.**, hemorrhagic **a. trophoneurot'ic a.**, a. induced by a profound nervous shock. **tunnel a.**, ankylostomiasis.

æmic, anæmic (an-e'mik or an-em'ik). Relating to, caused by, or suffering from anemia.

Anemone (an-em'o-ne) [G. *anemōnē*, the wind-flower, from *anemos*, wind.] A genus of herbaceous plants of the natural order *Ranunculaceæ*. **a. cam'phor**, *pulsatilla camphor*, **anemonin*** **a. pulsatill'a**, see *pulsatilla*.

anem'oin. *Pulsatilla camphor*, a white crystalline principle obtained from *Anemone pulsatilla*; employed in orchitis and epididymitis, asthma, whooping cough, and bronchitis, in doses of gr. $\frac{1}{10}$ - $\frac{1}{5}$ (0.001-0.005).

anem'ol. A volatile oil, possessing markedly toxic properties, obtained from plants of the genus *Anemone*.

anem'athy [G. *anemos*, wind, + *pathos*, suffering.] 1. A disease caused by high winds. Aerotherapy.

anemoph'olous [G. *anemos*, wind, + *philos*, fond.] 1. botany, noting flowers which are pollinated by the agency of wind.

anemophobia (an-em-o-f'o'bi-ah) [G. *anemos*, wind, + *phobos*, fear.] Morbid fear of draughts or of winds.

anemot'rophy, anæmot'rophy [G. *an-* priv. + *haima*, blood, + *trophē*, nourishment.] Atrophy of the blood, anemia from deficient formation of blood.

anencephal'e'mia, anencephal'e'mia [G. *an-* priv. + *enkephalos*, brain, + *haima*, blood.] Cerebral anemia.

anencepha'lia [G. *an-* priv. + *enkephalos*, brain.] Anencephaly, absence of the brain.

anencephal'ic. Relating to anencephalia, without brain.

anencephalohe'mia, anencephalohe'mia. Anencephalemia.

anenceph'alous. Anencephalic.

anenceph'alus [G. *an-* priv. + *enkephalos*, brain.] A monster without a brain.

anenceph'aly [G. *an-* priv. + *enkephalos*, brain.] Absence of the brain, or of all but the basal ganglia and cerebellum.

anen'terous [G. *an-* priv. + *entera*, intestines.] Having no intestine, noting certain parasites.

anep'la [G. *an-* priv. + *epos*, word.] Aphasia.

anepithymia (an-ep-i-thi'mi-ah) [G. *an-* priv. + *epithymia*, desire.] Absence of appetite or desire.

anergasia (an-ur-ga'si-ah) [G. *an-* priv. + *ergasia*, work.] Absence of functional activity.

anergic (an-ur'jik) [G. *an-* priv. + *ergon*, work.] 1. Lethargic; marked by total absence of energy or extreme inactivity. 2. Relating to, or marked by, anergy.

anergy (an-ur-ji) [G. *an-* priv. + (*en*)*ergeia*, from *ergon*, work.] Antianaphylaxis.

an'eroid [G. *a-* priv. + *nēros*, wet, + *eidos*, form.] Without fluid, noting a form of barometer, without mercury, in which the varying air-pressure is indicated by the movement of a metallic disc occluding a chamber exhausted of air.

anerythrocyte (an-er'i-thro-sit) [G. *an-* priv. + *erythros*, red, + *kytos*, cell.] Lympherythrocyte, a non-nucleated red cell without hemoglobin.

anerythroplasia (an-er'i-thro-pla'zi-ah) [G. *an-* priv. + *erythro(cy)te* + *G. plasis*, a moulding.] A condition in which there is no formation of red blood cells.

anerythroplastic (an-er'i-thro-plas'tik). Anerythroregenerative, marked by anerythroplasia.

an'erythrop'sia [G. *an-* priv. + *erythros*, red, + *opsis*, vision.] Red-blindness, inability to distinguish the color red.

aner'ythroregen'orative. Anerythroplastic, noting a condition in which regeneration of red blood cells does not take place.

an'esin, an'eson. Trade name of a solution of chlorotone.

anæsthesia, anæsthesia (an'es-the'sin-e'si-ah) [G. *an-* priv. + *aisthēsis*, sensation, + *kinēsis*, movement.] Combined sensory and motor paralysis.

anæsthesine'sia, anæsthesine'sia. Anæsthesia.

anesthesia, anæsthesia (an-es-the'zi-ah) [G. *an-* priv. + *aisthēsis*, sensation.] Loss of sensation, especially of tactile sensibility. **a. dolorosa**, painful **a.**, spontaneous pain in a part in which there is a loss of tactile sensation. **crossed a.**, a. of one side of the body due to a lesion on the other side of the brain. **elec'tric a.**, general anesthesia induced by the passage through the brain of a Leduc* current. **gaunt'let a.**, loss of sensation in the hand, extending from the tips of the fingers to the wrist. **gen'eral a.**, inhalation **a.**, surgical **a.**, insensibility induced by the inhalation of chloroform or other anesthetic. **induced a.**, temporary **a.** produced by drugs or other means. **infiltra'tion a.**, local **a.** induced by the injection of water or of a weak cocaine solution, Schleich's **a.**

insufflation a., insufflation narcosis, a. by insufflating a mixture of compressed air and ether into the trachea through a slender tube passed between the vocal cords. **lo'cal a.**, a. of a limited area induced by freezing, the injection of cocaine or similar substance, or other means. **mixed a.**, general a. produced by more than one drug, as that produced primarily by nitrous oxide gas and continued by ether or chloroform. **morphine-sco'polamine a.**, general anesthesia, without unconsciousness, induced by the injection of a mixture of morphine and scopolamine. **mus'cular a.**, loss of the muscle sense, of the power to determine the position of a limb or to recognize a difference in weights. **neu'ral a.**, local a. induced by the injection of an anesthetic into a nerve (*intranural*) or immediately around it (*paraneural*). **pres'sure a.**, the forcing of an anesthetic into the tissues, specifically into the pulp of a tooth, by pressure. **pri'mary a.**, a condition of general a., prior to the occurrence of insensibility, induced by the inhalation of ether or other anesthetic. **spi'nal a.**, (1) circumscribed anesthesia of the integument due to disease of the spinal cord; (2) anesthesia of the lower part of the body induced by the injection of a local anesthetic into the sheath of the lumbar cord, medullary narcosis. **surgical a.**, general a. **uni-lat'er'al a.**, hemianesthesia. **ve'nous a.**, local a. obtained by filling a segment of a cutaneous vein, in an ischemic limb, with a solution of novocaine or other anesthetic substance.

anesthesim'eter, anesthesiom'eter [G. *an-* priv. + *aisthesis*, sensation, + *metron*, measure.] 1. An instrument for determining the degree of anesthesia of a part; same as *esthesiometer*. 2. An appliance for measuring the amount of an anesthetic administered by inhalation.

anesthsin. A white, tasteless, odorless powder, the ethylic ether of para-amido-benzoic-acid; a local anesthetic; it has also been employed internally in doses of 3 to 5 gr. (0.2-0.3) to relieve the pain of gastritis and ulcer of the stomach.

anesthesiology (an-es-the-zi-ol'-o-ji) [*anesthesia* + *-ology*.] The science that treats of the various means of inducing local or general anesthesia and of the accidents and complications of this condition.

anesthesiophore (an-es-the-zi-o-for) [*anesthesia* + G. *phoros*, a carrier.] Carrying the anesthetic action, noting the chemical group in cocaine and other substances upon which the anesthetic effect depends.

anesthet'ic, anesthet'ic. 1. Marked by anesthesia, insensible to touch, or to pain or other stimuli. 2. Producing anesthesia. 3. A drug which produces local or general anesthesia. **gen'er'al a.**, one which produces general anesthesia, either by injection or by inhalation. **lo'cal a.**, a drug which produces local anesthesia when applied to the surface or injected into the tissues.

anesthetist. One who administers an anesthetic, usually for the production of general anesthesia.

an'esthetiza'tion. The induction of anesthesia; rendering anesthetic.

anesthetize. To induce anesthesia; to render anesthetic.

anesthetometer (an-es''the-tom'e-tur). Anesthesiometer.

anesthol. A trade name for a mixture of ethyl chloride 17.00, ether 56.75, and chloroform 43.25, having a boiling point of 40° C. (104° F.), employed by inhalation for the induction of surgical anesthesia.

anesthyl. A local anesthetic mixture of methyl chloride 1, and ethyl chloride 5.

an'estile. Trade name for a mixture of ethyl and methyl chlorides, for use as a general anesthetic.

anethi fructus (Br.). Dill, the fruit of *Anethum graveolens*; stimulant carminative in dose of gr. 15 (1.0). The aqua anethi is official in the B.P.

an'ethol. Paramethoxypropenylbenzene, anise camphor, a crystalline derivative of fennel and anise oils.

Anethum [G. *anethon*, dill.] A genus of plants of the natural order *Umbellifera*; two species, *A. fanic'ulum*, fennel, and *A. grave'olens*, are employed in medicine; see *anethi fructus* and *faniculum*.

anetiological (an-e-ti-o-loj'i-kal). Not etiological, not in accordance with the laws of etiology.


anetoderma (an'e-to-dur'mi-ah) [G. *anetos*, relaxed, + *derma*, skin.] Dermatitis.

aneuria (â-nu'ri-ah) [G. *a-* priv. + *neuron*, nerve.] A failure of nerve force; neurasthenia.

aneuric (â-nu'rik). Marked by aneuria; of weak nervous constitution.

an'euriam. Aneurysm.

aneurysm (an'u-rizm) [G. *aneurysma*, a widening.] A blood-containing tumor connecting directly with the lumen of an artery or formed by a circumscribed enlargement, either axial or lateral, of an artery. **ampull'ary a.**, sacculated a. a. by *anastomo'sis*, (1) cirroid a.; (2) aneurysmal varix.* **arte'riove'nous a.**, a blood-containing tumor connecting with both an artery and a vein; when a direct communication between the two vessels exists, without any intervening sac the condition is called *aneurysmal varix*; when there is a sac between the two it is called *varicose aneurysm*. **ax'ial a.**, one involving the entire



LIGATIONS FOR ANEURYSM: A. Anel's; B. Hunter's; C. Brasdor's; D. Wardrop's; E. Antyllus'.

circumference of a blood-vessel. **cir'soid a.**, active dilatation-a. **consec'utive a.**, diffuse a. **cylindroid a.**, tubular a. **diffuse a.**, one which has enlarged its area and spread to the surrounding tissues in consequence of rupture of its walls. **dilatation-a.**, general enlargement of an artery; it may be *active*, due to an actual growth and dilatation of a vessel, usually of a group of smaller arteries (*cir'soid a.*); or *passive*, a simple stretching of the diseased wall of the aorta or one of its primary branches. **dissect'ing a.**, an aneurysm formed by the escape of blood, through a crack in the intima, into the wall of the aorta or other large artery, leading to a separation of the coats of the vessel. **embolic a.**, an a. resulting from softening of the arterial wall at the site of lodgment of an embolus. **endog'enous a.**, a simple a. resulting from dilatation of the diseased coats of an artery. **exog'enous a.**, one due to tra-

matism. **false a.**, a pulsating swelling caused by rupture of all the coats of an artery, with retention of the escaped blood in a sac formed by the surrounding tissues. **fusiform a.**, an elongated spindle-shaped dilatation of an artery. **her'nial a.**, the protrusion of the stretched inner coats of an artery through a wound in the adventitia. **lat'eral a.**, peripheral a. (1). **med'ical a.**, an a. of one of the internal arteries inaccessible to surgical measures. **mil'iary a.**, one of a number of minute sacculated or fusiform dilatations of the smaller cerebral arteries, the rupture of which is a frequent cause of apoplexy. **periph'eral a.**, (1) a sac-like a. springing from one side of an artery; (2) an a. of one of the smaller branches of an artery. **rac'emo'se a.**, active dilatation-a. **ren'al a.**, renal epistaxis.* **sac'cular a.**, a sac-like bulging on one side of an artery, formed of the middle and outer coats. **ser'pentine a.**, dilatation and tortuosity of an artery, seen sometimes affecting the temporal artery in the aged. **sponta'neous a.**, endogenous a. **surgical a.**, an a. of one of the external arteries, which is amenable to surgical treatment. **trac'tion a.**, an aortic a. assumed to be due to the pull of a persistent ductus arteriosus. **traumat'ic a.**, exogenous a. **tu'bular a.**, the uniform dilatation of an artery along a considerable distance. **var'icose a.**, a blood-containing sac, communicating with both an artery and a vein.

aneurys'mal. Relating to an aneurysm.

aneurysmectomy (an-u-riz-mek'to-mē). Excision of the sac of an aneurysm.

aneurys'moplasty. Matas's operation.

aneurysmorrhaphy. Closure by suture of the sac of an aneurysm.

aneurysmot'omy. Incision into the sac of an aneurysm.

anfractuous (an-frak-tu-ōs'f-ti) [L. *anfractus*, winding, crooked.] A brain fissure.

anfractuous. Sinuous, bending.

angi-. For words so beginning, see *angi-*.

Angel'scu's sign (ahn-ja-les'koo). In cases of vertebral tuberculosis, when the patient lies on the back, the endeavor to bend the spine, so that he rests on the heels and occiput only, is painful or impossible of accomplishment.

angel'ica [L. *angelic* (+ *herba*, herb).] The root of *Angelica archangelica*. European angelica, garden angelica, Holy Ghost root, an herb of southern and middle Europe; tonic and stimulant expectorant in doses of gr. 10-30 (0.6-2.0). The roots of *A. atropurpurea*, American angelica, and of *A. sylvestris*, wild angelica, are also used.

angiectasia, angiectasis (an-ji-ek-ta'si-ah, an-ji-ek'ti-sis) [G. *angeion*, vessel, + *ektasis*, a stretching.] Dilatation of a lymphatic or blood-vessel.

angio'p'ia [G. *angeion*, vessel, + *ektōpos*, out of place.] Abnormal location of a blood-vessel.

angio'phra'xis [G. *angeion*, vessel, + *emphraxis*, stoppage.] Embolism or thrombosis.

angitis, angitis (an-je-i'e'tis, an-ji'(je'tis) [G. *angeion*, vessel, + *-itis*.] Inflammation of a blood-vessel (*arteritis*, *phlebitis*) or of a lymphatic (*lymphangitis*). **consec'utive a.**, a. caused by extension of the inflammatory process from the surrounding tissue s.

angioectis (an-je-lu-si'(se'tis) [G. *angeion*, vessel, + *leukos*, white, + *-itis*.] Lymphangitis.

angina (an-ji'nah; usually, though incorrectly, a-ji'nah) [L. *quinsy*.] 1. Sore-throat from any cause. 2. A severe cramp-like pain. **a. abdom'inis**, severe paroxysmal pain in the abdomen, due supposedly to irregular contractions of the blood-vessels of the intestinal walls. **a. arthrit'ica**,

gouty or rheumatic sore-throat. **a. cruris**, intermittent claudication. **a. epiglottide'a**, inflammation of the epiglottis. **a. follicula'ris**, follicular tonsillitis. **a. gangreno'sa**, a. maligna. **a. Ludovi'ci** or **Lud'wig's a.**, phlegmonous inflammation of the connective tissue in the neighborhood of one of the submaxillary glands. **a. malig'na**, gangrenous pharyngitis; putrid sore throat. **a. no'tha**, a vasomotoria. **a. parotid'ea**, mumps. **a. pec'toris** [L. *pectus*, chest], severe constricting pain in the chest, radiating from the region of the heart into the left shoulder and down the arm, sometimes into the back and down both arms, accompanied by a sense of cardiac oppression and the apprehension of immediate death; breast-pang. **a. spu'ria**, a vasomotoria. **a. ulcero'sa**, ulcerative pharyngitis. **a. vasomo'toria**, a. pectoris in which the breast-pang is comparatively slight, but pallor, followed by cyanosis, and coldness and numbness of the extremities are marked. **diph'theroid a.**, Vincent's a. **nerve a.**, a severe neuralgic attack due to spasmodic closure of sclerotic arteries of the nerves and posterior ganglia. **reflex' a.**, a vasomotoria. **ulceromem'branous a.**, Vincent's a. **Vin'cent's a.**, diphtheroid a., ulceromembranous a.; an ulceromembranous inflammation of the tonsil, accompanied by fever and other constitutional symptoms, due to the presence of Vincent's fusiform bacillus.

an'ginal. Relating to any angina, especially to angina pectoris.

an'ginoid [*angina* + G. *eidos*, resemblance.]

Resembling an angina, especially angina pectoris.

angino'pho'bia [*angina* + G. *phobos*, fear.] Extreme fear of an attack of angina pectoris.

an'ginose, an'ginous. Relating to any angina. **a. scarlat'ina**, a form of scarlatina in which the throat affection is unusually severe.

angioataxia (an'ji-o-ā-tak'si-ah) [G. *angeion*, vessel, + *ataxia*, confusion.] A condition of irregular spasmodic variability in arterial tonus.

angio'blast [G. *angeion*, vessel, + *blastos*, germ.] One of the cells from which the blood-vessels are developed.

an'giocar'diocinet'ic, an'giocar'diokinet'ic [G. *angeion*, vessel, + *kardia*, heart, + *kinēsis*, movement.] Causing dilatation or contraction in the heart and blood-vessels.

angiocarditis (an'je-o-kar-di'(de'tis) [G. *angeion*, vessel, + *kardia*, heart, + *-itis*.] Inflammation of the heart and blood-vessels.

angio'car'pous [G. *angeion*, vessel, + *karpos*, fruit.] 1. In botany, noting fungi in which the hymenial layer is disposed inside the tissue of the sporocarp. 2. Having the fruit enclosed.

angiocaverno'ma. Angioma cavernosum.

angio'cav'ernous. Relating to the condition present in angioma* cavernosum.

angiocholitis (an-je-o-ko-li'(le'tis) [G. *angeion*, vessel, + *cholē*, bile, + *-itis*.] Cholangitis; inflammation of the bile-ducts.

angiodermatitis (an'je-o-dur-ma-ti'(te'tis) [G. *angeion*, vessel, + *derma*, skin, + *-itis*.] Inflammation of the cutaneous vessels.

angiodys'trophy [G. *angeion*, vessel, + *dys-*, bad, + *trophē*, nourishment.] A nutritional disorder associated with marked vascular changes.

angio'bro'ma, pl. angio'bro'mata. An angioma with overgrowth of the connective-tissue framework; telangiectatic fibroma.

angio'gen'esis [G. *angeion*, vessel, + *genesis*, origin.] Development of the blood-vessels.

an'gioglio'ma. A mixed glioma and angioma.

angiogliosis (an-jī-o-gli-o'sis). The occurrence of an angioglioma.

angiograph [G. *angeion*, vessel, + *graphō*, I record.] Sphygmograph.

angiography [G. *angeion*, vessel, + *graphō*, a record.] A description of the blood-vessels and lymphatics.

angiohyalinosi (an''jī-o-hi''al-in-o'sis) [G. *angeion*, vessel, + *hyalos*, glass, + *-ōsis*.] Hyaline or waxy degeneration of the muscular coat of the blood-vessels. **a. hæmorrhag'ica**, hemophilia due to a congenital degeneration of the muscular coats of the arteries.

angiohyperto'nia [G. *angeion*, vessel, + *hyper*, over, + *tonos*, tension.] A condition of spasmodic contraction of the arteries; angiospasm.

angiohy'poto'nia [G. *angeion*, vessel, + *hypo*, under, + *tonos*, tension.] A condition of vascular relaxation; angioparalysis, angioparesis.

angiokerato'ma, pl. *angiokerato'mata* [G. *angeion*, vessel, + *keras*, horn, *-ōma*.] A wart-like outgrowth of the horny layer of the epidermis seated upon a telangiectatic patch.

angiokerato'sis. The occurrence of multiple angiokeratomata.

angioleucitis, **angioleukitis** (an''je-o-lu-si'(se')tis, an''je-o-lu-ki'(ke')tis) [G. *angeion*, vessel, + *leukos*, white, + *-itis*.] Lymphangitis.

angiolipoma. A mixed lipoma and angioma.

angiolith [G. *angeion*, vessel, + *lithos*, stone.] 1. A venous calculus, phlebolith.* 2. A calcareous deposit in the wall of an artery.

angiolith'ic. Relating to an angiolith.

angiol'ogy [G. *angeion*, vessel, + *-logia*.] The science which treats of the blood-vessels and lymphatics in all their relations.

angiolymphitis (an''je-o-lim-fi'(fe')tis). Lymphangitis.

angiolympho'ma [G. *angeion*, vessel, + L. *lymphā*, lymph, + G. *-ōma*.] A tumor composed chiefly of dilated lymphatics.

angioma, pl. *angio'mata* (an-jī-o'mah) [G. *angeion*, vessel, + *-ōma*.] A swelling or tumor due to dilatation of the blood-vessels (*hemangioma*) or lymphatics (*lymphangioma*). **a. caverno'sum**, cavernous a., cavernoma; a vascular erectile tumor containing large blood-filled spaces due apparently to dilatation and thickening of the walls of the capillary loops. **a. cu'tis**, an extreme form of nævus vascularis, hypertrophic nevus, in which the tumor is formed of a network of widely dilated blood-vessels. **a. hypertroph'icum**, hypertrophic a., a tumor formed of capillary vessels and of solid cylinders caused by hyperplasia of the endothelium. **a. serpigino'sum**, infective a., the presence of rings of red dots on the skin, which tend to widen peripherally, due to proliferation, with subsequent atrophy, of the superficial capillaries. **a. sim'plex**, simple a., a new growth characterized by the formation of new, usually dilated, capillaries with thickened wall due to an overgrowth of the endothelium. **a. veno'sum**, **racemo'sum**, the appearance (tortuous swelling) caused by varicosities of superficial veins. **infec'tive a.**, a. serpiginosum. **plex'iform a.**, a. cutis.

angiomalacia (an''jī-o-mā-la'si-ah) [G. *angeion*, vessel, + *malakia*, softness.] Softening of the walls of the blood-vessels.

angiomato'sis. A condition characterized by multiple angiomata.

angio'matous. Relating to or resembling an angioma.

angiom'eter [G. *angeion*, vessel, + *metron*, measure.] An instrument for measuring the diameter of a blood-vessel.

angiomycardiac (an''jī-o-mi-o-kar'dī-ak) [G. *angeion*, vessel, + *mys(myo-)*, muscle, + *kardi-ā*, heart.] Relating to the blood-vessels and the cardiac muscle.

angiomoma (an''jī-o-mi-o'mah). A mixed angioma and myoma; a very vascular myoma.

angio'myosarco'ma. A very vascular myosarcoma.

angioneurectomy (an''jī-o-nu-rek'to-mī) [G. *angeion*, vessel, + *neuron*, nerve, + *ektomē*, excision.]

1. Excision of the vessels and nerves of a part.

2. [G. *neuron*, cord.] Excision of a segment of the spermatic cord for the relief of an enlarged prostate or to produce sterility.

angioneure'dema (an''jī-o-nu-re-de'mah) [G. *angeion*, vessel, + *neuron*, nerve, + *oīdēma*, a swelling.] Edema due to an angioneurosis, or vasomotor disorder; written also *angioneuro'dema*.

angioneuro'sis, **angioneurosis** (an''jī-o-nu-ro'sis) [G. *angeion*, vessel, + *neuron*, nerve, + *-ōsis*.] A disorder due to disease or injury of the vasomotor nerves or center.

angioneuro'tic. Relating to an angioneurosis.

angioneuro'tomy [G. *angeion*, vessel, + *neuron*, nerve, + *tomē*, a cutting.] Division of both nerves and vessels of a part.

angio'par'ysis [G. *angeion*, vessel, + *paralysis*.] A condition of relaxation and loss of tone in the muscular coats of the smaller arteries causing a fall in blood-pressure; angiohypotonus.

angio'par'esis. Angioparalysis of slight degree.

angio'pathy [G. *angeion*, vessel, + *pathos*, suffering.] Any disease of the blood-vessels or lymphatics.

angio'plasy [G. *angeion*, vessel, + *plānē*, wandering.] Angiectopia.

angio'poietic (an''jī-o-poy-et'ik) [G. *angeion*, vessel, + *poiēō*, I make.] Vasifactive, vasoformative, causing the formation of blood-vessels in newly organized tissues, noting certain cells.

angio'pressure. Pressure on a vessel for the arrest of bleeding.

angio'r'haphy [G. *angeion*, vessel, + *rhaphe*, a seam.] Suture of any vessel, especially of a blood-vessel.

angio'rhex'is [G. *angeion*, vessel, + *rhexis*, rupture.] Rupture of a blood-vessel or lymphatic.

angio'sarco'ma. A mixed angioma and sarcoma.

angio'sclero'sis [G. *angeion*, vessel, + *sklērosis*, hardening.] Fibrous disease involving the entire vascular system.

angio'scope. A modified microscope for studying the capillary vessels.

angio'sialitis (an''je-o-si-al-i'(e')tis) [G. *angeion*, vessel, + *salon*, saliva, + *-itis*.] Inflammation of a salivary duct.

angio'sis. Angiopathy.

angio'spasm [G. *angeion*, vessel, + *spasmos*, tension.] A condition of spasmodic contraction of the muscular coats of the smaller arteries, causing an increase in blood-pressure; angiohypertonus.

angio'spas'tic. Relating to or marked by angio spasm.

angio'sperm (an''jī-o-sperm) [G. *angeion*, vessel, + *sperma*, seed.] A plant the seed of which is enclosed in a distinct covering, the ovules being enclosed in an ovary and fertilized through the medium of a stigma.

angio'steno'sis [G. *angeion*, vessel, + *stenōō*, make narrow.] Contraction of the blood-vessels.

angio'steosis (an''je-os-te-o'sis) [G. *angeion*, vessel + *osteon*, bone.] Calcareous degeneration of the walls of the arteries.

angio'strophy [G. *angeion*, vessel, + *strophē*, a twist.] Twisting the cut end of an artery to arrest bleeding.

angiotelectasia (an''ji-o-tel-ek-ta'st-ah) [G. *angeion*, vessel, + *telos*, end, + *ektasis*, a stretching out.] Dilatation of the terminal arterioles.

angiotomy [G. *angeion*, vessel, + *tomē*, cutting.] 1. Section of an artery or vein. 2. Anatomy of the blood-vessels and lymphatics.

angiotonic [G. *angeion*, vessel, + *tonos*, tension.] Increasing arterial tension.

angiotribe (an''ji-o-trīb) [G. *angeion*, vessel, + *tribō*, I bruise.] A crushing instrument, in the shape of strong forceps with screw attachment, employed to crush the end of an artery together with the tissue in which it is embedded, to arrest hemorrhage.

angiotripsy [G. *angeion*, vessel, + *tripsis*, friction, bruising.] The use of the angiotribe to arrest hemorrhage.

angiotrophic [G. *angeion*, vessel, + *trophē*, nourishment.] Relating to the nutrition of the blood-vessels or lymphatics.

angle (ang'gl) [L. *angulus*.] The meeting point of two lines or planes; the figure formed by the junction of two lines or planes; the space bounded on two sides by lines or planes which meet.

alpha a., the a. between the axis of vision and the corneal axis.

alveolar a., the a. between the horizontal plane and a line connecting the base of the nasal spine and the middle point of the projection of the alveolus of the upper jaw.

a. of aberration, a. of refraction.

a. of aperture, the angle at the focus of a lens formed by two lines drawn from opposite sides of its periphery.

a. of convergence, the a. which the visual axis makes with the median line when a near object is looked at.

a. of deviation, a. of refraction.

a. of incidence, (1) the a. which a ray entering a refracting medium makes with a line drawn perpendicular to the surface of this medium; (2) the angle which a ray striking a reflecting surface makes with a line perpendicular to this surface.

a. of reflection, the a. which a ray reflected from a surface makes with a line drawn perpendicular to this surface; it is equal to the a. of incidence (2).

a. of refraction, the a. which a ray leaving a refracting medium makes with a line drawn perpendicular to the surface of this medium.

a. of the iris, the angle between the iris and the cornea at the periphery of the anterior chamber of the eye.

a. of the jaw, the a. formed by the lower surface of the body and the posterior edge of the ramus of the mandible.

a. of the mandible, a. of the jaw.

a. of the pubes, pubic a.

a. of torsion, the angle formed by two axial planes of a long bone.

axial a., an angle formed by two surfaces of a body, the line of union of which is parallel with its axis; the axial angles of a tooth are the *distobuccal*, *distolabial*, *distolingual*, *mesio Buccal*, *mesiolabial*, and *mesiolingual* (see these adjectives).

basilar a., Broca's a., one formed by the intersection at the basion of lines coming from the nasal spine and the nasal point.

beta a., the angle formed by a line connecting the bregma and horizon meeting the radius fixus.

biorbital a., that formed by the meeting of the axes of the orbits.

cephalic a., one of several angles formed by the intersection of two lines passing through certain determined points of the face or cranium.

costal a., the a. at which the lower border of the false ribs meets the axis of the sternum.

craniocentral a., the angle formed by the meeting of the basifacial and basicranial axes at the midpoint of the sphenothmoidal suture.

facial a., Camper's a., the angle made by lines from the external auditory meatus and the nasal spine meeting the upper middle incisor teeth;

gamma a., the a. between the axis of the eyeball and line of vision.

iridocorneal a., a. of the iris.

line a., the line of meeting of two surfaces.

metafacial a., Serres' a., angle between the pterygoid processes and the base of the skull.

meter a., the unit of convergence, the angle which the visual line makes with the median line when looking at an object distant one meter.

occipital a., Daubenton's a., one formed by the intersection at the opisthion of lines from the basion and from the lower border of the orbit.

ophryosphenal a., the a. formed at the anterior nasal spine by lines drawn from the auricular point and the glabella, Broca's facial a., Jacquart's a., Topinard's a.

optic a., the angle formed by the meeting of the visual axes.

parietal a., Quatrefages's a., one formed by the meeting of the prolongation of two lines tangential to the most prominent part of the zygomatic arch and to the parietofrontal suture on each side; when the lines remain parallel the angle is zero, when they diverge it is negative.

point a., in dental anatomy the point where three surfaces meet.

pubic a., the junction of the two rami of the pubes, called by some anatomists the corpus or body of the pubes.

solid a., point a.

sphenoid a., **sphenoidal a.**, (1) Welcker's a., one formed by the intersection at the top of the sella turcica (dorsum selle), of lines coming from the nasal point and from the tip of the rostrum of the sphenoid; (2) the anterior inferior angle of the parietal bone.

sternal a., a. of Louis, angulus Ludovici, the angle between the manubrium and the body of the sternum.

venous a., Pirogoff's a., the junction of the internal jugular and subclavian veins, toward which converge the external and the anterior jugular and the vertebral veins, the thoracic duct, and the right lymphatic duct.

visual a., the a. formed at the retina by the meeting of lines drawn from the periphery of the object seen.

angor (ang'gor) [L. *quinsy*, anguish.] Extreme distress or pain. **a. pectoris**, angina pectoris.

angostura bark (an''gos-tu'rah) [Sp. *Angostura*, the "Narrows," a town on the Orinoco River, whence the bark is exported.] The bark of *Cusparia** *angustura* (*Galipea cusparia*).

angosturine (an''gos-tu'rēn). An alkaloid derived from angostura bark; a bitter tonic.

Ångström's law (awng'strēm) [Anders Jonas Ångström, Swedish physicist, 1814-1874.] A substance absorbs light of the same kind, i.e. of the same wave-length, as it emits when luminous.

Å's scale, a table of wave-lengths of a large number of light rays corresponding to as many Fraunhofer's lines in the spectrum. **Å's unit**, a tenthmeter, .0001 micron, or .000001 millimeter.

Anguillula [L. dim. of *anguilla*, eel.] A genus of nematode worms. **A. aceti**, the vinegar eel. **A. intestinalis**, *Strongyloides intestinalis*, the parasitic generation of a round worm infesting the intestine in tropical and subtropical countries. **A. stercoralis**, *Strongyloides stercoralis*, the free stage of *A. intestinalis*, the mature worm of the embryo of the parasitic form.

anguilluliasis. Infestation with *Anguillula intestinalis*.

angular (ang'gu-lar). Relating to an angle; marked by one or more bends. **a. artery**, the facial artery in the neighborhood of the inner canthus of the eye. **a. convulsion**, a. **gyrus**, see *gyrus angularis*.

angulus, gen. and pl. *anguli* [L.] An angle or corner; see *angle*. **a. iridis** [BNA], angle of the iris, iridocorneal angle, the acute angle between the iris and the cornea at the periphery of the anterior chamber of the eye. **a. iridocornealis**, a. **iridic**, a. **Ludovici**, **Louis'** angle, sternal angle.* . . .

angustu'ra. Angostura.

anhal'onine. An alkaloid from *Anhalonium lewinii*, occurring in the form of the hydrochloride, a white crystalline powder soluble in water; recommended in asthma and angina pectoris.

Anhalo'nium lewin'i. Mescal buttons, a Mexican plant, employed in neurasthenia, asthma, angina pectoris, and insomnia in doses of gr. 10-15 (0.6-1.0) of the crude drug, or $\overline{\text{m}}\text{x}$ -5 (0.06-0.3) of the fluidextract.

anhaph'ia. Anaphia.

anhedo'nia [G. *an-* priv. + *hedonē*, pleasure.] Absence of pleasure from the performance of acts which would ordinarily be pleasurable.

anhela'cio (*anhela'tio*) *clamo'as* [L. *anhelare*, to pant; *clamosus*, noisy.] Whooping cough.

anhela'tion [L. *anhelare*, to pant.] Shortness of breath, panting.

anhemato'sis [G. *an-* priv. + *haimatōsis*, a changing into blood.] Insufficient or defective blood formation.

anhep'atogen'ic [G. *an-* priv. + *hepar* (*hepat-*), liver, + *gennaō*, I produce.] Not produced in or by the liver.

anhidrosis, anidrosis (an-hi-dro'sis, an-i-dro'sis) [G. *an-* priv. + *hidrōs*, sweat.] Marked diminution or suppression of perspiration.

anhidrot'ic. 1. Checking perspiration. 2. Anything having a tendency to arrest or prevent perspiration.

anhis'tic, anhis'tous [G. *an-* priv. + *histos*, web.] Without apparent structure.

anhydremia, anhydræmia (an-hi-dre'mi-ah) [G. *an-* priv. + *hydōr*, water, + *haima*, blood.] Deficiency in the fluid portion of the blood.

anhydride (an-hi'drid) [G. *an-* priv. + *hydōr*, water.] An oxide which can combine with water to form an acid, or which is derived from an acid by the abstraction of water; see *basic oxide*.*

anhydromyelia (an-hi''dro-mi-e'll-ah) [G. *an-* priv. + *hydōr*, water, + *myelon*, marrow.] Deficiency in the spinal fluid.

anhydrous [G. *an-* priv. + *hydōr*, water.] Containing no water.

anhypno'sis [G. *an-* priv. + *hypnos*, sleep.] Insomnia.

anlian'thinopey [G. *an-* priv. + *ianthinos*, violet-colored, + *opsis*, vision.] Violet-blindness, inability to recognize violet or purple.

anid'ean. Shapeless, amorphous; noting a formless monster, anideus.

anideus (an-id'e-us) [G. *an-* priv. + *eidōs*, shape.] Fetus anideus; a shapeless monster; a simple, rounded mass with slight indications of parts.

anidro'sis. Anhidrosis.

an'ilide. Phenylamide, a compound in which an acid radical has been substituted for one of the hydrogen atoms of the amido group.

an'ilin, an'iline [Ar. *an-nil*, indigo.] Phenylamine, $\text{C}_6\text{H}_5(\text{NH}_2)$, an oily, colorless or brownish fluid of aromatic odor and acrid taste, which combines with numerous substances to form dyes of various colors; it is derived from benzene by the substitution of the group (NH_2) for one of the hydrogen atoms.

an'iline-wa'ter solu'tion. Koch*-Ehrlich stain.

anilinophil, anilinophile (an'ī-lin'o-fil, or fil) [*anilin* + G. *philos*, fond.] Noting a cell or histological structure which takes readily an aniline stain.

anilinoph'ilous. Anilinophil.

anilpyrine (an'ī-l-i-pi'rēn.) A substance obtained by fusing 188 parts of antipyrine with 135 parts of acetanilide; occurs as a white crystalline powder,

soluble in water; employed in rheumatism and influenza in doses of gr. 8 (0.5).

an'ilism. Chronic aniline poisoning characterized by gastric and cardiac weakness, vertigo, muscular depression, intermittent pulse, and cyanosis.

an'ima [L. air, breath.] 1. The soul. 2. The active principle of a drug.

an'imal [L.] 1. A living and, in the higher orders, sentient being as distinguished from a vegetable or mineral. 2. One of the lower animals as distinguished from man. 3. Relating to the physical as distinguished from the intellectual or psychic part of man.

animalcule (an-i-mal'kūl) [L. *animalculum*, dim. of *animal*.] A minute, microscopic, unicellular animal organism; protozoan.

animal'ity. The sum of characteristics distinguishing an animal from a vegetable organism.

anima'tion [L. *animare*, to make alive; *anima*, breath, soul.] 1. The state of being alive. 2. Liveliness, high spirits. **suspen'ded a.**, a temporary condition of apparent death, with cessation of respiration.

an'i'odol. Trade name of a preparation said to be a 1 per cent. solution of paraformaldehyde; a clear fluid of an alliaceous odor, employed as a germicide and disinfectant and for the sterilization of instruments.

anion (an'i-on) [G. *anidōn*, going up.] An ion which carries a charge of negative electricity; the element which, during electrolysis of a chemical compound, appears at the positive pole or anode. The atoms of iodine, bromine, and chlorine are anions; in salts the acid molecules are anions.

anios (an'i-os). Trade name of a preparation of formaldehyde with phenol, employed as an antiseptic.

anirid'ia [G. *an-* priv. + *iris*.] Absence, complete or partial, of the iris; iridermia.

an'isate. 1. A salt of anisic acid, usually possessing antiseptic properties. 2. To flavor with anise.

anischuria (an-is-ku'ri-ah) [G. *an-* priv. + *ischouria*, retention of urine.] Incontinence of urine.

anise (an'is). The fruit of *Pimpinella anisum*; see *anisum*. **Chinese' a.**, **star a.**, **illicium**.

an'iseed. Anisum.

anis'ic. Relating to anise. **a. acid**, a crystalline volatile acid, $\text{C}_7\text{H}_5\text{O}_3$, obtained from aniseed; it forms the antiseptic anisates.

an'i fruc'tus (Br). Anisum. **a. stella'ti fruc'tus** (Br.), Chinese or star anise, illicium.

an'isime. An alkaloid derived from anisum

an'isochromat'ic. [G. *anisos*, unequal, + *chrōma*, color.] Not of uniform color.

anisocor'ia [G. *anisos*, unequal, + *korē*, pupil.] A condition in which the two pupils are not of equal size.

anisocyt'is [G. *anisos*, unequal, + *kytos*, a hollow (cell), + *-ōsis*.] A condition in which the red blood cells are not uniform in size.

anisog'amy [G. *anisos*, unequal, + *gamos*, marriage.] Fusion of, or conjugation between, two gametes unequal in size or form.

an'isohy'percyto'sis [G. *anisos*, unequal, + *hyper*, above, + *kytos*, cell.] A blood state in which the number of leucocytes is increased and the normal proportion between the different varieties is disturbed.

an'isohy'pocyto'sis [G. *anisos*, unequal, + *hypo*, beneath, + *kytos*, cell.] A condition in which the number of leucocytes in the blood is decreased, the relative proportion between the different varieties being at the same time altered.

aniso'ic. Anisic.

an'isol. Methylphenyl ester, anisoil; a colorless ethereal liquid obtained from anisic acid.

anisoleucocytosis (an'ti-so-lu'ko-si-to'sis) [G. *anisos*, unequal, + *leukos*, white, + *kytos*, cell.] Aniso-normocytosis.

an'isomé'tria [G. *anisos*, unequal, + *melos*, limb.] A condition of inequality between two paired limbs.

an'isomé'tro'pia [G. *anisos*, unequal, + *metron*, measure, + *ōps*, sight.] A state in which there is a pronounced difference in the power of refraction between the two eyes.

anisometrop'ic. 1. Relating to anisometropia. 2. Having eyes markedly unequal in refractive power.

an'isonor'mocytosis [G. *anisos*, unequal, + L. *norma*, rule, + G. *kytos*, cell.] A condition in which the number of leucocytes in the blood is normal, but the relation in numbers of the different forms is abnormal.

aniso'pia [G. *anisos*, unequal, + *ōps*, sight.] A condition of inequality in visual power between the two eyes.

anisospore (an'ti-so-spōr) [G. *anisos*, unequal, + *sporos*, seed.] A sexual cell uniting with one of the opposite sex by conjugation to form a new organism, as distinguished from the nonsexual cell, or *isospore*.

an'isot'monous [G. *anisos*, uneven, + *stēmōn*, stamen.] In botany, noting a flower in which the number of stamens is less than that of the parts of the corolla or of the petals.

an'isot'hen'ic [G. *anisos*, unequal, + *sthenos*, strength.] Of unequal strength, noting two muscles or groups of muscles either paired or antagonists.

anisot'ropal, anisotrop'ic, anisot'ropous [G. *anisos*, unequal, + *tropos*, a turning.] 1. Not equal in all directions. 2. Unequal in refracting power.

an'isum (U.S.), **an'is frue'tus** (Br.) [G. *anison*, anise, dill.] Anise, the fruit of *Pimpinella anisum*; aromatic and carminative. The aqua, oleum, and spiritus are official.

aniso'ria [G. *an-* priv. + *isos*, equal, + *ouron*, urine.] Excretion of urine at varying rates, as measured from hour to hour.

antigenous (ā'ni-troj'en-us). Non-nitrogenous.

ankle'trodon. Ancistrodon.

ankle (ang'ki) [A.S. *ancleow*.] 1. The ankle-joint. 2. The leg between the foot and the swell of the calf.

ank'le-bone. Talus,* astragalus.

ank'le-clo'nus. A rhythmical contraction of the calf muscles following a sudden passive dorsal flexion of the foot, the leg being semiflexed.

ank'le-jerk. Ankle reflex.*

ankle-joint'. Articulation talocruralis, articulation between the tibia and fibula and the astragalus.

ankle-re'flex. See under *reflex*.

ankyloblepharon (ang-ki-lo-blef'ar-on) [G. *ankylō*, a stiff joint (*ankylos*, bent), + *blepharon*, eyelid.] Adhesion of the eyelids to each other.

ankylochilia (ang-ki-lo-ki'lli-ah) [G. *ankylō*, a stiff joint (*ankylos*, bent), + *cheilos*, lip.] Adhesion of the lips to each other.

ankylocolpos (ang-ki-lo-kol'pos) [G. *ankylō*, stiff joint (*ankylos*, bent), + *kolpos*, gulf (vagina).] Adhesion of the walls of the vagina.

ankylo'dactylia (ang-ki-lo-dak-til'ti-ah) [G. *ankylō*, stiff joint (*ankylos*, bent), + *daktylos*, finger.] Adhesion between two or more fingers or toes.

ankyloglossia, ankyloglossum (ang-ki-lo-glos'ti-ah, ang-ki-lo-glos'um) [G. *ankylō*, stiff joint (*ankylos*,

bent), + *glōssa*, tongue.] Adhesion of the tongue to any part of the mouth, specifically, abnormal shortness of the frenum linguae tongue-tie.

ankylomele (ang-ki-lo-me'le) [G. *ankylos*, bent.] 1.

A curved or bent probe. 2. Fusion of the legs.

ankyloproctia (ang-ki-lo-prok'shi-ah) [G. *ankylō*, stiff joint (*ankylos*, bent), + *prōktos*, anus.] Imperforation or stricture of the anus.

ankyloed (ang'ki-lōd) Stiffened, bound- by adhesions, noting a joint in a state of ankylosis.

ankylosis (ang-ki-lo'sis) [G. *ankylōsis*, stiffening of a joint.] Stiffening or fixation of a joint. **bony a.**, true a., osseous union between the bones forming a joint. **extracapsular a.**, stiffness of a joint due to induration of the surrounding tissues. **false a.**, fibrous a. **fibrous a.**, stiffening of a joint due to the presence of fibrous bands between the bones forming the joint. **intracapsular a.**, stiffness of a joint due to the presence of bony or fibrous adhesions between the bones forming the joint. **ligamentous a.**, fibrous a. **spurious a.**, extracapsular a. **true a.**, bony a.

Ankylos'toma [G. *ankylō*, hooked, + *stoma*, mouth.] Uncinari,* Doehmias.

ankylos'toma [G. *ankylō*, stiff joint (*ankylos*, bent), + *stoma*, mouth.] Trismus,* lockjaw.

ankylostomi'asis. Uncinariasis,* doehmiasis, hook-worm disease, tunnel-anemia, miner's anemia, Egyptian chlorosis, St. Gothard disease.

ankylotia (ang-ki-lo'shiyah) [G. *ankylō*, stiff joint (*ankylos*, bent), + *ous* (ō-), ear.] Imperforation or stenosis of the external auditory meatus.

ankylotome (ang'ki-lo-tōm) [G. *ankylō*, stiff joint (*ankylos*, bent), + *tōmos*, cutting.] A cutting instrument for separating abnormally adherent surfaces; specifically an instrument for cutting the frenum linguae for the relief of tongue-tie.

ankylot'omy [G. *ankylō*, stiff joint (*ankylos*, bent), + *tomē*, a cutting.] The division of abnormal adhesions between opposing surfaces; specifically division of the frenum linguae for the relief of tongue-tie.

ankylurethria (ang-kil-u-re'thri-ah) [G. *ankylō*, stiff joint (*ankylos*, bent), + *ourēthra*, urethra.] Imperforation or stricture of the urethra.

ankyroid (ang'ki-royd) [G. *ankyra*, hook, + *eidos*, shape.] Hook-shaped.

anlge (ahn'lah-gheh) [German.] Proton, primordialium.

An'nandale's opera'tion [Thomas Annandale, Scotch surgeon, 1838-1907.] 1. Exsection of the internal condyle of the femur for knock-knee. 2. Fixation by sutures of a loose cartilage in the knee-joint.

annatt'o. Arnatto.

anneal (ā-nēl) [A.S. *anaelan*, to burn.] In dentistry, to heat the gold leaf preparatory to its insertion into a cavity, in order to soften it and make it aseptic.

anneal'ing lamp. A small alcohol lamp used by dentists for heating the gold leaf in the operation of filling a tooth-cavity.

annex'a [L. *annectare*, to tie on, annex.] Appendages, parts accessory to the main organ or structure. **a. oc'uli**, the eyelids, lacrimal glands, etc., associated with the eyeball. **a. u'teri**, uterine appendages, the Fallopian tubes and ovaries.

annexitis (an-eks-i' (e')tis) [L. *annexa* + G. *-itis*.] Inflammation of the uterine appendages, one or both ovaries and oviducts.

annex'opexy [L. *annexa* + G. *pēxis*, a putting together.] The operation of attaching the ovary and oviduct, on one or both sides, to the anterior abdominal wall.

annott'o. Arnotto.

ann'ual [L. *annus*, a year.] 1. Relating to a year, yearly, once a year. 2. A plant the root of which dies with the coming of frost, and which must be propagated anew each spring from seed or bulb.

ann'uens [L. *annuere*, to nod to.] *Musculus rectus capitis anterior*.

ann'uent. Nodding, noting the annuens* muscle.

annu'itant. The designated person to whom an annuity is paid.

annu'ity [Fr. *annuité*; L. *annus*, year.] A definite sum of money paid annually to a designated person. **a. certain**, an a. paid for a specified number of years to the beneficiary of a life-insurance policy or to his heirs in lieu of the payment of the full amount of the policy at death. **contin'gent a.**, one which is to terminate on the occurrence of some specified event, such as the marriage of the annuitant. **deferred' a.**, an a., the payments of which do not begin until some time in the future specified in the contract. **joint a.**, one in which two or more persons participate and which is terminated by the death of any one of the annuitants. **life a.**, an a. continued until the death of the annuitant. **a. on the last survi'vor**, one in which two or more persons participate and which is terminated only on the death of the last survivor. **perpet'ual a.**, an a., to be paid for all time to the annuitant and to his heirs after his death. **survi'vorship a.**, an a. paid to a designated person, called the *nominee*, in case he survive the holder of an insurance policy which contains such a provision as part of the contract. **tem'porary a.**, one which terminates after a specified number of payments have been made, or earlier if the annuitant dies. **value of the a.**, the net cost of an a., that is, the net amount which must be paid therefor in one sum.

ann'ular [L. *annulus*, ring.] Ring-shaped, circular.

annulorraphy (an-u-lor'á-fí) [L. *annulus*, ring, + G. *raphē*, seam.] Closure of a hernial ring by suture.

ann'ulus [L.] A ring; a circular or ring-shaped structure. **a. abdomina'lis**, the internal or external opening of the inguinal canal, a. inguinalis abdominalis or a. inguinalis subcutaneus. **a. cilia'ris**, the periphery of the iris. **a. crura'lis**, a. femoralis. **a. femora'lis** [BNA], crural or femoral ring; the upper opening of the femoral canal, bounded in front by Poupert's ligament, behind by the pectineus muscle, internally by Gimbernat's ligament, and externally by the femoral vein. **a. fibro'sus**, one of two fibrous rings surrounding the atrioventricular orifices, *circulus callosus Halleri*. **a. hæmorrhoida'lis**, a circular elevation at the termination of Morgagni's rectal columns, corresponding to the location of the external sphincter muscle; it contains the venous anastomoses of the hemorrhoidal plexus. **a. inguina'lis abdomina'lis** [BNA], internal abdominal ring, the entrance to the inguinal canal, about half an inch above the center of Poupert's ligament. **a. inguina'lis subcuta'neus** [BNA], external abdominal ring, an opening in the aponeurosis of the obliquus externus just above the spine of the pubis, which transmits the spermatic cord in the male, the round ligament of the uterus in the female. **a. iridis**, ring of the iris, one of two zones on the anterior surface of the iris, separated by a circular line concentric with the pupillary border; the a. *iridis minor* is the inner of the two zones and is much narrower than the other. **a. iridis major**. **a. mi'grans lin'guæ**, geograph-

ical tongue.* **a. ova'lis**, *limbus* fossæ ovalis* [BNA]. **a. præputia'lis**, the line of junction of skin and mucous membrane at the anterior extremity of the prepuce. **a. trache'æ**, one of the cartilaginous rings of the trachea. **a. tympan'icus**, tympanic ring, a more or less complete bony ring at the inner end of the external auditory meatus, giving attachment to the drum membrane. **a. umbilica'lis**, umbilical ring, an opening in the linea alba through which pass the umbilical vessels in the fetus; it is at first near the pubis, but gradually ascends to the center of the abdomen; it is closed in the adult, its site being indicated by the umbilicus or navel. **a. urethra'lis**, a thickening of the middle muscular coat of the bladder around the urethral opening, forming the sphincter vesicæ muscle.

AnOC. Abbreviation for anodal, or positive pole, opening contraction.

anochromasia (an''o-kro-ma'si-ah). *Achromasia*(3). **anoci'-association** (ā-no'si-as-so-si-'shun) [G. *a. priv.*] A condition in which all noci*-associations are excluded, thus preventing fear, pain, shock, and postoperative neuroses in cases of surgical operations or trauma.

anococcygeal (a-no-kok-si'e-al). Relating to both anus and coccyx. **a. body**, a mass of fibrous and muscular tissues lying between the anus and coccyx. **a. lig'ament**, a band of fibrous tissue connecting the external sphincter ani and the tip of the coccyx.

an'odal. Relating to the anode.

anode (an'od) [G. *anodos*, a way up.] The positive pole of a galvanic battery or the electrode connected with it; the point at which a voltaic current enters an electrolyte.

an'o'dic. Relating to the anode; electronegative.

anod'mia [G. *an-* priv. + *odmē*, stench.] *Anosmia*.

anodontia (an-o-don'shyah) [G. *an-* priv. + *odont-*, tooth.] Absence of teeth.

anodyne (an'o-din) [G. *an-* priv. + *odynē*, pain.]

1. Quieting pain. 2. An agent which has the power to relieve pain. **Hoffmann's a.**, see under *Hoffmann*.

anodyn'ia. Freedom from or cessation of pain.

anoesia (an-o-e'si-ah) [G. *anoësia*, from *a-* priv. + *noos*, perception.] Idiocy, imbecility, lack of the power of comprehension.

anoetic (an-o-et'ic). 1. Relating to or suffering from anoësia. 2. Incomprehensible.

anola (an-oy'ah) [G. *anola*, from *a-* priv. + *noos*, understanding.] *Anoësia*.

anomaloscope (an-om'al-o-skōp) [G. *anomalos*, irregular, + *skopō*, I examine.] An instrument in the form of a telescope, employed for the detection of color blindness; i.e. of dichromatism and of anomalous trichromatism.

anomalot'rophy [G. *anomalos*, irregular, + *trophē*, nourishment.] Abnormality in the nutritive processes.

anom'alous [anōmalos, irregular] Abnormal, unusual, irregular.

anom'aly [G. *anomalia*, irregularity.] Anything unusual or irregular or contrary to the general rule.

ano'mia [G. *a-* priv. + *ōnoma*, name.] Optic aphasia, inability to name objects, although they are subjectively perceived.

anonym'ia (an-o-nik'i-ah) [G. *an-* priv. + *onym* (*onym-*), nail.] Absence of the nails.

anon'ymous [G. *anōnymos*, from *an-* priv. + *onyma*, name.] Nameless. **a. ar'tery**, *arteria anonyma*.

a. veins, *venæ anonymæ*.

anoopsia (an-o-op'si-ah) [G. *anō*, upward, + *opsis*, vision.] Hyperphoria.

Anopheles (an-*of*'*ē-lēz*) [G. *anōphēlēs*, useless, harmful.] A genus of mosquitos of the family *Culicidae*, subfamily *Anophelinae*. The sporogenous cycle of the malarial parasite is passed in the body cavity of a female mosquito of this genus. **A. albimanus** [L. *albus*, white, + *manus*, hand], a species having white hind feet, a common carrier of the malarial parasite. **A. maculipennis**, the type species of this genus; the wings are marked by spots formed of collections of scabs; one of the most widely spread species and active in the dissemination of the malarial germ.

anophelicide (an-*ō-fel*'*ī-sid*) [*anopheles* + L. *cadere*, to kill.] An agent which is destructive to the anopheles mosquito.

anophelifuge (an-*ō-fel*'*ī-fūj*) [*anopheles* + L. *fugare*, to chase away.] An agent which drives away or prevents the bite of anopheles mosquitos.

anoph'elism. The habitual presence in any region of anopheles mosquitos.

anoph'oria [G. *anō*, upward, + *phoros*, tending.] Hyperphoria.

anophthal'mia [G. *an-* priv. + *ophthalmos*, eye.] Congenital absence of one or both eyes. **a. cyclo'pica**, a condition in which the eyes and the orbits are rudimentary and fused together.

anophthal'mos. Anophthalmus (1).

anophthal'mus [G. *an-* priv. + *ophthalmos*, eye.] 1. Congenital absence of an eye, its place being taken by a small solid or cystic body. 2. A monster without eyes.

ano'pia [G. *an-* priv. + *ōps* (*ōp-*) eye.] 1. Anophthalmia. 2. Anopsia. 3. [G. *anō*, upward.] Hyperphoria.

anop'sia [G. *an-* priv. + *opsis*, sight.] 1. Non-use of the faculty of vision, such as occurs in the case of prisoners confined in dark cells, or results from cataract or high degrees of refractive errors or from the disuse of one eye in marked strabismus; it results in amblyopia. 2. Anopsia.

anorchia, **anorchism** (an-*or*'*kī-ah*, an-*or*'*kizm*) [G. *an-* priv. + *orchis*, testis.] Absence or failure of descent of the testicles.

anorchus (an-*or*'*kus*). A male without testicles in the scrotum, either through lack or through failure of descent.

anorec'tal. Relating to both anus and rectum.

anorex'ia [G. *an-* priv. + *orexis*, appetite.] Loss of appetite. **a. nervo'sa**, a condition marked by loss of appetite with loss of weight, accompanied by delusions and marked hysterical symptoms.

anorthog'raphy [G. *an-* priv. + *orthos*, straight, + *graphō*, I write.] Agraphia, especially motor agraphia.

anorthop'ia [G. *an-* priv. + *orthos*, straight, + *ōps* (*ōp-*), eye.] Heterophoria.

anosc'ope [L. *anus* + G. *skopeō*, I view.] Anal speculum, an instrument to facilitate inspection of the anal canal.

anosmat'ic. Relating to anosmia.

anos'mia [G. *an-* priv. + *osmē*, sense of smell.] A loss of the sense of smell. It may be *essential* or *true*, due to lesion of the olfactory nerve; *mechanical* or *respiratory*, due to obstruction of the nasal fossae; *reflex*, due to disease in some other part or organ; *functional*, without any apparent causal lesion.

anosphra'sia [G. *an-* priv. + *osphrasia*, smell.] Anosphresia. anosmia.*

anosphre'sia [G. *an-* priv. + *osphrēsis*, smell.] Anosphresia. anosmia.*

ano'spinal (a-no-spi'nal). Relating to the center in the spinal cord which controls the contraction of the anal sphincter.

anosto'sis [G. *an-* priv. + *osteon*, bone.] Failure of ossification.

anotia (an-*ō*'*shyah*) [G. *an-* priv. + *ous* (*ōt-*), ear.] Congenital absence of the pinna of the ear.

anotro'pia [G. *anō*, up, + *trōpē*, a turning.] Upward squint, hyperphoria.

anotus (an-*ō*'*tus*) [G. *an-* priv. + *ous* (*ōt-*), ear.] A monster without ears, external or internal.

anovesical (a-no-ves'ti-kal). Relating in any way to both anus and urinary bladder.

anoxe'mia, **anoxe'mia** [G. *an-* priv. + E. *oxygen* + G. *haima*, blood.] Deficient aeration of the blood.

anoxhe'mia, **anoxhe'mia**. Anoxemia.

anoxymia, **anoxymia** (an-oks-e-e'mī-ah). Anoxemia.

an'ozol. Trade name of a mixture of thymol and iodoform, used in surgical dressings as a substitute for the latter.

an'sa, gen. and pl. *an'sa* [L. handle of a jug.] Any anatomical structure in the form of a loop or an arc, specifically one of the anastomosing loops between the posterior spinal nerve roots, especially of the cervical nerves. 2. A small wire loop used in bacteriological technique. **a. cap'itis**, the zygomatic arch. **a. hypoglos'sal**, loop of the hypoglossal nerve, a communicating branch, sometimes two, on each side, from the descending ramus of the hypoglossus nerve and the cervical nerves. **a. lenticula'ris**, lenticular ansa or loop, a group of fibers of the thalamic radiation, emerging from the anterior portion of the inferior aspect of the thalamus and passing to the lenticular nucleus. **a. peduncula'ris**, peduncular ansa or loop, a group of fibers of the thalamic radiation emerging from the under surface of the anterior part of the thalamus and passing outward below the lenticular nucleus to the cortex of the temporal lobe and the insula; it includes the lenticular loop and fibers of the inferior peduncle of the thalamus. **a. sacra'lis**, a nerve cord connecting the sympathetic nerve trunk and the ganglion impar. **a. subcla'via**, subclavian loop, loop of Vieussens, the cord connecting the middle and inferior cervical ganglia of the sympathetic, which winds around the anterior and inferior aspects of the subclavian artery.

anserine (an'sur-in) [L. *anser*, goose.] Relating to or resembling a goose or any part of one; see *cutis anserina* and *pes anserinus*.

Anstie's rule [Francis Edmund Anstie, English physician, 1833-1874.] The greatest amount of alcoholic beverages which a man with sound organs may take daily without injury is the equivalent of 1½ ounces of absolute alcohol. **A's test**, for alcohol in the urine; a mixture of potassium bichromate 1, sulphuric acid 300, is added a drop at a time, when a green color appears if alcohol is present.

antacid (ant-as'id) [G. *anti*, against, + L. *acidum*, acid.] 1. Neutralizing an acid. 2. Any agent which reduces or neutralizes the acidity of the gastric juice or any other secretion.

antacidin (ant-as't-din). Calcii* saccharas

antag'onism [G. *antagōnismos*, from *anti*, against, + *agōnizomai*, I fight.] Opposition, mutual resistance; noting mutual opposition in action between muscles, drugs, diseases, or physiological processes or between drugs and diseases or drugs and physiological processes.

antag'onist. That which opposes or resists the action of another; noting certain muscles, drugs, etc., which tend to neutralize or impede the action or effect of other muscles, etc. **asso'ciated a.**

one of two muscles or groups of muscles which pull in nearly opposite directions, but which, when acting together, move the part in a path between their diverging lines of action.

antag'onize. To neutralize, prevent action, or destroy effect.

antalg'e'ic [G. *anti*, against, + *algēsis*, pain.] Anodyne.

antal'gic [G. *anti*, against, + *algos*, pain.] Anodyne.

antal'kaline [G. *anti*, against.] Reducing or neutralizing alkalinity.

antaphrodisiac (ant'af-ro-diz'ī-ak) [G. *anti*, against, + *aphrodisiakos*, sexual.] Anaphrodisiac.

antaphrodit'ic. 1. Anaphrodisiac. 2. Antivenereal.

antapoplec'tic [G. *anti*, against.] Having a supposed power to prevent apoplexy or relieve its effects.

ant'arthrit'ic [G. *anti*, against, + *arthritikos*, gravity.] 1. Relieving gout. 2. A remedy for gout.

antasthen'ic [G. *anti*, against, + *astheneia*, weakness.] Strengthening, invigorating, or an agent possessing such qualities.

ant'asthmatic [G. *anti*, against.] 1. Tending to relieve or prevent asthma. 2. An agent which prevents or arrests an asthmatic attack.

antatroph'ic [G. *anti*, against, + *atrophia*.] 1. Preventing or curing atrophy. 2. An agent which promotes the restoration of atrophied structures.

anteb'rachial (an'te-bra'ki-al). Relating to the forearm.

anteb'rachium (an-te-bra'ki-um) [L. *ante*, before, + *brachium*, arm.] Forearm; also written anti-brachium.

antecar'dium. Præcordium.

an'te ci'bum [L.] Before a meal.

antecor'nu. Anterior cornu or horn, specifically the anterior cornu of a lateral ventricle of the brain.

antecu'bial [L. *ante*, before, + *cubitus*, elbow.] In front of the elbow. **a. space**, the triangular hollow on the anterior surface of the elbow.

antecur'vature. Anterior curvature, antelexion.

antefeb'ril (an-te-fe'bril, an-te-feb'ril) [L. *ante*, before, + *febris*, fever.] Before the occurrence of fever; before the period of reaction following shock.

anteflex't [L. *ante*, before, + *flectere*, to bend.] To bend forward, or cause to bend forward.

an'teflex'ted. Anteflexed.

anteflex'ion. Anteflexion.

anteflex'. Anteflex.

anteflexed'. In a state of anteflexion.

anteflex'io u'teri. See *anteflexion*.

anteflex'ion. A bending forward; a sharp forward curve or angulation; noting especially a forward bend in the uterus at the junction of body and neck.

anteloca'tion [L. *ante*, before, + *locare*, to place.] Forward displacement of an organ or other part; noting especially the anterior displacement as a whole, without flexion or version, of the uterus.

antemet'ic [G. *anti*, against, + *emetikos*, emetic.] 1. Preventing or arresting vomiting. 2. A remedy which tends to control nausea and vomiting.

an'te mor'tem [L.] Before death, contrasting with *post mortem*, after death.

antenatal (an-te-na'tal) [L. *ante*, before, + *natus*, birth.] Occurring or existing before the birth of the individual.

antenna, pl. *antennæ* (an-ten'ah) [L. a sail-yard.] A feeler, one of the two lateral appendages projecting forward from the anterior segment of the head of an arthropod.

an'te par'tum [L.] Before delivery or childbirth; contrasted with *post partum*, after delivery.

antepros'tate [L. *ante*, before.] Cowper's gland.

anteprostatitis (an-te-pros-tā-ti'(te')tis). Inflammation of Cowper's glands.

antepyre'tic [L. *ante*, before, + G. *pyretos*, fever.] Antefeb'ril.

Antepyre'ic. (Not to be confounded with *antepyre'ic*.)

ante'rior [L.] 1. Before, in relation to time or space; in front of or in the front part of; ventral, hemal, as contrasted with dorsal, neural. 2. In botany, noting that part of a lateral member which is away from the parent axis.

antero-. A prefix denoting anterior.

an'tero-exte'rial. In front and to the outer side.

an'terograde [L. *gradior*, *gradi*, to step.] Moving forward.

an'tero-infe'rior. In front and below.

an'tero-inter'nal. In front and to the inner side.

anterolat'eral. In front and to the side, especially the outer side.

anterome'dial. In front and toward the inner side or middle line.

anterome'dian. In front and in the central line.

anteroposte'rior. Relating to both front and rear.

anterosupe'rior. In front and above.

anteversion (an-te-vur'shun) [L. *ante*, before, + *versio*, a turning.] Turning forward, inclining forward as a whole without bending; noting a malposition of this nature of the uterus.

anterior'. To incline forward; to cause to incline forward.

antever'ted. Tilted forward; in a position of anteversion.

anthe'la [G. *anthēla*, the downy plume of the seed.] In botany, an irregular cymose corymb, in which the branches of the inflorescence are progressively shorter from below upward.

anthe'lix (ant'-he-likes, ant'-he-likes) [G. *anti*, against, + *helix*.] An elevated ridge of cartilage anterior and roughly parallel to the posterior portion of the helix of the auricle.

anthelmintic (an-thel-min'tik) [G. *anti*, against, + *helmins*, worm.] 1. Having the power to destroy or expel intestinal worms. 2. A vermifuge. **ven'ous a.**, one which acts by directly poisoning the worm.

anthemis (U.S.), **anthem'idis flo'res** (Br.). Chamomile, the flowering heads of *Anthemis nobilis*; tonic, aromatic, and stomachic, in doses of gr. 30-60 (2.0-4.0) in the form of a tea or extemporaneous infusion.

anthemorrhagic (ant-hem-ō-raj'ik). Having the power to prevent or arrest hemorrhage.

an'ther [G. *anthēros*, blooming.] The part of the stamen of a flower which bears the pollen.

antherid'ium. The spore-bearing organ in a cryptogamic plant corresponding to the anther in a phanerogamic plant.

Anthomy'ia canalicula'ris [G. *anthos*, flower, *myia*, fly.] The small black horse-fly, the larvæ of which are sometimes parasitic in the intestine of man, being hatched there from the ingested eggs; alarming symptoms of gastroenteric irritation may be caused by it.

anthracemia, anthracæmia (an'thrā-se'mī-ah) [G. *anthrax* + *haima*, blood.] Generalized anthrax infection, with presence of the bacilli in the peripheral blood circulation; also written *anthra-kemia*.

an'thracene [G. *anthrax*, coal.] A hydrocarbon, C₁₄H₁₀, obtained from coal-tar; the alizarin dyes are manufactured from it.

an'thra'cia. The occurrence of carbuncles.

anthracic (an-thras'ik). Relating to anthrax.

an'thracin. 1. Anthracene. 2. A toxin of the anthrax bacillus.

an'thracoid [G. *eidōs*, resemblance.] Resembling a carbuncle or a malignant pustule; resembling anthrax or its bacillus.

anthracom'eter [G. *anthrax*, coal (carbon), + *metron*, measure.] An instrument for determining the amount of carbon dioxide in the air or other gaseous mixture.

an'thraconecro'sis [G. *anthrax*, coal, + *nekrosis*, deadness.] Dry, black gangrene.

an'thrac'sis [G. *anthrax*, coal.] A form of pulmonary dust-disease or pneumoconiosis, due to the inhalation of coal-dust; coal-miners' disease.

an'thragal'ol. Trioxyanthraquinone, a reaction product of benzoic, gallic, and sulphuric acids; a brown dye.

anthraglu'corham'nin. A glucoside from *Rhamnus frangula*, possessing cathartic properties.

anthraglucorhein (an'thra-glu-ko're-in). A glucoside from *rubarb*, having cathartic properties.

an'thraquin'one. A yellow substance obtained by the action of glacial acetic acid, potassium bichromate, and anthracene; used in the manufacture of alizarin and as a reagent.

an'thrar'obin. A derivative of alizarin, a light brownish or yellowish powder, employed in 5 to 10 per cent. ointment in ringworm and psoriasis.

an'thrasol. A distillate from coal-tar, resembling olive oil in color and consistency; employed for the relief of pruritus and in skin affections in 10 to 20 per cent. ointment.

an'thrax [G. a live coal.] 1. Carbuncle. 2. Splenic fever, an infectious disease of animals, especially the herbivora, due to the presence in the blood of *Bacillus anthracis*. 3. Wool-sorters' disease (pulmonary form), mycosis intestinalis (gastroenteric form), malignant pustule or malignant edema (cutaneous form), occurring in man from infection with *Bacillus anthracis*; the disease is marked by hemorrhage and serous effusions in the organs and cavities in the body, and symptoms of extreme prostration. **cer'ebral a.**, a form of internal a., associated with pulmonary or intestinal a., in which the specific bacilli invade the capillaries of the brain; in addition to the symptoms of pulmonary or intestinal a. there is violent delirium. **emphysem'atous a.**, symptomatic a. **intes'tinal a.** gastroenteric a., a form of internal a. marked by chill, high fever, pain in the head, back, and extremities, vomiting, bloody diarrhea, great prostration, and frequently hemorrhages from the mucous membranes and in the skin (petechiæ); the disease is usually fatal. **malig'nant a.**, splenic fever, charbon, same as anthrax (2). **pul'monary a.**, wool-sorters' disease, a form of internal a. acquired by inhalation of dust containing *B. anthracis*; there is an initial chill followed by pain in the back and legs, rapid respiration, dyspnea, cough, fever, rapid pulse, and extreme prostration. **symptomati'c a.**, a cattle disease characterized by the occurrence of foci of emphysematous phlegmons and gangrene; due to the presence of an anaerobic organism, *Bacillus carbovis*.

an'thropog'e'nēsis [G. *anthrōpos*, man, + *genesis*, origin.] Anthropogeny.

anthropogen'ic, anthropogenet'ic. Relating to anthropogeny.

anthropogeny (an-thro-po-jen'i) [G. *anthrōpos*, man, + *gēnēsis*, I produce.] Anthropogenesis; the origin and development of man, both individual and racial.

anthropog'ony. Anthropogeny.

anthropog'raphy [G. *anthrōpos*, man, + *graphō*, I write.] The geography of man, the distribution of the human races.

an'thropoid [G. *anthrōpos*, man, + *eidōs*, resemblance.] 1. Resembling man in structure and form. 2. One of the monkeys resembling man, an ape.

Anthropoidea (an-thro-po-id'e-ah) [G. *anthrōpos*, man, + *eidōs*, resemblance.] A suborder of *Primates*, including man and the monkeys.

anthropol'ogy [G. *anthrōpos*, man, + *-logia*.] The branch of science which treats of man in all his relations. **crim'inal a.**, a in its relation to the habitual criminal, his physical and mental peculiarities, heredity, social relations, etc.

anthropom'eter. One skilled in anthropometry.

anthropom'etry [G. *anthrōpos*, man, + *metron*, measure.] The branch of anthropology which deals with the comparative measurements of the human body and its several parts. **crim'inal a.**, bertillonage.

anthroph'agy [G. *anthrōpos*, man, + *phagō*, I eat.] Cannibalism.

an'thropho'bia [G. *anthrōpos*, man, + *phobos*, fear.] A morbid aversion to or dread of human companionship.

anthroposomatology (an-thro'-po-so-mā-tol'o-jī) [G. *anthrōpos*, man, + *sōma*, body, + *-logia*.] That part of anthropology which has to do with the human body, such as anatomy, physiology, pathology, etc.

an'thropotox'in. A supposed toxin in the exhaled breath.

anthydrop'ic (ant-hi-drop'ik or an-thi-drop'ik). Antihydrotic.

anhyll'is. The dried flowers of *Anhyllis vulneraria*, woundwort, stomachwort; they are styptic and vulnerary.

anthyypnotic (ant-hip-not'ik). Antihypnotic.

anti- [G. *anti*, against.] A prefix signifying against, opposing, or, in relation to symptoms and diseases, curative.

antia'brin. An antibody or antitoxin to abrin.

antiacid (an-ti-as'id). Antacid.

antiaditis (an-ti-ad-i'(e')tis) [G. *antias*(*antiad*-), an enlarged tonsil, + *-itis*.] Tonsillitis.

antiagglutinin. A specific antibody preventing the action of an agglutinin.

antiaggress'in. A specific antibody preventing the action of an aggressin.

antial'bumate, antialbu'minate. Parapeptone.

antial'bumid. An acid albumin or metaprotein, resistant to the action of the digestive fluids; it is obtained by boiling a protein with dilute sulphuric acid.

antial'bumose. An albumose formed during the peptic digestion of albumin; further hydrolysis converts it into antipeptone.

antialer'in. A specific antibody to an alexin; anticomplement.

antiam'boceptor. A specific antibody to an amboceptor, anti-immune body.

antianaphylac'tin. A specific antibody to an anaphylactin.

antianaphylaxis (an'ti-an'ah-fi-lak'sis). A condition neutralizing anaphylaxis; that is, immunity.

anti-an'tibody. An antibody to an antibody.

anti-antitox'in. An antibody to an antitoxin.

antiapoplec'tic. Antapopleptic.

antiarachnolysin (an-ti-ar-ak-nol'i-sin) [G. *anti*, against, + *arachnē*, spider, + *lysin*.] An antivenin counteracting the poison of the spider.

antiar'is. Upas, a gum-resinous exudate from

Antiaris toxicaria, a tree of the East Indies, used as an arrow poison; it is a vasomotor, cardiac, and muscular paralyzer.

antiarsenin. An antibody formed in the blood after repeated small, but increasing, doses of arsenic.

antiarthrin. 1. Trade name of a brown powder, the concentration product of saligenin and tannin; antiarthritic, antipyretic, and analgesic in doses of gr. 15-30 (1.0-1.2). 2. A proprietary antirheumatic remedy said to contain salicin with the taste masked by roasted chestnut.

antiarthritic [G. *anti*, against, + *arthritís*.] 1. Tending to prevent or cure gout. 2. An anti-gout remedy.

antiasmatic (an''ti-az-mat''ik) [G. *anti*, against.] 1. Relieving or preventing asthma. 2. A remedy that may prevent or shorten an asthmatic paroxysm.

antiautolysin (an-ti-aw-tol''i-sin). An antibody antagonizing an autolysin.

antibacterial. Destructive to or preventing the growth of bacteria.

antibacterin. Trade name of an antiseptic solution which has been proposed as a remedy for tuberculosis.

antibechic (an-ti-bek''ik) [G. *anti*, against, + *bēx* (*bēch-*), cough.] 1. Having the property of relieving cough. 2. A cough remedy.

antibiosis [G. *anti*, against, + *biōsis*, life.] An association of two organisms which is detrimental to one of them.

antibiotic. 1. Relating to antibiosis. 2. Prejudicial to life.

antiblennorrhagic (an-ti-blen-o-raj''ik). Preventive or curative of catarrh or of gonorrhea; also a remedy possessing such properties.

antibody [G. *anti*, against.] Any substance in the blood-serum or other fluids of the body which exerts a specific restrictive or destructive action on bacteria or other noxa, or neutralizes their toxin; antitoxins, precipitins, agglutinins, immune bodies, opsonins, and lysins are antibodies.

antibrachial (an-ti-bra''ki-al). Relating to the forearm.

antibrachium (an-ti-bra''ki-um) [G. *anti*, against, opposed, + *brachiōn*, arm.] [BNA] The forearm.

antibromic. [G. *anti*, against, + *brōmos*, smell.] 1. Deodorizing. 2. A deodorizer.

antibrule (an''ti-brool) [G. *anti*, against, + Fr. *brûler*, to burn.] Trade name of an antiseptic preparation proposed as an application to burns and scalds.

anticalculous. Antilithic; preventing the formation of calculi or promoting their solution.

anticancerin. A supposed antibody to cancer cells.

anticardium [G. *anti*, against, + *kardia*, heart.] Precordium.

anticarious. Preventing caries.

anticatarrhal (an-ti-kā-tar''al). Preventive or curative of catarrhal inflammation of the mucous membranes.

anticathode. The platinum or other plate in a Crookes tube on which the cathode rays impinge, giving origin to the x-rays.

antichlor. Trade name of a preparation of sodium sulphite used as a food preservative.

antichlor'en. Trade name of an albuminate of mercury prepared by the action of biniodide and bichloride of mercury on peptone; employed in the treatment of syphilis in dose of gr. $\frac{1}{2}$ (0.01).

anticholagogue (an-ti-ko''la-gog). Depressing the hepatic function, opposing the secretion of bile.

anticholerin (an-ti-kol''er-in). A protein obtained

from cultures of the cholera bacillus, employed in the treatment of cholera.

anticipate (an-tis''i-pāt) [L. *anticipare*, to take in advance.] To come before the appointed time; said of a periodical symptom or disease, such as a malarial paroxysm, when it recurs at progressively shorter intervals.

anticlinal [G. *anti*, against, + *klinō*, I incline.] Inclined in opposite directions, as the two sides of a pyramid.

antcloudine. Trade name of a preparation to prevent the precipitation of moisture on eyeglasses or on the mirror of a laryngoscope.

anticnemion [G. *antiknēmion*.] The shin.

anticoagulant (an''ti-ko-ag''u-lant). 1. Anticoagulative. 2. An agent preventing coagulation.

anticoagulative. Preventing coagulation.

anticoagulin (an''ti-ko-ag''u-lin). An antibody to coagulin.

anticomplement. A substance which combines with a complement and so neutralizes its action by preventing its union with the amboceptor; antialexin.

anticomplementary. Noting a substance possessing the power of diminishing or abolishing the action of a complement.

anticoncipiens [G. *anti*, against, + L. *concipere*, to conceive.] An agent preventing conception.

anticontagious. Preventing contagion.

anticonvulsive. 1. Preventing or arresting convulsions. 2. An agent which tends to prevent or arrest convulsions.

anticor (an''ti-kor). A sore in the horse caused by pressure or friction by the harness.

anticornutin. Trade name of an antiseptic preparation of the sulphates of iron, zinc, and copper or calcium.

anticroin. Trade name of an antiseptic preparation of the sulphates of iron, zinc, and magnesium.

anticorrosive. Preventing corrosion.

anticroatinine (an''ti-kre-at''in-ēn). A leucomaine from creatinine.

anticrisis. Anything which prevents the crisis of a disease, or one of the crises of *tabes dorsalis*.

anticritical. Preventing the crisis of a disease; preventing or relieving one of the crises of *tabes dorsalis*.

anticubital. Antecubital.

anticus [L. in the very front.] A term in anatomical nomenclature to designate a muscle or other structure which of all similar structures is nearest the front or ventral surface; the [BNA] employs "anterior" in place of anticus.

anticutine. An antibody in the serum of some tuberculous subjects which, when mixed with tuberculin, will so neutralize the latter that it will no longer cause an antireaction.

anticytotoxin [G. *anti*, against, + *kytos*, cell, + E. *toxin*.] A specific antibody inhibiting the action of a cytotoxin.

antidiabetic. Trade name of a sweetening substance, a mixture of mannite and saccharin, for the use of diabetics.

antidiastase. An antibody to diastase.

antididic [G. *anti*, against, + *dinos*, dizziness.] 1. Relieving vertigo. 2. An agent which prevents or relieves vertigo.

antidiphtherin. A protein obtained from cultures of diphtheria bacilli; used as a local application in diphtheria.

antidolorin [G. *anti*, against, + L. *dolor*, pain.] Trade name of a preparation of ethyl chloride, used for the relief of superficial pain.

antidotal. Relating to or acting as an antidote.

antidote [G. *antidotos*, from *anti*, against, + *dotos*, what is given.] An agent which neutralizes a poison or counteracts its effects. **chem'ical a.**, a substance which unites with a poison to form an innocuous chemical compound. **mechan'ical a.**, a substance which prevents the absorption of a poison. **physiolog'ical a.**, an agent which produces systemic effects contrary to those of a given poison.

antido'tum. Antidote. **a. arsen'ici**, antidote to arsenic, ferri* hydroxidum cum magnesi oxidio. **antidy'senter'ic**. Relieving or preventing dysentery. **antidy'sur'ic**. Preventing or relieving strangury or distress in urination.

antiemetic (an'ti-e-met'ik) [G. *anti*, against, + *emetikos*, nauseated.] 1. Preventing or arresting vomiting. 2. An agent which relieves nausea or arrests vomiting. **a. root**, cyperus.

antidotox'in. An antibody elaborated by a leucocyte, acting upon the endotoxin of the ingested bacteria.

antidnergic (an'ti-en-ur'jik) [G. *anti*, against, + *ergos*, active.] Acting against or in opposition. **antienzyme** (an'ti-en'zim). 1. An antibody to an enzyme. 2. An inhibitory enzyme, one capable of retarding or checking the activity of another enzyme.

antiepithelial se'rum. A serum containing a cytotoxin specific for epithelium. **antifebrile** (an'ti-fe'bril, an'ti-feb'ril) [G. *anti*, against, + L. *febris*, fever.] Antipyretic. **antifebrin**. Trade name of acetanilide. **a. sal'icylate**, salicybrin.

antiferment. Antienzyme. **antiferment'ative**. Preventing or arresting fermentation. **antiform'in**. Trade name of a disinfectant containing about 5.3 per cent. of combined chlorine and 7.5 per cent. of free sodium hydrate; as it does not act upon tubercle bacilli, it is employed to isolate these organisms from sputum.

antifun'gin. Trade name of a preparation containing borate of magnesium, employed in solution as a gargle in diphtheria and sore throat.

antigalactagogue (an'ti-gal-ak'ta-gog) [G. *anti*, against, + *gala(galakti)*, milk, + *agōgos*, drawing forth.] Antigalactic. **antigalac'tic** [G. *anti*, against, + *gala(galakti)*, milk.] 1. Diminishing or arresting the secretion of milk. 2. An agent which dries up the secretion of milk.

antigen (an'ti-jen) [*anti(body)* + G. *gennaō*, I produce.] Any substance which, when introduced into the animal organism, causes the production of an antibody; haptin (2).

antigonorrhoe'ic. Curative of gonorrhea. **antihel'ix**. Anthelix.

antihemagglutinin. An antibody to hemagglutinin. **antihemolysin** (an'ti-he-mol'i-sin). A substance which neutralizes the action of an hemolysin; an antibody to hemolysin.

antihemolyt'ic. Preventing hemolysis. **antihidrotic** [G. *anti*, against, + *hidrōtikos*, sudorific] Antisudorific. 1. Arresting the secretion of sweat. 2. An agent which prevents or arrests sweating.

antihormone (an-ti-hōr'mōn). Chalone. **antihydrop'ic** [G. *anti*, against, + *hydrōpikos*, dropsical.] 1. Relieving dropsy. 2. An agent which causes dropsical effusions to disappear.

antihydrop'ic. Trade name of a diuretic from *Blatta orientalis* or the cockroach, given in doses of gr. 10-15 (0.6-1.0).

antihyster'ical. Relieving or preventing hysteria. **anticteric** (an'ti-ik'ter-ik). Preventing or curing jaundice.

antimmune body (an'ti-im-mūn' bod'y). Anti-amboceptor, an antibody to the immune body. **antintermediary body** (an'ti-in-tur-me'di-a-ri bod'y). Antiamboceptor.

antisol'ysin. A substance which will inhibit the action of an isolysin. **antikam'nia** [G. *anti*, against, + *kamnō*, I am ill.] A proprietary analgesic and hypnotic, said to contain acetanilide or acetphenetidin, caffeine, and sodium bicarbonate; the dose recommended is gr 5-10 (0.3-0.6).

antiketogenesis (an-ti-ke-to-jen'e-sis) [G. *anti*, against, + *ketone* + *genesis*, production.] The lowering of acidosis through the oxidation of sugar and allied substances in the body; the sugar or alcohol is supposed to act as the reducing agent becoming oxidized, while the diacetic acid through its ketone group acts as the oxidizer, thereby becoming reduced.

antiketogen'ic [*anti*, against, + *ketone*(acetone) + *gennaō*, I produce.] Inhibiting the formation of acetone.

antiketoplas'tic [*anti*, against, + *ketone*(acetone), + *plassō*, I form.] Reducing the amount of acetone compounds excreted in urine or breath.

antikin'ase. An antibody to kinase.

antiku'tine. Anticutene.

antilac'tase. An antibody preventing the ferment action of lactase.

antilactose'rum. A serum containing the antibody to the precipitin of lactoserum,

antilem'ic, antilem'ic [G. *anti*, against, + *leimos*, plague.] Preventive or curative of the plague.

antilep'tic [G. *antileptikos*, able to check.] Preventing an attack of disease.

antileu'cocidin. An antibody to the leucocidin of streptococcus cultures.

antileucotox'in. An antibody to a leucotoxin.

antilith'ic [G. *anti*, against, + *lithos*, stone.] 1. Anticalculus. 2. An agent which prevents the formation of calculi, especially uric-acid calculi, or is supposed to effect their solution.

antilo'bium [G. *anti*, against, + *lobos*, lobe of the ear.] Tragus.

antiluetic (an-ti-lu-et'ik). Antisyphilitic.

antil'ysin. An antibody to a lysin.

antil'ysis. The result of the action of an antilysin whereby cytolysis is prevented, and sometimes bacteriolysis is permitted.

antilyss'ic. Antirabic, preventing or curing rabies.

antilyt'ic. Preventing lysis, especially cytolysis or hemolysis.

antimala'rial. Preventing or curing malarial infection.

antimere (an'ti-mēr) [G. *anti*, against, + *meros*, a part.] 1. A segment of an animal body formed by planes cutting the axis of the body at right angles. 2. One of the symmetrical parts of a bilateral organism.

antimer'istem [G. *anti*, against, + *meristem*, embryonal tissue.] An alleged antitoxin for the supposed pathogenic microorganism of malignant growths.

antimetro'pia. A form of anisometropia in which one eye is myopic and the other hypermetropic.

antimiasmatic'ic. Antimalarial.

antimicro'bic. 1. Opposed to or disbelieving in the pathogenic action of microorganisms. 2. Tending to destroy microbes, to prevent their development, or to prevent their pathogenic action.

antimo'nial. Containing or relating in any way to antimony.

antimon'ic. 1. Antimonial. 2. Noting a chemical compound containing antimony in its quinivalent relation. *a. acid*, one of three acids H_2SbO_4 (ortho-), $HSbO_3$ (meta-), and $H_3Sb_3O_7$ (pyro-antimonic acid). *a. oxide*, Sb_2O_3 , antimony pentoxide, a lemon-yellow insoluble powder.

an'timonide. A chemical compound containing antimony in union with a more positive element.

antimo'nious. 1. Antimonial. 2. Noting a chemical compound containing antimony in its trivalent relation. *a. chloride*, $SbCl_3$, butter of antimony. *a. oxide*, Sb_2O_3 , antimony trioxide, antimonii oxidum (Br.). *a. sulphide*, black antimony.

antimo'nium. Antimony, a lustrous grayish metal, symbol *Sb* (*stibium*), atomic weight 120.2. **antimo'nii chlor'idum**, butter of antimony, employed externally as a caustic for the removal of warts and other small growths; **antimo'nii et potas'sii tar'tras** (U.S.), antimonium tartaratum (Br.), tartar emetic, antimonium and potassium tartrate; in crystals or white granular powder, expectorant in doses of gr. $\frac{3}{10}$ - $\frac{1}{10}$ (0.003-0.006), emetic in doses of gr. $\frac{1}{4}$ -1 (0.03-0.06). *a. ni'grum purifica'tum* (Br.), purified black antimony, a dark gray crystalline powder. **antimo'nii ox'idum** (Br.; U.S. 1890), antimonious oxide, antimony trioxide, a heavy white powder; expectorant and emetic in doses of gr. 1-2 (0.06-0.13). *a. sulphura'tum* (Br.), sulphurated antimony, kermes-mineral, a reddish or orange-red powder, employed as an emetic in doses of gr. 1-3 (0.06-0.2). *a. tartara'tum* (Br.), tartarated antimony, tartar emetic, antimonii et potassii tar'tras (U.S.).

an'timony. Antimonium, stibium. black *a.*, the native sulphide of antimony, antimonious sulphide, stibnite, Sb_2S_3 , freed from impurities. *butter of a.*, antimonious chloride, $SbCl_3$, employed as a caustic. *compound pill of a.*, Plummer's* pill. *pow'der of a.*, James'* powder. *wine of a.*, vinum* antimonii.

antimu'corin. An antiseptic preparation of the sulphates of iron and zinc.

antimycot'ic [G. *anti*, against, + *mykēs*, fungus.]

Antimicrobial; antibacterial; destructive to fungi.

antinephrit'ic. Preventing or relieving inflammation of the kidneys.

antiner'vin. Salicylbromanilide.

antineural'gic. Relieving the pain of neuralgia.

an'tineurotox'in. An antibody to a neurotoxin.

antin'iad. Toward the antinion.

antin'ial. Relating to the antinion.

antin'ion [G. *anti*, against (opposite), + *inion*, nape of the neck.] The space between the eyebrows; the point on the skull opposite theinion.

antimono'nin. Trade name of sodium orthodinitroresylate; a yellow paste soluble in water; antiseptic and insecticide in 1 per cent. solution.

antino'sin [G. *anti*, against, + *nosos*, disease.] Nosophen-sodium, a soluble bluish powder, antiseptic; employed as a substitute for iodoform, and in solution as an application to the inflamed mucous membranes of the upper air tract.

antiodontal'gic [G. *anti*, against, + *odons* (odont-), tooth, + *algos*, pain.] 1. Relieving toothache. 2. A toothache remedy.

antiorgas'tic. Antaphrodisiac, anaphrodisiac.

antiparaly'tic. Reputed to relieve paralysis.

antiparasit'ic. Destructive to parasites.

antipar'asitin. Potassium dinitroresylate; antiseptic and antiparasitic.

antiparas'tata [G. *anti*, against, + *parastata*, a testicle.] Cowper's gland.

antip'athy [G. *anti*, against, + *pathos*, suffering.] Enantiopathy.

antipep'tone [G. *anti*, instead of.] One of the products of the splitting of amphotryptone.

antiperiodic (an'ti-pe-ri-od'ik). Preventing the regular recurrence of a disease or a symptom; antimalarial.

antiperiostin (an'ti-per-i-os'tin). Trade name of a remedy for spavin and other swellings in the horse.

antiperistal'sis. Reversed peristalsis; contrary intestinal contractions forcing the contents upward.

antiperistal'tic. 1. Relating to antiperistalsis. 2. Impeding or arresting peristalsis.

antiphagin (an-tif'ā-jin) [G. *anti*, against, + *phag* (ocyle).] Virulin, a substance developed in virulent bacteria which renders them resistant to the phagocytes; the substance is an antipsonin, neutralizing opsonin in the test-tube.

antiphagocy'tic. Impeding or preventing the action of the phagocytes.

antiphial'tic [G. *anti*, against, + *ephiālis*, nightmare.] Tending to prevent nightmare or distressing dreams.

antiphlogis'tic [G. *anti*, against, + *phlogistos*, on fire.] 1. Preventing or relieving inflammation. 2. An agent which subdues inflammation.

antiphlogis'tin. Trade name of a preparation, said to consist chiefly of a purified clay and glycerin, employed like a poultice in inflammatory conditions.

an'tiphone [G. *anti*, against, + *phōnē*, sound.] An appliance for occluding the external auditory meatus to dull the perception of disturbing noises.

antiphrynolysin (an-ti-fri-nol'i-sin) [G. *anti*, against, + *phrynos*, toad, + *lysin*.] An antivenin counteracting the poison of the toad.

antiphthi'sical (an-ti-tiz'iz-kal). Relieving or curing phthisis.

antiphthi'sin (an-ti-te'zin). See Klebs' tuberculin.*

antiphy'min [G. *anti*, against, + *phyma*, a tubercle.] Trade name of a preparation employed in tuberculosis.

antiplas'tic. Preventing cicatrization.

antipneumococ'ic. Destructive to, or repressive to the growth of, the pneumococcus. *a. se'rūm*, a bactericidal serum which has been employed in the treatment of croupous pneumonia.

antipneumotox'in. An antitoxin to the poison of the pneumococcus.

antipodag'ric. Antiarthritic.

antip'odal. Opposite, occupying the opposite sides of a cell or other globular body. *a. cell*, one of two cells formed from the nuclei at the base of the embryo sac in a seed, opposite the nuclei forming the oosphere.

antiprecip'itin. A specific antibody inhibiting the action of a precipitin.

antipros'tate. Anteprostate, antiparastata, Cowper's* gland.

antiprurit'ic. 1. Preventing or relieving itching. 2. An agent which relieves itching.

antipsoric (an-te-so'rik or an-tip-so'rik) [G. *anti*, against, + *psōra*, the itch.] Curative of scabies, or the itch. *a. rem'edy*, in homeopathy, one which is especially serviceable in the treatment of psora* or of chronic disease in general.

antiputrefac'tive. Preventing putrefaction.

antipy'ic [G. *anti*, against, + *pyon*, pus.] Antipyogenic.

antipyogen'ic [G. *anti*, against, + *pyon*, pus, + *gennao*, I produce.] Preventing suppuration.

antipy'onin [G. *anti*, against, + *pyon*, pus.] Neutral

sodium tetraborate, a fine white powder obtained by fusing together equal parts of borax and boric acid; employed externally in conjunctivitis, keratitis, and otitis.

antipyre'sis. Treatment of fever as a symptom.

antipyret'ic [G. *anti*, against, + *pyretos*, fever.] 1. Reducing fever. 2. An agent tending to reduce fever, a febrifuge.

antipyri'na (U.S.). Antipyrine, phenazone (Br.), phenyldimethyl-pyrazolone; in colorless lamellar crystals or a crystalline powder, soluble in water; antipyretic and analgesic in doses of gr. 5-20 (0.3-1.3).

antipyrine (an-ti-pi'rēn or an-ti-pi-rēn') [G. *anti*, against, + *pyretos*, fever.] Antipyrina (U.S.), phenazone (Br.). **a. acetyl'sal'icylate**, acetopyrine, acopyrine, a white crystalline powder, a compound of antipyrine and aspirin; antirheumatic and analgesic; dose, gr. 5-10 (0.3-0.6). **a. ben'zoate**, benzopyrine, a white crystalline powder, analgesic and antipyretic; dose, gr. 5-30 (0.3-2.0). **a. caff'eine cit'rate**, migrainein, obtained by fusing on a water-bath antipyrine 85, caffeine 9, citric acid 9; a colorless hygroscopic powder used for the relief of headache in doses of gr. 5-15 (0.3-1.0). **a. man'delate**, tussol, occurs in colorless crystals soluble in water, employed in whooping-cough in doses of gr. 1-10 (0.03-0.6) according to the age. **a. monobro'mide**, bromopyrine. **a. salicylate**, pyrosal, in colorless lamellar or acicular crystals, analgesic, antirheumatic, antipyretic; dose, gr. 5-10 (0.3-0.6). **a. sal'icylate**, salipyrine, a white crystalline powder; analgesic, antipyretic, employed in dysmenorrhea and in influenza and all acute catarrhs in the early stages, in doses of gr. 10-20 (0.6-1.3). **butylchlor'al-a.**, occurring in colorless needles soluble in 30 parts of water; similar in properties and dosage to monochloral-a. **dichlor'al-a.**, similar to monochloral-a. **dimethylam'ido-a.**, pyramidon, a yellowish-white crystalline powder, antipyretic and sedative; has been employed in pulmonary tuberculosis in doses of gr. 5-7½ (0.3-0.5). **monochlor'al-a.**, hypnal, occurring in colorless octahedral crystals; analgesic and hypnotic; employed in the hacking cough of phthisis in doses of gr. 5-20 (0.3-1.3).

antipyret'ic [G. *anti*, against, + *pyritikos*, burning, inflaming.] 1. Antiphlogistic. 2. Relieving the pain and promoting the healing of superficial burns. 3. An application for burns.

antirab'ic. Preventive or curative of rabies; antilyssaic.

antirachitic (an'ti-rā-kit'ik). 1. Promoting the cure of rickets. 2. An agent useful in the treatment of rickets.

antirennin. Antirennin.

antirenn'in. An antibody to rennin which neutralizes the milk-curdling action of this enzyme.

antirheumatic (an'ti-ru-mat'ik). Preventive or curative of rheumatism.

antiric'in. An antibody or antitoxin to ricin.

Antirrh'aum [G. *anti*, in place of, + *rhis* (rhin-), nose.] A genus of shrubs of the natural order *Scrophulariaceae*. **a. linaria**, *Linaria vulgaris*, snap-dragon, toad-flax, herba linaria; the plant is of a bitter acid taste and disagreeable odor, it possesses purgative properties.

antiscaly'ous. Antipsoric.

antiscle'rotin. Trade name of a solution of various salts, similar to Trueneck's* serum, used in the treatment of arteriosclerosis.

antiscorbu'tic. 1. Preventive or curative of scorbutus or scurvy. 2. A remedy for scurvy.

antisen'sitizer. An antibody to a sensitizer; anti-amboceptor, anti-immune body.

antisept'sin. Monobromacetanilide.

antisept'als [G. *anti*, against, + *sepsis*, putrefaction.] The destruction of germs causing disease, fermentation, or putrefaction.

antisept'ic. 1. Destructive to the germs of disease, fermentation, or putrefaction. 2. A substance which prevents the action of the germs of fermentation, decomposition, or disease. **a. sur'gery**, see under *surgery*.

antisept'icin. Trade name of an antiseptic mixture of benzoic acid, boric acid, eucalyptol, thymol, and peppermint.

antisept'icism. The exclusion of germs from a wound, antiseptic surgery; the employment of antiseptic measures in therapeutics.

antisept'icize. To employ antiseptic agents for the removal or destruction of pathogenic microorganisms.

antisept'in. Trade name of an antiseptic powder containing zinc oxide and sulphate and boric acid; employed in surgical dressings and as an application in skin diseases.

antisept'tol. Cinchonine iodosulphas.

antiserum. A serum containing an antibody (antitoxin, bacteri:lysin, precipitin, etc.) which is specific in relation to the substance in response to repeated injections of which it has been produced.

antisial'ic [G. *anti*, against, + *sialon* saliva.] Antisialagogue.

antisialogogue (an'ti-si-al'o-gog) [G. *anti*, against, + *sialon*, saliva, + *agōgos*, drawing forth.] 1. Diminishing the secretion of saliva. 2. An agent which diminishes or arrests the flow of saliva.

antisl'deric [G. *anti*, against, + *sideros*, iron.] Chemically incompatible with iron, noting a substance such as tannin.

antispas'min [G. *anti*, against, + *spasmos*, convulsion.] A compound of sodium salicylate and narceine-sodium, a white powder, employed as an antispasmodic and sedative for children in doses of gr. 1-1 (0.015-0.06).

antispasmodic (an-ti-spaz-mod'ik). 1. Preventive or curative of convulsions or spasmodic affections. 2. An agent which quiets spasm.

antispas'tic. Antispasmodic.

antispermator'in. An antibody to spermatoxin.

antispirochet'ic. Destructive to spirochetes.

antisteapsin (an-ti-ste'ap-sin). A fat-splitting enzyme.

antistreptococcic (an'ti-strep-to-kok'sik). Destructive to streptococci or antagonistic to their toxins.

a. serum, an antiserum employed in the treatment of diseases caused by the presence of streptococci.

antistreptococ'cin. The antitoxin of any species of *Streptococcus*.

ant'isubstance. Antibody.

antisu'doral, antisudori'ic. Antihidrotic.

antisyphilit'ic. 1. Curative of syphilis. 2. A specific remedy for syphilis.

antitabet'ic. Noting an agent useful in mitigating the symptoms of tabes dorsalis.

antitetan'ic. Noting an agent which tends to relax tetanic muscular contraction.

antithe'nar. Hypothernar.

antithermic (an-ti-thur'mik) [G. *anti*, against, + *thermē*, heat.] Antipyretic.

antither'min [G. *anti*, against, + *thermos*, heat.] Phenylhydrazin-levalulinic acid, occurring in colorless lustrous crystals; recommended as an antipyretic in doses of gr. 3-5 (0.2-0.3).

antither'molin. Trade name of a preparation of clay, employed as a poultice in the treatment of inflammatory conditions.

antithrom'bin. A supposed antibody in the circulating blood which prevents its coagulation in the vessels.

antithy'roidin. A serum prepared from the blood of sheep from which the thyroid gland has been removed; employed in the treatment of Graves' disease and other conditions supposed to be due to hypersecretion of the thyroid gland, in doses of m8-15 (0.5-1.0).

antiton'ic. Diminishing muscular or vascular tonus.

antitox'ic [G. *anti*, against, + *toxikon*, poison.] Antidotal, neutralizing the action of a poison; specifically, relating to an antitoxin. **a. serum**, antitoxin.

antitox'igen [*antitoxin* + *gennaō*, I produce.] An antigen (toxin) which stimulates the production of antitoxin in the blood.

antitox'in [G. *anti*, against, + *toxin*.] A substance in the serum which binds and neutralizes toxin; it consists, according to the side-chain * theory, of receptors which have been produced in excess and thrown off into the body fluids. **fatigue a.**, see under *fatigue toxin*.*




DIAGRAM ILLUSTRATING THE FORMATION AND ACTION OF ANTITOXIN IN ACCORDANCE WITH EHRLICH'S SIDE-CHAIN THEORY: A, cell body; b, receptors combined with cell protoplasm; c, receptors separated from cell; a, toxin molecules; x, free receptors-antitoxin; x, receptors (antitoxin) united with the toxic molecules.

antitragicus (an-ti-traj'i-kus). A small muscle in the pinna of the ear; see under *musculus*.

antitragohelicine (an''ti-tra-go-hel'i-sin). Relating to the antitragus and the helix of the ear, noting the fissure between the antitragus and the cauda helix.

antitra'gus [G. *anti*, against, opposite.] A projection of the cartilage of the auricle, in front of the cauda helix, just above the lobule, and posterior to the tragus from which it is separated by the intertragic notch.

antitris'mus (an-ti-triz'mus). A condition of tonic muscular spasm preventing closure of the mouth.

antitrope (an'ti-trōp) [G. *anti*, against, + *trōpē*, a turn.] 1. Antibody. 2. Antimere(2).

antitro'pin. Antibody.

antitryp'sic. Antitryptic.

antitryp'sin. An antibody or antifermment inhibiting the action of trypsin.

antitryp'tic. Opposed to the action of trypsin; antagonizing the digestive activity of the ferment trypsin. **a. in'dex**, the relative retardation in loss of viscosity of a solution of casein incubated with trypsin to which a drop of abnormal blood-serum (as from a cancerous patient) has been added, compared with that in a similar solution to which normal serum has been added; if the former drips through the tube of the viscosimeter in 100

seconds, and the latter in 104 seconds, the antitryptic index is 4.

antituberculin (an''ti-tu-bur'ku-lin). An antibody formed in the body fluids in response to injections of tuberculin.

antitu'lase. A serum obtained from animals which have received repeated injections of tulase;* used in the treatment of tuberculosis.

antitu'man. Trade name of sodium chondroitin-sulphate, proposed as a remedy for cancer on the theory that it is a constituent of cartilage and the walls of the arteries which seem to be immune to cancer; hypodermic dose, gr. 1½ (0.1).

antitus'sin. An ointment containing 5 per cent. difluorodiphenyl, used in whooping-cough and as a dressing for wounds.

antitus'sive [G. *anti*, against, + *L. tussis*, cough.] 1. Relieving cough. 2. A cough remedy.

antity'phoid. Preventive or curative of typhoid fever.

antiturat'ic. Restricting the formation or preventing the precipitation of urates.

antiurease (an-ti-u're-āz). An antibody or antifermment to urease.

antivaccina'tion. Opposition to the practice of vaccination.

antivaccina'tionist. One who is opposed to the practice of vaccination as a preventive of small-pox.

antivenene (an-ti-ven'en). A protein in the serum of an animal which has received repeated injections of small doses of serpent-venom; employed as a specific in the treatment of the bites of certain poisonous serpents.

antivenereal (an-ti-ve-ne're-al). 1. Opposed to venery. 2. Preventive or curative of venereal diseases.

antiven'in. The active substance in an antiserum against any animal or insect venom.

antivivisec'tion. Opposition to the practice of animal experimentation.

antivivisec'tionist. One who is opposed to animal experimentation and to the manufacture of antisera; a zoophilist.

antizymo'tic. Antiseptic; inhibiting the action of ferments; preventative or curative of any infectious disease.

antodontal'gic. Antiodontalgic.

an'tra. Plural of antrum.

an'tral. Relating to an antrum.

an'trec'tomy [L. *antrum* + G. *ektomē*, excision] Removal of the walls of an antrum; specifically, excision of the walls of the mastoid antrum.

an'tritis (an-tri'(tre')tis). Inflammation of the mucous lining of an antrum; specifically of the antrum of Highmore.

antroatricotomy (an'tro-at'r'ko'to-mi) [L. *antrum* + *aticus* + G. *tomē*, a cutting.] The operation of opening into and removing the contained parts of the mastoid antrum and attic of the tympanum.

antrocele (an'tro-sēl) [G. *antron*, antrum, + *hēlō*, swelling.] An accumulation of fluid in an antrum, specifically in the antrum of Highmore.

antrona'sal. Relating to an antrum of Highmore and the corresponding nasal fossa.

an'trophore [G. *antron*, cavity, + *phorō*, I carry.] A medicated bougie for the local treatment of disease in any accessible cavity or canal, especially the urethra

an'troscope [G. *antron*, a cavity, + *skopō*, I view.] An instrument to aid in the ocular examination of any cavity; specifically, an electric-light bulb for transillumination of the antrum of High-

more to determine the presence or absence of an accumulation of fluid or a tumor in that cavity.

antros'copy. Examination of any cavity, especially of the antrum of Highmore, by means of an antroscope.

an'trotome. An instrument for removing the wall of an antrum.

antrot'omy [G. *antron*, cavity, + *tomē*, incision.] Incision through the wall of any antrum

antrotympan'ic. Relating to the mastoid antrum and the tympanum of the ear.

antrotympanitis (an'tro-tim-pan-i'(e')tis). Inflammation of the mastoid antrum and the middle ear.

an'trum, gen. *an'tri*, pl. *an'tra* [G. *antron*, a cavity.] 1. Any nearly closed cavity, particularly one with bony walls. 2. The pyloric end of the stomach, partially shut off, during digestion, from the cardiac end, or fundus, by the prepyloric sphincter. **a. cardi'acum**, forestomach. **a. mastoid'eum**, mastoid a., a tympanicum [BNA]. **a. of High'more**, maxillary sinus [BNA]. **a. pylor'icum**, a bulging of the pyloric end of the stomach wall along the greater curvature when the organ is distended; see *antrum* (2). **a. tympan'icum** [BNA], tympanic a., mastoid a., a cavity in the mastoid portion of the temporal bone, communicating through the mastoid, or posterior, wall of the tympanum with the upper part of this cavity, the attic or epitympanum, and communicating also with the separate mastoid cells.

Antyl'os meth'od [*Antyllos*, a Greek physician, about the end of the third century, A. D.] Ligation of the artery above and below an aneurysm, followed by incision into and emptying of the sac; see cut under *aneurysm*.

anur'esis [G. *an-* priv. + *ourēsis*, urination.] Anuria.

anur'ic, anu'ric. Relating to anuresis, or anuria.

an'ria [G. *an-* priv. + *ouron*, urine.] Total suppression of urine.

an'us, gen. *a'ni* [L. *anus*, from *annus*, a ring (?)] Anal orifice, the lower opening of the digestive tract, lying in the fold between the nates, through which fecal matter is extruded. **artif'cial a.**, a permanent opening into the bowel, usually in the right or left flank, made by the operation of colostomy. **preternat'ural a.**, artificial a. **Rus-co'ni's a.**, blastopore. **vestib'ular a.**, **vulvovag'inal a.**, a female monstrosity in which the anus is imperforate, but the rectum opens into the vagina just above the vulva.

absence, aproctia, closure, atresia, imperforation' proctatesia, **dilatation, proctectasia, dilato'** of procteynter. **discharge, bloody, proctorrhagia'** arctorrhagia; **masses, proctorrhea, excision, proctec'tomy, fistula, achosyrinx, incision, proctotomy'** **incisions for incision, proctotome, inflammation'** proctitis, **arthritis, inflammation of parts around'** periproctitis, **pain, proctalgia, proctodynia, proctagra-palysia, proctoparalysis, proctoplegia, plastic sur-gery, proctoplasty, proctorrhaphy (suture), prolapse, proctoptosis, proctocoele, archocele, archoptoma, archoptosis, stenosis, stricture, proctenceleisis, procto-stenosis, archostenosis.**

an'sool. Trade name for bismuth iodoresorcini-sulphonas, used in suppositories for hemorrhoids.

an'vil. Incus, one of the ossicles of the middle ear. **a. sound, bell-metal resonance.***

anxi'etas [L. *angere*, to vex, trouble.] Anxiety, restlessness, apprehension; epigastric oppression. **a. tibia'rum** [gen. pl. of *tibia*], twitching and a feeling of tire and restlessness in the legs when in bed.

an'y'tia. A dark brown liquid derivative of ich-thyol employed, diluted, in various skin diseases.

an'y'tol. An aqueous solution of phenol, cresol, camphor, or other substance, together with an'tyin; employed externally in erysipelas.

AOC. Abbreviation of anodal opening contraction; also written AnOC.

aor'ta [L. from G. *aortē*, from *aieō*, I lift up.] The main trunk of the systemic arterial system, arising from the base of the left ventricle; the *thoracic* aorta is divided into the *ascending* portion, the *arch*, and the *descending* portion; at the diaphragm it becomes the *abdominal* aorta and bifurcates at the left side of the body of the fourth lumbar vertebra into the right and left common iliac arteries. **a. abdomina'lis**, the terminal portion of the aorta, extending from the diaphragm to the bifurcation into the common iliac arteries; its branches are the paired inferior phrenic, lumbar, common iliac, suprarenal, renal, and spermatic or ovarian, and the single middle sacral, celiac, superior and inferior mesenteric arteries. **a. angus'ta**, congenital narrowness of aorta. **a. chlorot'ica**, a general narrowing of the aorta associated with certain cases of chlorosis. **a. thoraca'lis**, thoracic aorta, the aorta from its origin to the diaphragm; its branches are the coronary, innominate, left subclavian and common carotid, intercostal, subcostal, diaphrag-matic, vas aberrans, bronchial, esophageal, peri-cardial, and mediastinal arteries.

aor'tal. Aortic.

aortarctia (a-or-tark'shya) [*aorta* + L. *arctare*, properly *arrire*, to narrow.] Congenital narrowing of the aorta, aortostenosis; written also *aortaria*.

aor'tic. Relating to the aorta or the aortic orifice of the left ventricle of the heart. **a. a'rea**, the region of the chest wall over the second right costal cartilage, where sounds produced at the aortic orifice are heard most distinctly. **a. isthm'us**, a slight constriction of the aorta at the point of attachment of the ductus arteriosus, most evident in the fetus. **a. spin'dle**, the dilated portion of the aorta just below the isthmus.

aortism (a-or'tizm). Hodgson's* disease.

aortitis (a-or-ti'(te')tis). Inflammation of the aorta.

aor'tolith [G. *aortē*, aorta, + *lithos*, stone.] Calcareous deposit in the wall of the aorta.

aortomala'cia [G. *aortē*, aorta, + *malakia*, softness.] Abnormal softening of the walls of the aorta.

aortopto'ia, aortopto'is [G. *aortē*, aorta, + *ptōsis*, a falling.] A sinking down of the abdominal aorta in splanchnoptosis.

aortosten'o'is [G. *aortē*, aorta, + *stenōsis*, a narrow-ing.] Congenital narrowing of the aorta, aor-tarctia.

apallesthesia (ā-pal'es-the'zī-ah) [G. *a-* priv. + *pallō*, I tremble, quiver, + *aisthēsis*, feeling.] Loss of the vibration sense, shown by an inability to perceive the vibrations of a tuning fork pressed against the skin; pallanesthesia.

apan'dria [G. *apo*, from, + *anēr*(andr-), man.] Aversion to men, i. e. members of the male sex.

apanthro'pia, apanthro'phy [G. *apo*, from, + *anthrō-pos*, man.] Aversion to man, to human society.

aparthro'is [G. *apo*, from, + *arthron*, joint.] 1. Diarthrosis. 2. Disarticulation.

apathet'ic. Exhibiting apathy; indifferent.

ap'athiam. A sluggishness of reaction, the opposite of erethism.

ap'athy [G. *a-* priv. + *pathos*, suffering.] Absence of emotion; indifference; insensibility.

ape-fissure (āp'fish-ūr) [Ger. *Affenspalte*.] A well marked transverse fissure on the convex surface

of the cerebral hemisphere separating the occipital from the parietal lobe, constantly present in the ape, but very rarely found in the human adult brain; in the human fetus it is represented by the temporary fissura perpendicularis externa.

ape-hand. The hand characteristic of paralysis of the median nerve, in which the thumb lies flaccid against the index finger.

apell'ous [G. *a-* priv. + L. *pellis*, skin.] 1. Without skin. 2. Without foreskin, circumcised.

Apen'ta, Hungary. Saline waters. Used in hepatic disorders, hemorrhoids, constipation, gout, and uric acid diathesis.

aperent'ic [G. *apo*, from, + *enteron*, intestine.] Away from the intestine, said of an infection or a morbid process usually taking place there.

apep'sia [G. *a-* priv. + *pepsis*, a digesting.] Extreme dyspepsia; complete cessation of digestion.

apepsin'ia. Absence of pepsin from the gastric juice.

aperient (â-pe'ri-ent) [L. *aperire*, to open.] 1. Slightly cathartic. 2. A laxative or mild cathartic.

aperistal'sis. Absence of peristalsis, of the vermicular movement of the intestine.

aper'itive [Fr. *apéritif*, from L. *aperire*, to open.] 1. Aperient. 2. An appetizer.

apertom'eter [L. *apertura*, aperture, + G. *metron*, measure.] An instrument for measuring the angular aperture of a microscope objective.

apertu'ra [L.] An opening or aperture. **a. media'llis ventric'uli quatr't,** metapore, Magendie's* foramen. **a. pel'vis inf'erior** [BNA], pelvic outlet, the lower opening of the true pelvis, bounded anteriorly by the pubic arch, laterally by the rami of the ischium and the great sacrosacral ligament on either side, and posteriorly by these ligaments and the tip of the coccyx. **a. pel'vis sup'erior** [BNA], pelvic inlet, the upper opening of the true pelvis, bounded anteriorly by the symphysis pubis and the pubic crest on either side, laterally by the iliopectineal lines, and posteriorly by the sacral prominence.

aperture (ap'er-chûr). 1. An opening, orifice. 2. The diameter of the objective of a microscope. **an'gular a.,** the diameter of the object glass of a microscope measured by the angle made by lines from the periphery of the objective to the focus.

apet'alous. In botany, having no petals.

ap'ex, gen. *ap'icis*, pl. *ap'ices* [L. summit or tip]. The extremity of a conical or pyramidal structure, such as the heart or the lung. **a. auric'ulæ Darwin,** tip of the auricle, a point projecting upward from the helix a little behind its upper end, when the helix is not incurved. **a. capit'uli fib'ulæ** [BNA], apex of the head of the fibula, processus* styloideus of the fibula. **a. cor'dis,** the blunt extremity of the heart formed by the left ventricle (see *apex-beat*). **a. cor'nu,** tip of the horn, the pointed extremity of each posterior gray column or cornu of the spinal cord. **a. na'si,** tip of the nose.

apex-beat. The palpable and frequently visible pulsation in the fifth intercostal space, $3\frac{1}{2}$ inches to the left of the median line, made by the apex of the left ventricle as it strikes the chest wall in systole.

aphacia (â-fa'si-ah) [G. *a-* priv. + *phakos*, lens.] Absence of the crystalline lens.

aphacial, aphacic (â-fas'i-al, â-fas'ik). Devoid of crystalline lens.

apha'gia [G. *a-* priv. + *phagô*, I eat.] Inability to swallow.

apha'kia. Aphacia.

aphak'ial, aphak'ic. Devoid of crystalline lens.

aphasia (â-fa'zi-ah) [G. speechlessness.] A weakening or loss of the faculty of language in any of its forms—reading, writing, speaking, and the appreciation of the written, printed, or spoken word—independent of disease of the vocal organs or of the mind. **amne'sic a.,** aphemia. **asso'ciative a.,** conduction a. **atax'ic a.,** motor a. **au'ditory a.,** word-deafness. **Bro'ca's a.,** complete a.; see *Broca*. **conduc'tion a.,** a form of a. in which the subject can speak and write in a way, but skips or repeats words or substitutes one word for another, the lesion being in the association tracts connecting the various language centers. **frontocor'tical a.,** motor aphasia. **frontolentic'ular a.,** mixed a. **conduc'tion a. jar'gon a.,** the running together of a number of words as one, the syllables being articulated, but wrongly accented. **lentic'ular a.,** conduction a., mixed a. **mixed a.,** aphemia, alexia, and mind-blindness. **mo'tor a.,** any of the varieties of a. in which the power of expression by writing, speaking, or signs is lost. **occip'ital a.,** alexia and apraxia. **op'tic a.,** anomia, inability to name an object seen although the patient may comprehend what it is. **pari'eto-occip'ital a.,** alexia and apraxia. **sen'sory a.,** loss of the power to comprehend written (or printed) or spoken words, gestures, or signs; it includes word-blindness, sign-blindness, apraxia, and word-deafness. **subcor'tical mo'tor a.,** anarthria; loss of power of articulate speech, the ability to read, write, and understand spoken phrases being retained. **tem'poropari'etal a.,** Wernicke's a., auditory and optic a., anomia. **vis'ual a.,** word-blindness. **Wernicke's a.,** see *Wernicke*.

apha'siac, apha'sic. Relating to or suffering from aphasia.

aphemesthesia, aphemesthesia (af'e-mes-the'zi-ah) [G. *a-* priv. + *phémê*, speech, + *aisthêsis*, sensation.] Loss of the sense of articulate speech; inability to recognize what oneself is saying.

aphe'mia [G. *a-* priv. + *phémê*, speech.] 1. Amnesic aphasia, a form of motor aphasia in which the power of expressing one's ideas in spoken words is lost, owing to destruction of the memory center for words. 2. Anarthria.

aphe'mic. Relating to or suffering from aphemia.

aphephobia. Haphephobia.

aph'eter [G. *aphetêr*, a thrower.] Term applied by M. Foster to a catastate which decomposes inogen and thus initiates muscular movement.

apho'nia [G. *a-* priv. + *phônê*, voice.] Loss of the voice in consequence of disease or injury of the organ of speech. **a. clero'rum,** clergymen's sorethroat. **spas'tic a.,** a spasmodic contraction of the adductor muscles excited by an attempt at phonation.

aphon'ic. Relating to or suffering from aphonia.

aph'onous. Voiceless; suffering from aphonia.

aph'ose [G. *a-* priv. + *phôs*, light.] A subjective sensation of a dark spot or patch in the line of vision.

aphrasia (â-fra'zi-ah) [G. *a-* priv. + *phrasis*, speaking.] Speechlessness, dumbness; inability to speak, from any cause.

aphrodis'ia [G. *aphrodisios*, relating to Aphrodite or Venus.] 1. Sexual desire. 2. Sexual congress.

aphrodis'iac (â-fro-diz't-ak). 1. Increasing sexual desire. 2. Anything which arouses or increases sexual desire.

aph'tha. A minute ulcer on a mucous membrane. See *aphtha*.

aph'thæ [G. *aphthai*, pl. of *aphtha*, ulceration.]

Minute whitish spots on the mucous membrane of the mouth, constituting thrush; also the disease thrush or sprue. *a. epizooticæ*, foot-and-mouth disease.* *a. orientales*, *a. tropicæ*, sprue(2). *Bed'nar's a.*, see *Bednar. chron'ic a.*, sprue(2). *contagious a.*, *a. epizooticæ*.

aph'thoid [G. *eidōs*, resemblance.] Resembling aphthæ or thrush.

aphthoides chronica (af-thoy'dēz kron'y-kah). Sprue(2).

aphthon'gia [G. *a-* priv. + *phthongos*, voice.] A form of lingual spasm sometimes affecting public speakers; it is a variety of occupation neurosis analogous to writers' cramp.

aph'thous. Relating to aphthæ.

ap'ical. Relating to or situated at or near the apex of any structure. *a. foramen*, the opening at the apex of a tooth giving passage to the blood-vessels and nerve. *a. space*, the space between the alveolar wall and the apex of the root of a tooth, where an alveolar abscess usually has its origin.

apicoectomy (ap'yī-ko-ek'to-mī) [L. *apex* + G. *ektomē*, excision.] Excision of the apex of a tooth-root.

ap'incid [G. *a-* priv. + *pinos*, dirt, + *eidōs*, appearance.] Free from dirt, clean. *a. can'cer*, scirrhous cancer.

ap'iol [L. *apium*, parsley] A clear, reddish or greenish oily fluid obtained from the fruit of parsley, *Apium petroselinum*; employed in amenorrhea in doses of $\text{m}3-6$ (0.2-0.4). *crystallized a.*, parsley-camphor, occurs in acicular crystals; emmenagogue in doses of gr. 3-6 (0.2-0.4), and employed as a substitute for quinine in malaria.

ap'iolin. A yellow liquid derived from apiol, antiperiodic and emmenagogue; dose $\text{m}3-5$ (0.2-0.3).

ap'iphobia [L. *apis*, bee, + G. *phobos*, fear.] Morbid fear of bees, melissophobia.

Apis [L. bee.] A genus of hymenopterous insects, the bees. *A. mellif'ica* [L. *mel*, honey, + *facere*, to make.] (1) the honey-bee, hive-bee, the source of honey; (2) a homeopathic remedy, *apis mellifica*, made by shaking a number of bees together in a bottle to make them angry, and then pouring alcohol over them; employed in nephritis complicating scarlet fever, in erysipelas, conjunctivitis with smarting of the eyes, and to control night screaming of children; dose, 3rd to 5th potency.

ap'ituitarism (ā-pī-tu'ī-tar-izm) [G. *a-* priv.] A condition of total abeyance of functional activity in, or absence of, the pituitary body, or hypophysis cerebri; it results in cachexia* hypophyseopriva.

ap'ium. Celery seed, the fruit of *Apium graveolens*, diuretic and antispasmodic in dose of $\text{m}30$ (2.0) of the fluidextract.

ap'ium vi'rus [L. gen. pl. of *apis*, bee.] Bee poison; a homeopathic remedy prepared by extracting bees-stings (see *apis mellifica*) and triturating them with sugar of milk; employed for the same purposes and in the same doses as *apis*.

ap'lan'cal [G. *a-* priv.] Without a placenta, noting certain mammals, such as the kangaroo.

aplanat'ic [G. *a-* priv. + *planētis*, wandering.] Noting a lens free from chromatic or spherical aberration.

ap'la'sia [G. *a-* priv. + *plasis*, a moulding.] Congenital absence of an organ or other part. *a. p'lorum propria*, monilethrix.

ap'lastic [G. *a-* priv. + *plastikos*, formed.] Marked by defective or arrested development.

ap'le'sia [G. *aplēstos*, insatiate.] Loss of the sense of satiety after eating; acoria.

apne'a, **apno'a** [G. *a-* priv. + *pnoē*, breath.] Cessation of respiration; inability to get one's breath. *a. vera*, true apnea, absence of respiratory movements, owing to acapnia and the consequent lack of stimulus by carbon dioxide to the respiratory centers.

apneumatic (ap-nu-mat'ik) [G. *a-* priv. + *pneuma*, breath.] Containing no air, noting the lungs in a state of collapse.

apneumato'sis [G. *a-* priv. + *pneumatoō*, I inflate.] Congenital atelectasis.

apneu'mia [G. *a-* priv. + *pneumōn*, lung.] Absence of the lungs.

apnoea. Apnea.

apobiosis (ap-o-bi-o'sis) [G. *apo*, from, + *biōsis*, life.] Death, especially local death of a part of the organism.

apocamno'sis [G. *apokamnō*, I grow very weary.] Rapidly induced fatigue.

apocar'pous [G. *apo*, from, + *karpos*, fruit.] In botany, having separate carpels.

apochromatic (ap'o-kro-mat'ik). Achromatic, noting an improved lens, doing away with the so-called secondary spectrum of the ordinary achromatic lens, and correcting the spherical aberration for two colors instead of for one only.

apocodeine (ap-o-ko'de-ēn). An alkaloid, $C_{15}H_{11}NO_3$, derived from codeine; its salt, *a. hydrochloride*, a grayish powder, soluble in water, is employed as a sedative, hypnotic, and expectorant in doses of gr. $\frac{1}{4}-1$ (0.015-0.06).

Apocynac'ceæ. An order of dicotyledonous plants with imbricate-contorted estivation; 5 stamens, ovary with 2 carpels connate at their styles.

apocynein (ap-o-si'ne-in). An active principle of *Apocynum cannabinum*, acting upon the heart like digitalis.

apocynin (ap-os'i-nin). 1. An active principle of *Apocynum cannabinum*, occurring in crystalline form. 2. A resinous substance obtained from *Apocynum cannabinum*; expectorant in doses of gr. $\frac{1}{4}-\frac{1}{2}$ (0.015-0.03).

Apocynum (ā-pos'i-num) [G. *apokynon*, dogbane; *apo*, from, + *kyōn*, dog.] A genus of herbs of the natural order *Apocynaceæ*. *A. androsaemifolium* dogbane, wild ipecac, bitter-root, rheumatism weed; the rhizome is diuretic, cathartic, and diaphoretic in doses of $\text{m}3-30$ (0.3-2.0) of a fluidextract. *A. cannabinum*. Canadian hemp, Indian physic; the rhizome is the official drug *apocynum*.*

apocynum (ap-os'i-num). (U.S.) The dried rhizome of *Apocynum cannabinum*, Canadian hemp; diuretic, diaphoretic, and cathartic, employed in cardiac dropsey and Bright's disease in doses of gr. 5-30 (0.3-2.0).

ap'od'al. Without feet.

apodemialgia (ap'o-de-mī-al'ji-ah) [G. *apodēmia*, being away from home, + *algos*, pain.] A longing to get away from home or to travel, *Wanderlust*; the opposite of nostalgia.

apod'ia [G. *a-* priv. + *pous*(*pod-*), foot.] Congenital absence of feet.

ap'odous. Apodal, without feet.

apog'amy [G. *apo*, from, + *gamos*, marriage.] In botany, the absence of sexual power, although the sexual organs may be present, reproduction occurring by parthenogenesis, budding, or other non-sexual means.

apo'lar. Having no poles, noting specifically nerve-cells without any apparent processes.

Apollina'ris, Germany. Acidulated-alkaline waters. Used in gout, catarrhal conditions of the respira-

tory organs and mucous membrane, and dyspepsia but chiefly as a table water.

apol'ysin [G. *apolysis*, release.] Monophenetidin, a soluble white powder of acid taste; antipyretic and analgesic in dose of gr. 8-15 (0.5-1.0).

apomorphi'næ hydrochloridum (U.S. and Br.). Apomorphine hydrochloride, a derivative of morphine or codeine made by heating with an excess of hydrochloric acid in a closed vessel; small grayish-white prismatic crystals becoming greenish on exposure to the air; expectorant in doses of gr. $\frac{3}{16}$ - $\frac{1}{8}$ (0.002-0.004); emetic, gr. $\frac{1}{16}$ - $\frac{1}{8}$ (0.006-0.012); hypnotic, gr. $\frac{1}{32}$ (0.003).

aponeurography (ap''ō-nu-rog'ra-fī) [*aponeurosis* + *graphō*, I write.] The descriptive anatomy of aponeuroses.

aponeurology [*aponeurosis* + *-logia*.] The branch of anatomy which treats of aponeuroses and their relations.

aponeurosis (ap''ō-nu-ro'sis) [G. the passage of muscle into tendon; *apo*, from, + *neuron*, sinew.] A fibrous sheet or expanded tendon, giving attachment to muscular fibers and serving as the means of origin or insertion of a flat muscle; sometimes also performing the office of a fascia for other muscles. **a. of inser'tion**, a tendinous sheet serving for the insertion of a broad muscle. **a. of invest'ment**, a fibrous membrane covering and keeping in place a muscle or group of muscles. **a. of or'igin**, a tendinous expansion serving as the attachment of origin of a broad muscle. **a. pharynge'a**, tela* submucosa pharyngis [BNA]. **epicra'nial a.**, galea aponeurotica.

aponeurosis (ap''ō-nu-ro-si'(se')tis). Inflammation of an aponeurosis.

aponeurotic. Relating to an aponeurosis.

aponeurotome. An instrument for dividing an aponeurosis.

aponeurotomy [*aponeurosis* + G. *tomē*, section.] Incision of an aponeurosis.

apon'ia [G. *a*-priv. + *ponos*, toil, pain.] 1. Non-exertion, abstention from labor. 2. Absence of pain.

aponosa, **aponoiā**, (ā-pon-e'ah, ā-pon-oy'ah) [G. *aponoiā*; *apo*, away, + *nous*, mind.] Amentia.

apophlegmatic [G. *apo*, away, + *phlegma*, mucus.] Producing a discharge of mucus; expectorant.

apophysary (ā-po-fī'sa-rī). Relating to an apophysis, apophyseal.

apophyseal (ā-po-fiz'e-al). Relating to or resembling an apophysis.

apoph'ysis [G. *apo*, from, + *physis*, growth; excrescence.] An outgrowth or projection, especially one from a bone. A bony process or outgrowth which has not an independent center of ossification. **bas'ilar a.**, the basilar process of the occipital bone. **lentic'ular a.**, processus* lenticularis of the incus.

apophysitis (ā-pof-i-si'(se')tis). 1. Inflammation of any apophysis. 2. Appendicitis. **a. tibia'lis adolescen'tium**, Schlatta's disease, prominence, with pain, of the tubercle of the tibia, due to its separation by muscular action, in young athletes.

apoplas'mia [G. *apo*, away, + *plasma*.] Inspissation of the blood; deficiency of the fluid portion of the blood.

apoplec'tic. Relating to, suffering from, or predisposed to apoplexy.

apoplec'tiform [G. *apoplēxia*, apoplexy, + L *forma*, appearance.] Apoplectoid.

apoplec'toid [G. *apoplēxia*, apoplexy, + *eidos*, appearance.] Resembling apoplexy, apoplectiform.

ap'oplexy [G. *apoplēxia*.] 1. A sudden loss of con-

sciousness followed by paralysis, due to cerebral hemorrhage or blocking of an artery of the brain by an embolus or thrombus. 2. An effusion of blood into the lungs or other organs. **embol'ic a.**, a. caused by the plugging of an artery of the brain by an embolus. **func'tional a.**, a condition simulating apoplexy without any cerebral lesion. **ingraves'cent a.**, the slowly progressive onset of apoplectic symptoms, due to the gradual escape of blood within the cranium. **menin'geal a.**, a. due to hemorrhage from the arteries of the dura mater. **mul'tiple a.**, a form of ingravescent a. due to repeated small hemorrhages. **neona'tal a.**, a. of the newborn, intracranial hemorrhage in newborn children, causing spastic paralysis and mental weakness in those who survive. **pul'monary a.**, hemorrhagic infarct of the lung, a circumscribed infiltration of the lung with blood in consequence of embolism or thrombosis of a branch of the pulmonary artery. **sanguin'eous a.**, true a. due to intracranial hemorrhage, as distinguished from serous a. **se'rous a.**, an exudation of serum distending the ventricles of the brain; meningitis serosa. **spl'nal a.**, hemothorhachis. **splen'ic a.**, hemorrhage into the spleen in animals suffering from anthrax. **thrombot'ic a.**, a. caused by thrombosis in a cerebral artery.

apoquin'amine. An alkaloidal derivative of quina-mine.

apor'e'tin [G. *apo*, from, *resinē*, resin.] A resinous substance, derived from rhubarb, possessing laxative properties.

apos'ia [G. *a*-priv. + *posis*, drink.] Absence of the feeling of thirst.

aposit'ia [G. *apo*, away, + *sitos*, food.] Distaste for food.

apos'pory [G. *apo*, from, + *sporos*, seed.] In botany, absence of the power of producing spores.

apos'tasis [G. a departure from, an abscess.] 1. The termination of a disease. 2. Exfoliation of bone. 3. Abscess.

apostax'is [G. a trickling down.] A slight hemorrhage, or bleeding by drops; epistaxis.

ap'o'tem, **apos'tema**, ap'o'teme [G. *apostēma*, abscess.] An abscess.

aposthia (ā-pos'thi-ah) [G. *a*-priv. + *posthē*, fore-skin.] Congenital absence of the prepuce.

Apostoli's meth'od (ā-pos-tō-le') [Georges *Apostoli*, Parisian physician, 1847-1900.] Treatment of uterine fibroids by electrolysis.

apoth'ecary [G. *apothēkē*, a repository.] 1. Pharmacist, druggist. 2. In England, a medical practitioner, licensed by the Society of Apothecaries of London to practise medicine and dispense drugs; in Ireland one similarly licensed by the Apothecaries Hall of Ireland.

apoth'e'cary [G. *apothēkē*, a storehouse.] Discocarp.

ap'o'them, **ap'o'theme** [G. *apo*, from, + *thēma*, deposit.] A precipitate caused by long boiling of a vegetable infusion or its exposure to the air; extractive.

apoth'eter [G. *apothētēmi*, *apothēō*, I stow away.] A slender rod with forked end used for pushing up a prolapsed umbilical cord during childbirth.

apotoxin (ap-o-tok'sin) [G. *apo*, from.] Richet's term for the anaphylactic substance caused by the action of the antibody, toxogenin, on the newly introduced toxin.

ap'ozem, **apoz'ema** [G.] A decoction.

apparatother'apy. Mechanicotherapy.

appara'tus [L. *apparare*, to prepare.] 1. A collection of instruments adapted for a special purpose. 2. An instrument made up of several parts. 3.

A system, the group of glands, ducts, blood-vessels, muscles, or other anatomical structures concerned in the performance of some function. **a. digesto'rius** [BNA], digestive system* **a. lacrima'tis**, lacrymal apparatus, consisting of the lacrymal gland, the lacrymal lake, the lacrymal canals, the lacrymal sac, and the naso-lacrymal duct. **a. ligamento'sus coll'i**, ligamentum nuchæ. **a. ligamento'sus si'nus tar'si**, the anterior ligament connecting the os calcis and the astragalus. **a. ligamento'sus Weitbrecht'i**, membrana tectoria. **a. ma'ior**, **a. mi'nor**, old terms for median and lateral lithotomy respectively. **a. respirato'rius**, respiratory system. **a. urogenita'tis**, urogenital or genitourinary system, including all the organs concerned in reproduction and in the formation and voidance of the urine.

append'age [L. *ad*, to, + *pendere*, to hang.] Appendix, annexum; any part, subordinate in function or size, attached to a main structure. **appendages of the eye**, the eyelids with their lashes, eyebrows, lacrymal apparatus, and conjunctiva. **appendages of the skin**, the hairs, nails, sweat or sudoriferous glands, and sebaceous glands. **auric'ular a.**, auricula(3). **ova'rian a.**, parovarium. **u'terine appendages**, annexa, the ovaries, Fallopian tubes, and ligaments. **ver'miform a.**, vermiform appendix.

appendal'gia. Pain in the right iliac fossa in the region of the vermiform appendix.

appendect'omy [*appendix* + G. *ektomê*, excision.] Removal of any appendix, specifically of the vermiform appendix; scolecoidectomy.

append'ical, **appendicial** (ap-en-dis't-al). Relating to an appendix.

appendicitis (ap-pen-di-si'(se')tis). Inflammation of the vermiform appendix, apophysitis, scolecoideitis. **a. larva'ta**, a form of chronic a., manifest by induration or tumefaction, but without subjective symptoms. **a. oblit'erans**, an irritable subacute inflammatory condition of the appendix vermiformis, leading to adhesions of the opposing mucous surfaces, and associated with fibroid degeneration, occurring usually in late middle life. **masked a.**, **a. larvata**. **protect'ive a.**, **a. obliterans**. **synconges'tive a.**, an irritable condition of the vermiform appendix, marked by interstitial serous infiltration and associated with congestion of neighboring structures.

appendico-entero'stomy. 1. The establishment of an artificial opening between the appendix and the small intestine. 2. Appendicostomy.

appendico'stomy [*appendix* + G. *stoma*, mouth.] Operation for opening into the intestine through the tip of the appendix vermiformis, previously attached to the anterior abdominal wall, for the purpose of flushing out the cecum and colon; called also *Weir's operation*.

append'icular. 1. Relating to an appendix or appendage. 2. Relating to the limbs, as opposed to *axial* which refers to the trunk and head. **a. muscles**, **skeleton**, etc., see the noun.

appen'dix, gen. *appen'dicis*, pl. *appen'dices* [L.] An appendage. Specifically the processus vermiformis [BNA]. **a. cæ'ci**, processus vermiformis. **a. epididym'alis**, a small pedunculated body attached to the head, or globus major, of the epididymis. **a. epiplo'ica** (pl. *appendices epiploicæ*), epiploic appendage, one of a number of little processes or sacs of peritoneum projecting from the serous coat of the large intestine except the rectum; they are generally distended with fat. **a. fasci'alis**, sternal prolongation of the "neck-band"

lesion of pellagra. **a. fibro'sa hep'atis**, a fibrous process, into which the tip of the left lobe tapers out, which passes with the left triangular ligament to be attached to the diaphragm. **a. tes'tis**, Morgagni's hydatid, a small non-pedunculated body, or one of several, attached to the upper extremity of the testis. **a. ventric'uli laryng'is** [BNA], laryngeal sacculus, a small diverticulum, running up from the ventricle of the larynx between the false vocal cord and the ala of the thyroid cartilage. **a. vermifor'mis**, processus vermiformis [BNA]. **a. vesiculo'sa**, vesicular appendage or hydatid of Morgagni, a small pedunculated cyst, sometimes multiple, frequently seen attached to the Fallopian tube near the fimbriated extremity. **auric'ular a.**, auricula (3), an ear-shaped projection from the anterior upper angle of each auricle (atrium) of the heart.

apperception (ap'ur-sep'shun) [L. *ad*, to, *percipere*, to perceive.] Comprehension, conscious perception.

appetite (ap'e-tit) [L. *appetere*, to long for.] A desire or longing to satisfy any conscious physical or mental need; specifically, a desire to take food.

ap'petite-juice. Gastric juice secreted at the time of eating, influenced in quality and quantity by the appetite and relish for the food ingested.

applanat'ion [L. *ad*, to, + *planare*, to flatten.] Flattening of a normally convex surface.

ap'ple. The fruit of *Pirus malus*. **Ad'am's a.**, (1) the projection of the thyroid cartilage in the neck; (2) the lime, a citrus fruit; (3) the banana. **bitt'er a.**, colocynth. **May a.**, podophyllum. **thorn a.**, *Datura stramonium*.

apple-jelly nodules (ap'l-jel-l nod'ülz). Small elevations of a reddish amber color seen on the surface of lupous ulcers.

app'le-oil. Amylis valeras.

ap'plicator. A slender rod of wood or flexible metal, at one end of which is attached a pledget of cotton or other substance for making local applications to the nose, throat, or other cavity.

ap'position (ä-po-z'i'shun) [L. *ad*, to, + *ponere*, to place.] 1. The putting in contact of two substances. 2. Contact of two surfaces.

approx'imate [L. *ad*, to, + *proximus*, nearest.] In dentistry: 1. Noting the contact surfaces, either mesial (proximal) or distal, of two adjacent teeth. 2. Close together, noting the teeth in the human jaw, as distinguished from the separated teeth in certain of the lower animals.

aprax'ia [G. *a-* priv. + *praxis*, I do.] 1. A disorder of voluntary movement, consisting in a more or less complete incapacity to execute purposeful movements, notwithstanding the preservation of muscular power, sensibility, and coordination in general. 2. A psychomotor defect in which one is unable to apply to its proper use an object which he is nevertheless able to name and the uses of which he can describe. **a. al'gebra**, an hysterical condition in which speaking, reading, writing, or consecutive thinking is impossible owing to the severe headache it causes. **idea'tional a.** (i-de-a'shun-al), agnosia, a misuse of objects due to a disturbance of identification. **mo'tor a.**, an inability to make movements or to use objects for the purpose intended by the will.

aproctia (ä-prok'shyah) [G. *a-* priv. + *prôktos*, anus.] Absence or imperforation of the anus.

ap'ron [O. Fr. *naperon*, a cloth.] An outer garment, covering the front of the body, to protect the clothing during surgical operations and other maneuvers. **Hott'entot a.**, hypertrophy of the nymphæ, common in Hottentot women.

aproxex'ia [G. heedlessness.] Inattention, due to ocular or aural defects or to mental weakness.

aprosop'ia [G. *a-* priv. + *prosôpon*, face.] Congenital absence of the greater part or all of the face, usually associated with other monstrosities.

aprolaphesia, apselaphesis (ap'se-lă-fē'zī-ah, ap'se-lă-fē'sis) [G. *a-* priv. + *psēlaphēsis*, feeling.] Impairment or total loss of tactile sensation.

apathy'ria [G. *a-* priv. + *psithyrissō*, I whisper.] Loss of the ability to whisper.

apychia (ap-si'kī-ah) [G. *a-* priv. + *psychē*, soul.] Loss of consciousness.

apychic, apychical (ap-si'kik, ap-si'kī-kal) Not mental or physical.

aptyalia (ap-ti-a'll-ah). Aptyalism.

aptyalism (ap-ti'al-izm) [G. *a-* priv. + *ptyalon*, saliva.] Diminished or arrested secretion of saliva, producing xerostomia.

a'pus [G. *a-* priv. + *pous*, foot.] A monster without feet, usually with entire absence of the lower extremities.

apycnomorphous (ă-pik'no-mor'fus) [G. *a-* priv. + *pyknos*, thick + *morphē*, shape, form.] Noting a cell or other structure which does not stain deeply owing to the fact that the stainable or chromophil material is not closely aggregated.

apy'etous [G. *a-* priv. + *pyēsis*, suppuration.] Non-suppurative, not purulent.

apy'oinin. Pyoktanin yellow.

apyous (ap-i'us) [G. *a-* priv. + *pyon*, pus.] Apyetous.

apyret'ic [G. *a-* priv. + *pyretos*, fever.] Non-febrile, without fever.

apyrex'ia [G.] Absence of fever.

apyrex'ial. Apyretic

aqua, gen. and pl. *aquæ* (ah'kwah) [L.] Water, chemical symbol H₂O, hydrogen monoxide. The pharmaceutical waters, *aquæ*, are aqueous solutions of volatile substances, the term for a solution of a non-volatile substance being *liquor*.

a. **ammō'nia** (U.S.), water of ammonia, liquor ammoniac (Br.), contains 10 per cent. of ammonia gas; stimulant, R5-15 (0.3-1.0).

a. **ammō'nia for'tior** (U.S.), stronger water of ammonia, liquor ammoniac fortior (Br.), contains 28 per cent. of ammonia gas; employed locally as a counterirritant.

a. **amyg'dale amā'ne** (U.S.), water of bitter almond, contains 0.1 per cent. by volume of oil of bitter almond; dose, 3i-2 (4.0-8.0).

a. **anethi** (Br.), dill-water, made with dill fruit 1 pound, water 3 gallons; sometimes given to nursing women as a galactagogue in doses of 3j-2 (16.0-64.0).

a. **anisi** (U.S. and Br.), water of anise, contains 0.5 per cent. by volume of oil of anise; dose 3i-4 (4.0-16.0).

a. **auran'tii flo'rum** (U.S. and Br.), orange-flower water, one-half the strength of stronger orange-flower water; dose, 3i-8 (4.0-32.0).

a. **auran'tii flo'rum for'tior** (U.S.), stronger orange-flower water, triple orange-flower water, a saturated solution of oil of orange flowers; dose, 3j-4 (2.0-16.0).

a. **bul'lliena**, gen. *aquæ bul'llien'tis*, boiling water.

a. **cal'cia**, liquor* calcia.

a. **campho'ræ** (U.S. and Br.), camphor water, contains 0.8 per cent. of camphor; dose, 3i-4 (4.0-16.0).

a. **carul** (Br.), caraway water; dose, 3j-1 (16.0-32.0).

a. **chlor'i**, a. **chlorata**, chlorine water; an aqueous solution of chlorine of at least 0.4-0.5 per cent. strength, official in the U.S.P., 1890; employed as a local stimulant and disinfectant application to ulcers and diluted as a gargle in sore throat; see also *liquor chlori compositus*.

a. **chloroformi** (U.S. and Br.), chloroform water, saturated solution of chloroform in distilled water; dose, 3i-8 (4.0-32.0).

a. **cinnamo'mi** (U.S. and Br.), cinnamon water,

contains 0.2 per cent. of oil of cinnamon; dose, 3i-8 (4.0-32.0).

a. **coloniens'is**, eau de Cologne, Cologne water, a perfumed spirit containing a number of fragrant oils in alcohol.

a. **commu'nis**, ordinary tap-water.

a. **croso'ti** (U.S.), croosote water, contains 1 per cent. of croosote; dose, 3i-8 (4.0-32.0).

a. **destilla'ta**, gen. *aquæ destillata* (U.S.), distilled water, used as a solvent.

a. **fer'ula**, gen. *aquæ feruida*, hot water.

a. **fenic'ull** (U.S. and Br.), water of fennel, contains 0.2 per cent. of oil of fennel; dose, 3i-8 (4.0-32.0).

a. **fonta'na**, gen. *aquæ fontana*, well water, spring water.

a. **for'tis**, weak nitric acid.

a. **frig'ida**, gen. *aquæ frigida*, cold water.

a. **hamamel'idis** (U.S.), water of witch hazel, distilled extract of witch hazel, made by distilling bark of witch hazel with water and adding 15 per cent. by volume of alcohol; dose, 3j-2 (2.0-8.0).

a. **hydrogen'i diox'id** (U.S.), solution of hydrogen dioxide, or peroxide, 10 volume solution; dose 3i-2 (4.0-8.0).

a. **laurocer'asi** (Br.), cherry-laurel water; dose 3j-1 (2.0-4.0).

a. **mar'na**, sea-water.

a. **medica'ta**, gen. and pl. *aquæ medicata*, medicated water, an aqueous solution of a volatile substance, usually a saturated solution.

a. **men'the pip'eritæ** (U.S. and Br.), peppermint water, contains 0.2 per cent. of oil of peppermint; dose, 3i-8 (4.0-32.0).

a. **men'the vir'idis** (U.S. and Br.), spearmint water, contains 0.2 per cent. of oil of green mint or spearmint; dose, 3i-8 (4.0-32.0).

a. **nig'ra**, black wash, lotio* hydrargyri nigra.

a. **phageden'ica**, yellow wash.

a. **pimen'tæ** (Br.), allspice water, a solution of oil of pimento or allspice; dose, 3i-8 (4.0-32.0).

a. **pluvia'lis**, rain water.

a. **pu'ra**, gen. *aquæ pura*, pure water.

a. **reg'ia**, a. **regal'ia** [L. royal water, so called from its power to dissolve gold], acidum nitrohydrochloricum.

a. **reg'nae Hunga'riae**, queen of Hungary water, a toilette preparation consisting of spirit of rosemary to which oil of lavender or of sage is added.

a. **ro'sæ** (U.S. and Br.), rosewater, one-half the strength of stronger rosewater; dose, 3i-8 (4.0-32.0).

a. **ro'sæ for'tior** (U.S.), stronger rosewater, saturated solution of oil of rose-petals made by distillation; dose, 3j-4 (2.0-16.0).

a. **sambu'ci** (Br.), elderberry water, prepared from the fresh flowers, used as an ingredient in lotions.

a. **satura'næ**, lead water, liquor* plumbi subaceta tis dilutus.

a. **sedati'va** (N.F.), sedative water, eau sedative de Respal; sodium chloride 26, spirit of camphor 4.8, ammonia water 50, water to make 400; diuretic and antispasmodic in doses of 3i-2 (4.0-8.0).

a. **sterila'ta**, gen. *aquæ steriliza'ta*, sterilized water.

a. **to'fana**, a solution of arsenic used by a poisoner of Palermo, named Tofana, in the seventeenth century.

a. **vi'tæ** [water of life], brandy.

aquacapsullitis (ak-wah-kap-su-li' (le')tis). Serous iritis, descemetitis.

aquæduc'tus [L. *aqua*, water, + *ductus*, duct.] Aqueduct, conduit, canal. a. **cer'ebr'i** [BNA], aqueduct of the cerebrum, aqueduct of Sylvius, iter a tertio ad quantum ventriculorum; a canal about 1/4 inch long, lined with ciliated epithelium, leading downward through the mesencephalon from the third to the fourth ventricle.

a. **coch'leæ**, ductus perilymphaticus. a. **Cotunn'i'ni**, a. vestibuli. a. **Fallo'pi**, canalis facialis.

a. **Syl'vii**, a. **cerebr'i**. a. **vestib'uli** [BNA], aqueduct of the vestibule, aqueduct of Cotunnus, a canal running from the vestibule and opening on the posterior surface of the petrous portion of the

temporal bone, giving passage to the ductus endolymphaticus and a small vein.

aquapuncture (ak-wah-pung'chur) [L. *aqua*, water, + *punctura*, puncture.] Hypodermic injection of water to produce counterirritation or for any other purpose.

aqueduct (ak'we-dukt) [L. *aqueductus*.] A conduit or canal; see *aqueductus*.

aqueous (a'kwe-us) [L. *aqua*.] Watery. a. hu'mor, the watery fluid filling the anterior and posterior chambers of the eye.

aquiferous (â-kwi'fer-us) [L. *aqua*, water, + *ferre* to carry.] Conveying water or a watery lymph.

aquiparous [L. *aqua*, water, + *parere*, to bring forth.] Secreting or excreting a watery fluid.

aquocapsulitis (ak-wo-kap-su-li'le'tis). *Aqua-capsulitis*.

aquosity. 1. The state of being watery 2. Moisture.

arabate. A salt of arabic acid.

Arabell'a, Hungary. Saline waters. Used in rheumatism, gout, hepatic and renal disorders, and obesity.

arabic. Relating to or derived from various species of acacia giving a gummy or resinous exudate. a. acid, arabin. gum a., acacia.

arabin. Arabic acid, a carbohydrate gum, $C_{12}H_{22}O_{11}$, or $(C_6H_{10}O_5)_n + H_2O$, forming gum arabic in union with calcium, potassium, and magnesium.

arabinose. A dextrorotatory pentose obtained from boiling gum arabic and some other gums with 0.5 per cent. sulphuric acid.

Arar'cem [L. *arum*, the wake-robin.] An order of monocotyledonous plants, having monocious or hermaphrodite flowers sessile in inflorescence on a spadix.

Arachis (ar'â-kis). A genus of leguminous plants, the best known species of which is *A. hypogaea*, the peanut. a. oil, peanut-oil, used as a substitute for or adulterant of olive-oil.

arachnitis (ar-ak-ni'(ne'tis). Inflammation of the arachnoid membrane, arachnoiditis.

arachnoid (ar-ak'noyd) [G. *arachnê*, cobweb, + *eidos*, resemblance.] Resembling a cobweb; noting specifically the arachnoidea,* arachnoid membrane, or middle layer of membranes covering the brain and spinal cord.

arachnoidal (ar-ak-noy'dal). Relating to the arachnoid membrane, or arachnoidea.*

arachnoidea (ar-ak-no-id'e-ah) [L. fem. (qualifying *ula*, web) of *arachnoideus*, cobweb-like, from G. *arachnê*, cobweb, + *eidos*, resemblance.] A delicate fibrous membrane forming the middle of the three coverings of the brain (a. *enceph'ali*) and of the spinal cord (a. *spina'lis*); it is closely applied to the dura mater, separated only by the subdural cavity, but between it and the pia mater there is in places a considerable space, the cavum subarachnoidale.

Arachnoidea (ar-ak-no-id'e-ah) [G. *arachnê*, spider, + *eidos*, resemblance.] A group of *Arthropoda* which includes the spiders, mites, and ticks.

arachnoiditis (ar-ak-noy-di'(de'tis). Inflammation of the arachnoid membrane, arachnitis.

arachnolysin (ar-ak-nol'i-sin) [G. *arachnê*, spider, + *lysis*.] An hemolysin in the venom of the spider.

arachnopia (ar-ak'no-pi'ah). The arachnoid and pia mater regarded as one membrane.

arack [Hindoo word.] A strong alcoholic liquor distilled from dates, rice, sap of the coconut palm, and other substances.

areocardi'a. Areocardia.

areom'eter. Areometer.

Aragon', Mexico. Carbonated-chalybeate waters, 77° F. Used in anemia, chlorosis, and like disorders.

araiocardia (â-ra-o-kar'di-ah) [G. *araios*, thin, rare, + *kardia*, heart.] Bradycardia.

Ar'al'ia. A genus of plants, several species of which have been more or less used in domestic medicine on account of their aromatic properties. The rhizome and roots of *A. nudicaulis*, wild sarsaparilla, wild licorice, small spikenard, and *A. racemosa*, American spikenard, plants growing in eastern and central North America, are stimulant, diaphoretic, and alterative; given in syphilis and rheumatism, and applied locally to indolent ulcers.

Aran's can'cer (ar-ah'n') [François Amilcar Aran, Parisian physician, 1817-1861.] Chloroma of the orbit with leucemia. A's law, a blow on the vault of the cranium is more apt to cause a fracture of the base than of the vault.

Aran'-Duchenne's' disease'. Progressive muscular atrophy; see *Duchenne-Aran*.

araneous (â-ra'ne-us) [L. *aranea*, cobweb.] Like a cobweb; arachnoid.

Aran'tius's duct [Latinized form of Giulio Cesare Aransio, Italian physician, 1530-1589.] Ductus venosus. A's lig'ament, ligamentum venosum. A's no'dule, nodule of Morgagni, the nodule at the center of the free border of each leaf of the aortic valve. A's ven'tricle, a small cul-de-sac on the floor of the fourth ventricle of the brain anterior to the tip of the calamus.

arar'oba [Brazil Indian, bark.] (Br.) Goa powder, crude chrysarobin, the dried and powdered concretion found in the wood of *Vouacapoua araroba* (*Andira araroba*) a forest tree of Brazil; it contains about 50 per cent. of chrysarobin.

ar'bor [L. tree.] In anatomy, one of the tree-like or branching structures, arbor vitæ (2 and 3). a. vitæ [L. tree of life] (x) thuja; (2) the branched configuration formed by ridges and folds of the mucous membrane of the cervix uteri, a. vitæ uteri or uterina, plicæ* palmatæ; (3) the arborescent appearance presented on cross-section of the cerebellum formed by the contrasting outlines of the white and gray matter, a. vitæ cerebelli.

arbores'cent [L. *arborescere*, to become a tree.] Tree-like, branching, dendritic.

arboriza'tion. Ramification; noting especially (1) the mode of termination of certain nerve processes or fibers; (2) the interlacing of the arterioles, capillaries, and veinlets.

ar'borize [L. *arbor*, a tree.] To ramify.

ar'boroid [L. *arbor*, tree, + G. *eidos*, resemblance.] Noting a colony of protozoa, each of which remains attached to another cell or to the main stem at one point, forming a branching or dendritic figure.

ar'bulith. Trade name of a mixture of hexamethylenamine lithium benzoate and arbutin, recommended as a urinary antiseptic and uric-acid solvent.

ar'butin. A white, bitter, crystalline glucoside from uva ursi, $C_{12}H_{16}O_7$; diuretic in doses of gr. 3-5 (0.2-0.3).

Ar'butus [L. wild strawberry.] A genus of evergreen shrub of the natural order *Ericaceæ*. *A. menziesii*, the madroño-tree of Oregon and California, a large tree the bark of which is astringent, but not used in medicine. *A. officina'le*, *A. uva-ursi*. *A. uno'do*, the strawberry-tree of southern Europe. *A. u'va-ur'si*, *Arctostaphylos uva-ursi*, the source of the drug uva* ursi.

arc [L. *arcus*, a bow.] A curved line or segment of a circle. **auric'ular a.**, **binauric'ular a.**, a line carried over the cranium from the center of one external auditory meatus to that of the other. **breg'matolamb'doid a.**, the line running along the sagittal suture from the bregma to the apex of the lambdoid suture. **keratoseop'ic a.**, a form of ophthalmometer devised by DeWecker and Masselon for measuring corneal astigmatism. **longitu'dinal a. of the skull**, the line carried over the skull from the nasion to the opisthion. **na'sobregmat'ic a.**, a line running through the midline of the forehead from the nasion to the bregma. **reflex a.**, the route followed in the production of a reflex act, from the periphery through the afferent nerve to the spinal center and thence through the efferent nerve to the periphery again.

arcade (ar-kād') [L. *arcus*, arc, bow.] An anatomical structure resembling a series of arches.

arca'num [L. *arcanus*, secret, hidden.] A secret remedy of supposed great therapeutic virtue.

arcate (ar'kāt) [L. *arcatus*, from *arcus*, bow.] Arched, bow-shaped.

arcein (ar'se-in). Arecoline hydrobromide.

arch [L. *arcus*, bow.] In anatomy, any vaulted or arch-like structure. See *arcus*. **abdom'inothorac'ic a.**, the line of the false ribs on either side with the lower end of the sternum, marking roughly the boundary line between the abdomen and thorax. **aor'tic a.**, the wide curve made by the aorta in the first part of its course, *arcus* aortice*. **aor'tic arch'es**, five pairs of curved primitive blood-vessels near the upper pole of the embryo. **bran'chial arch'es**, (1) four pairs of curved cartilages near the upper pole of the embryo; (2) aortic arches. **carpal arch'es**, two anastomotic arterial twigs running transversely across the wrist: the *anterior* lies in front of the carpus, being formed by anterior carpal branches of the radialis and ulnaris; it is distributed to the structures of the wrist and carpal joints; the *posterior* or *dorsal* lies on the posterior surface of the carpus, being formed by the dorsal carpal branches of the radialis and ulnaris; it is distributed to the structures of the carpal and wrist-joints and gives out two dorsal interosseous branches. **cru'ral a.**, Poupart's ligament. **deep cru'ral a.**, upper edge of the aponeurosis covering the femoral vessels. **den'tal a.**, the curve formed by the alveolar process and the teeth in each jaw. **fem'oral a.**, Poupart's ligament. **glossopalatine a.**, the curve formed by the two anterior pillars of the fauces, *arcus* glossopalatinus*. **he'mal a.**, the ventral arch of the typical vertebra, enclosing the thoracoabdominal organs, represented by the ribs and sternum. **hy'oid a.**, the second visceral a. which joins with the thyrohyoid a. to form the structures mentioned under that arch. **man'dib'ular a.**, the first visceral a., forming the maxilla, malar and palate bones, the malleus, incus, tragus, and part of the helix, and the mandible. **neu'ral a.**, the dorsal a. of the typical vertebra, inclosing the cerebrospinal nervous system. **pal'mar a.**, *arcus volaris*. **pharyngopalatine a.**, *arcus pharyngopalatinus*. **plan'tar a.**, *arcus plantaris*. **pu'bic a.**, *arcus pubis*. **supercil'iary a.**, *arcus superciliaris*. **supraorbital a.**, the superior curve of the anterior margin of the orbit. **thyrohy'oid a.**, the third visceral a. giving rise to the posterior portion of the tongue, the lesser cornu and part of the body of the hyoid bone, and the styloid process of the temporal bone.

vis'ceral arch'es, five round, curved bars with cartilaginous framework, in the embryo, which form various structures. **zygomat'ic a.**, the a. formed by the zygoma and corresponding process of the temporal bone.

archæocyte (ar'ke-o-sīt) [G. *archaios*, ancient, + *kytos*, a hollow (a cell).] A wandering cell.

archamphiaster (ark-am-fe-as'ter) [G. *archē*, origin, + *amphī*, around, + *astēr*, star.] The primordial amphiaster formed at the time the polar globules are extruded.

archebiosis (ar-ke-bi-o'sis) [G. *archē*, origin, + *biōsis*, life.] Spontaneous generation, abiogenesis.

archegenesis (ar-ke-gen'e-sis) [G. *archē*, beginning, + *genesis*, origin.] Spontaneous generation, abiogenesis.

archegonium (ar-ke-go'nī-um) [G. *archē*, origin, + *gonē*, generation, seed.] The female organ in the higher cryptogamic plants, the analogue of the pistil in flowering plants. It consists of a neck portion, pierced by a central canal leading down to an expanded portion, or venter, containing the ovum.

archenteron (ark-en'ter-on) [G. *archē*, beginning, + *enteron*, intestine.] The primitive enteron, coelenteron, formed by the invagination of the blastodermic vesicle.

archeocyte (ar'ke-o-sīt) Archæocyte

archesporium (ar-ke-spo'ri-um) [G. *archē*, beginning, + *sporos*, seed.] A layer of cells giving rise to the mother cells of spores or pollen.

archetype (ar'ke-tip) [G. *archē*, beginning, + *typos*, type.] A primitive type of structure from which various forms have been developed by differentiation.

archiater (ar-kī-a'ter) [G. *archi-*, first, chief, + *iater*, physician.] 1. A chief physician of any institution. 2. A physician to royalty.

archiblast (ar'kī-blast) [G. *archi-*, primitive, + *blastos*, germ.] 1. Epiblast* of His. 2. The formative part of the yolk distinguished from that which affords nourishment to the embryo.

archiblastic (ar-kī-blas'tic). Relating to the archiblast.

archiblastoma (ar'kī-blas-to'ma). A tumor derived from tissues of archiblastic origin.

archicarp (ar'kī-karp) [G. *archi-*, first, + *karpōs*, fruit.] In botany, the female organ in certain of the lower cryptogams, having no special receptive apparatus.

archicytula (ar-kī-sit'u-lah) [G. *archi-*, first, + *kytos*, a hollow (a cell).] The primitive cytula or parent cell in the embryo.

archigaster [G. *archi-*, first, + *gastēr*, belly.] Archenteron.

archigastrula (ar-kī-gas'tru-lah) [G. *archi-*, first.] The primitive gastrula developing from the archiblastula.

archigenesis (ar-kī-gen'e-sis) [G. *archi-*, first, + *genesis*, origin.] Archibiosis.

archigonocyte (ar-kī-gon'o-sīt) [G. *archi-*, first, + *E. gonocyte*.] The primary germ cell, one of the two cells formed by the division of the last proto-gonocyte.

archil (ar'kil). A violet dye from the lichens, *Rocella tinctoria* and *R. fuciformis*.

archimonerula (ar'kī-mon-er'u-lah) [G. *archi-*, first.] The primitive monerula from which the archicytula develops.

archimorula (ar-kī-mor'u-lah) [G. *archi-*, first.] The primitive morula, the stage of development of the impregnated ovum following the archicytula.

archinephron (ar-kī-nef'ron) [G. *archi-*, first, + *nephron*, kidney.] Wolffian* body.

archineuron (ar-kī-nu'ron) [G. *archi-*, first, chief,

+ *neuron*.] Central neuron, or pyramidal cell, a cell of the cerebral cortex, with all its processes.

archipallium (ar-ki-pal'i-um) [G. *archi-*, first, + *pallium*.] The olfactory cortex.

archiplasm (ar'ki-plazm) [G. *archi-*, first.] The substance of the attraction sphere surrounding the polar corpuscles; centrioplasm.

archisome (ar'ki-söm) [G. *archi-*, first, primitive, + *söma*, body.] Archiplasm.

archisperm (ar'ki-sperm). Gymnosperm.

archistoma (ar'ki-stöm) [G. *archi-*, first, + *stoma*, mouth.] Blastopore.

architis (ar-ki'(ke')tis) [G. *archos*, fundament, + *-itis*.] Proctitis.

arch-loop-whorl system. Galton's* system of classification of finger-prints.

archoceles (ar'ko-sel) [G. *archos*, fundament, + *kölē*, tumor.] Prolapse of the rectum; hernia of the rectum.

archocystocolposyrinx (ar'ko-sis'to-kol'po-sir'inks) [G. *archos*, fundament, + *kystis*, bladder, + *kolpos*, vagina, + *syrix*, fistula.] A fistulous tract involving rectum, bladder, and vagina.

archocystosyrinx (ar'ko-sis'to-sir'inks) [G. *archos*, fundament, + *kystis*, bladder, + *syrix*, fistula.] A rectovesical fistula.

archoplasm (ar'ko-plasm) [G. *archos*, leader, + *plasma*.] 1. Kinoplasm, a differentiated self-perpetuating form of protoplasm in the protozoa, in which the motor activities of the cell reside. 2. Archiplasm.

archoptoma (ar-kop-to'mah) [G. *archos*, fundament, + *ptöma*, a fall.] Archoptosia.

archoptosia (ar-kop-to'si-ah) [G. *archos*, fundament, + *ptösis*, a falling.] Prolapse of the rectum; written also *archoptosis*.

archorrhagia (ar-ko-raj't-ah) [G. *archos*, fundament, + *-rhagia*.] A discharge of blood from the anus.

archorrhoea, **archorrhoea** (ar-ko-re'ah) [G. *archos*, fundament, + *rhoia*, flow.] A discharge of pus from the anus.

archosoma (ar'ko-so-mah). Archisoma.

archostenosis (ar'ko-stē-no'sis) [G. *archos*, fundament, + *stenösis*, narrowing.] Stricture of the rectum or anus.

archosyrinx (ar-ko-sir'inks) [G. *archos*, fundament, + *syrix*, fistula.] Fistula in ano.

archyle (ar-ki'le) [G. *archē*, origin, + *hylē*, stuff.] The hypothetical primitive stuff from which all matter has been developed by differentiation; protyle, psychoplasm.

arciform [L. *arcus*, bow, + *forma*, shape.] Arcuate, bow-shaped.

arctation [L. *arctare*, to contract, limit.] Narrowing, contraction, stricture.

Arctic Springs, Wisconsin. Alkaline-calcic-chalybeate waters, 48° F. Used in renal congestion, early stages of Bright's disease, acid dyspepsia, constipation, and general debility.

Arctium. A genus of herbs of Europe and Asia, the burdocks. *A. lappa*, *A. officinale*, *Lappa officinale*, the source of lappa,* or burdock.

Arctostaphylos [G. *arktos*, bear, + *staphylē*, bunch of grapes.] A genus of evergreen shrubs of the natural order *Ericaceae*. *A. uva-ursi*, *Arbutus uva-ursi*, bearberry, the source of the drug *uva ursi*.

ar'tnal. Relating to an arch.

arcuate (ar'ku-ät) [L. *arcuatus*, bowed.] Arched, bowed. *a. fasciculus*, (1) fasciculus longitudinalis superior; (2) fasciculus uncinatus. *a. fibers*, the transverse curving fibers of the pons and medulla. *a. ligament*, ligamentum arcuatum. *a. nucleus*, nucleus arcuatus. *a. uterus*, uterus arcuatus.

arcuation (ar-ku-a'shun). 1. A bending. 2. A curvature.

arcus, gen. and pl. *arcus*, [L. a bow.] Any structure resembling a bent bow or an arch; an arc.

a. adiposus, *a. senilis*.

a. aortae, arch of the aorta, the curve between the ascending and descending portions of the thoracic aorta; it lies behind the manubrium sterni; it gives off the innominate, the left common carotid, and the left subclavian arteries.

a. dentalis, dental arch.*

a. glossopalatinus [BNA], anterior palatine arch, anterior pillar of the fauces; one of a pair of ridges or folds of mucous membrane, enclosing the palatoglossus muscle, passing from the under surface of the soft palate downward and forward to the sides of the tongue. Between this and the *a. pharyngopalatinus* lies the faucial or palatine tonsil.

a. juvenilis, a grayish ring at the corneal margin of the iris, resembling the *a. senilis*, but occurring in a young person.

a. lumbocostalis lateralis [BNA], ligamentum arcuatum externum; a tendinous arch, formed by a thickening of the fascia of the quadratus lumborum muscle, passing from the transverse process of the first lumbar vertebra to the first rib on either side; the diaphragm is attached to it.

a. lumbocostalis medialis [BNA], ligamentum arcuatum internum; a tendinous arch, formed by a thickening of the psoas fascia, passing from the body to the tip of the transverse process of the first lumbar vertebra on either side; the diaphragm is attached to it.

a. palatini, pillars of the fauces; see *a. glossopalatinus* and *a. pharyngopalatinus*.

a. palmaris, *a. volaris* [BNA].

a. pharyngopalatinus [BNA], posterior palatine arch, posterior pillar of the fauces; one of a pair of ridges or folds of mucous membrane, enclosing the palatopharyngeus muscle, passing from the posterior margin of the soft palate to the side-walls of the pharynx. Between this and the *a. glossopalatinus* lies the faucial or palatine tonsil.

a. plantaris, plantar arch, formed by the plantaris lateralis artery running across the bases of the metatarsal bones and anastomosing with the dorsalis pedis.

a. pubis, pubic arch, the arch formed by the two inferior rami of the pubis.

a. senilis, an opaque, grayish ring at the periphery of the cornea, of frequent occurrence in the aged; it results from a deposit of fatty granules in the lamellae and cells of the cornea.

a. superciliaris [BNA], superciliary arch, superciliary or supraorbital ridge; a fullness extending outward from the glabella on either side, above the orbital margin of the frontal bone, marking the site of the frontal sinus.

a. tendineus, tendinous arch, a fibrous band arching over a vessel or nerve, as it passes through a muscle, and protecting it from injurious compression.

a. tendineus musculli solet, a tendinous arch stretching over the popliteal vessels between the tibia and fibula, which gives origin to the central portion of the soleus muscle.

a. venosus dorsalis pedis, dorsal venous arch of the foot, in the subcutaneous tissue of the dorsum of the foot, formed by the dorsal digital veins; it unites internally with the dorsal vein of the great toe to form the vena saphena magna, and externally with the dorsal vein of the little toe to form the vena saphena parva.

a. venosus plantaris, plantar venous arch, formed by the plantar digital veins from the toes.

a. volaris profundus [BNA], deep palmar arch, extends from base of metacarpal bone of little finger to upper end of first interosseous space, formed by anastomosis of termination of the radialis with the deep branch (ramus volaris profundus) of the ulnaris.

a. volaris superficialis [BNA], superficial palmar arch; extends from ball of little finger to ball of thumb; formed by terminal portion of ulnaris and superficial volar branch of radialis.

a. zygomaticus, zygomatic arch, zygoma.

ardanesthesia, **ardanesthesia** [L. *ardor*, heat, + G.

an-priv. + *aisthēsis*, sensation.] Thermanesthesia.

ar'dent [L. *ardere*, to burn.] Hot, burning. **a. spir'its**, brandy, whiskey, and other forms of distilled alcoholic liquors.

ar'dor [L. fire, heat.] A hot or burning sensation. **a. uri'næ**, a scalding sensation on urinating. **a. ventric'ull**, pyrosis, heartburn.

area (a're-ah) [L. a courtyard.] 1. Any circumscribed surface or space; region. 2. All of the part supplied by a given artery or nerve. 3. A part of an organ having a special function, as the motor area of the brain. **a. acus'tica** [BNA], acoustic a., an area in the floor of the fourth ventricle over which run the striæ medullares; the lower part embraces the trigonum acustici. **a. Cel'al**, alopecia areata. **a. cribro'sa**, cribriform area, cribrum benedictum; (a) the apex of a renal papilla pierced by the openings of the excretory tubules, foramina papillaria; (b) the area surrounding the renal papillæ marked by numerous depressions where the vessels and nerves enter and leave the substance of the kidney. **a. gas'trica**, one of a number of small polygonal areas, separated by linear depressions, on the surface of the mucous membrane of the stomach; they contain the gastric foveolæ. **a. germinati'va**, germinal a., the place in the ovum where the embryo begins to be formed. **a. opa'ca**, the outer portion of the a. germinativa. **a. parol-facto'ria**, parolfactory a., Broca's a., a small and indistinctly defined gyrus on the mesial surface of the hemisphere between the subcallosal and the superior frontal gyri, from which it is separated by respectively the posterior and anterior parolfactory sulci. **a. pellu'cida**, the clear center of the a. germinativa. **a. vasculo'sa**, the part of the a. opaca when the first blood-vessels appear. **a. vitell'i'na**, the part of the ovum outside the a. germinativa. **associa'tion a.**, any a. in the brain connecting one sensory a. with another. **mo'tor a.**, the cortical portion of the brain embraced in the frontal and parietal ascending convolutions. **senso'rial or sen'sory a.**, the general surface of the cerebral hemispheres outside of the motor a. **si'lent a.**, any area of the cerebral or cerebellar surface, lesion of which occasions no definite sensory or motor symptoms. **ven'tral a.**, anterior root zone, a collection of special nerve fibers in the posterior funiculus, or white column, of the spinal cord, near the posterior septum. **vis'ual a.**, the occipital lobe and angular gyrus of each cerebral hemisphere.

Are'ca. A genus of palms of India and the Malay Archipelago. **A. cat'echu**, a large handsome tree of the East Indies which furnishes the betel-nut or areca-nut, semen arecæ, an astringent and anthelmintic in doses of 32-4 (8.0-16.0). **arecaine** (ar-ek'ah-ën). A crystalline alkaloid resembling betaine, derived from semen arecæ, or the betel-nut. **arecoline** (â-rek'o-lën). A colorless oily alkaloid from the betel-nut. **a. hydrobro'mide**, occurs as colorless acicular crystals, anthelmintic in doses of gr. $\frac{1}{16}$ - $\frac{1}{8}$ (0.003-0.006). **arena'tion** [L. *arena*, sand.] The use of hot sand in therapeutics. **areocardi'a** [G. *araios*, thin, rare, + *kardia*, heart.] Bradycardia. **are'ola** [L. dim. of *area*.] 1. Any minute area. 2. One of the spaces or interstices in areolar tissue. 3. The pigmented ring surrounding the nipple. 4. An erythematous ring surrounding a papule, pustule, or other inflammatory lesion

of the skin. **a. mam'mæ**, a circular pigmented area surrounding the nipple or papilla mamæ; its surface is dotted with little projections due to the presence of the areolar, or Montgomery's, glands beneath. **a. papilla'ria**, a. mamme. **a. umbilica'tis**, a. umbilica'ria, a pigmented ring around the umbilicus in the pregnant woman. **are'olar**. Relating to an areola in any sense. **a. tis'sue**, loose connective tissue containing many interspaces.

areometer (â-re-om'e-tur) [G. *araios*, thin (not solid), + *metron*, measure.] Hydrometer, an instrument for determining the specific gravity of a liquid.

areomet'ric. Relating to areometry or the areometer.

areometry (â-re-om'e-tri). The determination of the specific gravity of a fluid by means of an areometer.

Are'tæ'us' elephantin'asis [*Are'taios*, a Greek physician and writer, born in Cappadocia in the second century B.C.] Tubercular leprosy.*

argamblyo'pia [G. *argos*, not working.] Amblyopia ex anopsia, amblyopia from disuse of the eye.

Arg'as [G. contr. of *argēis*, shining.] A genus of mites of the family *Ixodidae*, some species of which, usually infecting birds, may attack man, causing severe pain and sometimes fever.

argent'amine. A trade name for ethylene diamine silver nitrate or diaminoethane silver nitrate; a clear fluid containing 10 parts each of silver nitrate and ethylene diamine (diaminoethane) in 100 parts of water; said to be irritating, but less so than silver nitrate.

argenta'tion. 1. Local superficial staining with silver nitrate. 2. Argyria.

argen'ti. Gen. of *argentum*.

argen'tic. Noting a chemical compound containing silver in a higher valency, therefore in lesser proportionate amount, than an *argentous* compound. **a. oxide**, Ag₂O.

argentide (ar-jen'tid). Trade name of a concentrated solution of silver iodide; locally germicidal and astringent.

arg'entine. Relating to silver.

arg'entol. A trade name for silver oxyquinoline (oxychiquoline) sulphonate; a yellowish powder, slightly soluble in water, and containing 32 parts of metallic silver; used as a dressing for wounds, an intestinal antiseptic, and an injection, in solution of 1 to 1000, in gonorrhea.

argen'tose. A compound of nucleoprotein and silver, containing 30 per cent. of the latter; employed as an astringent and germicide in gonorrhea, conjunctivitis, rhinitis, etc.

arg'entous. Noting a chemical compound containing silver in a lower valency, therefore in a larger proportionate amount than an *argentic* compound. **a. oxide**, Ag₂O.

argen'tum, gen. *argen'ti* [L.] Silver, a brilliant white metallic element, symbol Ag, atomic weight, 107.12. It is not employed in medicine as such, but silver wire is employed as a suture material, and silver leaf has been used in surgical dressings. For references to the various albuminous and other non-official salts see under *silver*. **argenti ace'tas**, occurs in white crystals freely soluble in water; recommended as a substitute for silver nitrate in ophthalmia neonatorum, as being less irritating. **argenti are'nia**, a yellow powder, insoluble in water; employed as an alternative in diseases of the skin in doses of $\frac{1}{16}$ to $\frac{1}{8}$ gr. (0.006-0.001). **argenti chlo'ridum**, a whitish mass insoluble in water, formerly em-

played as a substitute for the nitrate when the caustic action of the latter was not desired; on solidifying after being melted it forms a translucent mass known as horn silver; it is found native in this form. *a. colloidal*, colloidal silver, collargol.* *argenti cyan'idum* (U.S. and Br.), a white powder containing about 80 per cent. of silver; used for making dilute hydrocyanic acid by treating with dilute hydrochloric acid; has been given in chorea and epilepsy in doses of $\frac{1}{16}$ gr. (0.001-0.003). *argenti eos'olas*, a salt containing 50 per cent. of silver; employed in gonorrhea in 1-200 solution or 1-50 ointment. *a. folia'tum*, silver leaf, silver foil, official in the German Pharmacopeia; employed in surgical dressings. *argenti io'das*, a white powder, nearly insoluble in water; employed as an astringent in diarrhea in doses of $\frac{1}{16}$ gr. (0.005-0.01). *argenti io'didum*, a yellowish powder, insoluble in water; formerly used in syphilis, chorea, and other affections in dose of $\frac{1}{2}$ -2 gr. (0.03-0.12), and externally in conjunctivitis and urethritis. *a. liq'u'idum*, quicksilver, hydrargyrum.* *argenti ni'tras* (U.S. and Br.), occurs in clear, colorless crystals rapidly darkening on exposure to light, freely soluble in water; employed occasionally internally in epilepsy, gastritis, and diarrhea, in doses of $\frac{1}{4}$ - $\frac{1}{2}$ gr. (0.01-0.03); externally in solution in the treatment of gonorrhea, purulent ophthalmia, etc., and in the prevention of ophthalmia neonatorum. *argenti ni'tras fu'sus* (U.S.), molded silver nitrate, lunar caustic, stick caustic; employed externally as a caustic. *argenti ni'tras indura'tus* (Br.), toughened caustic; contains 1 part of potassium nitrate in 20 parts of silver nitrate. *argenti ni'tras mitiga'tus* (U.S. and Br.), mitigated silver nitrate, mitigated caustic; a mixture of 1 part of silver nitrate and 2 parts of potassium nitrate. *argenti ox'idum* (U.S. and Br.), silver oxide, a dark brown or blackish powder, explosive when mixed with readily combustible substances; has been employed in epilepsy and chorea in doses of $\frac{1}{4}$ -2 gr. (0.03-0.12). *a. solu'bile*, collargol. *argenti sul'phas*, silver sulphate a crystalline powder, soluble in 200 parts of cold, and 70 parts of hot water; used as a chemical reagent. *a. vi'tum*, quicksilver, hydrargyrum.*

arginin. A diamido-acid allied to guanidin.

argol [derivation uncertain.] Crude potassium bitartrate formed in wine-casks.

argos [G. *argos*, idle.] A gaseous element, symbol A, atomic weight 39.6, present in the atmosphere in the proportion of about 1 per cent. It is chemically very inert, but a compound with carbon has been obtained, and it is believed to unite with magnesium at a very high temperature.

argonia. A trade name for silver caseinate; a white powder, insoluble in cold, but soluble in hot water, and containing 4 per cent. of silver. A similar compound, *argenin L*, or *soluble argenin*, is more freely soluble in cold water, and contains 10 per cent. of metallic silver.

Argyll-Rob'ertson pu'pil or *symp'tom* (arg'il) [Douglas Argyll Robertson, Scotch ophthalmologist, 1837-1909.] Absence of the light reflex in the pupil, while the power of contraction during accommodation is preserved; one of the symptoms frequently present in tabes dorsalis and general paralysis.

argyria (ar-jir'i-ah) [G. *argyros*, silver.] Argyriasis, argyrium; a slate-gray or bluish discoloration of the skin and deeper tissues and organs, due to the deposit of insoluble albuminate of silver, occur-

ring after the medicinal administration for a long period of a soluble silver salt.

argyriasis (ar-jir-i'a-sis). Argyria.

argyr'ic. Argentic.

argyrium (ar'jir-izm). Argyria.

argyritis (ar'ji-ri'tis) [G. *argyros*, silver.] Silver or yellow litharge; plumbi oxidum when of a decidedly yellow color; see *chrysis*.

argyrol. A trade name for silver vitelline, a compound of silver and a protein obtained from serum-albumin; a dark-brown powder or scales, freely soluble in water, and containing about 25 per cent. of silver; employed in gonorrhea and in eye diseases in solution of 1-50 to 1-20.

argyro'tis. Chronic silver poisoning.

arhinencephalia (ä-rin'en-së-fa'ti-ah). Arrhinen-cephalia.

arhin'ia. Arrhinia.

ar'hovin. Trade name of a compound of diphenylamine and thymylbenzoic-acid ester; an oily liquid, employed in gonorrheal cystitis and gonorrheal rheumatism in doses of $\pi\pi_4$ (0.25).

arhyth'mia. Arrhythmia.

ar'il [L. *arillus*, a raisin.] In botany, an outgrowth from any part—stalk, integument, or placenta—of a seed.

ar'illode [L. *arillus*, aril, + G. *eidos*, resemblance.] A false aril, or appendage of a seed, originating often from the micropyle.

aristochin (ä-ris'to-kin). Diquinine carbonic-acid ester; a white tasteless powder, containing 96 per cent. of quinine; employed in malaria in adult doses of gr. 8-15 (0.5-1.0).

aristogenics (ar'is-to-jen'iks) [G. *aristos*, best, + *genea*, race, offspring.] An extreme and intensive form of eugenics.

ar'istol [G. *aristos*, best.] Trade name of dithymoldiiodide, thymolis* iodidum (U.S.), a local antiseptic used in surgical dressings.

Aristolochia (ar-is-to-lo'ki-ah). A genus of plants, mostly climbers, some of the species of which furnish drugs which have been used more or less in medicine. *A. anthyster'ica*, the root possesses emetic and diaphoretic properties. *A. clemati'tis*, has been used as an emmenagogue and oxytocic. *A. in'dica*, furnishes the drug aristolochia.* *A. serpenta'ria* furnishes the drug serpentaria.*

aristolochia (ar-is-to-lo'ki-ah) [G. *aristos*, best, + *locheia*, childbirth, some species having oxytocic powers.] (B.A.) The dried stem and root of *Aristolochia in'dica*; employed as a tonic and stimulant and as a remedy for snakebite; the concentrated solution and tincture are used.

aristolochin (ar-is-to-lo'kin). A bitter principle, $C_8H_{11}O_6$, derived from serpentaria.

aristoquin (ar-is'to-kwin). Aristochin.

arith'moma'nia [G. *arithmos*, number, + *mania*, frenzy.] An insane insistence upon incessant counting.

arkyochrome (ar'ke-o-krome) [G. *arkys*, a net, + *chrōma*, color.] Noting a nerve-cell in which the stainable substance, or tigroid mass, of the protoplasm presents a network appearance.

arkyostichochrome (ar'ke-o-stik'o-krome) [G. *arkys*, net, + *stichos*, row, + *chrōma*, color.] Noting a nerve-cell in which the tigroid, or stainable material is arranged partly as a network, partly in the form of parallel threads.

Arlt's operation [Ferdinand Ritter von Arlt, Viennese oculist, 1812-1887.] Transplantation of the eyelashes back from the edge of the lid in trichiasis. *A.'s si'nus*, an inconstant depression

on the internal surface of the lacrymal sac. **A.'s trachoma**, granular conjunctivitis.

arm [L. *armus*, fore-quarter of an animal; G. *armos*, a joint, a peg.] The upper extremity; specifically the segment of the upper extremity between the shoulder and the elbow, the upper arm.

abnormally large, macrobrachia. **abnormally small**, microbrachia. **absence**, abrachia. **amputation**, brachiotomy. **bone of**, humerus. **crooked**, brachio-cyllosis, brachicyrtosis. **forearm**, antibrachium, antibrachium, cubitus.

armamenta'rium [L. *armamentum*, an implement.] In medicine, all the means (drugs, instruments, etc.) at the disposal of the physician or of the surgeon to fit him for the practice of his profession.

arma'rium [L. *armarium*, bookcase.] Armamentarium, especially the literary part, or the physician's library.

ar'mature. 1. A bar of soft iron which is kept across the ends of a horseshoe magnet, when the latter is not in use. 2. Apparatus (3).

armilla (ar-mi'ah) [L. a bracelet.] The annular ligament of the wrist.

armora'cia. Horseradish. **armora'ciae ra'dix** (Br.), horseradish, the fresh root of *Roripa armoracia*, *Cochlearia armoracia*, an herb of eastern Europe now naturalized everywhere; employed as a condiment, for the relief of flatulence, and in the prevention and treatment of scurvy.

arm'plit. Axilla, maschale, axillary fossa.

Arneth's phagocytic in'dex (ar'nät) [Joseph Arneth, German physician, *1873.] The proportionate number per cubic millimeter of multinuclear neutrophils with nuclei of three or more lobes, which Arneth assumes to possess the greatest phagocytic power.

ar'nica (U.S.), **ar'nicae flo'res** (B.A.). The dried flower heads of *Arnica montana*, leopard's bane, wolf's bane, mountain tobacco; a cardiac sedative, but seldom given internally; employed externally as an application to sprains and bruises. The official preparation is the tincture; dose, grs 10-30 (0.6-2.0).

Ar'nold bod'ies. Fragments of erythrocytes sometimes mistaken for blood-plates.

Ar'nold's canal [Friedrich Arnold, German anatomist, 1803-1890.] A bony canal in the petrous portion of the temporal bone through which passes the small superficial petrosal nerve. **A.'s gan'glion**, (1) ganglion oticum; (2) a nervous ganglion in the intercarotid sympathetic plexus. **A.'s lig'ament**, passing between the atlas and the axis. **A.'s nerve**, ramus auricularis vagi. **A.'s oper'culum**, see *operculum* (1). **A.'s retic'ular white sub'stance**, substantia reticularis alba.

Arnold's test [V. Arnold, Austrian physician, nineteenth century.] For diacetic acid: mix two parts of urine with one part each of a 1 per cent. solution of sodium nitrite and a 1 per cent. solution of para-amidoacetphenone containing a few drops of strong aqua ammoniac; the urine is colored brownish red; 1 part of this is added to 10 parts of hydrochloric acid when a purple color is produced if diacetic acid is present.

arnott'a, **arnott'o**. Annatto, annotto, a yellow coloring matter obtained from the seeds of *Bixa orellana*, a tree of tropical America.

Arnstadt, Germany (arn'staht). Muriated-saline waters. Used by drinking and bathing in tuberculous and cutaneous affections, rickets, and diseases of women. April to October.

Aroid'ae. Araceae.

aro'ma [G. *arōma*, a spice.] An odor, especially an agreeable odor, arising from condiments and spices.

aromat'ic. 1. Having an agreeable, somewhat pungent, spicy odor. 2. One of a group of vegetable drugs having a fragrant odor and slightly stimulant properties. **a. comp'ound**, closed-chain* compound. **a. elix'ir**, **a. fluid-ex'tract**, **a. pow'der**, etc.. see the nouns. **a. se'ries**, all the closed-chain compounds derived from benzene, distinguished from those of the fatty series derived from methane.

aro'matize. To render aromatic; to treat with aromatics in order to disguise the taste or smell.

aro'min. A substance derived from urine, containing members of the aromatic series of benzene derivatives.

Ar'onson's se'rum [Hans Aronson, German bacteriologist, *1865.] An antistreptococcus serum prepared by injecting into horses a streptococcus culture the virulence of which has been increased by passage through animals.

arrachement (ā-rash-moñ') [Fr. tearing out.] Pulling out the capsule, in membranous cataract, by means of a capsule-forceps inserted through a corneal incision.

arrectores pilorum (ā-rek-to'rēz pi-lo'rum) [L. pl. of *arrec'tor pi'li*, erector of the hair.] Unstripped muscular fibers in the skin inserted into the bases of the hair-follicles, contraction of which, under the stimulus of cold or of fright, causes the hairs to stand erect, at the same time pulling them outward so as to raise the skin at their base into papillae; the condition so produced is called goose flesh or cutis anserina.

arrest' [L. *arrestare*, to restrain.] 1. To stop, check, restrain. 2. A stoppage; an interference with or a checking of the regular course of a disease or symptom or the performance of a function.

ar'rhenal [G. *arrhenikon*, arsenic.] Sodii* methylarsenas, arsenyl.

ar'rhen'ic. Relating to arsenic. **a. medica'tion**, treatment of disease by means of the organic preparations of arsenic, the cacodylates and methylarsinates.

Arrhenius' doctrine (ah-ra'ne-oos) [Svante August Arrhenius, Swedish chemist, *1859.] The doctrine of ionization, or electrolytic dissociation; in an electrically conductive solution free ions are present before electrolysis, and the proportion of molecules dissociated into ions can be calculated from measurements of electrical conductivity as well as of osmotic pressure. **A.'s law**, only those solutions are electrically conductive which have high osmotic pressures.

ar'rhenoplasm [G. *arrhen*, male, + *plasma*, something made or formed.] The male element of idioplasm.

arrhinencephalia (ar-in-en-sē-fa'le-ah) [G. *a-* priv. + *rhin-* (rhin-), nose, + *enkephalos*, brain.] An absence or rudimentary state of the rhinencephalon, or olfactory lobe, on one or both sides, with a corresponding lack of development of the external olfactory organs.

arrrhin'ia [G. *a-* priv. + *rhin-* (rhin-), nose.] Absence of the nose.

arrhythmia (ā-rith'mi-ah) [G. *a-* priv. + *rhythmos*, rhythm.] Irregularity, loss of rhythm; noting especially an irregularity of the heart beats, either in the rapidity or in the force of the pulsations. **si'aus a.**, any irregularity in the heart.

beat due to interference with the impulses originating at the sinoauricular node.

arrhythmical. Marked by arrhythmia.

Arrington Mineral Springs, Kansas. Alkaline-chalybeate-carbonated waters, 56° F. Three springs. Used by drinking and bathing in rheumatism, hepatic and renal disorders, dyspepsia, constipation, general debility, and hemorrhoids.

arrosion (â-ro'zhun) [L. *arrodere*, to gnaw at.] Erosion.

arrow. An arrow-shaped instrument. A slender, sharp-pointed rod of silver nitrate or other caustic adapted for insertion into a tumor.

Arrow-head Hot Springs, California. Sulphated-saline waters; thirty-seven springs. Used by drinking and bathing in rheumatism, neuralgia, and syphilis.

arrowroot. The rhizome of *Maranta arundinacea*, a plant of tropical America; the source of a form of starch formerly much used in the diet of children and invalids.

arrow-wood. *Euonymus*.

arsacetin (ar-sas'ê-tin). An acetyl derivative of atoxyl, employed in the treatment of syphilis, in doses of gr. 10 (0.6) by hypodermic injection every other day.

arsamine. Atoxyl.

arsenate. A salt of arsenic acid.

arsenauro (ar'sen-aw'ro). Trade name of a preparation of the bromides of arsenic and gold, employed in the treatment of syphilis.

arsenhe'mol. A brownish powder, a compound of hemol and arsenic, employed as an alternative in skin diseases and as a nerve-tonic in doses of gr. 1-2 (0.06-0.12).

arseni. Genitive of *arsenum*.*

arseniasis. Chronic arsenical poisoning.

arsenic. 1. Arsenicum, arsenium, arsenum*; a steel-gray metal, one of the elements, symbol As, atomic weight 75. 2. Arseni trioxidum, white arsenic.

arsenic. Relating to the element arsenic, or one of its compounds; noting especially *arsenic acid*, $H_2AsO_4 + \frac{1}{2} H_2O$, which forms arsenates with certain bases; not to be confused with what is ordinarily called arsenic, which is arsenous acid, arseni trioxidum.

arsenic-fast. Resistant to the poisonous action of arsenic; noting especially spirochetes and other protozoan parasites, which acquire an immunity after the repeated administration of the drug.

arsenical. Relating to or containing any of the salts of arsenum.

arsenicalism. Arseniasis.

arsenicoph'agy [G. *arsenikon*, arsenic, + *phagô*, I eat.] The habitual taking of arsenic (arseni trioxidum), arsenic-eating.

arsenicum [G. *arsenikon*.] Arsenum.

arsenide. Arseniuret, a compound of arsenic with a metal.

arsenization (ar'sen-i'on-i-za'shun). Electrolytic diffusion of arsenic ions in the tissues.

arsenious. Arsenous.

arsenite. A salt of arsenous acid (arseni trioxidum).

arsenium. Arsenic, arsenum.* **arseni i'odidum** (Br.), arseni iodidum (U.S.).

arseniuret (ar-se'nyu-ret). Arsenide.

arsenureted (ar-se'nyu-ret-ed). Combined with arsenic so as to form an arsenide. **a. hy'drogen,** arsine, a poisonous gas of fetid odor, AsH_3 .

arsenoben'zol. Ehrlich-Hata preparation.

arroblast (ar'se-no-blast) [G. *arsên*, male, +

blastos, germ.] The male element in the nucleus of an impregnated ovum, or genoblast; masculo-nucleus.

arsenoph'agy. Arsenicophagy.

ar'senosty'racol. Trade name of a preparation in tablet form of guaiacol cinnamic ester and arsenic, recommended in tuberculosis in doses of 1 or 2 tablets three times a day.

ar'senotrifer'rin. Trade name of a tasteless, insoluble, orange-colored powder said to contain arsenic, phosphorus, and iron in organic combination, employed as a hematinic in doses of gr. 5 (0.3) three times a day.

ar'senotrifer'rol. Trade name of an elixir of arseno-triferrin, given in doses of $3\frac{1}{2}$ (15.0) three times a day.

arsenous. Relating to the metal arsenic or one of its compounds, noting especially a compound of arsenum in a low valency. **a. acid,** acidum arseniosum, arseni* trioxidum, As_2O_3 .

arsen'um [G. *arsenikon*, from *arsên*, strong.] The element arsenic, a steel-gray metal, symbol As, atomic weight 75, which forms a number of poisonous compounds, some of which are used in medicine. **arseni i'odidum** (U.S.), arsenii iodidum (Br.), arsenous iodide, AsI_3 ; orange-colored scales or masses; employed as an alternative in doses of gr. $\frac{3}{10}$ - $\frac{1}{10}$ (0.002-0.006). **arseni triox'idum** (U.S.), acidum arseniosum (Br.), arsenious acid, arsenous acid, arsenic, white arsenic, As_2O_3 ; occurs in heavy lumps or white powder; employed as a tonic and in skin diseases and malaria in doses of gr. $\frac{3}{10}$ - $\frac{1}{10}$ (0.0015-0.003); externally as a caustic.

arsic'odile. Arsycodile.

arsine (ar'sên). Arseniureted* hydrogen.

arsonic acid. A derivative of arsenic acid by replacement of the hydroxyl group by an organic radical; see *alphyl* and *aryl*.

arso'nium. A hypothetical univalent radical, AsH_2 .

arsenvaliza'tion. Darsonvalization.

arsyc'odile. Trade name of a compound containing sodium cacodylate, employed in neurasthenia, diabetes, malaria, and various skin diseases.

artarine. An alkaloid, $C_{21}H_{23}NO_4$, from artar-root, *Xanthoxylum senegalense*; it is said to be similar to veratrine in its action as a cardiac stimulant.

artefact. Artifact.

Artemis'ia. A genus of plants of the natural order *Compositæ*, found chiefly in Europe, Asia, and North America. **A. abrot'anum,** southernwood, a European cultivated plant, the leaves and tops of which have been used in medicine under the name of *abrotanum*.

arteria, gen. and pl. *arte'ria* [L. from G. *arîtria*, air-conveyer, windpipe; the arteries were formerly supposed to be air-tubes.] Artery.

a. acetab'uli, *origin*, a. obturatoria; *distribution*, ligamentum teres and head of femur.

a. acromi thorac'ica, a. thoracoacromialis [BNA].

a. alveola'ris infe'rior [BNA], inferior alveolar, inferior dental; *origin*, maxillaris interna; *distribution*, through various branches to buccal mucous membrane, floor of mouth, teeth of lower jaw; *anastomoses*, submental and inferior coronary branches of maxillaris externa and labialis inferior.

a. alveola'ris supe'rior ante'rior [BNA], anterior superior dental; one of several branches of the infra-orbitalis supplying incisor and canine teeth of upper jaw.

a. alveola'ris supe'rior poste'rior [BNA], posterior dental; *origin*, maxillaris interna; *distribution*, molar and bicuspid teeth of upper jaw and mucous membrane of antrum.

a. anastomo'tica magna, (1) a. collateralis ulnaris

inferior [BNA]; (2) a. genu suprema [BNA].

a. angula'ris, one of the terminal branches of the a. maxillaris externa (facial); *distribution*, muscles and skin of side of nose; *anastomoses*, lateral nasal, and dorsalis nasi and palpebrales from the ophthalmic.

a. anor'y'ma [BNA], innominate artery; *origin*, convexity of the arch of the aorta; *terminal branches*, right subclavian and right common carotid; occasionally just above its origin it gives off the thyroidea ima.

a. appendicu'la'ris, *origin*, ileocolica or mesenterica superior; *distribution*, vermiform appendix.

a. arcua'ta [BNA], a. metatarsalis; *origin*, dorsalis pedis; *branches*, metatarses dorsales and digitales dorsales.

a. articu'la'ris az'ygoe, a. genu media [BNA].

a. articu'la'ris exter'na infe'rior, a. genu inferior lateralis [BNA].

a. articu'la'ris exter'na supe'rior, a. genu superior lateralis [BNA].

a. articu'la'ris inter'na infe'rior, a. genu inferior medialis [BNA].

a. articu'la'ris inter'na supe'rior, a. genu superior medialis [BNA].

a. audit'va inter'na, internal auditory; *origin*, basilaris; *distribution*, internal ear.

a. auricu'la'ris poste'rior, *origin*, external carotid; *branches*, muscular, parotid, auricular, and occipital rami, and stylo mastoid artery.

a. auricu'la'ris profun'da, *origin*, maxillaris interna; *distribution*, articulation of jaw, parotid gland, and external auditory meatus; *anastomoses*, branches of temporalis superficialis and auricularis posterior.

a. axilla'ris, the continuation of the subclavian in the axilla, and becoming the brachial in the arm; *branches*, thoracalis suprema, thoracoacromialis, thoracalis lateralis, subscapularis, circumflexa humeri, posterior and anterior.

a. az'ygoe articu'la'ris, a. genu media [BNA].

a. basila'ris, formed by union of the two vertebrates, runs from the lower to the upper border of the pons, and bifurcates into the two cerebri posteriores.

a. brachia'lis, *origin*, is a continuation of the axillaris; *branches*, profunda brachii (superior profunda), collateralis ulnaris superior (inferior profunda), collateralis ulnaris inferior (anastomotica magna), muscular and nutrient branches; bifurcates at the elbow into radialis and ulnaris.

a. bronchia'lis, one of three nutrient arteries of the lungs, two on the left and one on the right side, arising from the descending thoracic aorta.

a. bucca'lis, a. buccinatoria [BNA].

a. buccinato'ria [BNA], buccal; *origin*, maxillaris interna; *distribution*, buccinator muscle, skin and mucous membrane of cheek; *anastomoses*, buccal branch of maxillaris externa.

a. bul'b'i ure'thræ, *origin*, a. penis; *distribution*, bulb of urethra and corpus cavernosum urethræ.

a. bul'b'i vestib'uli: *origin*, a. clitoridis; *distribution*, vestibular bulb.

a. cana'lis pterygoid'e'i [BNA], Vidian artery; *origin*, maxillaris interna or palatina descendens; *distribution*, upper part of pharynx, Eustachian tube, levator and tensor palati muscles; *anastomoses*, through tympanic branch with other tympanic arteries.

a. capsula'ris me'dia, a. suprarenalis media [BNA].

a. caro'tis commu'nis, common carotid; *origin*, right from innominate, left from arch of aorta; runs upward in the neck and divides opposite upper border of thyroid cartilage into *terminal branches*, external and internal carotid.

a. caro'tis exter'na, external carotid; *origin*, common carotid; *branches*, superior thyroid, lingual, facial, occipital, posterior auricular, ascending pharyngeal, and *terminal branches*, internal maxillary and superficial temporal.

a. caro'tis inter'na, internal carotid; arises from the carotis communis opposite upper border of thyroid cartilage, and terminates in the middle fossa of the skull, dividing into the middle and anterior cerebral arteries; *branches*, ophthalmica, communicans posterior, cerebri anterior, and cerebri media, and tympanic, cavernous, Gasserian, pituitary, and meningeal rami.

a. centra'lis ret'inae, *origin*, ophthalmica; *distribution*, the retina.

a. cerebe'lli infe'rior ante'rior, *origin*, basilaris; *distribution*, lower surface of lateral lobes of cerebellum; *anastomoses*, cerebelli inferior posterior.

a. cerebe'lli infe'rior poste'rior, *origin*, vertebralis; *distribution*, medulla, choroid plexus, and cerebellum; *anastomoses*, cerebelli superior and cerebelli inferior anterior.

a. cerebe'lli supe'rior, superior cerebellar; *origin*, basilaris; *distribution*, upper surface of cerebellum, vermiform process, and valve of Vieussens; *anastomoses*, cerebelli inferior posterior.

a. cer'e'bri ante'rior, one of the two terminal branches of carotis interna; *branches*, communicans anterior, and various ganglionic and cortical rami; *distribution*, corpus callosum, lamina cinerea, septum lucidum, gyrus rectus, olfactory lobe, marginal, superior, middle, and ascending frontal and parietal convolutions, quadrate lobe, and superior parietal lobule.

a. cer'e'bri me'dia [BNA], a. fos'sae Syl'vii; one of the terminal branches of carotis interna; *distribution*, central and cortical portions of the brain.

a. cer'e'bri poste'rior, posterior cerebral, formed by the bifurcation of the basilaris; *distribution*, central and cortical portion of brain; *anastomosis*, enters into formation of circle of Willis.

a. cervica'lis ascen'dens: *origin*, thyroidea inferior, sometimes independently from the truncus thyrocervicalis; *distribution*, muscles of neck and spinal cord; *anastomoses*, branches of verticalis, occipitalis, pharyngea ascendens, and cervicalis profunda.

a. cervica'lis profun'da, deep cervical; *origin*, superior intercostal, or truncus costocervicalis; *distribution*, posterior deep muscles of neck; *anastomoses*, branches of princeps cervicis, cervicalis ascendens, and vertebralis.

a. cervica'lis superficia'lis: *origin*, transversa colli; *distribution*, posterior muscles of neck; *anastomoses*, princeps cervicis, transversa scapulae.

a. chorioi'd'ea [BNA], anterior choroidal; *origin*, carotis interna; *distribution*, optic tract, crus cerebri, uncinate convolution, and posterior part of internal capsule, terminating in choroidal plexus in descending cornu of lateral ventricle.

a. cilia'ris ante'rior, one of a number of branches of the lacrimalis which perforate the sclera and anastomose with the ciliares posteriores.

a. cilia'ris poste'rior bre'vis, one of several ciliary branches of the ophthalmica distributed to the choroid coat of the eye.

a. cilia'ris poste'rior lon'ga, one of two branches of the ophthalmica running forward between the sclerotic and choroid coats to the iris, at the outer and inner margins of which they form by anastomosis two circles.

a. circumflex'a fem'oris later'a'lis [BNA], circumflexa femoris externa, lateral (external) circumflex artery of the thigh; *origin*, profunda femoris; *distribution*, hip-joint, thigh muscles; *anastomoses*, circumflexa femoris medialis, glutea inferior, glutea superior, poplitea.

a. circumflex'a fem'oris media'lis [BNA], circumflexa femoris interna, medial (internal) circumflex artery of the thigh; *origin*, profunda femoris; *distribution*, hip-joint, muscles of thigh; *anastomoses*, glutea inferior, glutea superior, circumflexa femoralis lateralis.

a. circumflex'a hu'meri ante'rior: *origin*, axillaris; *distribution*, shoulder-joint and biceps muscle; *anastomoses*, circumflexa humeri posterior.

a. circumflex'a hu'meri poste'rior: *origin*, axillaris; *distribution*, muscles and structures of shoulder-joint; *anastomoses*, circumflexa humeri anterior, transversa scapulae, thoracoacromialis, and profunda brachii.

a. circumflex'a il'ium profun'da, deep circumflex iliac artery; *origin*, iliaca externa; *distribution*, muscles and skin of lower abdomen, sartorius and tensor fasciae femoris; *anastomoses*, lumbalis, epigastrica, glutea, iliolumbalis, and circumflexa ilium superficialis.

a. circumflex'a il'ium superficia'lis, superficial circumflex iliac artery; *origin*, femoralis; *distribution*, outer inguinal glands and integument of that region; sartorius, and tensor fasciae femoris muscles; *anastomoses*, circumflexa ilium profunda.

a. *circumflexa scap'ulae* [BNA], *dorsalis scapulae*, *origin*, subcapularis; *distribution*, muscles of shoulder and scapular region; *anastomoses*, branches of *transversa scapulae* and *transversa colli*.

a. *clitor'idis*: *origin*, *puenda interna*; *distribution*, *clitoris*, dividing into *profunda* and *dorsalis clitoridia*.
a. *coeli'aca* [BNA], *celiac artery*, *celiac axis*; *origin*, *abdominal aorta* just below *diaphragm*; *branches*, *gastrica sinistra*, *hepatica*, *lienalis*.

a. *col'ica dex'tra*, *right colic*; *origin*, *mesenterica superior*, sometimes by a common trunk with the *ileocolica*; *distribution*, *ascending colon*; *anastomoses*, *colica media*, *ileocolica*.

a. *col'ica me'dia*, *middle colic*; *origin*, *mesenterica superior*; *distribution*, *transverse colon*; *anastomoses*, *colica dextra* and *sinistra*.

a. *col'ica sinis'tra*, *left colic*; *origin*, *mesenterica inferior*; *distribution*, *descending colon* and *splenic flexure*; *anastomoses*, *colica media*, *sigmoidea*.

a. *collatera'lis digita'lis*, a. *digitalis volaris propria* [BNA].

a. *collatera'lis me'dia*, the posterior terminal branch of the *profunda brachii*, anastomosing with the arteries which form the *rete articulare cubiti*.

a. *collatera'lis radia'lis* [BNA], *articular branch* of *superior profunda*, the anterior terminal branch of the *profunda brachii*, anastomosing with the *recurrens radialis*.

a. *collatera'lis ulna'ris infe'rior* [BNA], *anastomotic magna*; *origin*, *brachialis*; *distribution*, *arm muscles* at back of *elbow*; *anastomoses*, *ulnaris recurrens anterior* et *posterior*, *collateralis ulnaris superior*, *profunda brachii*, and *interossea recurrens*.

a. *collatera'lis ulna'ris supe'rior* [BNA], a. *profunda brachii inferior*; *origin*, *brachialis*; *distribution*, *elbow-joint*; *anastomoses*, *recurrens ulnaris posterior* and *collateralis ulnaris inferior*.

a. *co'mes ner'vi ischia'lici*, a. *comitans nervi ischiadici* [BNA].

a. *co'mes ner'vi phren'lici*, a. *pericardiophrenica* [BNA].

a. *co'mitans ner'vi ischia'd'lici* [BNA], a. *comes nervi ischiadici*; *origin*, *glutaea inferior*; *distribution*, *sciatic nerve*; *anastomoses*, branches of *profunda femoris*.

a. *commu'nicans ante'rior*, a short vessel joining the two anterior cerebral arteries and completing the *circle of Willis* anteriorly.

a. *commu'nicans poste'rior*: *origin*, *carotis interna*; *distribution*, *optic tract*, *crus cerebri*, *interpeduncular region*, and *uncinate convolution*; *anastomoses*, with *cerebri posterior* to form *circle of Willis*.

a. *conjunctiva'lis*, one of a number of minute arteries derived from muscular branches of the *ophthalmica*.

a. *corona'ria*, (1) one of two arteries supplying the walls of the heart; they arise from the sinuses of *Valvulae*; (2) a. *gastrica sinistra* [BNA]; (3) a. *labialis superior* [BNA].

a. *corona'ria supe'rior*, a. *labialis superior* [BNA].

a. *cremaster'ica*, a. *spermatica externa* [BNA].

a. *cricothyroid'ea*, *cricothyroid artery*, a small branch of the a. *thyreoidea superior* crossing the *cricothyroid membrane*.

a. *cys'tica*: *origin*, *right ramus* of *hepatica*; *distribution*, *gall-bladder* and under surface of the *liver*.

a. *deferentia'lis*: *origin*, anterior division of *hypogastrica*, or sometimes *vesi alia superior*; *distribution*, *vas deferens*, *seminal vesicles*, *testicle*; *anastomoses*, *spermatica*, *cremasteric branch* of *epigastrica inferior*.

a. *denta'lis infe'rior*, a. *alveolaris inferior* [BNA].

a. *denta'lis poste'rior*, a. *alveolaris superior posterior* [BNA].

a. *denta'lis supe'rior ante'rior*, a. *alveolaris superior anterior* [BNA].

a. *digita'lis dorsa'lis*, one of the collateral digital branches of the *metatarsae dorsales*.

a. *digita'lis palma'ris*, a. *digitalis volaris* [BNA].

a. *digita'lis planta'ris*, one of the collateral digital branches of the *metatarsae plantares*.

a. *digita'lis vola'ris commu'nis* [BNA], *palmar digital artery*, one of four arteries arising from the *superficial palmar arch* and running to the inter-

digital clefts where each divides into two *digitales volares proprias*.

a. *digita'lis vola'ris pro'pria* [BNA], *volar digital artery proper*, *collateral digital*; one of eight arteries derived from the *digitales volares communes*, which run along the sides of the *volar surfaces* of the *fingers*.

a. *dorsa'lis clitor'idis*, *dorsal artery of the clitoris*, derived from the a. *clitoridis*, supplying the *glans*.

a. *dorsa'lis na'si*: *origin*, *ophthalmica*; *distribution*, *skin* of *nose*; *anastomoses*, *angularis*.

a. *dorsa'lis pe'dis*, *dorsal artery of the foot*; a continuation of the *tibialis anterior*; *branches*, *tarsae lateralis*; *arcuata*, *metatarsae dorsales*, *digitales dorsales*; *anastomoses* with the *plantaris lateralis* to form the *plantar arch*.

a. *dorsa'lis pe'nis*, *dorsal artery of the penis*; *origin*, a. *penis*; *distribution*, *skin*, *glans penis*, and *corpora cavernosa*.

a. *dorsa'lis scap'ulae*, a. *circumflexa scapulae* [BNA].

a. *epiga'strica infe'rior* [BNA], a. *epigastrica profunda*; *origin*, *iliaca externa*; *branches*, *spermatica externa* (*ligamenti teretis uteri*), and *muscular*, *cutaneous*, and *pubic rami*; *distribution* of *terminal branches*, *abdominal muscles*; *anastomoses*, *epiga'strica superior*.

a. *epiga'strica profun'da*, a. *epigastrica inferior* [BNA].

a. *epiga'strica superficia'lis*: *origin*, *femoralis*; *distribution*, *inguinal glands* and *integument* of *lower abdomen*; *anastomoses*, *epigastrica inferior*, *circumflexa ilium superficialis*, and *puenda externa superficialis*.

a. *epiga'strica supe'rior*: *origin*, the inner terminal branch of *mammaria interna*; *distribution*, *abdominal muscles* and *integument*, *falciform ligament*; *anastomoses*, *epigastrica inferior* and *hepatica*.

a. *epiclera'lis*, one of numerous twigs from the muscular branches of the *ophthalmica*, passing to the *conjunctiva*.

a. *ethmoida'lis ante'rior*: *origin*, *ophthalmica*; *distribution*, *cerebral membranes* in *anterior cranial fossa*, *anterior ethmoidal cells*, *frontal sinus*, *anterior upper part* of *nasal mucous membrane*, *skin* of *dorsum nasi*.

a. *ethmoida'lis poste'rior*: *origin*, *ophthalmica*; *distribution*, *posterior ethmoidal cells* and *upper posterior part* of *outer wall* of *nasal cavity*.

a. *facia'lis*, a. *maxillaris externa* [BNA].

a. *femora'lis*: *origin*, continuation of *iliaca externa*, beginning at *Poupart's ligament*; *branches*, *puenda externa superficialis*, *epigastrica superficialis*, *circumflexa ilium superficialis*, *puenda externa profunda*, *profunda femoris*, *genu suprema*, terminating in the *poplitea* at the upper part of the *popliteal space*.

a. *foe'se syl'vil*, a. *cerebri media* [BNA].

a. *fronta'lis*: *origin*, *ophthalmica*; *distribution*, *anterior portion* of *scalp*; *anastomoses*, branches of *supraorbitalis*.

a. *gas'trica bre'vis*: one of four or five small arteries (*vasa brevia*) given off from the *lienalis*, passing to the greater curvature of the *stomach*, and anastomosing with the other arteries in that region.

a. *gas'trica dex'tra* [BNA], a. *pylorica*; *origin*, *hepatica*; *distribution*, *pyloric end* of *stomach*; *anastomoses*, *gastrica sinistra*.

a. *gas'trica sinis'tra* [BNA], *coronary*; *origin*, *coeliaca*; *distribution*, *lesser curvature* of *stomach*; *anastomoses*, *oesophagea*, *gastroepiploica*, *gastrica dextra*.

a. *gastroduodena'lis*, *origin*, *hepatica*; *terminal branches*, *gastroepiploica dextra*, *pancreaticoduodenalis superior*.

a. *gastroepiplo'ica dex'tra*, *origin*, *gastroduodenalis*; *distribution*, *greater curvature* and *walls* of *stomach*; *anastomoses*, unites with *gastroepiploica sinistra* and branches from this arch anastomose with branches of *gastrica dextra* and *sinistra* and of the *colic arteries*.

a. *gastroepiplo'ica sinis'tra*, *left gastroepiploic*; *origin*, *lienalis*; *distribution*, *greater curvature* of *stomach* joining *gastroepiploica dextra*, which see for *anastomoses*.

a. *ge'nu infe'rior latera'lis* [BNA], *lateral inferior artery of the knee*, *inferior external articular artery*; *origin*, *poplitea*; *distribution*, *knee-joint*; *anastomoses*,

genu superior lateralis and recurrens tibialis anterior (and posterior).

a. *genu inferior media'lis* [BNA], medial inferior artery of the knee, inferior internal articular artery; *origin*, poplitea; *distribution*, knee-joint; *anastomoses*, recurrens tibialis anterior (and posterior) and genu superior medialis.

a. *genu me'dia* [BNA], middle artery of the knee, asygos articular artery; *origin*, poplitea; *distribution*, synovial membrane and crucial ligaments of knee-joint.

a. *genu super'ior latera'lis* [BNA], lateral superior artery of the knee, superior external articular artery; *origin*, poplitea; *distribution*, knee-joint; *anastomoses*, circumflexa femoris lateralis, perforans tertia, recurrens tibialis anterior, genu inferior lateralis.

a. *genu super'ior media'lis* [BNA], medial superior artery of the knee, superior internal articular artery; *origin*, poplitea; *distribution*, knee-joint; *anastomoses*, genu suprema, genu superior lateralis.

a. *genu suprema* [BNA], uppermost or highest artery of the knee, anastomotica magna; *origin*, femoral; *distribution*, knee-joint and adjacent parts; *anastomoses*, genu superior medialis, genu inferior medialis, genu superior lateralis, circumflexa femoris lateralis, and recurrens tibialis anterior.

a. *glute'a infe'rior* [BNA], ischiatica, sciatic; *origin*, anterior division of hypogastrica; *distribution*, hip-joint and gluteal region; *anastomoses*, branches of pudenda interna, sacralis lateralis, glutea superior obturatoria, circumflexa femoris medialis and lateralis.

a. *glute'a supe'rior* [BNA], gluteal; *origin*, posterior division of hypogastrica; *distribution*, gluteal region; *anastomoses*, sacralis lateralis, glutea inferior, pudenda interna, circumflexa ilium profunda, circumflexa femoris lateralis.

a. *haemorrhoida'lis infe'rior*, *origin*, pudenda interna; *distribution*, rectum; *anastomoses*, haemorrhoidalis media and superior, and a. perinei.

a. *haemorrhoida'lis me'dia*, anterior division of hypogastrica; *distribution*, rectum; *anastomoses*, haemorrhoidalis superior and inferior.

a. *haemorrhoida'lis supe'rior*, *origin*, mesenterica inferior; *distribution*, sigmoid flexure and rectum; *anastomoses*, branches of sacralis media, sigmoidea, haemorrhoidalis media, pudenda interna.

a. *hepatica*, *origin*, coeliaca; *branches*, gastrica dextra (pyloric), gastroduodenalis, and right and left terminal rami.

a. *hepatica pro'pria*, the continuation of the hepatica after giving off the gastrica dextra and gastroduodenalis.

a. *hypoga'strica* [BNA], a. iliaca interna; *origin*, iliaca communis; *branches*, iliolumbalis, sacralis lateralis, obturatoria, glutea superior, glutea inferior, umbilicalis, vesicales superiores, vesicalis inferior, haemorrhoidalis media; the artery itself usually divides into an anterior and a posterior division, the anterior terminating in the pudenda interna, the posterior in the glutea superior.

a. *ile'a*, *origin*, mesenterica superior; *distribution*, ileum; *anastomoses*, other branches of superior mesenterica.

a. *ileocol'ica*, *origin*, mesenterica superior, usually by a common trunk with the colica dextra; *distribution*, ascending colon; *anastomoses*, colica dextra.

a. *il'faca commu'nis*, one of the two terminal branches of the abdominal aorta; opposite the lumbosacral articulation, it becomes the hypogastrica (internal iliac) and also gives off the iliaca externa.

a. *il'faca exter'na*, *origin*, iliaca communis; *branches*, epigastrica inferior, circumflexa ilium profunda; becomes the femoralis at Poupart's ligament.

a. *il'faca inter'na*, a. hypogastrica [BNA].

a. *iliolumba'lis*, iliolumbar; *origin*, posterior division of hypogastrica; *distribution*, pelvic muscles and bones; *anastomoses*, circumflexa ilium profunda, obturatoria, lumbalis.

a. *infraorbita'lis*, *origin*, maxillaris interna; *distribution*, inferior rectus and inferior oblique muscles, lacrymal gland, lower eyelid, lacrymal sac, and upper lip; *anastomoses*, branches of ophthalmica, maxillaris externa, labialis superior, transversa faciei, and buccinatoria.

a. *innomina'ta*, a. anonyma [BNA].

a. *intercosta'lis*, one of nine pairs of arteries arising from the thoracic aorta and distributed to the nine lower intercostal spaces, spinal column, spinal cord, and muscles and integument of the back; they anastomose with branches of the musculophrenica, mammaia interna, epigastrica superior, subcostalis, and lumbalis.

a. *intercosta'lis ante'rior*, one of twelve rami intercostales [BNA]; *origin*, mammaia interna; *distribution*, intercostal muscles of upper six intercostal spaces, *anastomoses*, aortic and superior intercostal branches.

a. *intercosta'lis supe'rior*, (1) truncus* costocervicalis [BNA]; (2) a. intercostalis suprema [BNA].

a. *intercosta'lis supre'ma* [BNA], superior intercostal; *origin*, truncus costocervicalis; *distribution*, structures of first and second intercostal spaces; *anastomoses*, anterior intercostal branches of mammaia interna.

a. *interossea ante'rior*, a. interossea volaris [BNA].

a. *interossea commu'nis*, common interosseous; *origin*, ulnaris; *branches*, interossea volaris and dorsalis.

a. *interossea dorsa'lis*, (1) [BNA] posterior interosseous; *origin*, interossea communis; *distribution*, deep parts of back of forearm; *anastomoses*, interossea volaris; (2) a. metacarpea dorsalis [BNA].

a. *interossea palma'ris*, a. metacarpea volans [BNA].

a. *interossea poste'rior*, a. interossea dorsalis [BNA]. a. *interossea recur'rens* [BNA], posterior interosseous recurrent branch of ulnaris; *distribution*, back of elbow-joint; *anastomoses*, branches of profunda brachii and collateralis ulnaris inferior.

a. *interossea vola'ris* [BNA], anterior interosseous; *origin*, ulnaris; *distribution*, deep parts of the front of the forearm; *anastomoses*, interossea dorsalis.

a. *intestina'lis*, one of numerous branches (10-16) passing from the mesenterica superior to the jejunum and ileum; *anastomoses*, with each other to form arterial loops in the mesentery and on the wall of the gut, and with other branches of the superior mesenterica.

a. *ischia'dica*, a. ischia'tica, a. glutea inferior [BNA].

a. *jejuna'lis*, *origin*, mesenterica superior; *distribution*, jejunum; *anastomoses*, intestinales.

a. *labia'lis ante'rior*, termination of the pudenda externa profunda.

a. *labia'lis infe'rior*, *origin*, maxillaris externa (facial); *distribution*, structures of lower lip; *anastomoses*, mental branch of alveolaris inferior (inferior dental), submental, and inferior coronary branch of maxillaris externa.

a. *labia'lis poste'rior*, one of several twigs derived from the a. perinei, distributed to the labia majora.

a. *labia'lis supe'rior* [BNA], superior labial, superior coronary; *origin*, maxillaris externa (facial); *distribution*, structures of upper lip and, by a septal branch, the anterior and lower part of the septum nasi; *anastomoses*, lateral nasal and nasopalatine ramus of the sphenopalatine.

a. *lacrima'lis*, *origin*, ophthalmica; *distribution*, lacrymal gland, external and superior recti muscles, upper eyelid, forehead, and temporal fossae; *branches*, ciliares anteriores.

a. *larynge'a infe'rior*, *origin*, thyreoides inferior; *distribution*, muscles and mucous membrane of larynx; *anastomoses*, laryngeal branch of thyreoides superior.

a. *larynge'a supe'rior*, superior laryngeal; *origin*, thyreoides superior; *distribution*, muscles and mucous membrane of larynx; *anastomoses*, cricothyroid ramus of thyreoides superior and terminal rami of thyreoides inferior.

a. *lilena'lis*, splenic; *origin*, coeliaca; *branches*, gastrica breves, gastroepiploica sinistra, and pancreatic rami.

a. *lingua'lis*, *origin*, external carotid, runs along under surface of tongue, terminates as ranine artery, a. profunda linguae; *branches*, suprathyoid and dorsalis linguae branches and a. sublingualis.

a. *lumba'lis*, lumbar, one of four or five pairs; *origin*, abdominal aorta; *distribution*, lumbar vertebrae, muscles of back, abdominal wall; *anastomoses*, in-

tercostalis, subcostalis, epigastrica superior and inferior, circumflexa ilium profunda, and iliolumbalis.

a. lumbalis p^{ma}, lowest lumbar; *origin*, sacralis media; *distribution*, sacrum; *anastomoses*, sacralis lateralis.

a. malleolaris anterior lateralis, *origin*, tibialis anterior; *distribution*, ankle-joint; *anastomoses*, peronea, tarsea lateralis.

a. malleolaris anterior medialis, *origin*, tibialis anterior; *distribution*, ankle-joint and neighboring integument; *anastomoses*, branches of tibialis posterior.

a. malleolaris posterior lateralis [BNA], peronea posterior, lateral posterior malleolar, posterior peroneal; one of the terminal branches of the peronea; *distribution*, outer side of ankle; *anastomoses*, malleolaris anterior lateralis.

a. mamma^{ria} externa, a. thoracalis lateralis [BNA].

a. mamma^{ria} interna, internal mammary; *origin*, subclavia; *branches*, pericardiacophrenica, mediastinales anteriores, pericardial, muscular, and perforating rami, and bifurcates into the musculophrenica and epigastrica superior.

a. masseterica, *origin*, maxillaris interna; *distribution*, deep surface of masseter; *anastomoses*, branches of transversa faciei and masseteric branches of maxillaris externa.

a. maxillaris externa [BNA], facial artery; *origin*, external carotid; *branches*, palatina ascendens, tonsillar and submaxillary rami, submentalis, labialis inferior, labialis superior, masseteric, buccal, and lateral nasal rami, and angularis.

a. maxillaris interna, *origin*, carotis externa; *branches*, auricularis profunda, tympanica anterior, meningea media, alveolaris inferior, masseterica, temporalis profunda anterior et posterior, buccinatoria, alveolaris superior posterior, infraorbitalis, palatina descendens, canalis pterygoidei, sphenopalatina, and accessory meningea, pterygoidei, and pterygopalatine rami.

a. media^{na} [BNA], a. comes nervi mediani; *origin*, ulnaris; *distribution*, accompanies median nerve to palm; *anastomoses*, branches of superficial palmar arch.

a. mediastinalis anterior, *origin*, one of numerous branches of the mamma^{ria} interna; *distribution*, lymphatic nodes in the anterior mediastinum and the sternum.

a. meningea anterior, *origin*, ophthalmica; *distribution*, cerebral membranes in middle cranial fossa; *anastomoses*, branches of meningea media and meningeal branches of carotis interna and lacrimalis.

a. meningea media, *origin*, maxillaris interna; *branches*, petrosal, Gasserian, tympanic, orbital, anterior and posterior terminal; *distribution*, to parts mentioned and through terminal branches to anterior and posterior cranial fossae; *anastomoses*, meningeal branches of occipitalis, pharyngeus ascendens, ophthalmica and lacrimalis, stylomastoidea, accessory meningeal ramus of maxillaris interna, and temporalis profunda.

a. meningea posterior, posterior meningeal; *origin*, pharyngeus ascendens; *distribution*, dura mater; *anastomoses*, branches of meningea media and vertebralis.

a. mentalis, terminal branch of alveolaris inferior.

a. mesenterica inferior, *origin*, aorta; *branches*, colica sinistra, sigmoidea, haemorrhoidalis superior.

a. mesenterica superior, superior mesenteric; *origin*, aorta; *branches*, intestinales, pancreaticoduodenalis inferior, jejunaes, ileae, ileocolica, appendicularis, colica dextra, colica media.

a. metacarpea dorsalis [BNA], dorsal interosseous, one of three branches of the medialis, running in the back of the 2d, 3d, and 4th interosseous muscles.

a. metacarpea volaris [BNA], palmar interosseous, one of three arteries springing from the deep palmar arch and running in the three inner interosseous spaces; they anastomose with the metacarpeae dorsales.

a. metatarsalis, a. arcuata [BNA].

a. metatarsa dorsalis, dorsal interosseous artery; one of three branches of the arcuata, supplying the three outer toes and the outer side of the second toe through the collateral branches, the digitales dorsales.

a. metatarsa planta^{ris}, one of four digital branches of the plantar arch.

a. musculophrenica, *origin*, is the outer terminal branch of mamma^{ria} interna; *distribution*, diaphragm and intercostal muscles; *anastomoses*, branches of pericardiacophrenica, phrenica inferior, and aortic intercostal arteries.

a. nutritia femoris, nutrient artery of the femur; one of two arteries, superior and inferior, arising from the perforans prima and tertia respectively (sometimes secunda and quarta).

a. nutritia fibulae, *origin*, peronea; *distribution*, fibula.

a. obturato^{ria}, *origin*, anterior division of the hypogastrica; *distribution*, bladder, pelvic bones, psoas and levator ani muscle; *anastomoses*, iliolumbalis, epigastrica inferior, circumflexa femoris medialis.

a. occipitalis, *origin*, external carotid; *branches*, sternocleidomastoides, and muscular, meningeal, auricular, occipital, mastoid, and descending rami.

a. oesophagea, one of several arteries arising from the descending thoracic aorta and supplying the oesophagus.

a. ophthalmica, *origin*, carotis interna; *branches*, ciliares posteriores, centralis retinae, meningea anterior, lacrimalis, supraorbitalis, ethmoidalis anterior, palpebrales, dorsalis nasi, and frontalis.

a. orbita^{lis}, a. zygomaticoorbitalis [BNA].

a. ovarica, *origin*, aorta; *branches*, uterel, tubal, ligamentous, ovarian, and uterine rami; *anastomoses*, uterina.

a. palatina ascendens, *origin*, maxillaris externa (facial); *distribution*, lateral walls of pharynx, tonsils, Eustachian tubes, and soft palate; *anastomoses*, tonsillar ramus of maxillaris externa, dorsalis linguae, and palatina descendens.

a. palatina descendens, descending or posterior palatine; *origin*, maxillaris interna; *distribution*, soft palate, gums, and bones and mucous membrane of hard palate; *anastomoses*, sphenopalatina, palatina ascendens, pharyngea ascendens, and tonsillar branches of maxillaris externa (facial).

a. palatina minor, one of several posterior branches of the palatina descendens in the pterygopalatine canal, distributed to the soft palate and tonsil.

a. palatina major, the anterior branch of the palatina descendens in the pterygopalatine canal, supplying the gums and mucous membrane of hard palate.

a. pancreatocoduodenalis inferior, *origin*, mesenterica superior; *distribution*, head of pancreas, duodenum; *anastomoses*, pancreatocoduodenalis superior.

a. pancreatocoduodenalis superior, *origin*, gastroduodenalis; *distribution*, head of pancreas, duodenum, common bile-duct; *anastomoses*, pancreatocoduodenalis inferior, lienalis.

a. penalis, deep terminal branch of the pudenda interna, dividing into the dorsalis and profunda penis.

a. perforans, perforating artery; one of three or four branches (prima, secunda, tertia, quarta) of the profunda femoris which pierce the muscles to reach the vastus lateralis (externus) muscle; they anastomose with branches of the glutea inferior, circumflexa femoris medialis, circumflexa femoris lateralis, poplitea.

a. pericardi^{ac}ophrenica [BNA], comes nervi phrenici, superior phrenic artery; *origin*, mamma^{ria} interna; *distribution*, pericardium, diaphragm, and pleura; *anastomoses*, musculophrenica, phrenica inferior, mediastinal and pericardial branches of the mamma^{ria} interna.

a. perinea^{lis} superficialis, a. perinei [BNA].

a. perineⁱ [BNA], perinealis superficialis; *origin*, pudenda interna; *distribution*, perineum; *anastomoses*, pudenda externa.

a. peronea, *origin*, tibialis posterior; *distribution*, soleus, tibialis posterior, flexor longus hallucis, and peroneal muscles and inferior tibiofibular articulation and ankle-joint; *anastomoses*, malleolaris anterior lateralis, tarsea lateralis, plantaris lateralis, dorsalis pedis.

a. peronea anterior, ramus perforans arteriae peronae [BNA], perforating branch of the peroneal artery, going to the lateral malleolar rete.

a. peronea posterior, a. malleolaris posterior lateralis [BNA].

a. *pharyngea ascendens*, ascending pharyngeal; *origin*, external carotid; *distribution*, wall of pharynx and soft palate.

a. *phrenica inferior*, *origin*, abdominal aorta just below diaphragm; *distribution*, diaphragm; *anastomoses*, phrenica superior, mamma interna, and musculophrenica.

a. *phrenica superior*, diaphragmatic; one of several small arteries given off from the lower part of the thoracic aorta and distributed to the diaphragm; they anastomose with the musculophrenic.

a. *plantaris lateralis*, lateral (external) plantar; larger of the two terminal branches of the tibialis posterior; *distribution*, forms the plantar arch and through it supplies the sole of the foot and plantar surfaces of the toes; *anastomoses*, plantaris medialis, dorsalis pedis.

a. *plantaris medialis*, medial (internal) plantar, one of the terminal branches of the tibialis posterior; *distribution*, inner side of the sole of the foot; *anastomoses*, dorsalis pedis, plantaris lateralis.

a. *poplitea*, continuation of femoral in the popliteal space, bifurcating at the lower border of the popliteus muscle into the tibialis anterior and posterior; *branches*, genu superior lateralis and medialis, genu inferior lateralis and medialis, and surales.

a. *principes cervicis*, descending ramus of the occipitalis [BNA]; *origin*, occipita; *distribution*, complexus and trapezius muscles; *anastomoses*, cervicalis superficialis and branches of vertebralis and cervicalis profunda.

a. *principes pollicis*, *origin*, radialis; *distribution*, volar surface and sides of thumb; *anastomoses*, arteries on dorsum of thumb.

a. *profunda brachii* [BNA], profunda brachii superior; *origin*, brachialis; *distribution*, humerus and muscles and integument of arm; *anastomoses*, recurrens radialis, interossea recurrens, collateralis ulnaris, circumflexa humeri posterior.

a. *profunda brachii inferior*, a. collateralis ulnaris superior [BNA].

a. *profunda brachii superior*, a. profunda brachii [BNA].

a. *profunda clitoridis*, deep artery of the clitoris; a small vessel supplying the body of the clitoris, derived from the a. clitoridis.

a. *profunda femoris*, deep artery of the thigh; *origin*, femoralis; *branches*, circumflexa femoris lateralis, circumflexa femoris medialis, perforans (3 or 4).

a. *profunda linguae* [BNA], deep artery of the tongue, ranine artery; termination of lingual; *distribution*, muscles and mucous membrane of under surface of tongue.

a. *profunda penis*, deep artery of the penis; *origin*, a. penis; *distribution*, corpus cavernosum penis.

a. *pudenda externa profunda* [BNA], deep external pudendal (pudic) artery; *origin*, femoral; *distribution*, integument of scrotum, or labia majora; *anastomoses*, pudenda externa superficialis and spermatica externa, or a. ligamenti teretis uteri.

a. *pudenda externa superficialis* [BNA], superficial external pudendal (pudic) artery; *origin*, femoralis; *distribution*, root of dorsum penis, or mons Veneris, and skin of lower abdomen; *anastomoses*, pudenda externa profunda, epigastrica superficialis.

a. *pudenda interna* [BNA], pudica interna; *origin*, anterior division of hypogastrica; *branches*, hemorrhoidalis inferior, perinei, scrotales (or labiales) posteriores, penis, urethralis, bulbi urethrae (bulbi vestibuli vaginae), profunda penis, dorsalis penis (clitoridis, profunda clitoridis, dorsalis clitoridis).

a. *pulmonalis*, *origin*, right ventricle of the heart; *distribution*, the lungs; *branches*, right and left.

a. *pylorica*, a. gastrica dextra [BNA].

a. *radialis*, *origin*, brachialis; *branches*, recurrens radialis, metacarpæ dorsales, digitales dorsales, princeps pollicis, metacarpæ volares, and muscular, carpal, and perforating rami.

a. *radialis indicis*, a. volaris indicis radialis [BNA].

a. *ranina*, ranine, a. profunda linguae [BNA].

a. *recurrens radialis*, *origin*, radialis; *distribution*, supinator and extensor muscles; *anastomoses*, profunda brachii.

a. *recurrens tibialis anterior*, *origin*, tibialis

anterior; *distribution*, superior tibiofibular articulation and tibialis anterior muscle; *anastomoses*, genu (articular) arteriae, circumflexa femoris lateralis, and genu suprema.

a. *recurrens tibialis posterior*, an occasional branch of the tibialis anterior; *distribution*, back of knee-joint; *anastomoses*, genu inferior medialis and lateralis.

a. *recurrens ulnaris*, one of two (anterior and posterior) recurrent branches of the ulnaris; *distribution*, elbow-joint and adjacent muscles; *anastomoses*, collateralis ulnaris superior and inferior.

a. *renalis*, *origin*, aorta; *branches*, ureteral, perirenal, and glandular rami, and suprarenalis inferior; *distribution*, kidney.

a. *sacralis lateralis*, lateral sacral; *origin*, posterior division of hypogastrica; *distribution*, region of coccyx and sacrum; *anastomoses*, sacralis media, glutæa superior, glutæa inferior.

a. *sacralis media*, middle sacral; *origin*, back of abdominal aorta just above the bifurcation; *distribution*, lower lumbar vertebra, sacrum, and coccyx; *anastomoses*, sacralis lateralis, hæmorrhoidalis superior and media.

a. *scrotales anterior*, termination of the pudenda externa profunda.

a. *scrotales posterior*, one of several twigs derived from the a. perinei, distributed to the posterior portion of the scrotum.

a. *sigmoidæa*, *origin*, mesenterica inferior; *distribution*, descending colon and sigmoid flexure; *anastomoses*, colica sinistra, hæmorrhoidalis superior.

a. *spermatica externa* [BNA], cremasterica; *origin*, epigastrica inferior; *distribution*, coverings of spermatic cord; *anastomoses*, pudenda externa, spermatica, and a. perinei.

a. *spermatica interna*, *origin*, aorta; *branches*, ureteral, cremasteric, epididymal rami, and a. testicularis; *distribution*, parts designated by names of branches; *anastomoses*, branches of renal, epigastrica inferior, deferentialis.

a. *sphenopalatina*, *origin*, maxillaris interna; *distribution*, posterior portion of outer nasal wall and septum; *anastomoses*, branches of palatina descendens, labialis superior, and infraorbitalis.

a. *spinælis anterior*, *origin*, vertebralis; *distribution*, spinal cord and pia mater; *anastomoses*, branches of intercostales and lumbales.

a. *spinælis posterior*, *origin*, vertebralis; *distribution*, medulla, spinal cord, and pia mater; *anastomoses*, spinal branches of intercostales.

a. *sternocleidomastoidea*, *origin*, occipital; *distribution*, muscle of the same name; *anastomoses*, sternocleidomastoid ramus of the thyroidea superior.

a. *stylomastoidea*, *origin*, auricularis posterior; *distribution*, external auditory meatus, mastoid cells, semicircular canals, stapedius muscle, and vestibule; *anastomoses*, tympanic branches of carotis interna and pharyngea ascendens, and auditory branch of basilaris.

a. *subclavia*, *origin*, right from anonyma (innominate), left from arch of aorta; *branches*, vertebralis, thyroïd axis (truncus thyrocervicalis), mamma interna; superior intercostal (truncus costocervicalis); it is directly continuous with the axillaris.

a. *sublingualis*, *origin*, lingualis; *distribution*, muscles of tongue; *anastomoses*, submentalis.

a. *submentalis*, *origin*, maxillaris externa (facialis); *distribution*, mylohyoid muscle, submaxillary and sublingual glands, and structures of lower lip; *anastomoses*, labialis inferior, mental branch of alveolaris inferior, and inferior coronary ramus of maxillaris externa.

a. *subscapularis*, *origin*, axillaris; *branch*, circumflexa scapulae; *distribution*, muscles of shoulder and scapular region; *anastomoses*, branches of transversa colli, transversa scapulae, thoracalis lateralis, and intercostalis.

a. *superficialis volaris*, ramus volaris superficialis [BNA]; *origin*, radialis; *distribution*, ball of thumb; *anastomoses*, sometimes with ulnaris to form superficialis palmar arch (arcus volaris superficialis).

a. *supraorbitalis*, *origin*, ophthalmica; *distribution*, frontalis muscle and scalp; *anastomoses*, branches of the temporalis superficialis and frontalis.

a. suprarenalis inferior, origin, renalis; distribution, suprarenal body; **anastomoses,** suprarenalis media.

a. suprarenalis media [BNA], capsularis media; origin, aorta; **distribution,** suprarenal bodies; **anastomoses,** suprarenalis superior and inferior.

a. supracapularis, a. transversa scapulae [BNA].

a. suralis, artery of the calf; one of four or five arteries arising (sometimes by a common trunk) from the poplitea; distribution, muscles and integument of the calf; **anastomoses,** tibialis posterior, genu inferior medialis and lateralis.

a. tarsalis lateralis, origin, dorsalis pedis; distribution, tarsal joints and extensor brevis digitorum muscle; **anastomoses,** arcuata, peronea anterior, plantaris lateralis, malleolaris anterior lateralis.

a. tarsalis medialis, one of two small branches of the dorsalis pedis; distribution, medial malleolar rete.

a. temporalis profunda, two in number anterior and posterior; origin, maxillaris interna; **distribution,** temporal muscle; **anastomoses,** branches of temporalis superficialis, lacrimalis, and meningea media.

a. temporalis media, origin, temporalis superficialis; **distribution,** temporal fascia and muscle; **anastomoses,** branches of maxillaris interna.

a. temporalis superficialis, origin, is a terminal branch of the external carotid; **branches,** transversa faciei, temporalis media, zygomaticoorbitalis, and parotid, anterior auricular, frontal, and parietal rami.

a. testicularis, origin, spermatica interna; **distribution,** testicle.

a. thoracalis lateralis [BNA], lateral thoracic, long thoracic, external mammary; origin, axillaris; **distribution,** thoracic muscles and mammary gland; **anastomoses,** branches of thoracoacromialis, intercostal, and subscapularis.

a. thoracalis superior [BNA], superior thoracic; origin, axillaris; **distribution,** muscles of chest; **anastomoses,** branches of transversa scapulae, mammaria interna, and thoracoacromialis.

a. thoracica longa, a. thoracalis lateralis [BNA].

a. thoracoacromialis [BNA], acromiothoracic; origin, axillaris; **distribution,** muscles and skin of shoulder and upper chest; **anastomoses,** branches of thoracalis superior, mammaria interna, thoracalis lateralis, circumflexa humeri posterior and anterior, and transversa scapulae.

a. thoracodorsalis, origin, axillaris; **distribution,** muscles of upper part of back; **anastomoses,** branches of thoracalis lateralis.

a. thyroidea, origin, mammaria interna **distribution,** thymus gland.

a. thyroidea prima, lowest thyroid, an inconstant artery; origin, arch of aorta or anonyma (innominate) artery; **distribution,** thyroid gland.

a. thyroidea inferior, inferior thyroid; origin, truncus thyrocervicalis; **branches,** cervicalis ascendens, laryngea inferior, and muscular, esophageal, and tracheal rami.

a. thyroidea superior, superior thyroid; origin, external carotid; **branches,** infrahyoid branch, laryngea superior, thyroclaryngea, sternocleidomastoidea, cricothyroid and two terminal branches.

a. thyroclaryngea, origin, thyroidea superior; **distribution,** larynx and thyroid gland.

a. tibialis anterior, origin, poplitea; **branches,** accurrens tibialis posterior and anterior, malleolaris anterior lateralis and medialis, dorsalis pedis, tarsalis lateralis, tarsum mediales, metatarses dorsales, and digitales dorsales.

a. tibialis posterior, the larger and more directly continuous of the two terminal branches of the poplitea; branches, peronea, nutritia fibulae, malleolaris posterior lateralis and medialis, nutritia tibiae, plantaris medialis and lateralis, metatarses plantares, digitales plantares, and various communicating and perforating rami.

a. transversa colli [BNA], a. transversalis colli; origin, truncus thyrocervicalis; **branches,** cervicalis superficialis, muscular and descending rami.

a. transversa faciei, transverse facial; origin, temporalis superficialis; **distribution,** parotid gland, Wharton's duct, masseter muscle, and overlying skin; **anastomoses,** infraorbital and buccal branches of maxil-

laris interna, and buccal and masseteric branches of maxillaris externa.

a. transversa scapulae [BNA], suprascapular; origin, truncus thyrocervicalis; **distribution,** clavicle, scapula, muscles of shoulder, and shoulder-joint; **anastomoses,** subscapular, posterior scapular, and dorsalis scapulae.

a. transversalis colli, a. transversa colli [BNA].

a. tympanica anterior, origin, maxillaris interna; **distribution,** tympanum; **anastomoses,** tympanic branches of carotis interna and pharyngea ascendens, and stylomastoides.

a. tympanica inferior, inferior tympanic; origin, pharyngea ascendens; **distribution,** tympanum of the ear; **anastomoses,** tympanic branches of other arteries.

a. tympanica posterior, origin, stylomastoides; **distribution,** tympanic cavity; **anastomoses,** tympanic branches of maxillaris interna.

a. tympanica superior, origin, meningea media; **distribution,** tympanum.

a. ulnaris, origin, brachialis; **branches,** recurrentes ulnares, interossea, digitales volares.

a. umbilicalis, before birth is continuation of iliaca communis; after birth it is obliterated between bladder and umbilicus, forming the lateral umbilical ligament, the remaining portion, between a. hypogastrica and bladder, being reduced in size and giving off the superior vesical arteries.

a. urethralis, origin, a. penis; **distribution,** membranous urethra.

a. uterina, origin, anterior division of hypogastrica; **distribution,** uterus, upper part of vagina, round ligament, and inner part of Fallopian tube; **anastomoses,** ovarica, vaginalis, epigastrica inferior.

a. vaginae, origin, anterior division of hypogastrica; **distribution,** vagina, base of bladder, rectum; **anastomoses,** uterina, pudenda interna.

a. vertebralis, origin, subclavia; **branches,** spinalis posterior, spinalis anterior, a. cerebelli inferior posterior, and various muscular, meningeal, and spinal branches; the two vertebrales unite to form the basilar; **anastomoses,** descending ramus of occipitalis and cervicalis profunda.

a. vesicalis inferior, origin, anterior division of hypogastrica; **distribution,** base of bladder, ureter, and (in the male) seminal vesicles, vas deferens, and prostate; **anastomoses,** hemorrhoidalis media, and other vesical branches.

a. vesicalis superior, origin, umbilicalis; **distribution,** bladder, urachus, ureter; **anastomoses,** other vesical branches.

a. vidualis, a. canalis pterygoidei [BNA].

a. volaris indicis radialis [BNA], radialis indicis; origin, radialis; **distribution,** radial side of index finger.

a. zygomaticoorbitalis [BNA], orbital; origin, temporalis superficialis, sometimes temporalis media; **distribution,** orbicularis palpebrarum muscle, and portion of orbit; **anastomoses,** lacrimalis and palpebral branches of ophthalmica.

arteriogram. Anteriosclerosis of gouty origin.

arterial. Relating to one or more arteries or to the entire system of arteries.

arterialization (ar-te'-ri-al-i-za'shun). 1. Making or becoming arterial; aeration of the blood whereby it is changed in character from venous to arterial.

2. Vascularization.

arteriarcia (ar-te-ri-ark'shi-ah) [L. arcare, to constrict.] Narrowing of the arteries; vasoconstriction.

arteri-asis. Generalized arteriosclerosis.*

arteriectasia [G. ekasis, distention.] Dilatation of the arteries, vasodilatation.

arteriocalillary. Relating to both arteries and capillaries. **a. fibro-asis, arteriosclerosis,** affecting especially the walls of the capillaries and terminal arterioles.

arteriococcygeal gland (ar-te'-ri-o-kok-sij'e-al). Glomus coccygeum.

arteriofibro-asis. Arteriosclerosis. **arteriogram [G. gramma, a drawing.]** Sphygmogram.

arteriography [G. *graphō*, I write, I register.] 1. Sphygmography. 2. Description of the arteries.
arteri'ola [L. dim. of *arteria*.] Arteriole. **a. rec'ta**, one of the arterioles going to the pyramids in the cortex of the kidney.

arte'riole [L. *arteriola*.] A minute artery; a terminal artery continuous with the capillary network.

arte'riolith. A calcareous deposit in the wall of an artery or in a thrombus.

arteriolo'gy. The part of anatomy which deals with the arteries; usually associated with the study of the other vessels under the name angiology.

arteriomal'cia [G. *malakia*, softness.] Softening of the arteries.

arteriom'eter [G. *metron*, measure.] An instrument for measuring the diameter of an artery, or its change in size during pulsation.

arteriomyomatosis (ar-te'ri-o-mi-o-mă-to'sis). Thickening of the walls of an artery by an overgrowth of muscular fibers arranged irregularly, intersecting each other without any definite relation to the axis of the vessel.

arteriop'athy [G. *pathos*, suffering.] Any disease of the arteries.

arteriophlebot'omy [G. *ariēria* + *phleps* (phleb-), vein, + *tomē*, a cutting.] Bloodletting from the minute arterioles and veinlets by scarification of the skin or mucous membrane.

arteriopl'a'nia [G. *planē*, a straying.] The presence of an anomaly in the course of an artery.

arte'rioplas'ty [G. *ariēria*, artery, + *plassō*, I form.] Matas' operation for aneurysm.

arteriopressor (ar-te'ri-o-pres'or). Causing increased blood-pressure in the arteries.

arterior'haphy [G. *ariēria*, artery, + *rhaphe*, seam.] Suture of an artery.

arteriorrh'exis [G. *rhēxis*, rupture.] Rupture of an artery.

arteriosclero'sis [G. *ariēria* + *sklērosis*, a hardening.] Arterial sclerosis; a fibrous overgrowth, mainly of the inner coat of an artery, associated with degenerative changes in the middle coat, causing thickening of the arterial wall with loss of elasticity and contractility.

arteriosclerot'ic. Relating to or affected by arteriosclerosis.

arterios'ity. A state of being arterial, noting the aeration of the blood.

arteriosten'o'sis [G. *ariēria* + *stenōsis*, a narrowing.] Narrowing of the caliber of an artery, either temporary, through vasoconstriction, or permanent, through arteriosclerosis.

arteriosto'sis [G. *osteon*, bone.] Calcification of the arterial walls.

arteriostrep'sis [G. *ariēria* + *strepsis*, a twisting.] Twisting of the divided end of an artery for the arrest of bleeding.

arte'riotome. A lancet for performing arteriotomy.
arteriot'omy [G. *ariēria* + *tomē*, incision.] Blood-letting from an artery, usually the temporal

arte'rioven'ous. Relating to both an artery and a vein or to both arteries and veins in general; both arterial and venous.

arteriover'sion [L. *arteria*, artery, + *versio*, a turning.] The arrest of hemorrhage from the open end of an artery by everting the wall of the vessel

arteriover'ter. An instrument for facilitating arterioversion.

arteritis (ar-te-ri'(re'tis). Inflammation of an artery. **a. deformans**, endarteritis deformans chronic inflammation of the intima with thickening and subsequent degeneration. **a. nodo'sa**,

periarthritis nodosa. **a. oblit'erans**, obliterating a., endarteritis* obliterans.

artery [L. *arteria*.] A blood-vessel conveying blood in a direction away from the heart; with the exception of the pulmonary artery, the arteries convey red or aerated blood. For the table of the arteries, see under *arteria*.

anomalous course, arterioplania. **calculi**, arteriolith. **contraction**, arteriostenosis, arteriartia. **description of**, arteriography. **dilatation**, aneurysm, arteriectasia. **disease**, arteriopathy, arteriosclerosis, arteriobrosis, atheroma, arteriomalacia, arteriostenosis, arteriasia. **drawing blood from**, arteriotomy. **inflammation**, arteritis; of inner tunic, endarteritis; of middle tunic, mesarteritis; of outer tunic, exarteritis, periarteritis. **narrowing**, arteriartia, arteriostenosis. **ossification**, arteriostenosis. **recording pulsations**, arteriography, sphygmography. **rupture**, arteriorrhexis. **science of**, arteriology. **small**, arteriole. **softening**, arteriomalacia. **suture**, arteriorrhaphy. **terminal**, telangiectasion, arteriostrepis. **union of two arteries** (normal or surgical), anastomosis.

arth'igon. Trade name of a gonococcus stock vaccine containing 20 million to the cubic centimeter.

arthrag'ra [G. *arthron*, joint, + *agra*, seizure] Articular gout.

arth'al [G. *arthron*, joint.] Relating to a joint, articular.

arth'al'gia [G. *arithron*, joint, + *algos*, pain.] Severe pain in a joint, especially one not inflammatory in character; arthrodynia. **a. saturni'na**, severe pain on movement, chiefly flexion, of the joints of the lower extremities, in cases of lead poisoning.

arth'al'gic. Relating to or affected with arthralgia; arthrodynic.

arthrec'tomy [G. *arthron*, joint, + *ektomē*, excision.] Exsection of a joint.

arthrempy'sis (ar-threm-pi-e'sis) [G. *arthron*, joint, + *empyēsis*, suppuration.] The presence of pus in a joint.

arthrifuge (ar'thri-fūj) [arthrit'is + L. *fugare*, to chase away.] A gout remedy.

arthrit'ic. 1. Relating to arthritis. 2. Gouty.

arthritide (ar'thri-tēd) [Fr.] A skin eruption of assumed gouty or rheumatic origin.

arthritis (ar-thri'(thre'tis) [G. *arthron*, joint, + *-itis*.] Inflammation of a joint. **a. deformans**, a chronic disease, of uncertain origin, affecting the structures of one or more of the joints, producing deformity and loss of function. **a. fungo'sa**, white swelling; chronic inflammation, usually tuberculous, of a joint, commonly the knee, with proliferation of the synovial fringes producing a boggy swelling. **a. nodo'sa**, (1) a. deformans; (2) gout. **a. urati'ca**, gout. **chron'ic rheumat'ic a.**, a. deformans. **rheu'matoid a.**, the atrophic form of a. deformans.

arthritism. A condition in which one is prone to various inflammatory processes of a gouty nature in the joints and skin.

arthrobacte'rium [G. *arthron*, joint.] A bacterium in which reproduction occurs by segmentation or fission without endogenous spore formation.

arthroce'ae (ar-throk'a-se) [G. *arthron*, joint, + *kakē*, badness.] Caries of a joint.

arthrocele (ar'thro-sēl) [G. *arthron*, joint, + *kēlē*, hernia, tumor.] 1. Hernia of the synovial membrane through the capsule of a joint. 2. Any swelling of a joint.

arthrochondritis (ar'thro-kon-dri'(dre'tis) [G. *arthron*, joint, + *chondros*, cartilage, + *-itis*] Inflammation of an articular cartilage.

arthrocl'a'sia [G. *arthron*, joint, + *klasis*, a breaking] The forcible breaking up of the adhesions in ankylosis.

arthroclisis [G. *arthron*, joint, + *kleisis*, a shutting up.] Ankylosis of a joint.

arthrodiesis [G. *arthron*, joint, + *desis*, a binding together.] The stiffening of a joint by operative means.

arthrodia [G. *arthrodia*, a gliding joint.] Gliding joint, a spherical joint in which the opposing surfaces are nearly planes and in which there is only a slight, gliding motion, as in the articular processes of the vertebræ. *double a., amphiarthrosis.*

arthrodial. Relating to arthrodia.

arthrodynia [G. *arthron*, joint, + *odynē*, pain.] Pain in a joint, arthralgia.

arthrodynia. Relating to or suffering from arthrodynia; arthralgia.

arthroemypsis (ar'thro-em-pi-e'sis). Arthremypsis.

arthrogenous (ar-throj'en-us) [G. *arthron*, joint, + *gennao*, I produce.] 1. Of articular origin, starting from a joint. 2. Forming an articulation. *a. spore*, arthrospore.

arthrography [G. *arthron*, joint, + *graphō*, I describe.] A treatise on the joints.

arthrogryposis (ar'thro-gri-po'sis) [G. *arthron*, joint, + *gryposis*, a crooking.] Retention of a joint in a flexed position, due to muscular contraction or to intracapsular or extracapsular adhesions.

arthrolith [G. *arthron*, joint, + *lithos*, stone.] A gouty deposit in a joint; chalk-stone.

arthrolithiasis. Articular gout.

arthrology [G. *arthron*, articulation, + *-logia*.] The branch of science which has to do with the joints.

arthrolysis (ar-throl'i-sis) [G. *arthron*, joint, + *lysis*, a loosening.] The restoration of mobility in stiff and ankylosed joints.

arthromeningitis (ar'thro-men-in-ji'(je')tis) [G. *arthron*, joint, + *mēnix*, membrane, + *-itis*.] Inflammation of the membranes of a joint; synovitis.

arthroncus [G. *arthron*, joint, + *onkos*, tumor.] 1. Swelling of a joint. 2. A joint tumor.

arthroneuralgia. Arthralgia.

arthropathy [G. *arthron*, joint, + *pathos*, suffering.] Any disease, especially a trophoneurosis, affecting a joint. *osteopulmonary a., pulmonary osteoarthropathy.* tabetic a.*, Charcot's disease, an enlargement of a joint, due to rarefying osteitis, often associated by spontaneous fractures, occurring in *tabes dorsalis*.

arthrophlysis [G. *arthron*, joint, + *phlysis*, eruption.] An eczematous eruption in gouty or rheumatic subjects.

arthrophyma [G. *arthron*, joint, + *phyma*, swelling, tumor.] An articular tumor or swelling.

arthrophyte (ar'thro-fit) [G. *arthron*, joint, + *phyton*, plant, growth.] A neoplasm in a joint.

arthroplasty [G. *arthron*, joint, + *plastō*, I form.] 1. The making of an artificial joint in case of bony ankylosis. 2. An operation to restore as far as possible the integrity and functional power of a joint.

arthropod [G. *arthron*, joint, + *pous*(pod-), foot, limb.] A jointed-limbed invertebrate animal.

Arthropoda [see *Arthropod*.] A phylum of the *Metazoa*, which includes insects, myriapods, arachnids, crustaceans, and protracheata.

arthropyosis [G. *arthron*, joint, + *pyōsis*, suppuration.] Suppuration in a joint.

arthro-rheumatism. Articular rheumatism.

arthrosis [G.] 1. A joint. 2. A trophic degenerative affection of a joint. *a. deformans*, arthritis deformans.

arthrospore [G. *arthron*, joint, + *sporos*, spore.] A

large spore with thickened wall, formed by segmentation, and having a greater power of resistance than an endospore.

arthrostelitis (ar-thros-te-i'(e')tis) [G. *arthron*, joint, + *osteon*, bone, + *-itis*.] Inflammation of the osseous structures of a joint.

arthrosynovitis (ar'thro-si-no-vi'(ve')tis) [G. *arthron*, joint, + *synovia*, + *-itis*.] Inflammation of the synovial membrane of a joint.

arthrotome. A large strong scalpel used in cutting cartilaginous and other tough joint-structures.

arthrotomy [G. *arthron*, joint, + *tomē*, cutting.] Cutting into a joint.

arthropyoid. Typhoid fever with joint symptoms simulating rheumatism.

arthroxisis (ar-throks'e-sis) [G. *arthron*, joint, + *xesis*, scraping.] Removal of diseased tissue from a joint by means of the sharp spoon or other scraping instrument.

Arthus's phenom'enon (ar-tūs') [Maurice Arthus, French bacteriologist, contemporary.] A phenomenon of anaphylaxis in which a guinea-pig, after receiving several injections of normal horse serum, develops an abscess, edema, or gangrene at the site of the last injection, becomes cachectic, and dies.

artiad [G. *artios*, even.] In chemistry, an element of even valence, a dyad, tetrad, or hexad; see *perissad*.

article [L. *articulus*, joint.] A joint or articulation.

artic'ular. Relating to a joint

artic'ulate [L. *articulare*, to connect.] 1. To join together so as to allow motion between the parts.

2. In dentistry, to adjust artificial teeth in their proper positions. 3. To speak clearly and connectedly. 4. Articulated, jointed. 5. Distinct and connected, noting speech.

artic'ulated. Jointed. *a. skel'eton*, mounted skeleton, one with the various parts connected in such a way as to allow of motion as in the living body.

articula'tio [L.] 1. Articulation, joint. 2. Articulation, speech. *a. cochlea'ris*, spiral or cochlear joint, a modification of the ginglymus, in which the configuration of the opposing surfaces is such that flexion is accompanied with more or less lateral deviation; as in the elbow-joint. *a. composita*, compound joint, one in which three or more bones enter, or in which the socket is composed partly of ligamentous structures. *a. ellipsoid'ea*, elliptical, ellipsoidal, or condyloid joint, a biaxial joint in which the contour of the opposing surfaces is an ellipsoid, thus allowing of motion in two planes; as in the atlanto-occipital articulation. *a. incu'domalleola'ris*, incudo-malleolar joint, articulation of the anvil and the hammer, the head of the malleus fitting into a saddle-shaped articular surface on the body of the incus. *a. incu'dostape'dia*, incudostapedial joint, the articulation of the head of the stapes with the lenticular process on the long limb of the incus, *a. sella'ris*, saddle-joint, a biaxial joint in which the double motion is effected by the opposition of two surfaces each of which is concave in one direction and convex in the other; as in the carpometacarpal articulation of the thumb. *a. simplex*, simple joint, one composed of two bones only. *a. spheroid'ea*, spherical or spheroid joint; a multiaxial joint, one in which the opposing surfaces are spherical; the two forms are arthrodia and enarthrosis. *a. trochoid'ea*, trochoid or pivot joint, in which a section of a cylinder of one bone fits into a corresponding cavity on the other, as the superior radio-ulnar articulation.

articulation (ar-tik'u-la'shun). 1. A jointing or

connecting together loosely so as to allow of motion between the parts. 2. The fitting of an artificial tooth in its proper position in the dental arch. 3. A joint. 4. Distinct connected speech; enunciation.

articulator. 1. An instrument by means of which artificial teeth are properly adjusted or articulated. 2. An appliance for bringing the teeth of the two jaws into apposition.

articulatory. Relating to articulate speech.

art'ifact [L. *ars*, art, + *factus*, made.] Artefact, an apparent lesion in a pathological or histological specimen, not existing during life, but made accidentally in the process of dissection or mounting the specimen.

artificial (ar-ti-fish'al) [L. *ars*, art, + *facere*, to make.] Not natural, manufactured; made in imitation of nature. **a. feed'ing**, feeding an infant with other than breast-milk. **a. food**, any prepared food, especially one for infants. **a. respira'tion**, the maintenance of the respiratory movements, in case of suspended animation, by rhythmical compression of the chest wall or other means; see Howard, Laborde, Marshall Hall, Schäfer, Silvester, Buist, Byrd-Dew, Doe, and Schultze.

Artiodac'tyla [G. *artios*, even in number, + *daktylos*, finger.] A division of the ungulate or hoofed animals, having toes even in number, two or four; all ruminant animals and hog-like ungulates are artiodactylic.

artiodactylic (ar'ti-o-dak-til'ik). Having an even number (two or four) of toes on each foot, noting the ruminants and certain other ungulate animals.

Art'mann's cre'olin. A compound of phenols and sulphuric acid employed as an external antiseptic and disinfectant.

a'rum. The root of *Arum maculatum*, spotted arum, adder's root, a plant of southern Europe; employed in domestic medicine as a tonic in chlorosis.

aryepiglottic (ar'i-ep-i-glot'ik). Arytenoepiglottidean; relating to the arytenoid cartilage and the epiglottis; noting a fold of mucous membrane (*plica aryepiglottica*) and a muscle contained in it (*musculus aryepiglotticus*).

aryl group (ar'il groop) [*aromatic* + G. *hylē*, stuff.] In chemistry, a group of radicals of the aromatic or benzene series.

arylar'sonate. A salt of an arylarsonic acid, destructive in general to spirochetes and similar protozoan organisms.

arylarson'ic acid. An arsonic acid to which a radical of the aryl group is attached.

arytenoidous (ar-it'e-no-id'e-us). [G. *arytaina*, a ladle, + *eidos*, resemblance.] Arytenoid.

rytenoepiglottidean (ar-it'e-no-ep'i-glō-tid'e-an). Aryepiglottic.

arytenec'tomy. Arytenoidectomy.

aryt'enoid [G. *arytaina*, a ladle, + *eidos*, appearance.] Noting a cartilage (*cartilago arytenoidea*) and a muscle (*musculus arytenoideus*) of the larynx.

arytenoidec'tomy [G. *ektomē*, excision.] Excision of an arytenoid cartilage.

arytenoiditis (ar-it'ē-noy-di'(de')tis). Inflammation of an arytenoid cartilage.

A. S. Abbreviation for *auris sinistra*, left ear.

As. 1. Abbreviation for astigmatism or astigmatic. 2. Symbol of arsenum. **As.H.**, hyperopic astigmatism. **As.M.**, myopic astigmatism.

asafetida, **asafōtīda** (as-ah-fet'i-dah) [Pers. *aza*, mastic, + L. *fetidus*, fetid.] (U. S. and Br.) A gum resin, the inspissated exudate from the root

of *Ferula fatīda*, antispasmodic in doses of gr. 3-10 (0.2-0.6). The official preparations are: *emulsum*, *pilula*, and *tinctura*.

asaph'ia [G. *asapheia*, obscurity.] Indistinctness in speech.

as'aprol. Abrastol, betanaphthol-alphamonosulphonate; a slightly reddish, odorless, bitterish, soluble powder, employed as an antiseptic, (ntipyretic, and analgesic, in doses of gr. 8-15 so. 5-1.0).

as'arin, **as'aron.** Asarum camphor, C₁₅H₁₂O₆, obtained from the root of *Asarum europaeum*, occurring in the form of yellowish white crystals; antiseptic and tonic.

As'arum. A genus of plants of the natural order *Aristolochiaceae*. **A. canadense**, wild ginger, Indian ginger, Canada snakeroot; the rhizome and rootlets are used; aromatic stimulant and diaphoretic, in doses of gr. 15-60 (1.0-4.0) of a fluid extract. **A. europaeum**, hazelwort, European snakeroot; the root is used as an emetic and cathartic in doses of 3-1 (2.0-4.0), and as an emetic in doses of gr. 1-2 (0.06-0.13).

asbes'tos [G. unquenchable, a name anciently given to a mythical mineral that, once lighted, could not be extinguished; now applied to one that cannot be burned.] A fibrous form of hornblende, consisting chiefly of magnesium silicate; used in the manufacture of incombustible clothing and as a covering for steam pipes, and in pharmacy as a filter material.

ascari'asis. Ascariasis.

ascari'cide (as-kar'i-sid) [L. *cadere*, to kill.] 1. Causing the death of ascarides. 2. An agent which destroys ascarides.

ascari'des (as-kar'i-dēz) [pl. of *ascaris*.] Pinworms, intestinal parasites of the species *Oxyuris vermicularis*.

ascari'd'asis. The presence of ascarides in the intestine and the symptoms caused thereby.

As'caris [G. *askaris*, pinworm.] A genus of lumbricoid worms, of the order *Nemaloda* or *Nematoidea*, parasitic in the intestine and other parts. **A. ap'ri**, *Strongylus ap'ri*. **A. ca'nis**, a species common in dogs and cats, but rarely found in man. **A. lumbrico'idēs**, round worm, a common intestinal parasite, especially in children; a cylindrical worm, pointed at both ends, of a reddish or yellowish color, 20 to 30 cm. (8 to 12 inches) in length; various reflex symptoms, restlessness, fever, and sometimes diarrhea, are attributed to its presence, but usually it causes no definite symptoms. **A. marit'ima**, a species, only once recorded as present in a child. **A. mys'tax**, a species parasitic in dogs, cats, and some wild carnivores, and occasionally in man; it is characterized by a spatulate shape of the head produced by lateral membranous expansions of the cuticle. **A. trichiu'rus**, *Trichocephalus trichiu'rus*. **A. vermicula'ris**, *Oxyuris vermicularis*. **A. viera'lis** et *rena'lis*, *Eustrongylus gigas*.

ascend'ing [L. *ascendere*, to go up.] Going upward, having an upward direction. **a. aor'ta**, the first part of the aorta between its origin from the heart and the arch of the aorta. **a. co'lon**, the first part of the colon in the right side of the abdomen. **a. paral'ysis**, paralysis beginning in the peripheral muscles and involving successively those higher up.

ascen'sus [L. *ascens*.] A moving upward; having an abnormally high position. **a. u'teri**, the elevation of the uterus in the abdomen, independent of its increase in size, at a stage in pregnancy.

As₂(CH₃)₄. Cacodyl.

Ascherson's mem'brane (ahsh'er-sōn) [Ferdinand Moritz Ascherson, Berlin physician, 1798-1879.] A film of casein assumed by A. to surround the fat droplets in milk, preventing their coalescence. (The theory is asserted by Hammersten to be untenable.) A's ves'icles, minute fat droplets surrounded by a film of albumin, obtained by A. in shaking a mixture of oil and an albuminous fluid.

As₂(CH₃)₂O. Cacodyl oxide.

Aschoff bodies (ahsh'of bod'iz) [Ludwig Aschoff, German pathologist, *1866.] Rheumatic nodules in the myocardium.

ascites (ā-si'(se)'tēz) [G. *askos*, a bag, + *-itēs*.] An accumulation of serous fluid in the peritoneal cavity; hydroperitoneum, abdominal dropsy. **a. adipo'sus**, chyliform a. **a. chyl'o'sus**, chylous a. **chyl'iform a.**, adiposus, the presence of a milky fluid, containing suspended fat, in the peritoneal cavity. **chyl'o'sus a.**, a. chylous, the presence of chyle in the peritoneal cavity. **fatty a.**, chyliform a. **milky a.**, chylous a., chyliform a., pseudochylous a. **preg'onal a.**, an outpour of serum in the peritoneal cavity consequent upon an intense congestion of the viscera, sometimes immediately preceding death. **pseu'dochyl'o'sus a.**, the presence of a milky fluid in the peritoneal cavity; the fluid contains protein of some sort, but not fat.

ascitic. Relating to ascites.

Asclepiadace'ae. An order of gamopetalous plants, which includes the milk-weed, or *Asclepias*.

asclepi'adin. An amaroid contained in a number of species of *Asclepias*; it is emetic and diaphoretic in doses of gr. 1-2 (0.06-0.13).

Asclepias [G. *Asklēpios*, Æsculapius.] A genus of plants of the natural order *Asclepiadaceae*. **A. curassav'ica**, blood flower, bastard ipecac, a plant of the West Indies, the leaves and tops of which are astringent and anthelmintic in doses of 3i-2 (4.0-8.0) of a fluidextract; locally hemostatic. **A. incarna'ta**, white Indian hemp, the root of which is expectorant, diuretic, and anthelmintic in doses of gr. 10-20 (0.6-1.2). **A. syri'aca**, wild cotton, silk-weed, the root of which is employed in amenorrhea, dropsy, rheumatism, and asthma in doses of 3½-1 (2.0-4.0) of the fluidextract. **A. tubero'sa**, butterfly-weed, yellow milk-weed, pleurisy root, the root of which is employed as a diuretic and cathartic in doses of gr. 10-60 (1.3-4.0); the eclectic preparation, *specific asclepias* is made with 420 gr. in alcohol 8i; dose a teaspoonful every hour of a mixture of 5i in water 32.

asclepi'n. A resinous extract from *asclepias* (the root of *Asclepias tuberosa*) employed in eclectic practice in pleurisy, pneumonia, and other affections of the respiratory apparatus, in doses of gr. 1-2 (0.06-0.13).

ascocar'p [G. *askos*, bag, + *karpos*, fruit.] The sporocarp of *Ascomycetes*, producing asci and ascospores.

ascococ'cus [G. *askos*, a leather bag.] Billroth's term for a mass of cocci held together by a gelatinous or glairy substance.

ascog'o'nium [G. *askos*, bag, + *gonos*, a begetting.] Archicarp.

Ascoli reac'tion (ahs-ko'le) [Alberto Ascoli, Italian veterinarian, contemporary.] A precipitation test for anthrax; the suspected material is boiled for a few minutes in physiological salt solution which is then filtered, and over it is gently poured a little specific serum; a precipitate occurs at

the plane of contact if the material is from a case of anthrax.

Ascomyco'tes [G. *askos*, a bag, + *mykēs*, mushroom.] A family of fungi marked by long spore-containing cells; ergot, truffles, moulds, and yeasts belong to this family.

ascospore [G. *askos*, bag, + *sporos*, spore.] One of a number of spores contained in a sac or bag.

asc'us [G. *askos*, bag.] The elongated spore-containing cell of moulds, lichens, and other ascomycetes.

-ase [G. *asis*, slime, colloid material.] A termination denoting an enzyme (of colloid structure); it is suffixed to the name of the substance upon which the enzyme exerts its specific action. Thus a starch-splitting enzyme is called *amylase*, a fat-splitting enzyme *lipase*, etc. This rule is not strictly followed, since the enzyme sometimes receives a name indicating its general action rather than the body upon which it acts, the coagulating enzyme being called *thrombase*, an oxidizing enzyme, *oxidase*, etc.

Aselli's glands or pan'creas [Gaspar Aselli, Italian anatomist, 1581-1626.] A collection of lymph glands lying in the mesentery.

aselline (ā-sel'en). A poisonous leucomaine found in cod-liver oil.

asema'sia [G. *a-* priv. + *sēmasia*, giving a signal.] Asymbolia (2).

ase'mia [G. *a-* priv. + *sēma*, sign.] Asymbolia (2).

asep'sin. Acetbromanilide.

asep'sis [G. *a-* priv. + *sēpsis*, putrefaction.] A condition in which living pyogenic organisms are absent.

asep'tic. Marked by or relating to asepsis. **a. fever**, pyrexia accompanied with malaise due to the absorption of dead, but not putrefactive, tissue following an injury. **a. sur'gery**, the performance of an operation, in a field free from pyogenic or septic germs, with sterilized hands, instruments, etc., preventing the introduction of germs from without.

asepticism (ā-sep'ti-sizm). The practice of aseptic surgery.

asep'ticize. To render aseptic or sterile.

asep'tol. A 33½ per cent. solution of orthophenol sulphonic acid; see *acidum sulphocarbolicum*.

asep'tolin. Name of pilocarpine phenate, an oily liquid employed in the treatment of tuberculosis and malaria in doses of 3½-2 (2.0-8.0) of a 0.02 per cent. aqueous solution hypodermically.

asex'ual. Without sex.

asfer'ryl (as-fer'il) [As, chemical symbol of arsenic, + *L. ferrum*, iron, + *G. hyle*, stuff.] Trade name of a preparation, said to contain 23 per cent. arsenic and 18 per cent. iron; a greenish-yellow powder slightly soluble in water, employed in doses of gr. ½-2 (0.02-0.04) twice daily.

ash. 1. A tree of the genus *Fraxinus*. 2. What remains after any substance has been burned.

AsH₃. Hydrogen arsenide.

asialia (a-si-a'll-ah) [G. *a-* priv. + *sialon*, saliva.] Arrest or diminution in the secretion of saliva.

asitia (a-sish't-ah) [G. *a-* priv. + *sitos*, food.] Anorexia; distaste for food.

asleep'. 1. In a state of sleep. 2. Paresthetic, noting the sensation of numbness and tingling in an extremity following temporary pressure on one of the nerve-trunks of the part. See *obdormition*.

As₂O₃. Arsenous anhydride, arsenic trioxide, ordinary arsenic, often called arsenous acid, which is properly H₂AsO₃.

aso'mus [G. *a-* priv. + *sōma*, body.] A monster with only a rudimentary body.

AsO.OH(CH₃)₂. Cacodylic acid.

as'palaso'mus [G. *aspalax*, a mole, + *sōma*, body.] A monster with ventration at the lower part of the abdomen, presenting three openings for intestine, bladder, and sexual organs.

asparagin (as-par'a-jin). Althein, amidosuccinamide, occurs in rhombic crystals; obtained from asparagus shoots and the roots of marshmallow, belladonna, liquorice, and several other plants; diuretic in doses of gr. 1-2 (0.06-0.13). **a. mer'cury**, hydrargyri amidosuccinamas.

asparagin'ic acid. Aspartic, or aminosuccinic acid, C₄H₇NO₄, sometimes formed as a result of pancreatic digestion; obtainable from asparagin by treatment with hydrochloric acid.

Aspar'agus. A genus of plants of the natural order *Liliaceæ*. **A. officina'lis**, an edible vegetable, the rhizome and roots of which, together with the young edible shoots, are employed as a diuretic in doses of 31-4 (4.0-16.0) of the fluidextract; a syrup, tincture, and extract are also used.

aspar'amide. Asparagin.

aspar'tic acid. Asparaginic* acid.

aspastic (a-spas'tik). Not spastic, non-spastic. **as'pect** [L. *aspectus*, from *aspicere*, to look at.] 1. Appearance, looks. 2. The side of an object which looks in any designated direction.

asper'gillin. A black pigment obtained from various species of *Aspergillus*.

aspergillo'sis (as-pur-jil-o'sis). The presence of any species of *Aspergillus* in the tissues or on a mucous surface, and the symptoms produced thereby. **au'ral a.**, otomycosis. **pul'monary a.**, a destructive disease of the lung due to the presence and growth of a fungus, *Aspergillus fumigatus*.

Aspergillus (as-pur-jil'us) [L. *aspergere*, to sprinkle.] A genus of fungi of the family *Ascomyces*, containing many species of moulds, several with black spores. **A. auricula'ris**, a species found in the external auditory meatus, **A. niger**. **A. flavescens**, a pathogenic form with yellowish spores. **A. fumiga'tus**, a form present in pulmonary aspergillo'sis. **A. glau'cus**, a blue mould on fruit. **A. mucuroid'es**, a form found in the lungs. **A. ni'ger**, a pathogenic form, with black spores often present in the external auditory meatus; see *otomycosis*.

aspermatis'm (ä-spur'mä-tizm) [G. *a-* priv. + *sperma*, seed.] Deficiency of the secretion or incomplete ejaculation of semen.

asperm'ia. Aspermatis'm.

asper'sion [L. *aspersio*, sprinkling.] A form of hydrotherapy in which water of a given temperature is sprinkled on the body.

asphy'ctic. 1. Relating to or suffering from asphyxia. 2. Pulseless.

asphyx'ia [G. *a-* priv. + *sphysis*, pulse.] 1. Unconsciousness due to suffocation or interference of any kind with oxygenation of the blood. 2. Absence of the pulse-beat. **a. liv'ida**, a form of a. neonatorum in which the skin is cyanotic, but the heart is strong and the reflexes are preserved. **a. neonato'rum**, a. occurring in the newborn. **a. pall'ida**, a form of a. of the newborn, in which the skin is pale, the pulse weak and slow, and the reflexes abolished. **lo'cal a.**, stagnation of the circulation, sometimes resulting in gangrene, of a limited part, especially of the fingers; one of the symptoms, usually associated with local syncope, of Raynaud's disease.

asphyx'ial. Relating to asphyxia, asphyctic.

asphyx'iant. 1. Asphyxiating, producing asphyxia. 2. Anything, especially a gas, which produces asphyxia.

asphyx'iate. To induce asphyxia, to suffocate.

as'pidin. An active principle, C₂₃H₂₀O₇, contained in aspidium, or filix mas.

aspid'ium (U.S.). Filix mas (Br.), the rhizome of *Dryopteris filix-mas*, male fern; employed in the treatment of tapeworm, usually in the form of the official oleoresin, in doses of 31-1 (2.0-4.0).

aspid'o'samine. A strong base, C₂₃H₂₈N₂O₂, derived from aspidosperma, or quebracho.

Aspidosper'ma [G. *aspis* (aspid-), a shield, + *sperma*, seed.] A genus of trees of the family *Apocynaceæ*, the dried bark of a species of which, *A. quebracho-blanco*, is the drug quebracho; it has been employed in dyspnea in doses of 15-60 (1.0-4.0) of the fluidextract, or gr. 1-3 (0.06-0.2) of the solid extract.

aspidosperm'ine (as'pid-o-spur'mën). A base, C₂₃H₂₈N₂O₂, obtained from aspidosperma, or quebracho.

as'pirate. 1. A sound having the breathing character of the letter *h*. 2. To remove by suction or aspiration.

aspira'tion. The withdrawal, by suction, of air or fluid from any of the body cavities. **a. pneu-mo'nia**, inhalation pneumonia.*

as'pirator. An apparatus for removing fluid by aspiration from any of the body cavities; it consists usually of a hollow needle or trocar and cannula, connected by rubber tubing with a bottle or metal cylinder from which the air is exhausted by means of a syringe or reversed air pump.

as'pirin. Trade name for acetyl-salicylic acid, a white powder employed in rheumatism and other affections as a substitute for salicylic acid and its salts, in doses of gr. 10-15 (0.6-1.0).

as'pirolith'ine. Trade name of a combination of aspirin with acid citrotartrate of lithium; recommended in the treatment of gout and rheumatism in doses of gr. 5-10 (0.3-0.6).

aspi'rophen. Amido-acetparaphenetidin acetyl-salicylate; a white crystalline powder; antipyretic and antirheumatic in doses of gr. 10-15 (0.6-1.0).

Asple'gium [G. *asplēion*, spleenwort.] A genus of ferns of the order *Filices*. **A. adian'tum**, black maidenhair, and **A. rutamura'ria**, wall-rue, are mildly stimulant and astringent.

Asporocystin'ea [G. *a-* priv. + *sporos*, seed, + *kystis*, bladder] A suborder of *Coccidiidia* in which the sporoblasts have no sporocysts.

asporogen'ic. Asporogenous.

asporogenous (as-po-roj'en-us) [G. *a-* priv. + *sporos*, spore, + *gennāō*, I produce.] Not reproducing by spores.

aspo'rous [G. *a-* priv. + *sporos*, spore] Having no spores, noting various bacteria.

assafoetida. Asafetida.

assana'tion. Sanitation.

Assézat's tri'angle (ah-sa-zä') [Jules Assézat, French anthropologist, *1832.] A triangle formed by lines connecting the nasion, the alveolar and the nasal points.

ass'idant [L. *assidere*, to sit by.] Concomitant. **a. signs**, a. *symp'toms*, occasional signs or symptoms of a disease, as distinguished from the pathognomonic, necessary, or constant signs.

assim'iable. Capable of assimilation.

assim'ilate [L. *assimilare*, to make alike; *ad*, to, + *similis*, like.] To absorb, and incorporate into the body, the digested food products.

assimila'tion [L. *assimilare*, to make alike.] The process of incorporation of materials, prepared by digestion from food, into the tissues of the

organism. **a. pel'vis**, an elongated pelvis in which the fifth lumbar vertebra or the first coccygeal vertebral segment assumes the appearance of a sacral vertebral segment.

association (as-o-si-a'shun) [L. *associare*, to join to; *ad*, to, + *socius*, companion.] 1. A society or union of persons of like tastes or pursuits, or of the same profession, for the promotion of the moral, material, or professional interests of the members, such as the American Medical Association, the British Medical Association, etc. 2. Union; connection of persons, things, or ideas. **a. exper'iment** or **test**, a word (the *stimulus word*) is spoken to the subject who replies immediately with another word (the *reaction word*) suggested to him by the first; it is employed as an aid in diagnosis, clues being given by the length of time (*association time*) between the stimulus and reaction words, and also by the nature of the reaction word. **a. fi'b'ers**, longitudinal commissural fibers, short-path fibers, nerve fibers originating from cells in the gray matter of the spinal cord which pass upward or downward in one of the tracts of the white columns to reenter the gray matter; they form a connection between different segments of the cord. **a. mech'anism**, the cerebral mechanism whereby the memory of past sensations may be compared or associated with present ones.

assur'ance [Fr. *assurer*, from L. *assecurare*; *ad*, to, + *securus*, secure.] Insurance.

ata'sia [G. unsteadiness, from *a-* priv. + *stasis*, standing.] Inability, through muscular incoordination, to stand, although the same muscles functionate normally if the patient is lying down. **a. abe'tia**, a similar state in which the patient is unable either to walk or to stand.

atavosis (äs-te-ä-to'sis) [G. *a-* priv. + *steatōō*, I turn into fat.] Diminished or arrested action of the sebaceous glands, usually associated with anhidrosis.

aster [G. *astēr*, star.] One of the two rayed figures formed by the division of the centrosome in the initial stages of mitosis.

astrogno'sis (ä-ster'e-o-gno'sis) [G. *a-* priv. + *stēros*, solid, + *gnōsis*, knowledge.] Loss of the power of judging of the form of an object by touch.

ast'ria [G. *astērios*, starry.] A craniometric point in the region of the posterolateral, or mastoid, fontanelle, at the junction of the mastoid temporal, parietal, and occipital bones, or where the lambdoid, occipitomastoid, and parietomastoid sutures meet.

ast'ernal [G. *a-* priv. + *sternon*, sternum.] 1. Not related to or connected with the sternum. 2. Without a sternum.

ast'erna [G. *a-* priv. + *sternon*, sternum.] The condition of being without a sternum.

ast'roid [G. *astēr*, star, + *eidos*, resemblance.] Star-like; resembling a star or the mitotic figure, aster.

ast'rol. Trade name for a mixture of ammonium tetrastate and mercuric paraphenolsulphonate; a white powder, employed as an antiseptic in place of corrosive sublimate.

asthe'nia [G. *a-* priv. + *sthenos*, strength.] Weakness, debility. **a. pigmento'sa**, Addison's disease.

asthen'ic. Relating to asthenia; weak.

asthenom'e'ter [G. *astheneia*, weakness, + *metron*, measure.] 1. An instrument for measuring the degree of asthenopia. 2. An instrument for measuring the degree of muscular weakness—or strength; dynamometer.

asthenope. A subject of asthenopia; one suffering from weak sight.

asthenopia (as-then-o'pī-ah) [G. *asthēnēs*, weak, + *ōps*, eye.] Weak sight, eyestrain. **accommoda'tive a.**, eyestrain, a. due to errors of refraction and the consequent strain on the ciliary muscle. **mus'cular a.**, a. due to imbalance of the extrinsic ocular muscles. **ner'vous a.**, a. due to functional or organic nervous disease. **neurasthen'ic a.**, a. occurring in nervous subjects who may be emmetropes or whose ametropia has been corrected by glasses. **ret'inal a.**, neurasthenic a. **tar'sal a.**, a. due to abnormal pressure of the eyelids on the globe of the eye.

asthenop'ic. Relating to or suffering from asthenopia.

asthenox'ia [G. *astheneia*, weakness, + *oxygen*.] A condition of deficient oxygenation of the products of catabolism.

asthma (as'mah) [G.] A disease marked by recurrent attacks of dyspnea, due to some temporary change in the bronchial tubes or to a reflex spasm of the diaphragm. **alve'olar a.**, dyspnea due to pulmonary emphysema. **amyg'daline a.**, a. excited reflexly by enlargement of the faucial tonsils or by adenoid vegetations. **a. noctur'num**, incubus, nightmare. **bron'chial a.**, the common form of a. due to a narrowing of the lumen of the bronchial tubes from spasm of the muscles in their walls, or to a congestive swelling of the bronchial mucous membrane. **bronchit'ic a.**, catarrhal a. **car'diac a.**, an attack of dyspnea, coming on usually in the night, associated with cardiosclerosis. **catarr'hal a.**, bronchitic a., spasmodic dyspnea accompanying bronchitis. **essen'tial a.**, nervous a., occurring without any perceptible changes in the bronchial mucous membrane. **grind'ers' a.**, the dyspnea of siderosis or silicosis. **hay a.**, the asthmatic stage of hay-fever. **Heb'erden's a.**, angina pectoris. **horse a.**, a. caused by entering a stable or being near horses. **miners' a.**, the dyspnea of anthracosis. **na'sal a.**, reflex a. from deflected septum or other intranasal trouble. **pot'ters' a.**, the dyspnea of pneumoconiosis. **reflex a.**, symptomatic a. **re'nal a.**, the dyspnea accompanying disease of the kidneys. **sex'ual a.**, reflex a. from venereal disease or excessive sexual excitement. **stone a.**, a feeling of pressure and burning pain in the chest, caused by the presence of a bronchial calculus, relieved at once when the concretion is dislodged by a violent paroxysm of coughing. **symptomati'c a.**, a. occurring as a reflex in disease of the viscera, the nose, or other parts. **thy'mic a.**, spasmodic closure of the larynx in children, due to the irritation of an enlarged thymus gland; called also Kopp's, Millar's, and Wichmann's asthma.

asth'ma-weed. Lobelia.

asthma'tic. Relating to or suffering from asthma.

asthmo'genic [G. *gennaō*, I produce.] Causing asthma.

asthmoly'sin (as-mol'i-sin). Trade name of a mixture of extracts of the adrenal and pituitary bodies, recommended in the treatment of asthma in doses of gr̄xv (1.0).

astigmat'ic. Relating to or suffering from astigmatism.

astig'matism [G. *a-* priv. + *stigma* (*stigmat-*), a point.] A condition of unequal curvatures along the different meridians in one or more of the refractive surfaces (cornea, anterior or posterior surface of the lens) of the eye, in consequence of which the rays from a luminous point are not focussed at a single point on the retina, but are spread out as a line in one or another direction. **a. against the rule** is when the greater curvature

or refractive power is in the horizontal meridian. **a. with the rule** is when the greater curvature or refractive power is in the vertical meridian. **compound hyperop'ic a.**, a. in which both vertical and horizontal meridians are hyperopic. **compound myop'ic a.**, a. in which both vertical and horizontal meridians are myopic. **cor'neal a.**, a. due to defect in the curvature of the corneal surface. **irreg'ular a.**, a. in which different parts of the same meridian have different degrees of curvature. **lentic'ular a.**, a. due to defect in the curvature of the lens. **mixed a.**, a. in which the vertical or horizontal meridian is hyperopic while the other is myopic. **reg'ular a.**, a. in which the curvature in each meridian is equal throughout its course, but those of the different meridians vary, and the meridians of greatest and least curvature are practically at right angles to each other. **reversed a.**, a. against the rule. **simple hyperop'ic a.**, a. in which the curvature in one meridian is hyperopic while that of the meridian at right angles to it is normal, or emmetropic. **simple myop'ic a.**, a. in which the curvature of either the vertical or the horizontal meridian is myopic while that of the other is normal.

astigmatom'eter, astigmom'eter [G. *metron*, measure.] An instrument for measuring the degree and determining the variety of astigmatism.

astigmatom'etry, astigmom'etry. Determination of the form and measurement of the degree of astigmatism.

astig'mia. Astigmatism.

astig'mic. Astigmatic.

astomatous [G. *a-* priv. + *stoma*, mouth.] 1. without a mouth. 2. Without apertures, pores, or stomata.

asto'mia [L. *a-* priv. + *stoma*, mouth.] The condition of having no mouth.

as'tomous. Astomatous.

astrag'alar. Relating to the astragalus.

astragalec'tomy [G. *astragalos*, astragalus, + *ektomē*, excision.] Removal of the astragalus, or talus.

astragalocalcanean (as-trag''ā-lo-kal-ka'ne-an). Relating to both the astragalus or talus, and the calcaneus, or os calcis.

astrag'aloſſ'ular. Relating to both the astragalus, or talus, and the fibula.

astrag'aloceph'oid. Relating to both the astragalus, or talus, and the scaphoid or navicular bone.

astrag'alogtib'ial. Relating to both the astragalus, or talus, and the tibia.

astrag'alus [G. *astragalos*, one of a set of dice.] Talus* [BNA], the ankle-bone.

astrapho'bia. Astraphophobia.

astraphobia (as'trā-po-fo'bī-ah) [G. *astrapē*, lightning, + *phobos*, fear.] Morbid fear of thunder storms.

astri'ct [L. *astringere*, to contract.] To constrict, to compress, to contract.

astri'ction. 1. Constipation. 2. Astringent action. 3. Compression for the arrest of hemorrhage.

astri'ngē (ā-strin'j). To act as an astringent.

astri'ngent [L. *astringere*, to contract.] 1. Causing contraction of the tissues. 2. Arresting secretion. 3. Styptic, arresting hemorrhage. 4. An agent which causes contraction of the tissues, arrest of the secretion, or the control of bleeding.

as'troblast [G. *astēr*, star, + *blastos*, germ.] A primitive cell developing into an astrocyte.

astrocinet'ic [G. *astēr*, a star, + *kinēsis*, movement.] Relating to the movements of the attraction-sphere or central portion of the aster.

astrocyte (as'tro-sīt) [G. *astēr*, star, + *kytos*, hollow, cell.] Spider cell.*

astrocyto'ma. A glioma composed of astrocytes with comparatively short fibrillae.

as'troid [G. *astēr*, star, + *eidōs*, resemblance.] 1. Star-shaped. 2. An astrocyte.

as'trosphere. [G. *astēr*, star, + *sphaira*, sphere] Attraction-sphere.

astrostat'ic [G. *astēr*, star, + *statos*, standing] Relating to the resting stage of the attraction-sphere.

astyclin'ic [G. *asty*, city.] Policlinic.

as'urol. Trade name of a soluble double salt of mercury and salicylic acid combined with an amino fatty acid, employed in the treatment of syphilis in doses of mg 30 (2.0) of a 10 per cent. solution hypodermically twice a week.

asylla'bia [G. *a-* priv. + *syllabē*, syllable.] A form of alexia in which one recognizes the individual letters, but cannot comprehend them when arranged collectively in syllables or words.

asylum [G. *asylon*.] An institution for the housing and care, under restraint, of those who by reason of tender age, mental or bodily infirmities, etc., are unable to care for themselves. In the United States the public insane asylums are now usually called State hospitals.

asymbo'lia [G. *a-* priv. + *symbolon*, an outward sign.] 1. Loss of the power of appreciation by touch of the form and nature of an object. 2. A form of aphasia in which the significance of signs is not appreciated.

asymmet'rical. Not symmetrical, noting a lack of symmetry between two or more like parts.

asymm'etry [G. *a-* priv. + *syn*, with, + *metron*, measure.] Want of symmetry, disproportion between two or more like parts.

asynchronism (ā-sin'kro-nizm) [G. *a-* priv. + *syn*, together with, + *chronos*, time.] Lack of synchronism or concurrence in time; a condition in which two or more occurrences do not coincide in point of time.

asynclitism (ā-sin'kli-tizm). Absence of synclitism or parallelism between the axis of the presenting part of the child and the pelvic planes in childbirth.

asynnergia, asynergy (ā-sin-ur'jī-ah, ā-sin'ur-jī) [G. *a-* priv. + *syn*, with, + *ergon*, work.] Lack of cooperation or working together of parts which normally act in union.

asyn'e'ria [G.] Stupidity.

asyno'dia [G. *a-* priv. + *syn*, with, + *odos*, road, way.] Lack of coincidence in the orgasms in sexual intercourse.

asystemat'ic. Not systematic; not relating to one system or set of organs.

asystole (ā-sis'to-le) [G. *a-* priv. + *systolē*, a contracting.] Cardiac insufficiency with dilatation.

asysto'lia. Asystole.

asystol'ic. 1. Relating to asystole. 2. Not systolic.

atac'tic. Ataxic.

atactil'ia [G. *a-* priv. + L. *tactilis*, relating to touch.] Loss of the sense of touch.

ata'vic. Atavistic.

at'avism [L. *atavus*, a great-great-grandfather, a remote ancestor.] The appearance in an individual of any mental or physical characteristic or tendency to disease or diathesis, peculiar to a remote ancestor, but not manifest in the intermediate generations.

atavis'tic. Atavic, relating to atavism.

ataxaphasia (ā-taks''ā-fa'zi-ah) [G. *a-* priv. + *taxis*, order, + *phasis*, an affirmation, speech.] In-

ability to form connected sentences, although single words may perhaps be used intelligibly.

ataxia [G. *a-* priv. + *taxis*, order.] A loss of the power of muscular coordination. **cerebel'lar a.**, loss of muscular coordination as a result of disease in the cerebellum. **hered'itary cerebel'lar a.**, a disease of later childhood and early adult life, marked by ataxic gait, hesitating and explosive speech, nystagmus, and sometimes optic neuritis; it is due to atrophy of the cerebellum. **hered'itary spi'nal a.**, Friedreich's a., sclerosis of the posterior and lateral columns of the spinal cord, occurring in children, marked by ataxia in the lower extremities, extending to the upper, followed by paralysis and contractures. **locomo'tor a.**, (1) motor a.; (2) tabes dorsalis. **mo'tor a.**, inability to perform coordinated muscular movements. **spi'nal a.**, a. due to spinal-cord disease, as in tabes dorsalis. **stat'ic a.**, inability to preserve the equilibrium in standing through loss of the deep sensibility. **vasomo'tor a.**, irregularity in the peripheral circulation, marked by alternations of pallor and suffusion, due to spasm of the smaller blood-vessels.

ataxiagram. The record, or curve, made by means of an ataxiagraph.

ataxiagraph [G. *graphō*, I write.] An instrument for measuring the degree and direction of the swaying of the head in static ataxia; a style attached to the top of the head records the movements on a disc supported just above it.

atxiamne'sic. Relating to or suffering from both ataxia and amnesia.

atx'ic. Relating to, marked by, or suffering from ataxia.

ataxodyn'amia (ā-taks'ō-ad-i-nam'y-ah). Muscular weakness combined with incoordination.

atx'ophe'mia [G. *phēmē*, voice, speech.] Incoordination of the muscles concerned in speech production.

atxoph'o'bia [G. *phobos*, fear.] Morbid dread of suffering from tabes dorsalis.

at'ary. Ataxia.

atelectasis (at'ē-lek'ta-sis) [G. *atēlē*s, incomplete, + *ektasis*, extension.] An airless condition of the lungs, as in the fetus; or of a portion of a lung in later life, due to the pressure of a pleural effusion, blocking of the smaller bronchial tubes with mucus, etc.

atelectat'ic. Relating to atelectasis

at'elia [G. *ateleia*, incompleteness.] Ateliosis.

at'eliosis (at-el-i-ō'sis) [G. *atēlē*s, incomplete.] Incomplete development of the mind or the body or any of its parts; infantilism.

at'elocardi'a [G. *atēlē*s, incomplete, + *kardia*, heart.] Incomplete development of the heart.

at'elocepha'lia [G. *atēlē*s, incomplete, + *kephalē*, head.] A monstrosity in which there is incomplete development of the head.

at'elochilia (ā-tel-o-ki'l-ah) [G. *atēlē*s, imperfect, + *chilos*, a lip.] Defective development of the lip; harelip.

at'elochiria (ā'tel-o-ki'r-i-ah) [G. *atēlē*s, incomplete, + *chir*, hand.] Imperfect development of the hands.

at'eloccephalia (ā'tel-o-en-sē-fa'l-i-ah) [G. *atēlē*s, incomplete, + *enkephalos*, brain.] Imperfect formation of the brain structures.

at'elogloss'ia [G. *atēlē*s, incomplete, + *glōssa*, tongue.] Imperfect development of the tongue.

at'elognathia (at'el-og-na'th-i-ah) [G. *atēlē*s, incomplete, + *gnathos*, jaw.] Defective formation of either jaw.

at'elomyelia (at'el-o-mi-e'l-i-ah) [G. *atēlē*s, incom-

plete, + *myelon*, marrow.] Imperfect development of the spinal cord.

at'elopod'ia [G. *atēlē*s, incomplete, + *pous*(pod-), foot.] Imperfect formation of the feet.

at'eloproso'pia [G. *atēlē*s, incomplete, + *prosōpon*, face.] Imperfect development of the face.

at'elorrhachidia (at'el-o-rā-kid'i-ah) [G. *atēlē*s, incomplete, + *rhachis*, spinal column.] Defective formation of the vertebral column.

at'elostomia [G. *atēlē*s, incomplete, + *stoma*, mouth.] Imperfect development of the mouth or its contained parts.

at'he'lia [G. *a-* priv. + *thēlē*, nipple.] Absence of the nipples.

at'her'mal [G. *a-* priv. + *thermē*, heat.] Not thermal, noting mineral springs the water of which issues from the ground at a temperature below 60° F.

at'her'mancy [G. *athermantios*, not heated.] Impermeability to heat.

at'her'manous. Absorbing radiant heat, not permeable to heat rays.

at'her'mic. Apyretic.

at'hermosystaltic (ā-thur'mo-sis-tal'tik) [G. *a-* priv. + *thermos*, hot, + *systaltikos*, constricting.] Not contracted or constricted by ordinary variations of temperature, said of certain tissues.

at'heroma (ath-e-ro'mah) [G. *athērē*, gruel.] 1. A sebaceous cyst. 2. A disease of the arteries, consisting in a fatty degeneration of the wall, usually on the site of the lesions of arteritis deformans; this may result in a pultaceous deposit in the arterial wall or in a breaking down of the intima giving rise to an atheromatous ulcer.

at'heromato'sis. A more or less generalized atheromatous disease of the arteries.

at'hero'matous. Relating to or affected by atheroma.

at'herosclerosis (ath'er-o-skle-ro'sis). A senile type of arteriosclerosis, characterized by hyperplasia of the connective-tissue and elasticomuscular layers with atheromatous degeneration of the latter.

at'hero'sis. Atheroma.

at'hero'sper'ma. The sassafras tree of Australia and New Holland, the bark of which is diuretic and diaphoretic.

at'hetoid [G. *eidōs*, appearance.] Resembling atetosis.

at'hetosis [G. *athetos*, without position or place.] A condition in which there is a constant succession of slow involuntary movements of flexion, extension, pronation, and supination of the fingers and hands, and sometimes of the toes and feet.

at'hrep'sia [G. *a-* priv. + *threpsis*, nourishment.] Innutrition; specifically, marasmus of the newborn.

at'hrepy. Athrepsia.

at'hrep'tic. Relating to or suffering from athrepsia; marantic, marasmic.

at'hy'mia [G. *a-* priv. + *thymos*, mind.] 1. Amentia. 2. Depression of spirits. 3. Absence of the thymus gland.

at'hyrea (ā-thi're-ah) [G. *a-* priv. + *thyreos*, a shield.] Absence of the thyroid gland, or deficiency of the thyroid secretion; myxedema.

at'hyreo'sis. Athyrea.

at'hy'ria. Athyrea.

at'hyroidemia (ath'i'-roy-de'mi-ah). Absence of the thyroid secretion and the effect of its loss upon the condition of the blood.

at'hyroidism (ā-thi'-roy-dizm). Absence of the thyroid gland, or suppression of its secretion, with the symptoms consequent thereon; athyrea.

atlan'tad. In a direction toward the atlas.

atlan'tal. Relating to the atlas.

atlan'todid'yimus. Atlodidymus.

atlantoeptistrophic (at-lan''to-ep-i-strof'ik). Relating to the atlas and the epistropheus, or axis; atloaxoid, atlantoaxoid; noting the rotary joint between the two vertebrae.

atlan'to-odon'toid. Relating to the atlas and the odontoid process of the epistropheus, or axis.

at'las [G. *Atlas*, in Greek mythology a Titan who supported the earth on his shoulders.] First cervical vertebra, articulating with the occipital bone and rotating around the odontoid process of the epistropheus, or axis.

atloax'oid. Relating to the atlas and the axis; also written atlantoaxoid.

atlodid'yimus [G. *atlas* + *didymos*, twin.] Atlantodidymus; a monster with two heads and but one neck.

at'loid. Atlantal.

atlo-occip'ital. Relating to the atlas and the occipital bone; also written atlanto-occipital.

atmiat'rics [G. *atmis*, vapor, + *iatrikê*, practice of medicine.] 1. Pneumatotherapy. 2. The use of sprays in the treatment of diseases of the respiratory passages.

atmidalbu'min [G. *atmis*, steam.] A modified protein obtained by the action of superheated steam.

atmidal'bumose. A derivation of atmidalbumin.

atmocausis (at'mo-kaw'sis) [G. *amos*, steam, + *causis*, a burning.] The application of superheated steam, by means of a two-way catheter, to the mucous membrane, especially of the uterus; employed as a substitute for curettage.

atmocautery (at'mo-kaw'ter-i). An instrument used in atmocausis.

at'mograph [G. *amos*, vapor, + *graphô*, I write.] Pneumatograph.

atmol'yais. The separation of mixed gases, such as the air, by passing them through a porous diaphragm, the most diffusible gas passing through first.

atmom'eter [G. *amos*, vapor, + *metron*, measure.] An instrument for measuring the degree of evaporation.

at'mos [abbreviation of *atmosphere*.] A proposed unit of air pressure, being the pressure of one dyne per square centimeter.

at'mosphere [G. *amos*, vapor, + *sphaira*, sphere.] 1. The air. 2. Any gas surrounding a given body; a gaseous medium.

atmosph'er'ic. Relating to the atmosphere.

at'mother'apy [G. *amos*, vapor, + *therapeia*, treatment of disease.] Atmiatrics.

ato'cia [G. *a-* priv. + *tokos*, childbirth.] Nulliparity.

at'om [G. *atomos*, indivisible, uncut.] The smallest possible quantity of an element which is capable of chemical action. **pri'mary a.**, corpuscle (1), electron. **recoil' a.**, rest a., see *recoil*.

atom'ic. Relating to an atom. **a. the'ory**, the theory that chemical compounds are formed by the union of atoms in certain definite proportions. **a. weight**, the weight of an atom of a chemical element in relation to the weight of an atom of hydrogen as a unit.

atomicity (at-om-is'ti-ti). 1. The valence or combining power of a substance. 2. The number of hydroxyl groups contained in a base or an alcohol.

atomiza'tion. Spray production; the reducing of a fluid to the form of spray.

at'omizer. An apparatus for throwing a fluid in the form of spray.

aton'ic [G. *atonia*, languor.] Relaxed; without normal tone or tension.

atonicity (at-o-nis'ti-ti). Atony, lack of tone.

at'onied. Atonic, marked by lack of tone.

at'ony [G. *atonia*, languor.] Relaxation, flaccidity; lack of tone or tension.

atophan (at'o-fan) [G. *a-* priv. + *L. tophus*.] Trade name of phenylcinchonic acid, a compound of phenylquinolin and carbonic acid (C₁₄H₁₁NO₃), said to increase greatly the excretion of uric acid; recommended in the treatment of gout and acute rheumatism in doses of gr. 45-75 (3.0-5.0), with sodium bicarbonate 32-4 (8.0-15.0), daily.

atop'ic [G. *atopos*, out of place.] Displaced, misplaced.

atopogno'sia [G. *a-* priv. + *topos*, place, + *gnôsis*, knowledge.] Inability to locate a sensation properly.

atopomenorrhœa (at'o-po-men-or-re'ah) [G. *atopos*, out of place.] Bleeding from some part other than the uterine cavity, taking the place of the normal menstrual flow; vicarious menstruation.

atox'yl [G. *a-* priv. + *toxikos*, for the bow or arrow (poisonous), + *hylê*, stuff.] Trade name of a sodium salt of arsenic acid in which one hydroxyl group has been replaced by aniline; a white crystalline powder, employed in the treatment of syphilis, malaria, and trypanosomiasis in doses of gr. 1-3 (0.03-0.2), or gr. 6 (0.4) by hypodermic injection every second day. It is called also arsamine.

atrab'il'ary [L. *atra bilis*, black bile (cf. *melancholy*).] Depressed in mind, melancholic. **a. cap'sules**, suprarenal glands.

atrab'illa. Trade name of a preparation of the suprarenal capsules; hemostatic, and vasoconstrictor in action.

atrab'il'ious. Melancholic, atrabiliary.*

atracheloccephalus (â-trak'e-lo-sel'a-lus) [G. *a-* priv. + *trachelos*, neck, + *kephâlê*, head.] A monster without head or neck.

atre'mia [G. *a-* priv. + *tremô*, I tremble.] Absence of tremor.

atrepsy (â'trep-si) [G. *a-* priv. + *trophô*, I nourish.] A condition in which a living virus, such as cancer cells or bacteria, perishes after inoculation into the tissues because of the absence of adaptable nourishment there; an hypothesis offered in explanation of certain cases of immunity.

atrep'tic. Relating to atrepsy.

atre'sia [G. *a-* priv. + *trêsis*, a hole.] Congenital absence or pathological closure of a normal opening or passage. **a. hymenae'lis**, closure of the vagina by an imperforate hymen.

atre'sic. Relating to atresia; imperforate.

atre'tic. Atresic.

atreto- [G. *âtrêtos*, imperforate.] A prefix denoting imperforation of the part named, as *atreto'bleph'aria*, eyelids; *atrelocys'tia*, anus; *atretop'sia*, pupil; *atrelo'rrhin'sia*, nostrils.

a'tria. Plural of atrium.

atrial (a'tri-al). Relating to an atrium.

atricha (â'tri-kah). A group of non-flagellated bacteria.

atrichia (â-trik'i-ah) [G. *a-* priv. + *thris* (*trich-*), hair.] Absence of hair, congenital or acquired

atrichosis (â-tri-ko'sis). Atrichia.

atrioventricular (at'ri-o-ven-trik'u-lar). Relating to both the atria and the ventricles of the heart; auriculoventricular. **a. bun'dle**, fascic'ulus, node, etc., see the nouns.

a'trium [L. antechamber.] 1. [BNA] Auricle; the upper chamber of each half of the heart, receiving the blood from the venæ cavae on the right side and from the pulmonary veins on the left, and transmitting it to the ventricle of the

same side. 2. The tympanum proper, that part of the tympanic cavity which lies immediately to the inner aspect of the drum membrane. 3. The portion of the nasal cavity lying below and behind the agger and above the vestibule, anterior to the middle meatus. 4. Infundibulum (6). *a. dextrum*, the *a.* of the right side of the heart which receives the blood from the *venæ cavæ*. *a. meatus medii*, the anterior expanded portion of the middle meatus of the nose, just above the vestibule. *a. sinisterum*, *a.* of the left side of the heart which receives the blood from the pulmonary veins. *infection* *a.*, the part through which the pathogenic microorganisms gain entrance into the body in any given infectious disease.

Atropa [G. *Atropas*, one of the Fates cutting the thread of life.] A genus of plants of the natural order *Solanaceæ*, which, properly considered, contains but one species, viz., *A. belladonna*, the source of the drug belladonna. *A. mandragora*, *Mandragora officinarum*, the mandrake, a narcotic.

atrophía [G. *a-* priv. + *trophé*, nourishment.] Atrophy. *a. infantum*, tabes mesenterica. *a. musculorum lipomatosæ*, pseudomuscular hypertrophy. *a. pilorum propria*, trichorrhæxis nodosa.

atroph'ic. Relating to atrophy; atrophied.

at'rophied. Marked by atrophy; wasted.

atrophoderma (*â-trof-o-dur'mah*) [G. *atrophia* + *derma*, skin.] Atrophy of the skin. *a. albidum* [L. *albidus*, whitish], pityriasis alba atrophicans, a congenital thinness of the skin with diminution of pigment, usually most marked on the legs and arms. *a. neuriticum*, glossy skin.* *a. pigmentosum*, xeroderma pigmentosum, Kaposi's* disease. *a. senile*, the loss of fat, increased pigmentation, and other involutionary changes in the skin in old age. *a. striatum*, the condition marked by the presence of linear albinotics.

atrophodermato'sis. Any cutaneous affection in which a prominent symptom is atrophy of the skin.

atrophoderm'ia. Atrophoderma

atrophy [G. *a-* priv. + *trophé*, nourishment.] A wasting of the tissues of a part or of the entire body. *acute yellow a. of the liver*, a disease characterized by rapid fatty degeneration of the parenchyma cells of the liver, with atrophy and softening of the organ; its chief symptoms are jaundice, hemorrhages into the skin and from the mucous membranes, gastric disorders, and mental disturbances. *arthritic a.*, *a.* of the muscles which move a chronically inflamed, especially tuberculous, joint. *brown a.*, a form of degeneration of the heart wall, in which the muscle is firmer than normal, of a dark reddish brown color, and reduced in volume; the muscle fibers become pigmented, especially about the nuclei, and lose their striations more or less completely. *concentric a.*, *a.* of a hollow viscus, like the heart, in which the size of the cavity remains the same or is lessened. *cyano'tic a.*, *a.* due to destruction of the parenchymatous cells of an organ in consequence of chronic venous congestion. *cyano'tic a. of the liver*, nutmeg liver.* *excentric a.*, *a.* of a hollow organ, like the heart, in which the size of its cavity is increased. *fatty a.*, fatty infiltration secondary to an atrophy of the essential elements of an organ or tissue. *gen'eral a.*, emaciation, marasmus (in infants). *gray a.*, a degeneration of the optic disc in which it assumes a grayish or bluish gray color. *hereditary muscular a. of peroneal type*, Charcot-Marie type, a

familial muscular atrophy affecting primarily the anterior muscles of the legs, and later sometimes the muscles of the forearms and hands. *infantile a.*, marasmus, athrepsia. *linear a.*, morphœa occurring in stripes or lines; the atrophic lines seen on the skin of the abdomen following pregnancy. *myopath'ic a.*, muscular *a.* due to disease of the muscle itself and not of paralytic or central nervous origin. *neuritic a.*, muscular *a.* due to neuritis or degeneration of the nerves, beginning usually in the lower extremities. *progressive muscular a.*, atrophy of the cells of the anterior cornua of the spinal cord, resulting in a slow progressive wasting and paralysis of the muscles of the extremities and of the trunk. *quantitative a.*, hypoplasia. *red a.*, *a.* of an organ associated with chronic passive congestion, seen sometimes in the liver in connection with disease of the heart. *remitting spinal a.*, chronic anterior poliomyelitis. *senile a.*, a general wasting of the tissues in old age due to the slowing of the anabolic processes. *serous a.*, a degenerative change occurring in fat-cells, the fat being absorbed and its place being taken by a serous fluid. *spinal a.*, tabes dorsalis.

atropi'na (U.S. and Br.). Atropine, $C_{17}H_{23}NO_3$, an alkaloid obtained from *Atropa belladonna*; antispasmodic, antisudorific, sedative, mydriatic, and narcotic; dose, gr. $\frac{1}{100}$ – $\frac{1}{5}$ (0.0003–0.0008). **atropi'næ sulphas** (U.S. and Br.) atropine sulphate, occurs in small white crystals, very soluble in water; dose, $\frac{1}{100}$ – $\frac{1}{5}$ (0.0004–0.0016).

atropine (at'ro-pên). Atropina.

at'ropinism. The symptoms of poisoning by atropine or belladonna.

at'roscine. An alkaloid isomeric with hyoscyne, obtained from *Scopola carniolica*, *Scopolina atropoides*; it is optically inactive, according to Hesse who first prepared it from scopolamine.

at'tar of rose [Pers. *attara*, to smell sweet.] *Oleum* rosæ*.

atten'dant [L. *attendere*, to give heed to.] 1. Attending* physician. 2. A nurse or any non-medical assistant to the physician in the hospital.

atten'ding. Accompanying; waiting upon; looking after or caring for. *a. physician*, a physician attached to a hospital who visits the patients at stated times and gives directions to the house-physician regarding their treatment. *a. staff*, the entire body of attending physicians and surgeons attached to a hospital. *a. surgeon*, a surgeon attached to a hospital who visits the patients at stated times, performs major operations, and directs the house surgeon in the management of the cases under his charge.

atten'uant [L. *attenuare*, to make thin.] 1. Diluting; making thin, said of fluids. 2. A diluent; a medicine supposed to "thin the blood"; an agent which renders the secretions and excretions more fluid.

attenuate (*â-ten'u-ât*). 1. To dilute, to make thinner. 2. To reduce the virulence of a pathogenic microorganism.

attenua'tion. 1. Dilution, thinning. 2. Diminution of virulence in an organism, obtained through heating, cultivation on certain media, and other ways. 3. In homeopathy, dynamization.

att'ic. Recessus epitympanicus [BNA].

atticoantrotomy (*ât'i-ko-an-trot'o-mi*). Antroatticotomy.

atticomas'toid. Relating to the attic of the tympanum, and the mastoid antrum or cells.

atticot'omy [G. *tomé*, incision.] Operative opening into the tympanic attic.

attitude. Posture; position of the body and of the head and extremities. **pas'sionate a.,** an attitude, expressive in face and figure of extreme emotion, sometimes assumed in hysterolepilepsy.

attollens [L. *attollere*, to lift up.] Lifting up, raising. **a. au'rem, a. auric'ulam,** musculus auricularis superior [BNA]. **a. oc'uli,** musculus rectus superior of the eye.

attrac'tion [L. *attrahere*, to draw toward.] The tendency of two bodies to approach each other. **a. par'ticle,** centriole, a minute spot in the center of the a. sphere. **a. sphere,** the centrosome with the surrounding radially arranged protoplasm; a small body in the nucleus, or in the cytoplasm near the nucleus, supposed to be an independent and indispensable constituent of the cell; it plays an important part in mitosis. **cap'il'lary a.,** the force which causes fluids to rise through very fine tubes or the pores of a loose material. **chem'ical a.,** the force impelling atoms of different elements or molecules to unite to form new substances or compounds. **magnet'ic a.,** the force which draws iron or steel toward a magnet.

attrahens [L. *attrahere*, to attract.] Drawing toward, noting a muscle (*attrahens aurem* or *auriculam*) rudimentary in man, which tends to draw the pinna of the ear forward; musculus auricularis anterior [BNA].

attrition (ä-trish'un) [L. *atterere*, to rub at.] Wearing away by friction or rubbing.

atyp'ical [G. *a-* priv. + *typikos*, conformed to a type.] Not typical; not corresponding to the normal form or type.

Au [L. *aurum*, gold.] Chemical symbol of the element gold.

A.u. Abbr. of Angström's* unit.

Aubert's phenom'enon (o-bair'). A perpendicular line appears to incline to one side when the observer turns the head to the opposite side.

AuCl₃. Auric chloride, trichloride of gold.

auctioneer's cramp (awk-shun-erz' kramp). A professional neurosis, marked by a, generally unilateral, spasm of the orbicularis oris muscle.

audiometer (aw-di-om'e-tur) [L. *audire*, to hear, + G. *metron*, measure.] Acoumeter.

audiphone (aw'de-fon) [L. *audire*, to hear, + G. *phōnē*, sound.] A fan-shaped piece of vulcanite, the upper edge of which is pressed against the upper teeth; collecting the sound waves, it transmits them to the auditory apparatus by bone-conduction.

audition (aw-di'shun) [L. *audire*, to hear.] Hearing. **chromat'ic a.,** the subjective perception of color caused by the hearing of certain sounds. **gus'tatory a.,** a form of synesthesia in which a sensation of taste is noted when certain sounds are heard.

auditory (aw'di-to-ri). Relating to the perception of sound. **a. ar'tery,** arteria auditiva, a branch of the basilar which accompanies the auditory nerve through the internal auditory meatus. **a. canal', a. meatus.** **a. cells,** columnar cells in the epithelium of the labyrinth and the organ of Corti. **a. epithe'lum,** the epithelium lining the labyrinth where the filaments of the a. nerve are distributed. **a. hairs,** cilia on the free surface of the a. cells. **a. mea'tus,** meatus acusticus, externus and internus. **a. nerve,** nervus acusticus. **a. teeth,** tooth-like projections in the floor of the scala media of the labyrinth. **a. ver'tigo,** Ménière's* disease. **a. ves'icle,** otic vesicle, a vesicular structure in the embryo from which a part of the membranous labyrinth is developed.

Audouin's micros'poron (o-dwan') [Jean Victor

Audouin, Paris physician, 1797-1841.] *Micros'poron audouini*.

Auenbrugger's sign (ow'en-broog-er) [Leopold Joseph **Auenbrugger**, Austrian physician, 1733-1809.] An epigastric prominence noted in cases of marked pericardial effusion.

Au'er's bod'ies [John **Auer**, American physician, *1875.] Rod-like bodies of uncertain nature found in the lymphocytes in cases of leucemia.

Auerbach's gan'glia (ow'er-bahkh) [Leopold **Auerbach**, German anatomist, 1828-1897.] Numerous ganglia in the myenteric plexus of the sympathetic. **A.'s plex'us,** plexus myentericus [BNA].

Aufrecht's disease' (ow'f'rekht) [Emanuel **Aufrecht**, German physician, *1844.] Infectious jaundice with parenchymatous lesions in the kidneys and liver. **A.'s sign,** diminished breath sounds in the trachea just above the jugular notch, in cases of stenosis.

augmentor (awg-men'tor) [L. *augmentum*, increase.]

A hypothetical substance supposed to increase the action of an auxetic or a kinetic. **a. nerves,** accelerator nerves, called augmentor because their action is to increase the force as well as the rapidity of the heart beat.

augnathus (awg-na'thus) [G. *au*, again, + *gnathos*, jaw.] A monster with a double mandible.

aula (aw'lah) [G. *aulē*, hall.] The anterior portion of the third cerebral ventricle.

aulatela (aw-lä'tē-lah) [G. *tela*, web.] The membrane covering the aula.

aulic (aw'lic). Relating to the aula.

auliplexus (aw-le-plek'sus). The choroid plexus in the anterior part of the third ventricle of the brain.

aulophyte (aw'lo-ft) [G. *aulos*, tube, + *phyton*, plant.] A plant living within another, but not as a parasite.

Aulus, France (o-lūs'). Saline waters, 68° F. to 55° F. Used by drinking and bathing, in syphilis, anemia, chlorosis, hepatic diseases, arthritic affections, and gastroenteric debility. June 1 to October 1.

aura (aw'rah) [L. breeze, odor, gleam of light.] A peculiar sensation felt by the patient immediately preceding an epileptic attack; it may be a paresthesia in the epigastric region or in the hand or leg ascending to the head, noises in the ears, flashes of light, vertigo, etc.; it is called auditory, epigastric, vertiginous, etc., according to its seat or nature. **intellect'ual a.,** a dreamy, detached, or reminiscent mental state preceding the epileptic paroxysm; also called *reminiscent aura*.

aural (aw'ral). 1. Relating to the ear (*auris*). 2. Relating to an aura.

auramine (aw'rā-mēn). Yellow pyocyanin.

auran'tium [L.] Orange. **auran'ti ama'ri cor'tex** (U.S.), cortex aurantii (Br.), bitter orange peel, the dried rind of the unripe fruit of *Citrus vulgaris*, used for flavoring. **auran'ti dul'cis cor'tex** (U.S.), sweet orange peel, the recently separated outer rind of the ripe fruit of *Citrus aurantium*; used for flavoring. **auran'ti flo'rae**, orange flowers.

auric (aw'rik). Relating to gold (*aurum*).

auricle (aw'rik-l). 1. Auricula (1,2,3). 2. In botany, zoology, and entomology, any ear-shaped appendage. 3. A form of ear-trumpet for the use of the deaf.

auric'ula [L. dim. of *auris*, ear.] Auricle. 1. [BNA] Pinna, the projecting shell-like structure on the side of the head, constituting, with the external auditory meatus, the external ear. 2. The upper receiving chamber of each half of the heart, atrium [BNA]. 3. [BNA] Auricular ap-

pendix, a small conical muscular pouch forming the upper portion of each auricle (atrium) of the heart.

auricular (aw-rik'-u-lar). Relating to the ear, or to an auricle in any sense. **a. fissure**, fissura tympanomastoidea. **a. point**, auriculare.

auriculare, pl. **auricula'ria** (aw-rik-u-la're) [L. neut. of *auricularis*.] Auricular point, a craniometrical point at the center of the opening of the external auditory canal; or, in certain cases, the middle of the upper edge of this opening.

auricularis (aw-rik-u-la'ris) [L. auricular.] 1. The little finger, so called because used to clean the auditory meatus. 2. Nervus* auricularis magnus.

auriculocra'nial. Relating to the auricle or pinna of the ear and the cranium.

auriculotemporal (aw-rik'-u-lo-tem'po-ral). Relating to the auricle or pinna of the ear and the temporal region, noting the nervus* auriculotemporalis.

auriculoventric'ular. Atrioventricular. **a. bun'dle**, His's band or bundle.

aurigineous (aw-rij'en-us) [L. *auriginosus*, golden.] Icteric, jaundiced.

aurilave (aw'ri-läv) [L. *auris*, ear, + *lavare*, to wash.] A brush or sponge on the end of a slender rod, for cleaning the ear.

aurina'rium. A medicated bougie or suppository, with gelatin or cacao butter basis, for insertion into the external auditory meatus.

aurinassal (aw-re-na'sal) [L. *auris*, ear, + *nasus*, nose.] Relating to the ear and the nose.

auripigmen'tum [L. *aurum*, gold, + *pigmentum*, pigment, so called because of its bright yellow color.] Orpiment.

auripuncture (aw-ri-pung'chur) [L. *auris*, ear, + *punctura*, puncture.] Incision of the membrana tympani; paracentesis of the tympanum.

auris (aw'ris) [L.] Ear. **a. exter'na**, the external ear, auricle,* pinna. **a. inter'na**, internal ear, labyrinth.* **a. me'dia**, the middle ear, tympanum.*

auriscalp, **auriscal'pium** [L. *auris*, ear, + *scalpere*, to scrape.] 1. A scraping instrument used in operations on the ear. 2. An earpick.

otoscope (aw'ri-sköp) [L. *auris*, ear, + *skopeō*, I view.] An ear speculum,* otoscope.

aurist (aw'rist) [L. *auris*, ear.] Otologist, one who devotes special attention to diseases of the ear.

Auro'ra Springs, Missouri. Saline-chalybeate waters; four principal springs. Used by drinking and bathing in rheumatism, renal diseases, tuberculous disorders, dyspepsia, and general debility.

aurum (aw'rüm) [L.] Gold; a yellow metal, one of the elements, symbol Au, atomic weight 197.2. The pure metal is used for filling cavities in the teeth; some of the salts are employed in medicine. **au'ri bro'midum**, gold bromide, a brown powder, employed in epilepsy, headache, and as a nerve sedative, in doses of gr. $\frac{1}{4}$ — $\frac{1}{2}$ (0.013—0.03). **au'ri chlo'ridum**, gold chloride, orange colored deliquescent crystals; has been employed locally as a caustic in cancer. **au'ri et so'dii chlo'ridum** (U.S.), double chloride of gold and sodium, a deliquescent orange-colored powder composed of equal parts of anhydrous gold chloride and sodium chloride; alterative and tonic in doses of gr. $\frac{1}{10}$ — $\frac{1}{5}$ (0.003—0.006).

auscult (aws-kult'). To auscultate.

auscultate (aws-kul-tät) [L. *auscultare*, to listen.] To listen to the sounds made by the thoracic or abdominal viscera, as a means of diagnosis.

auscultation (aws-kul-ta'shun). Listening to the sounds made by the thoracic or abdominal viscera, by the contracting muscles, by the blood in the

vessels, by the fetus *in utero*, or to sounds in any of the other internal parts of the body; employed as a diagnostic method. See also auscultatory percussion.* **imme'diate a.**, a. by application of the ear to the surface of the body. **me'diate a.**, a. practised by means of a stethoscope. **tri'angle of a.**, see *triangle*.

auscultatory (aws-kul'ta-to-ri). Relating to auscultation. **a. percus'sion**, see *percussion*.

auscultoscope (aws-kul'to-sköp). Stethoscope.

Auspitz's dermatosis (ows'pits) [Heinrich Auspitz, German physician, 1835-1886.] Granuloma fungoides.

Austra'lian blight. Angioneurotic edema.

autacoid (aw'tä-koyd) [G. *autos*, self, + *akos*, a remedy.] Any one of the internal secretions—hormones or chalones.

au'tan. Trade name for a preparation said to be a mixture of barium peroxide, 66, and paraform 34 parts; used in solution for sterilization and disinfection.

autecic, **autecious**, **autöcious** (aw-te'sik, aw-te'shus) [G. *autos*, same, + *oikion*, house.] Noting a parasite which infests, throughout its entire existence, the same host.

autochroscope (aw-tek'o-sköp) [G. *autos*, self, + *schō*, sound, + *skopeō*, I examine.] Auto stethoscope.

auteme'sia [G. *autos*, self, + *emesis*, vomiting.] Idiopathic or functional vomiting.

autism (aw'tizm) [G. *autos*, self.] A tendency to morbid self-absorption and anthropophobia.

autistic (aw-tis'tik) [G. *autos*, self.] Self-centered. **a. par'asite**, a parasite descended from the tissues of the host..

auto- (aw'to) [G. *autos*, self.] A prefix denoting self, acting upon oneself, performed or produced by oneself, sufficient to oneself, etc.

autoanticom'plement. An anticomplement, formed within the body of an animal, which neutralizes the complement of its own serum.

autoaudible (aw'to-aw'di-bl). Audible to oneself, said of sounds produced within one's own body.

autoblast (aw'to-blast) [G. *autos*, self, + *blastos*, germ.] An independent cell; bacterium; protozoon.

autocatalysis (aw-to-kat-al'i-sis) [G. *autos*, self, + *catalysis*.] Catalysis in which certain of its products act themselves as catalysts, thus hastening or modifying the process.

autocatalytic (aw-to-kat-ä-lit'ik). Relating to autocatalysis.

autocatheterism (aw-to-kath'e-ter-izm). Passage of a catheter upon oneself.

autochthon (aw-tok'thon) [G. *autos*, self, + *chthōn*, land.] An aboriginal, one native to the place inhabited.

autochthonous (aw-tok'thon-us). 1. Native to the place inhabited, aboriginal. 2. Originating in the place where found; said of a disease originating in the part of the body where found, or of a disease acquired in the place where the patient is. **a. parasite**, a parasite descended from the tissues of the host.

autocinesia, **autocinesis** (aw-to-sin-e'si-ah, aw-to-sin-e'sis) [G. *autos*, self, + *kinesis*, movement.]

1. Motility, as distinguished from movement impressed upon a body by the surrounding medium. 2. Voluntary motion.

autocinet'ic. Relating to autocinesia.

autoc'lasia [G. *autos*, self, + *klasis*, breaking.] A breaking up or rupturing from intrinsic or internal causes.

au'toclave [G. *autos*, self, + L. *clavis*, a key; in the

sense of self-locking.] 1. An apparatus for sterilization by steam under pressure; it consists of a strong closed boiler containing a small quantity of water and, in a wire basket, the articles to be sterilized. 2. To sterilize in an autoclave.

autoconduction (aw'to-kon-duk'shun). A method of general darsenization in which the patient is surrounded by the solenoid which forms the secondary spiral of the transformer.

autocystoplasty. Autoplasty of the bladder.

autocytolysin. An antibody destructive to the cells, produced in one's own body by retained degenerated cells acting as an antigen.

autocytolysis (aw'to-si-toi'i-sis) [G. *autos*, self, + *lysis*, cell, + *lysis*, a loosening.] 1. The self-digestion of cells by the enzymes which they normally contain. 2. Cell-destruction effected by a lysin formed in one's own body.

autocytotoxin. Autocytolysin.

autodidact [G. *autos*, self, + *didaktos*, taught.] Self-taught; one who has taught himself.

autodigestion [G. *autos*, self.] Autolysis.

autodyne (aw'to-din). Trade name of an analgesic preparation.

autoecholalia (aw'to-ek-o-la'll-ah) [G. *autos*, self, + *echolalia*.] The repetition of some or all the words in one's own statements.

autocic, **autoecious**. See *autecic*.

autoerotic (aw-to-er-ot'ik). Attracted sexually toward oneself.

autoeroticism, **autoerotism** (aw-to-er-ot'i-sizm, aw-to-er-o-tizm) [G. *autos*, self, + *erōtikos*, relating to love.] Sexual self-love.

autogamous. Relating to or characterized by autogamy.

autogamy (aw-tog'ā-mī) [G. *autos*, self, + *gamos*, marriage.] 1. A sort of abortive conjugation, or extreme inbreeding, in which fission of the cell nucleus occurs without division of the cell, the two pronuclei so formed reuniting to form the syncaryon. In other cases the cell body also divides, but the two daughter cells immediately conjugate; automixis. 2. In botany, self-fertilization. The opposite of allogamy.

autogenesis [G. *autos*, self, + *genesis*, origin.] Self-production; abiogenesis.

autogenetic, **autogenic**. Relating to autogenesis; self-producing; self-produced.

autogenous (aw-toj'en-us) [G. *autos*, self, + *gennaō*, I produce.] 1. Autogenetic. 2. Endogenous, originating within the body or a part. **a. union**, in dentistry, the union of two pieces of metal without solder.

autogram [G. *autos*, self, + *gramma*, letter.] A mark on the skin either raised or colored, following pressure by a blunt instrument.

autographism. Dermographism.

autohemolysin (aw-to-he-mol'i-sin). An antibody causing destruction of the red blood corpuscles in the same animal in whose blood it is formed.

autohypnosis [G. *autos*, self, + *hypnos*, sleep.] Hypnosis induced in a very susceptible person, who has previously frequently been hypnotized, by a mere concentration of attention to the fact of hypnosis.

autohypnotic. Relating to autohypnosis.

autoimmunization (aw'to-im-u-ni-za'shun). The natural process of immunization against a disease effected by an attack of the same.

autoinfection (aw-to-in-fek'shun). Infection by germs or toxins produced within the body, as exemplified in the occurrence of a succession of boils.

autoinfusion (aw-to-in-fu'zhun). Forcing the blood

from the extremities by the application of an Esmarch bandage, in order to raise the blood-pressure and fill the vessels in the vital centers; resorted to after excessive loss of blood or other body fluids.

autoinoculable (aw'to-in-ok'u-la-bl). Susceptible of autoinoculation.

autoinoculation (aw'to-in-ok'u-la'shun) [G. *autos*, self, + *inoculation*.] A secondary infection originating from a focus of disease already present in the body; it may be local, as when an ulcerated surface produces another sore in a part in contact with it, or systemic, by the setting free of bacteria or their products from a local infective focus.

autointoxicant. 1. Self-poisoning. 2. Any toxic agent active in autointoxication.

autointoxication (aw'to-in-tox-i-ka'shun) [G. *autos*, self.] Self-poisoning; the result of the absorption of the waste products of metabolism or of the products of decomposition within the intestine.

dyscratic a., a metabolic disturbance resulting in a pathological alteration in the body fluids.

intestinal a., copremia, stercoremia.

autololysis (aw-to-i-sol'i-sin). A lysis which is destructive to the cells both of animals of the same species and of the individual in whose body it has been elaborated.

autokinesis (aw-to-kin-e'-sis). Autocinesis.

autokinetic (aw-to-kin-et'ik). Autocinetic.

autolaryngoscopy. Inspection of one's own larynx.

autolyate (aw-toi'i-sāt). The specific product of autolysis.

autolysin. An hemolysin in the plasma which will destroy the blood cells of the same individual.

autolysis [G. *autos*, self, + *lysis*, solution.] 1. Self-digestion; dissolution of cells by products of their own secretion. 2. Removal of worn-out or necrotic tissues and cells by solution with an intracellular ferment. 3. Spontaneous post-mortem dissolution of organs and tissues which have not undergone decomposition.

autolytic. Relating to autolysis.

automat'ic [G. *automatos*, self-moving.] 1. Spontaneous, not induced by outside causes. 2. Involuntary or not voluntary, performed unconsciously. **a. ventricular contractions**, escaped* ventricular contractions.

automatism (aw-tom'ā-tizm). 1. A state of independence of the will or of central innervation, said of the heart's action. 2. A condition in which movements are made without conscious exercise of the will. 3. A condition in which a neuropathic or psychopathic individual is consciously or unconsciously, but involuntarily, compelled to the performance of certain acts, often purposeless and sometimes foolish or harmful. **ambulatory a.**, a. which takes the form of moving about aimlessly, of tramping (vagabondage), or of traveling; poriomania, fugue.

automatograph [G. *graphō*, I write.] An instrument for recording automatic movements.

automixis [G. *autos*, self, + *mixis*, intercourse.] Autogamy.

automysophobia (aw-to-mi-so-fō'bī-ah) [G. *autos*, self, + *mysos*, dirt, + *phobos*, fear.] An insane imagining that one is filthy or smells bad.

autonomic (aw-to-nom'ik) [G. *autos*, self, + *nomos*, law.] Self-controlling, independent of outside influences; spontaneous. **a. nervous system**, the nerves supplying the viscera, the iris and ciliary muscle, etc.; the pilomotor, vasomotor nerves, etc.; the sympathetic visceral nervous system.

autonomous. Autonomic.

autonomy (aw-ton'o-mī) [G. *autos*, self, + *nomos*,

law.] Independence of outside control, or of control by the cerebrospinal nerve centers; functional independence.

autopath'ic. Idiopathic.

autopathography [G. *autos*, self, + *pathos*, suffering, + *graphō*, I write.] The writing of one's own medical history.

autopath'y [G. *autos*, self, + *pathos*, suffering.] A disease originating without apparent cause; an idiopathic disease.

autopepsia (aw-to-pep'si-ah) [G. *autos*, self, + *pepsis*, digestion.] Self-digestion, said of ulceration of the gastric mucous membrane by its own secretion.

autophag'ia [autos, self, + *phagō*, I eat.] Biting one's own flesh.

autophobia (aw-to-fo'bi-ah) [G. *autos*, self, + *phobos*, fear.] 1. Morbid fear of being egotistical. 2. Dread of being alone with oneself.

autophonomania (aw-to-fo-no-ma'ni-ah) [G. *autos*, self, + *phōnos*, murder, + *mania*, frenzy.] Insane impulse to self-destruction.

autophony (aw-to'fo-ni) [G. *autos*, self, + *phōnē*, sound.] Increased resonance of one's own voice, breath sounds, arterial murmurs, etc., noted especially in disease of the middle ear or of the nasal fossæ.

autophthalmoscopy (aw'tof-thal-mos'ko-pl) [G. *autos*, self, + *ophthalmos*, eye, + *skopeō*, I view.] The examination of the inner parts of one's own eyes.

autoplas'tic. Relating to autoplasty.

autoplasty (aw'to-plas-ti) [G. *autos*, self, + *plassō*, I form.] The repair of defects by transplanting or grafting tissues from the patient's own body.

autopoi'sonous. Autotoxic.

autopsia (aw-top'si-ah). Autopsy. a. in vi'vo, examination of the organs, especially the abdominal organs, during life by means of an exploratory incision.

autopsy (aw'top-si) [G. *autopsia*, seeing with one's own eyes.] Post-mortem examination; an examination of the internal organs of a dead body for the purpose of determining the cause of death or of studying the pathological changes present.

autopsychē (aw'to-si-ke) [G. *autos*, self, + *psychē*, soul.] Consciousness of personality.

autopsychosis (aw-to-si-ko'sis). A mental disease in which ideas and conceptions relating to oneself are disordered.

autoscope (aw'to-skōp) [G. *autos*, self, + *skopeō*, I inspect.] 1. Any instrument used in the visual examination of one's own organs or cavities. 2. A long concave spatula used to depress and drag forward the tongue in the process of direct inspection of the larynx.

autoscopy. 1. Inspection of one's own organs or cavities. 2. Direct or orthoscopic inspection of the larynx without the use of a mirror.

autosepticemia, autosepticæmia (aw'to-sep-ti-se'mi-ah) [G. *autos*, self, + *sepsis*, decay, + *haima*, blood.] Autotoxemia, endosepsis, septicemia apparently originating from conditions existing within the organism and not introduced from without.

autoserotherapy (aw-to-se-ro-ther'ā-pl). The treatment of certain conditions, such as pleural effusions and dermatoses, by hypodermic injection of the patient's own blood-serum.

autoserum. A therapeutic serum obtained from the patient's own blood or cerebrospinal fluid.

autotels (aw-to-sit) [G. *autos*, self, + *sitos*, food.] 1. The principal twin in a double monstrosity; the

one which carries on the vital processes, nourishing itself as well as the lesser twin, or *parasite*. 2. A single monster with organs sufficiently developed to be capable of postnatal existence.

autosomatognostic (aw'to-so'mat-og-nos'tik) [G. *autos*, self, + *sōma*(sōmat-), body, + *gnōstos*, known.] Relating to the sense of possession of a part due to memory of previous feeling there, even when the part is no longer present, as after amputation.

autosome (aw'to-sōm) [G. *autos*, self, + *sōma*, body.] One of the ordinary or homeotypical chromosomes which are believed always to be equally distributed among the germ-cells, differing in this and other respects from the allosomes.*

autosteth'oscope. A stethoscope for use in listening to the sounds of one's own organs.

autosuggestibility (aw'to-sug-jes'ti-bil'i-ti). An unstable mental state in which autosuggestion readily occurs.

autosuggestion (aw'to-sug-jes'chun). 1. The voluntary retention and constant dwelling upon an idea or concept, thereby inducing some change in the mental or bodily functions. 2. The reproduction in the brain of impressions previously received which become then the starting point of new acts or ideas.

autotemnous (aw'to-tem'nus) [G. *autos*, self, + *temnō*, I cut.] Noting a cell which propagates itself by fission without previous conjugation.

autother'apy [G. *autos*, self, + *therapeia*, treatment.] 1. Self-treatment. 2. Spontaneous cure.

autotomy (aw-to'to-mi) [G. *autos*, self, + *tomē*, a cutting.] 1. The casting off of a damaged limb through the innate power of the organism; such a power is possessed by some crustaceans, as crabs. 2. Fission, spontaneous division.

autotoxemia, autotoxæmia (aw'to-toks-e'mi-ah) [G. *autos*, self, + *toxikon*, poison, + *haima*, blood.] Autointoxication.

autotox'ic. Relating to autointoxication.

autotoxico'sis. Autointoxication, autotoxemia.

autotox'in. Any poison originating within the body upon which it acts.

autotox'is. Autointoxication.

autotransfu'sion. Autotransfusion.

autotrophic [G. *autos*, self, + *trophikos*, tending nourishing.] Self-nourishing, noting the green plants and those forms of bacteria which do not require organic carbon or nitrogen, but can form, proteins and carbohydrates out of inorganic salts and carbon dioxide.

autotuberculin (aw'to-tu-bur'ku-lin). Tuberculin prepared from cultures made from the patient's own sputum.

autotypyphazation (aw'to-ti-fi-za'shun). The production of symptoms resembling those of typhoid fever occurring as a result of autointoxication.

autovaccina'tion. A second vaccination with virus from a vaccine sore on the same individual.

autum'nal. Relating to the autumn. a. *catarrh'*, hay fever.

auxanogram (awks-an'o-gram). The picture, showing bacterial growths of varying degrees of luxuriance, presented by the plate of agar or other material in which the various nutrient materials have been placed for the auxanographic test.

auxanographic. Relating to auxanography. a. *meth'od*, diffusion method, for the study of bacterial enzymes; agar is mixed with the material (such as starch or milk) which is to serve as an indicator of the enzyme action and after being inoculated is plated; if the bacteria produce

enzymes digesting the admixed material there will be a zone of clearing in the medium about each colony.

auxanography (awks-an-og'rā-fī) [G. *auxanō*, I increase, + *graphō*, I write.] A method of determining the most suitable medium for bacterial cultivation. On a simple agar plate, for example, are placed drops of various nutrient solutions, the most suitable being shown by the most luxuriant growth of the bacteria.

auxanology (awks-an-ol'o-jī) [G. *auxanō*, I increase, + *-logia*.] The scientific study of growth.

auxetic (awks-et'ik) [G. *auxētikos* promoting growth.] A hypothetical chemical substance, the supposed specific action of which is to excite proliferation in leucocytes and other cells.

auxiliary (awg-zil'i-ā-lī) [L. *auxilium*, help.] 1. Aiding. 2. An aid or assistance.

auxiliary [G. *auxō*, I increase.] Increasing the destructive power of a lysis, or favoring lysis.

auxocardia (awks-o-kar'dī-ah) [G. *auxō*, I increase, + *kardia*, heart.] 1. Enlargement of the heart, either hypertrophy or dilatation. 2. The cardiac diastole.

auxometer [G. *auxō*, I increase, + *metron*, measure.] An instrument for measuring the magnifying power of a lens.

auxospore (awks'o-spōr) [G. *auxō*, I grow, + *sporos*, seed.] In *Diatomaceae*, a large cell, formed by simple growth or a conjugation, which divides to form successively smaller daughter cells, which in turn enlarge to form new auxospores.

avalanche [Fr. descent.] The sliding down a mountain side of a mass of snow; hence a sudden descent or a fall en masse. *a. conduction*, see *conduction*. *law of a.*, see under *law*.

avalvular. Non-valvular, without valves.

avascular (ā-vas'ku-lar). Non-vascular, not provided with blood-vessels or lymphatics, especially the former.

avascularization. Devascularization; the expulsion of blood from a part by means of an Es-march bandage.

Avellis's syndrome [Georg *Avellis*, German laryngologist, *1864.] Unilateral paralysis of the larynx and velum palati.

Avena [L. oats.] A genus of grasses, the most important species of which is *A. sativa*, the common oat of cultivation; of the grain a fluid extract has been prepared which is used as a stimulant and tonic in doses of 3½–1 (2.0–4.0).

avenin. An albuminoid, a yellowish powder, from *Avena sativa*, thought to be identical with gluten casein.

avenolith [L. *avena*, oats, + G. *lithos*, stone.] An intestinal calculus having a mass of undigested oats as the nucleus.

Avicenna's gland [properly *Ibn Sina*, Arabian physician, 980–1037.] An encapsulated tumor.

avirulent. Not virulent.

avitaminosis (a-vi'tam-in-o'sis) [G. *a-* priv. + *vitamine* + *-osis*.] Deficiency disease, any disease due to a lack of vitamins in the diet, such as beriberi and scurvy.

Avogadro's postulate [Amadeo *Avogadro*, Italian physicist, 1776–1856.] Equal volumes of gases contain equal numbers of molecules, the conditions of pressure and temperature being the same.

avoidupols (av-or-du-poyz') [Fr. to have weight.] A system of weights in which 16 ounces make a pound; the pound is the equivalent of 453.6 grams.

Avon Sulphur Springs, New York. Saline-calcic-sulphureted waters. Used by drinking and bath-

ing, in rheumatism, gastroenteric disorders, urinary troubles, and cutaneous diseases.

avulsion [L. *avellere*, to separate by force.] A tearing away.

Ax. Abbreviation for axis.

axanthop'sia [G. *a-* priv. + *xanthos*, yellow, + *opsis*, vision.] Yellow blindness, inability to distinguish yellow tints.

Axenfeld's test (ahks'en-felt) [David *Axenfeld*, German physiologist in Perugia, nineteenth century.] For albumin in the urine; acidulate with formic acid and warm while adding a few drops of 22 per cent. solution of gold chloride; the presence of albumin is indicated by a red color which changes to blue on the addition of an excess of the gold chloride solution.

axial. 1. Relating to an axis. 2. Relating to or situated in the central part of the body, in the head and trunk as distinguished from the extremities. *a. angle*, see *angle*. *a. surface*, the surface of a tooth parallel with its long axis; the *a. surfaces* are the labial, buccal, lingual, mesial, and distal. *a. walls* of the pulp chambers, the walls parallel with the long axis of a tooth; these are the mesial, distal, buccal, and lingual.

axifugal [L. *axis* + *fugere*, to flee from.] Centrifugal.

axil. 1. Axilla. 2. The acute angle between a leaf and the stem from which it springs.

axile (ak'sil). Axial.

axilemma (aks'i-lem'ah) [G. *axōn*, axis, + *lemma*, husk.] A delicate membrane surrounding the axis cylinder of a nerve-fiber.

axilla, gen. *axil'la* [L.] The armpit; *maschale*, the axillary space.

glandular inflammation in, *maschaladenitis*, axillary bubo, medication by inunction in, *maschalistria*, odor from, *hircismus*, sweating, *maschalephidrosis*, *maschalyperidrosis*, tumor in, *maschaloncus*.

axillary. Relating to the axilla. *a. artery*, the continuation of the subclavian in the axilla, becoming in turn the brachial when it leaves this cavity. *a. cavity*, *a. space*. *a. fascia*, a thin layer of fascia closing in the axillary cavity. *a. folds*, the folds of skin bounding the axillary fossa; the anterior fold encloses the border of the pectoralis major, the posterior that of the latissimus dorsi. *a. fossa*, the armpit, the hollow beneath the shoulder. *a. line*, an imaginary line passing from the highest point of the axillary fossa vertically downward. *a. nerve*, a branch of the supraclavicular; portion of the brachial plexus; mainly a motor nerve of the muscles of the shoulder, but containing sensory fibers. *a. space*, the cavity beneath the shoulder-joint, bounded roughly by the pectoralis major anteriorly, the latissimus dorsi posteriorly, the chest-wall internally, the humerus externally, the shoulder-joint above, and the axillary fascia and hairy integument below; it contains the axillary artery and vein, the brachial plexus, lymphatic nodes, and areolar tissue. *a. tall*, an extension from the mammary gland over the serratus magnus up into the axilla as far as the third rib. *a. vein*, a vein formed by the union of the two brachial and the basilic veins, continuous above with the subclavian.

axioplasm. Axoplasm.

axiopodium, pl. *axiopo'dia* [G. *axis* + *podion*, little foot.] A permanent pseudopodium containing a stiff axial filament of differentiated protoplasm.

axipetal [L. *axis* + *petere*, to seek.] Centripetal.

axis, pl. *axes* [L.] 1. A straight line passing through a spherical body between its two poles,

and about which the body may revolve. 2. The central line of the body or any of its parts. 3. The spinal column. 4. The central nervous system. 5. The second cervical vertebra, epistropheus [BNA]. 6. The odontoid process of the epistropheus. 7. An artery which divides, immediately upon its origin, into a number of branches. *basibregmat'ic a.*, a line extending from the basion to the bregma. *basica'rnial a.*, a line drawn from the basion to the midpoint of the sphenoethmoidal suture. *basifa'cial a.*, a line drawn from the subnasal point to the midpoint of the sphenoethmoidal suture. *binauric'ular a.*, a straight line joining the two auricularia (cf. *auriculare*). *ce'liac a.*, *arteria coeliaca*. *cerebrosp'inal a.*, the central nervous system, the brain and spinal cord. *craniofa'cial a.*, a straight line passing through the mesethmoid, presphenoid, basisphenoid, and basioccipital bones. *enceph'alomyelon'ic a.*, *cerebrospinal a.* *enceph'alorrhachid'lan a.*, *cerebrospinal a.* *fa'cial a.*, *basifacial a.* *fron'tal a.*, the transverse a. of the eyeball, a line running transversely through the center of the globe of the eye. *neu'ral a.*, *cerebrospinal a.* *sag'ittal a.*, the anteroposterior a. of the eyeball. *thora'cic a.*, (1) *arteria thoracoacromialis* [BNA]; (2) *vena thoracoacromialis* [BNA]. *thy'roid a.*, *truncus thyreocervicalis* [BNA]. *ver'tical a.*, the vertical line passing through the center of the eyeball. *vis'ual a.*, line of vision, the straight line extending from the object seen, through the center of the pupil, to the macula lutea of the retina.

ax'is-cyl'inder. The central, essential conducting portion of a nerve-fiber, continuous with the axon of the nerve-cell. *a.-c. process*, axon, the process of a neuron, or nerve-cell, which forms the a.-c. of the nerve-fiber.

ax'is. A terminal filament of an axis-cylinder.

ax'is-tooth. Molar tooth.

Axocopan, Mexico (ah-ho-ko-pahn'). Alkaline-saline-carbonated waters; cold. Used by drinking and bathing in gastric disorders, diabetes, lithiasis, and cutaneous diseases.

axodendrite. A process (not the axis-cylinder) given off from the axon of a nerve-cell.

axofugal [G. *axōn* + L. *fugere*, to flee.] Extending away from an axis-cylinder process.

axolemma. Axilemma.

axolysis (aks-ol'i-sis) [*axon* + *lysis*, solution.] Destruction of the axis-cylinder of a nerve.

axometer [G. *axōn*, axis, + *metron*, measure.] An instrument for determining the axis of a spectacle lens and bringing it in line with the center of the pupil.

ax'os, *ax'one* [G. *axōn*, axis.] 1. The cerebrospinal axon. 2. The body-axis. 3. Neuraxon, or axis-cylinder process of a nerve-cell.

axon'ron. A neuron, or nerve-cell, of the cerebrospinal system, having an axon, or axis-cylinder process.

axonom'eter. Axometer.

axop'etal [G. *axōn* + L. *petere*, to seek.] Extending in a direction toward an axon or axis-cylinder process.

axoplas'm. Neuroplasm of the axis-cylinder.

axon'glum. The network of fine fibrils supporting the axoplasm.

ax'uge, *axungia* (aks'unj, aks-un'ji-ah) [L. wagon grease; *axis*, axle, + *ungere*, to grease.] Lard, tallow.

axypena (ah-yah-pah'nah). The leaves of *Eupa-*

torium ayapana, or *E. triplinerve*, a Brazilian herb employed as an aromatic tonic.

Ayer's Amherst Mineral Springs, New York. Calcic-chalybeate waters containing Epsom salts; two springs. Used in gastroenteric disorders.

azadirachta in'dica (az-ad-e-rak'tah). (B.A.) *Azedarach*, neem bark, margosa bark; the dried bark of the root and stem of *Melia azadirachta*, a handsome East Indian tree; anthelmintic and tonic, in infusion or tincture, also used externally in eczema and indolent ulcers.

azalein (a-za'le-in). Fuchsin.

az'arin. A yellow dye from coal-tar.

azedarach (az-ed'ar-ak) [Pers. noble tree.] *Azadirachta indica*.

azo-. A prefix denoting a substance derived from a hydrocarbon by the replacement of part of the hydrogen by nitrogen. *azo-com'pound*, a compound containing two linked nitrogen atoms united to two hydrocarbon groups, either both of the aromatic series or one aromatic and one fatty.

azoamyly (az-o-am'i-ll) [G. *a-* priv. + *zōon*, animal, + *amylon*, starch.] Absence or diminution in the amount of glycogen in the liver.

azo'ic [G. *a-* priv. + *zōē*, life.] Containing no living things; without organic life.

azolit'min. A purplish red coloring matter obtained from litmus. *a. pa'per*, filter paper dipped in a solution of a. and dried; used as an indicator, acids turning the purplish red to bright red, and alkalies turning it blue.

azoospermia (a-zo-o-sper'mi-ah) [G. *a-* priv. + *zōon*, animal, + *sperma*, seed.] Absence of spermatozoa in the semen.

az'ote [G. *a-* priv. + *zōtikos*, fit for preserving life.] Nitrogen.

azote'mia [*azote*, nitrogen (urea), + G. *haima*, blood.] Uremia.

az'otized. Nitrogenized, containing nitrogen.

azotom'eter [*azote*, nitrogen, + G. *metron*, measure.] A device for determining the amount of urea and uric acid in the urine.

azotorrhe'a, *azotorrhœ'a* [*azote*, nitrogen, + G. *rhœō*, I flow.] Excessive discharge of nitrogenous material in the urine or feces, indicating impaired digestion of albumin.

azotu'ria [*azote* + G. *ouron*, urine.] An increased elimination of urea in the urine.

azotobac'ter, *azotobacte'rium*. A nitrifying bacterium.

Azoulay stain (ä-zoo-la'). See *D'Azoulay*.

Azule Springs, California. Alkaline-saline-carbonated waters. The water acts as an antacid, aperient, diuretic, and tonic.

az'ulin. A blue aniline dye.

azure (azh'ür). Sky-blue, cobalt-blue.

az'urin. Sodium-theobromine acetate; diuretic in doses of gr. 10-15 (0.6-1.0).

azurophil, *azurophile* (azh-u'ro-fil, or fil) [*azure* + G. *philos*, fond.] Staining readily with an azure dye, noting especially the hyperchromatin.

az'ygos [G. *a-* priv. + *zygos*, yoke.] 1. Azygous. 2. An unpaired anatomical structure. *a.u'vulæ mus'cle*, *musculus uvulæ* [BNA]. *a. veins*, see under *vena*.

az'ygous. Unpaired, single.

azy'mia [G. *a-* priv. + *zymē*, ferment.] Absence of a ferment.

azy'mic, *azy'mous*. 1. Without a ferment. 2. Unfermented, unleavened.

az'zle-tooth. Molar tooth.

B

B. Abbreviation for base. Chemical symbol of boron.

Ba. Chemical symbol of barium.

Bab'bitt-met'al. An alloy of antimony, copper, and tin; used in machinery to minimize friction, and occasionally in dentistry.

Babès' stain (bah'bás) [Victor Babès, Roumanian bacteriologist, *1854.] A solution of safranin-O in 2 per cent. aniline-water.

Babes-Ernst bod'ies (bah'bás-ernst) [Victor Babès; Paul Ernst, German pathologist, *1859.] Metachromatic particles in spore-bearing bacteria.

Babesia [Victor Babès.] A genus of hemosporidia, pathogenic in cattle, dogs, and other animals, believed to be transmitted always by ticks. **B. bo'vis**, the pathogenic organism of Texas cattle fever, transmitted by a tick. **B. ca'nis**, a species pathogenic for dogs. **B. hom'inis**, supposed by some to be the pathogenic organism of Rocky Mountain tick fever.

Babinski's meth'od (bá-bin'skt, Fr. bá-ban-ské') [J. Babinski, Parisian neurologist, *1857.] A method of eliciting the Achilles tendon reflex, the tendon being tapped while the patient kneels on a chair. **B.'s phenom'enon** or **reflex**, (1) extension instead of the normal flexion, of the toes following tickling of the sole; usually associated with organic disease of the pyramidal tracts; (2) inverted radial reflex.* **B.'s syn'drome**, lightning pains, abolished patellar reflex, contraction of the pupil and absence of the light reflex, with aneurysm, indications of tabes of parasyphilitic origin.

ba'by. An infant, a newborn child, a child yet unable to walk. **blue b.**, a cyanotic newborn child, there being usually persistence of the foramen ovale of the heart.

bacc'ate [L. *bacca*, berry.] Berry-like.

Baccelli's meth'od (baht-chel'le) [Guido Baccelli, Roman physician, *1832.] Treatment of tetanus by daily subcutaneous injections of 0.3 (5 gr.) of phenic acid. **B.'s sign**, good conduction of the whisper in non-purulent pleural effusions.

bacciform (bak'se-form) [L. *bacca*, berry, + *forma*, form.] Of berry shape; coccal.

bacill'e'mia. Bacillemia.

bacillar, bacillary (bas'il-ar, bas'il-a-ri). Relating to or caused by bacilli.

bacille'mia [*bacillus* + G. *haima*, blood.] The presence of bacilli in the circulating blood; bacillary bacteriemia.

bacill'i-car'rier. A person in apparent health whose tissues or secretions contain pathogenic bacteria, such as those of typhoid fever or diphtheria.

bacill'ic'id'al [*bacillus* + L. *cadere*, to kill.] Destructive to bacilli.

bacillicide (bá-sil'i-tíd). An agent destructive to bacilli.

bacill'iculture. 1. The cultivation of bacilli. 2. A culture containing bacilli.

bacill'iform [L. *bacillus*, a rod, + *forma*, form.] Rod-shaped. Shaped like or resembling in other ways a bacillus.

bacill'ium. A homeopathic nosode prepared from tuberculous lung tissue.

bacillip'arous [L. *parere*, to produce.] Producing bacilli, bacillogenic.

bacillogen'ic, bacillogenous (bá-sil-oj'en-us) [G. *gennaō*, I produce.] 1. Bacilliparous. 2. Of bacillary origin.

bacillo'l (bas'il-ol). Trade name of an antiseptic preparation from tar, containing cresol.

bacillophobia (bas-il'o-fó-be-ah) [*bacillus* + G. *phobos*, fear.] An unreasoning and exaggerated fear of bacilli or of microorganisms in general.

bacillo'nis. A general infection with bacilli.

bacillu'ria. [G. *ouron*, urine.] The passage of urine containing bacilli.

bacil'us, pl. bacil'li, [L. dim. of *baculus*, a rod]

1. In anatomy, a rod-shaped structure, as the rods in the layer of rods and cones of the retina.

2. In pharmacy, pencil, a remedy, usually for external use, moulded into a cylindrical form.

3. A member of the genus *Bacillus*.* used often also as a term for any bacterium. **acid-fast b.**, one of a group, including *B. tuberculosis* and *B. lepra*, which are not decolorized, after staining, by treatment with acids. **Afanas'sieff's b.**, one found in certain cases in the sputum in whooping-cough. **an'im'al b.**, a b. developing in the tissues or fluids of a living animal, as distinguished from one growing in a culture. **Bang's b., B. abortus.**

Bordet-Gengou b., a minute ovoid b. with deeply staining poles, found in the sputum in pertussis.

com'm'a b., Spirillum cholera asiatica. Czapliewski's b., pole bacterium.* **Dan'ysz b.**, a microorganism isolated in cases of disease in field-mice and found to be extremely pathogenic for rats, inducing in them a rapidly fatal disease, but apparently harmless to man. **Ducrey's b.**, an organism thought to be specific in chancre.

E'berth's b., B. typhosus. **Fink'ler-Pri'or b.**, an organism resembling the comma bacillus, found in certain cases of cholera nostras. **Flex'ner's b.**, a variety of *B. dysenteriae*.

Fried'länder's b., B. pneumonia. **Gaert'ner's b., B. enteritidis.** **gas b., B. aerogenes.** **grass b., hay b.**

Guillebeau's b., an organism found in cases of udder disease in cattle with the giving of ropy milk. **Han'sen's b., B. lepra.** **Ha'velburg's b.**, a b. found in the stomach contents in cases of yellow fever, and thought at one time to be pathogenic of that disease. **hay b., B. subtilis.** **Hoff'man's b., B. pseudodiphthericus.** **Kitasa'to's b., B. pestis.**

hog-chol'era b., B. suispestifer. **Klebs-Loeff'ler b., B. diphtheria.** **Koch's b., (1) B. tuberculosis; (2) Spirillum cholera asiatica.** **Koch-Weeks b.**, a small, slender, non-motile, gram-negative organism, the cause of acute contagious conjunctivitis, or pink-eye. **Kop'lik's b.**, a microorganism found in the sputum in certain cases of whooping-cough. **lact'ic-acid b.**, one of a number of bacilli, transforming lactose and other sugars into lactic acid; **B. bulgaricus** is one of the most important of these. **Loeff'ler's b., B. diphtheria.** **Lust'garten's b.**, a microorganism isolated in many cases of syphilis and formerly regarded as possibly pathogenic of that disease. **Mansol' b., B. bulgaricus.** **Miller b.**, a form found in carious tooth cavities. **Mo'rax-Ar'enfeld b.**, a short thick b., occurring usually in pairs, said to be

pathogenic in certain mild forms of conjunctivitis. *sur Medd'en's* b., a small, sometimes slightly curved b., found in certain cases of corneal ulceration. *Nicolaï'er's* b., *B. tetani*. *Opp'ler-Bo'as* b., a streptobacillus found in the gastric secretions in certain cases of cancer of the stomach. *paraco'lon* b., a microorganism resembling the colon and the typhoid bacilli and believed to cause one of the forms of paratyphoid fever. *paratyphoid* b., a microorganism resembling the paracolon b., but causing a distinct form of paratyphoid fever; there are two, and possibly more, apparently distinct varieties of this bacillus. *Pérez* b., *Coccobacillus fatidus nasi*, the supposed pathogenic organism of ozena. *Pfeiff'er's* b., *B. influen'sæ*. *plague* b., *B. pestis*. *pole* b., pole bacterium.* *pseu'dodiphtheria* b., *B. hoffmanni*. *Ro'senbach's* b., *B. saprogenes*. *Sanarell'i's* b., *B. icteroides*. *Scheur'lein's* b., a microorganism found in cancer of the breast and also in non-malignant tumors; not pathogenic. *Shi'ga's* b., *B. dysenteria*. *Stern'berg's* b., (1) *Micrococcus lanceolatus*; (2) *Bacillus X. swine-plague* b., *B. suispesticus*. *Vin'cent's* b., *Spirochaeta angina vincenti*, *B. fusiformis*. *Week's* b., *Koch-Weeks* b., *Welsh's* b., *B. aerogenes capsulatus*. *y. b.*, *Bacillus y.* *Yer'sin's* b., *B. pestis*. *Yzquier'do's* b., the specific b. of Carrion's disease.

Bacillus. A genus of schizomycetes or bacteria, of a generally rod-shaped or elongated form, varying, however, considerably in shape and size; they divide transversely and may therefore be found in threads or chains of greater or lesser length. *B. abortus*, Bang's bacillus, the pathogenic microorganism of infectious abortion, a disease occurring in cows and occasionally in women. *B. aceti'cus*, causes the change of alcohol into acetic acid. *B. ac'idi lac'tici*, one of several bacilli transforming the lactose in milk into lactic acid. *B. acidoph'itus*, a lactic-acid b., allied to or identical with *B. bulgaricus*. *B. acnes*, a short, plump, gram-positive b. found by Unna in comedones and acne lesions. *B. atro'genes capsula'tus*, a non-motile, non-flagellated, gram-positive, gas-forming b.; causes subcutaneous emphysema, and after death bubbles of inflammatory gas are found in the organs. *B. al'vei* [*L. alveus*, beehive], causes foulbrood in bees. *B. amylobac'ter* [*G. amylo'n*, starch, + *bakterion*, so called because in certain media it gives a blue color like the reaction of iodine on starch], *B. butyricus*. *B. anthrac'is*, a non-motile, gram-positive organism, with a tendency to streptobacillary forms; the specific cause of anthrax. *B. anthrac'is symptoma'tici*, *B. carbonis*, a motile, flagellated, gram-negative b., the specific cause of symptomatic anthrax. *B. botuli'nus*, an anaerobic b. discovered by Van Ermengem in a ham which was the cause of a number of cases of meat poisoning. *B. breslavi'ensis*, found in tainted meat in several outbreaks of food poisoning in Breslau. *B. bulgar'icus*, Massol's b., a lactic acid b., gram-positive in young cultures, usually negative in old ones. *B. butyr'icus*, *Clostridium butyricum*, forms butyric acid from carbohydrates. *B. capsula'tus mucosus*, *B. pneumoniae*. *B. carbo'nis*, *B. anthracis symptomatici*. *B. cavi'da* [*L. cavia*, guinea-pig, + *cedere*, to kill], a b. found in human feces, which is fatal to guinea-pigs. *B. colubiform'ans*, a non-motile b. found in meat which had been the cause of an extensive outbreak of food poisoning. *B. chol'erae gallina'rum*,

a non-motile, gram-negative b., described by Perroncito in 1878, the specific cause of chicken cholera. *B. co'li commu'nior*, a variety of *B. coli communis* from which it differs in several cultural peculiarities. *B. co'li commu'nis*, a motile, flagellated, gram-negative organism, normally present in the intestine; it is believed to be usually non-pathogenic, but readily becomes virulent and may invade the blood and tissues outside of the intestine. *B. cory'zæ segmento'sus*, *B. septus*. *B. cuniculi'da* [*L. cuniculus*, rabbit, + *cedere*, to kill], the b. of rabbit-septicemia. *B. cyanog'enes* [*G. kyanos*, blue, + *gennaō*, I produce], blue-milk b., causes a blue coloration in milk. *B. diphthe'riae*, Klebs-Loeffler b., discovered by Klebs in 1883 and isolated and cultivated by Loeffler in 1884; the specific cause of diphtheria. *B. ducrey'i*, a b. occurring in chains (streptobacillus), described by Ducrey as the specific cause of chancroid. *B. dysente'riae*, a motile, flagellated, gram-negative organism, described by Shiga as the specific cause of bacillary dysentery. *B. dyso'des* [*G. dysōdēs*, bad smelling], causes a peculiar fermentation in bread, rendering it inedible. *B. emphysemato'sus*, a b. causing gas-phlegmon. *B. enterit'idis*, found in meat which had been the cause of extensive poisoning, and also in the spleen in one fatal case in man. *B. fæca'lis alkali'genes*, an alkali-forming b. in the intestine, closely resembling the typhoid b. *B. figu'rans* [so called because its plate cultures form complicated figures], *B. proteus vulgaris*. *B. fluores'cens*, causes a fluorescence in fluids containing it. *B. friedebergen'sis*, found in sausage meat which had caused an outbreak of meat poisoning. *B. fusiform'is*, the cause of Vincent's angina. *B. gastroph'itus*, Boas-Oppler b., a lactic-acid b., said to be found in the stomach in cases of cancer only. *B. grave'olens* [*L. gravis*, noisome, + *olere*, to smell], the supposed cause of bromidrosis. *B. hoffmann'i*, *B. pseudodiphthericus*. *B. ictero'des*, *B. icteroi'des*, Sanarelli's b., at one time put forward as the cause of yellow fever. *B. in'dicus*, a b. found by Koch in the stomach of an ape; its cultures have a red color. *B. infan'tilis*, a spore-forming organism isolated from the feces in certain cases of infantilis of the Herter type. *B. influen'zæ*; Pfeiffer's b., a very minute, non-motile, gram-negative organism, the specific cause of influenza, discovered by Pfeiffer in 1892. *B. lactimor'bi* [*L. lac(lact-)*, milk, + *morbis*, disease], an organism somewhat resembling the tetanus bacillus, found in milk-sickness in cattle. *B. lep'tæ*, a non-motile, acid-fast, gram-negative organism, the specific cause of leprosy, discovered by Hansen in 1871. *B. lev'ans* [*L. levare*, to raise (leaven)], a carbonic-acid-producing b. found in sour dough. *B. mal'lei*, a curved b. thicker and shorter than the tubercle b.; the cause of glanders, discovered by Loeffler and Schütz in 1882. *B. meliten'sis*, the specific microorganism of Malta fever, discovered by Bruce. *B. mesenter'icus*, a b. the potato culture of which presents numerous folds on the surface, resembling the mesentery. *B. morbill'icans bo'vi*, found in cattle sick with puerperal paralysis, chronic pyemia, and perforative peritonitis. *B. moree'le*, an organism very like *B. enterit'idis*. *B. multipedi'culus*, one forming on potato colonies with many projecting lines, resembling an insect. *B. murisept'icus* [*L. mus(mur-)*, mouse, + *septicus*, putrefactive], a minute, non-motile, gram-positive organism, pathogenic for mice, similar to, if not identical

with, *B. rhusiopathiae suis*. *B. mycolides*, a b. the colonies of which in solid transparent media resemble mould. *B. neapolitanus*, *B. coli communis*; it was first obtained by Emmerich from the bodies of men dead of cholera in Naples, and erroneously regarded by him as the pathogenic agent of the disease. *B. necrophorus*, *B. necroseus*, a long b. causing necrotic and gangrenous inflammation in many experiment animals; *Streptothrix cuniculi*. *B. oedematis maligni*, a motile, flagellated, gram-negative b., the specific cause of malignant edema. *B. pestis* a pleomorphic coccobacillus, often occurring in chains and sometimes encapsulated, the specific cause of bubonic plague. *B. plurisepticus*, a collective term for the pathogenic agents of hemorrhagic septicemia. *B. pneumonise*, Friedländer's b., pneumobacillus; an encapsulated non-motile, gram-negative, short b. found in cases of pneumonia, but not regarded as pathogenic for that disease. *B. prodigiosus*, an organism frequently present on food, but apparently not pathogenic; its toxin mixed with that of the erysipelas streptococcus constitutes Coley's* fluid. *B. proteus capsulatus* [*G. Proteus*, a sea-god who had the power to change his form], a usually harmless intestinal parasite, but capable of becoming virulent under certain conditions. *B. proteus hominis*, an intestinal b., usually a harmless parasite, but sometimes pathogenic. *B. proteus mirabilis* [*L. mirabilis*, wonderful], a motile, flagellated, gram-negative, pleomorphic b., resembling *B. proteus vulgaris*, and usually associated with it. *B. proteus vulgaris* [*L. vulgaris*, common], a motile, flagellated, gram-negative, pleomorphic organism, found in decomposing animal matter and in the tissues after death. *B. proteus zenkeri*, a motile organism, closely resembling *B. proteus vulgaris*, and usually associated with it. *B. pseudodiphthericus*, Hoffmann's b., an organism resembling the *B. diphtheria*, but probably not pathogenic. *B. pseudotuberculosis roden-tium*, a coarse, non-motile, gram-negative b., producing no spores, found in pseudotuberculosis of various rodents. *B. psittacosis*, a short, thick, motile, gram-negative organism, the cause of psittacosis. *B. pyocyaneus* [*G. pyon*, pus, + *kyanos*, blue], blue pus b., a motile, flagellated, gram-negative b., pathogenic for small animals and sometimes for man; it causes a bluish or greenish coloration of pus. *B. pyogenes* [*G. pyon*, pus, + *gennao*, I produce], is found in ichorous pus; regarded by some as identical with, or nearly related to, *B. coli communis*. *B. rhinoscleromatis*, a short capsulated organism, somewhat resembling Friedländer's b., discovered by Fritsch in 1882. *B. rhusiopathiae suis* [*G. rhusios*, reddish, + *pathos*, suffering; *L. sus*(*suis*), hog; Fr. *rouget du porc*, swine erysipelas], a b. nearly if not quite identical with *B. murisepticus*, found in swine erysipelas. *B. sapro-genes* [*G. sapros*, putrid, + *gennao*, I produce], a form which has been isolated from the sweat of the feet in bromidrosis. *B. satellitis*, an organism believed by Molikoff to be the cause of the intestinal ulceration in typhoid fever. *B. septus*, *B. coryza segmentosus*, one of the microorganisms of a "cold"; it is believed to cause a mild pharyngitis, torticollis, and "muscular rheumatism," rather than a coryza. *B. smegmatis*, an organism found in smegma from the genitals of man and animals, in general resembling morphologically *B. tuberculosis*. *B. subtilis*, hay b., a motile non-pathogenic b.,

found in the dust of hay. *B. suispestifer* [*L. sus*(*sui*), pig, + *pestis*, pest, + *ferre*, to carry], a motile, flagellated, gram-negative organism, formerly regarded as the specific cause of hog cholera. *B. suisepiticus* [*L. sus*(*sui*), hog, + *G. septicus*, putrefying], a non-motile, non-flagellated, gram-negative organism, the b. of swine-plague. *B. tetani*, a motile, gram-positive b. with a large spore at one end, the specific cause of tetanus; it was isolated by Nicolaier in 1881. *B. tuberculo-sis*, tubercle b., Koch's b., a non motile, acid-fast organism, often branching, belonging probably to the higher bacteria, resembling actinomyces, and not truly a bacillus: the specific cause of tuberculosis, first accurately described by Robert Koch in 1882. *B. tuberculo-sis avi-um*, the b. of bird tuberculosis, probably a variety of the b. of human tuberculosis, though possibly a distinct species. *B. tuberculo-sis bo-vis*, the specific cause of bovine tuberculosis; whether it is identical with the b. of human tuberculosis is as yet undetermined. *B. typhi abdomina-lis*, *B. typhosus*. *B. typhi mu-rium*, a motile, flagellated, gram-negative organism, resembling the typhoid b., pathogenic for mice, which almost invariably die when infected. *B. typhosus*, Eberth's b., a motile, flagellated, gram-negative organism, the specific cause of typhoid fever. *B. ureae*, converts urea into ammonia. *B. x*, an organism found by Sternberg in a number of cases of yellow fever, and claimed by him to be the same as *B. icteroides* of Sanarelli. *B. y*, an organism found by His and Russel in certain cases of dysentery; it is very similar in morphology and reaction to the Flexner bacillus.

back-raking. In veterinary medicine, the removal of impacted feces from the rectum.

back-sinew (bak'sin-u). Back tendon.*

BaCl₂. Barium chloride.

bacteremia. Bacteriemia.

bacteria. Plural of *bacterium*.

Bacteriae. A family of *Schizomycetes*, including rod-shaped forms without a sheath; the genera are *Bacterium*, *Bacillus*, and *Pseudomonas*.

bacterial. Relating to bacteria.

bacteria-carrier. Bacilli-carrier.

bactericidal [*L. cadere*, to kill.] Causing the death of bacteria.

bactericide [*bacterium* + *L. cadere*, to kill.] An agent which destroys bacteria. **specific b.**, the active substance in a bacteriolytic immune serum destructive to one bacterial species.

bacteriemia, **bacterisemia** (bak-ter-i-e'mi-ah) [*bacteria* + *G. haima*, blood.] The presence of living bacteria in the circulating blood.

bacteriform [*bacterium* + *L. forma*, form.] Of bacterial form; bacterioid.

bacterina'tion. Treatment by means of bacterines or bacterial vaccines.

bacterine (bak'ter-en). A bacterial vaccine employed in opsonic therapy. **auto-genous b.**, a b. made from cultures of the pathogenic bacteria taken from the patient under treatment. **par'sonal b.**, autogenous b. **stock b.**, a b. made from cultures of the same species of bacteria as those causing the disease to be treated, but not obtained from the patient himself.

bacteriofluorescin (bak-te'r-i-o-flu-o-res'in). A fluorescent material produced by the action of *Bacillus fluorescens* or other bacterial forms.

bacteriogen'ic [*bacterium* + *G. -gens*, producing.] Of bacterial origin.

bacteriogen'ous (bak-te'r-i-o'en-us). 1. Producing bacteria. 2. Of bacterial origin or causation.

bacte^oriohemagglu^{ti}nin. A hemagglutinin formed by bacterial action.

bacte^oriohemo^lysin. An hemolysin formed by bacterial action.

bacte^orioid [G. *eidōs*, resemblance.] Bacteriform, resembling bacteria in form or in action.

bacteriological (bak-te-ri-o-loj'i-kal). Relating to bacteriology.

bacteriol^ogist. Microbotanist; one who pursues the science of bacteriology.

bacteriol^ogy [*bacteria* + G. *-logia*.] The branch of science which has to do with the study of unicellular vegetable organisms and with their relation to medicine, agriculture, and the arts.

bacteriol^oysin. A specific immune body causing the solution of bacteria when combined with complement.

bacteriol^oysis [*bacterium* + G. *lysis*, solution.] The destruction of bacteria by means usually of a specific antibody.

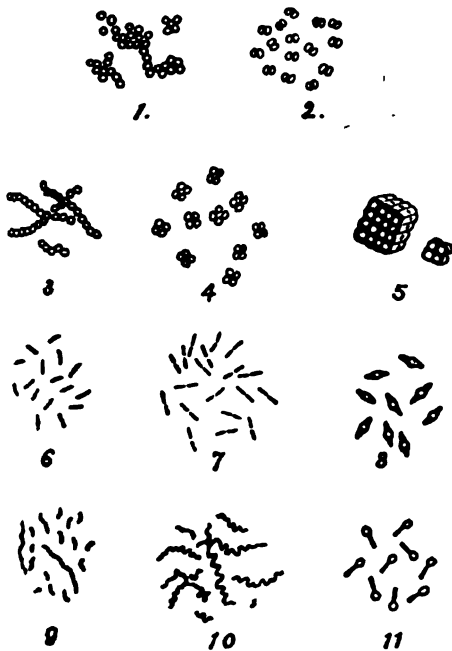


FIGURE OF BACTERIA: 1. Staphylococcus; 2. diplococcus; 3. streptococcus; 4. tetrad; 5. sarcina; 6. bacillus; 7. diplobacillus; 8. clostridium forms with central spores; 9. spirilla (comma bacilli and spirals); 10. spirochetes; 11. bacilli with end spores (tetanus).

bacteriol^oytic. Relating to bacteriolysis; possessing a solvent action on bacteria.

bacteriol^oysis. To cause the digestion or solution of bacteria.

bacteriopathol^ogy. Pathology as it relates to the morbid effects of bacteria or their toxins.

bacteriopho^bia [*bacterium* + G. *phobos*, fear.] An exaggerated and morbid fear of bacteria and of microbes in general.

bacteriopl^oasmin. A plasmin found in the bodies of bacteria.

bacteriopro^otein (bak-te-ri-o-pro^o-te-in). One of the albuminous substances, or proteins, in the bodies of bacteria; they vary in character and properties, some being thermostable, others not.

bacteriops^oonin. An opsonin acting upon bacteria, as distinguished from a hemopsonin which affects red blood corpuscles.

bacteriopur^opurin. A purple coloring matter found in the bodies of certain of the sulphur bacteria, and supposed to have the same function as chlorophyll as regards the absorption of carbon dioxide.

bacte^orioscop^oic. Relating to bacterioscopy.

bacterios^ocopy [*bacterium* + G. *skopō*, I examine.]

The study of bacteria by means of the microscope.

bacterio^osis. A morbid state caused by a vegetable microparasite; a generalized bacterial infection.

bacteriother^oapy [G. *therapeia*, treatment of disease.]

Treatment of disease by means of bacteria or their products.

bacte^oriotox^oin. A specific substance injurious to bacteria, usually a bacteriolysin.

bacteriotrop^oic [*bacterium* + G. *trōpē*, a turning.]

Attracted toward bacteria; causing to be attracted to bacteria, said of the action of opsonins upon phagocytes. **b. substance**, same as *opsonin*.

bacteriot^oropin [*bacterium* + G. *trōpē*, a turning.]

A constituent of the blood, usually a specific antibody, which renders bacteria more amenable to phagocytosis; possibly the same as opsonin.

bacte^orium, pl. *bacteria* [G. *baktērion*, dim. of *baktērōn*, a staff.]

Any unicellular vegetable microorganism, microphyte, especially one of the schizomycetes or fission fungi. **endoter^oic b.**, one which forms an endotoxin. **exoter^oic b.**, a b. which secretes an exotoxin. **ni^otrifying b.**, a microorganism which oxidizes ammonia to nitrous or nitric acid, or draws the nitrogen from the air and fixes it in the soil where it can be appropriated by growing plants. **pole b.**, a rod-shaped form which stains deeply at each extremity, found in certain cases of whooping-cough; called also Czajewski's bacillus. **rod b.**, bacillus, one of the *Bacteriaceae*. **round b.**, coccus, one of the *Coccaceae*. **spir^oal b.**, spirillum, one of the *Spirillaceae*. **sul^ophur b.**, a microorganism found in sulphur water, usually one of the *Beggiatoa*; these bacteria are frequently colored, owing to the presence of bacteriopurpurin.

CLASSIFICATION OF BACTERIA.

The classification of bacteria presents unusual difficulties, owing to their minute size, their simple structure, and the present impossibility of differentiating some of their forms, especially the *Spirillaceae*, from protozoan organisms. The following classification, the one most generally accepted, is that of Migula, proposed in 1897. The families are denoted by black type, the genera by italics.

Coccaceae. Spherical forms, with division in one to three planes, forming two to eight daughter cells.

Streptococcus, cocci without flagella, dividing in one plane, often remaining connected so as to form beaded chains.

Micrococcus, without flagella, dividing in two planes; when remaining connected, after fission, they form grape-like clusters (*Staphylococci*).

Sarcina, without flagella, dividing in three planes, usually remaining connected to form cubical packets.

Planococcus, possessing flagella, dividing in two planes, sometimes remaining connected to form sheets.

Planosarcina, possessing flagella, dividing in three planes.

Bacteriaceae. Elongated straight cells, dividing in the transverse plane only.

Bacterium, without flagella, sometimes with endospores.

Bacillus, with flagella and sometimes endospores.

Pseudomonas, with polar flagella, seldom with endospores.

Spirillaceae. Cells forming spirals or parts of spirals, dividing in the transverse plane only.

Spiriosoma, inflexible cells without organs of locomotion.

Microspira, inflexible cells with from one to three polar flagella.

Spirillum, inflexible cells with from five to twenty curved polar flagella forming tufts.

Spirochaeta, flexible undulating cells without flagella, but possibly a lateral undulating membrane.

Chlamydobacteriaceæ. Cells of different forms, united in branched or unbranched chains, and provided with capsules, or envelopes.

Streptothrix, elongated cells in non-branching chains, division in one plane only; reproducing by non-motile conidia.

Cladotrix, branching chains, dividing in one plane only, motile reproductive cells (zoogonidia) with polar flagella.

Crenothrix, unbranched chains, dividing in three planes forming rounded daughter cells.

Phragmidiothrix, cells first unbranched, with very delicate sheath, dividing in three planes, and sometimes branching later.

Thiothrix, unbranched, non-motile threads, containing sulphur granules, dividing in one plane only.

Beggiatoaceæ. Cells without capsules, joined in unbranched threads, provided with an undulating membrane.

Beggiatoa, cells with the characteristics of the family, containing sulphur granules.

Zopf's classification, which is similar to that of Migula, is as follows:

Cocccæ: *Streptococcus*, *Merismopedia*, *Sarcina*, *Micrococcus*, *Ascococcus*.

Bacteriaceæ: *Bacterium*, *Spirillum*, *Vibrio*, *Leuconostoc*, *Bacillus*, *Clostridium*.

Leptotrichæ: *Crenothrix*, *Beggiatoa*, *Phragmidiothrix*, *Leptothrix*.

Cladotrichæ: *Cladotrix*.

Orla Jensen's classification is based upon the nutritive characteristics. In this the bacteria are grouped according as they are (1) autotrophic, *i.e.*, able to form protein and carbohydrates from inorganic carbon and nitrogen; (2) semi-autotrophic, *i.e.*, require organic carbon compounds, but able to form protein from inorganic nitrogen; or (3) heterotrophic, *i.e.*, requiring for nourishment organic compounds of both carbon and nitrogen.

Bacte'rium [G. *baktérion*, dim. of *bakttron*, a staff.]

A genus of *Bacteriaceæ*, including ellipsoidal or rod-shaped, non-flagellated forms which often unite in zoogloea masses. **B. anthroposep'ticum**, a short ovoid rod, with rounded ends staining more deeply than the center, found in a case of acute osteomyelitis with subsequent septicæmia. **B. coli**, *Bacillus coli communis*. **B. glischrog-enum** [G. *glischros*, gluey, + *genmaō*, I produce], an organism causing urine to become viscid. **B. lac'tis aëro'genes** [G. *aër*, air, + *-genes*, producing], an organism in the intestine of nurslings, producing lactic and acetic acids. **B. lac'tis cyanog'enes** [G. *kyanos*, blue, + *-genes*, producing], gives to contaminated milk a bluish coloration. **B. lac'tis erythrog'enes** [G. *erythros*, red, + *-genes*, producing], produces a reddish color in milk. **B. pneumo'niae**, (1) pneumococcus; (2) pneumobacillus. **B. synxanthum** (sin-zan'thum) [G. *syn*, together with, + *xanthos*, yellow], produces a yellow color in milk. **B. ter'mo** [G. *termōn*, end (of life)], a collective term applied to a number of putrefactive bacteria. **B. vulga're**, *Bacillus proteus vulgaris*.

bacteriuria [G. *ouron*, urine.] The passage of bacteria in the urine.

bac'teroid. Bacterioid.

bacteru'ria. Bacteriuria.

bac'toform. Trade name of an alcohol soap solution containing formaldehyde.

Bactrid'ium. A term formerly used as a generic name for the immotile rod-shaped bacteria, now

called by some *Bacterium*, as distinguished from the motile *Bacillus*.

bacu'iform [L. *baculum*, a rod, + *forma*, form.] Rod-shaped.

Badal's operation (bā-dal') [Antoine Jules Badal, Bordeaux ophthalmologist, *1840.] Laceration of the infratrochlear nerve for the relief of pain in glaucoma.

Baden-Baden, Germany (bah'den). Muriated waters 112° F. to 154° F.; some twenty springs. Used by drinking and bathing in chronic gouty affections, chronic rheumatism, rheumatoid arthritis, conditions resulting from injuries to bones and joints, cutaneous, tuberculous, catarrhal affections, syphilis, anemia, renal troubles, disorders of the nervous system, chronic malaria, and other infections.

Baden, Austria (bah'den). Sulphurous waters, 80.6° to 96° F. Used by drinking and bathing in rheumatism, rheumatoid arthritis, chronic gouty, tuberculous, and cutaneous affections.

Bad Nau'heim. See *Nauheim*.

bael'-fruit (bel-fruit). *Belz fructus*, Bengal quince; the dried unripe fruit of *Egle marmelos*, a tree of northern India, possessing astringent and aromatic properties; employed in dysentery in doses of 3i-2 (4.0-8.0) of a fluidextract.

Baelz's disease' (bälts) [Erwin B. von Baelz, German physician, long resident in Tokio, 1845-1913.] Myxadenitis labialis.

Baer's cavity (bär) [Carl Ernst von Baer, Russian anatomist, 1792-1876.] The segmentation cavity of the blastula. B.'s ves'icle, the ovule.

Baerensprung's erythras'ma (bär'en-sprong). [F. G. F. von Baerensprung, German physician, 1822-1865.] Eczema marginatum of the thighs.

bag [A. S. *baelg*]. 1. A pouch, sac, receptacle. 2. The udder of a cow. 3. The scrotum (vulg.). **bag of waters**, the membranous sac containing the liquor amnii.

Bagnères-de-Bigorre, France (bā-nyer'de-be-gor'). Saline-sulphurous-ferruginous-arsenical waters, 72° F. to 120° F. Numerous springs. Used by drinking and bathing in rheumatism, tuberculosis, cutaneous disorders; affections of the respiratory system, intestines, and urinary organs, anemia, and diseases of women.

Bagnères-de-Luchon. See *Luchon*.

Bagnoles-de-l'Orne, France (bā-nyol-dé-lorn'). Saline-sulphurous-lithic-silicious-arsenical-chalybeate waters, 66° F. and 80° F. Used by drinking and bathing, in rheumatism, phlebitis, diseases of the digestive organs, tuberculosis, cutaneous diseases, neuroses, chlorosis, dyspepsia, congestion of the abdominal viscera, and women's diseases. June 1 to October 1.

Bailey Springs, Alabama. Alkaline-chalybeate waters; seven springs. Used in renal disease, dyspepsia, anemia, general debility, cutaneous diseases, and inflammatory ocular affections.

Baillarger's band (bi-yar-sha') [Jules Gabriel François Baillarger, French alienist, 1806-1891.] A thin lamina of white matter separating the gray substance of the cortex cerebri into two layers; called also the *outer* band of B., to distinguish it from another white layer, sometimes visible, separating the inner gray layer into two, and called the *inner* band of B. In the region of the calcarine fissure, the outer band is called the band of Vicq d'Azyr.

Baillie's pill (ba'le) [Matthew Baillie, English physician, 1761-1823.] Guy's* pill.

Ba'ker's cyst [William Morrant Baker, English surgeon, 1839-1896.] A collection of synovial

fluid which has escaped from a bursa and formed a new sac in the muscles or other tissues outside of the joint; seen in connection with osteoarthritis.

bal'ber's leg. Knock-knee, in-knee, genu* valgum.

bal'hola. A fungous growth on birch trees in Finland, a decoction of which is popularly used in cancer; it contains a principle resembling chrysarobin.

bal'ance [L. *bi-*, twice, + *lanx*, dish, scale.] 1. An apparatus for weighing; scales. 2. The normal state of action and reaction between two or more parts or organs of the body.

balan'ic [G. *balanos*, acorn, glans.] Relating to the glans penis or glans clitoridis.

bal'anism. The employment of a pessary or suppository.

balanitis (bal-an-i'(e)'tis) [G. *balanos*, acorn, glans, + *-itis*.] Inflammation of the glans penis or clitoridis. **b. circina'ta**, a form thought to be due to the presence of *Spirochaeta balanitidis*. **b. diab'etica**, a form due to the irritation of the saccharine urine in diabetes.

bal'anoelannorrh'e'a. Gonorrheal inflammation of the external surface of the glans penis.

balanocoele (bal'an-o-sél) [G. *balanos*, acorn, glans, + *kélē*, hernia.] Protrusion of the glans penis through a gangrenous opening in the prepuce.

balanoposthitis (bal'an-o-pos-thi'(the)'tis) [G. *balanos*, acorn, glans, + *posthē*, prepuce, + *-itis*.] Inflammation of the glans penis and overlying prepuce.

balanorrhagia (bal'an-o-raj'i'-ah) [G. *balanos*, acorn, glans, + *-rhagia*.] Hemorrhage from the glans penis.

Balanitid'ium [G. *balantidion*, dim. of *balantion*, a bag.] A genus of ciliated *Infusoria*. **B. coli**, *Paramecium coli*, a parasitic infusorian in the rectum of man and other vertebrates; whether it is pathogenic or not is disputed. **B. minu'tum**, a species smaller than the preceding, also parasitic in the human intestine.

Balbani's body' (bahl-be-ah'ne) [G. *Balbani*, Italian physician.] Vitelline body, a temporary spherical structure in the vitellus of the impregnated ovum, consisting of a central nodule surrounded by a zone of modified protoplasm; the yolk-nucleus or idiosome of the oocyte.

balbuties (bal-bu'shī-ēz) [L. *balbus*, stammering.] Stammering, stuttering.

bal'd [M E. *balled*.] Without hair over a greater or lesser portion of the scalp.

bal'dness. Absence of hair from a greater or lesser portion of the scalp; calvities, alopecia.

Baldy's opera'tion [John Montgomery Baldy, Philadelphia gynecologist, *1860.] An operation for retrodisplacement of the uterus, consisting in lancing the round ligaments through the perforated broad ligaments and attaching them to each other and to the back of the uterus.

bal'eri (bal-a-ree') [a Peuhl (African) term meaning wuth.] A trypanosomiasis of horses, asses, and dogs in the upper Niger valley in West Africa; the causal agent is *Trypanosoma pecaui*.

Balfour's disease' [George William Balfour, English physician, 1822-1903.] Chloroma.

ball. In veterinary medicine a large pill or bolus, about the size of a man's thumb, made with honey or molasses and linseed meal as the excipient.

Ball's opera'tion [Sir Charles Bent Ball, Dublin surgeon, *1851.] Division of the sensory nerve-trunks supplying the anus, for relief of pruritus ani.

ball-and-sock'et joint. Enarthrosis.

ballet-dancer's cramp (bal'a-dan'surz). An occupation neurosis, marked by paresis or myalgia, especially of the muscles of the calf, in ballet dancers.

Ballet's disease (bā-la'). [Gilbert Ballet, French ophthalmologist, *1853.] Ophthalmoplegia externa. **B.'s sign**, Paralysis of voluntary movements of the eyeball with preservation of the automatic movements, sometimes present in exophthalmic goiter and hysteria.

Ballingall's disease' (bal'ing-awl) [Sir George Ballingall, British military surgeon, 1780-1855.] Mycetoma.

ball'ing-iron. In veterinary medicine, a mouth-gag for use when giving a ball or during operations in the mouth.

ballistics (bā-lis'tiks). The science of the curves taken by projectiles.

ballistophobia (bal-is-to-fo'bi-ah) [G. *ballo*, I throw, + *phobos*, fear.] A morbid fear of missiles.

balloon'. To distend a cavity with air to facilitate its examination.

balloon'-sick'ness. 1. Pain in the back of the head and neck, dimness of vision, drowsiness, dyspnea, and a sense of extreme fatigue, occurring in aeronauts on reaching a height of 10,000 to 15,000 feet; a condition similar to mountain sickness and caused by the rarity of the atmosphere. 2. A condition similar to seasickness occurring at low altitudes, due to the swaying and irregular motion of the car.

ballottement (bā-lot-mon') [Fr. *balloter*, to toss up.] A method of diagnosis of pregnancy: with the tip of the forefinger in the vagina, a sharp tap is made against the lower segment of the uterus; the embryo, if present, is tossed upward, and if the finger is retained in place will presently be felt to strike against the wall of the uterus as it falls back.

Ball'ston Spa, New York, Saline-calcic-magnesian-ferruginous waters. Cathartic and tonic.

ball-throm'bus. An ante-mortem clot in the heart, not attached to the walls or valves of the organ.

balm (bahm) [L. *balsamum*.] 1. Balsam. 2. An ointment, especially a fragrant ointment. 3. A soothing application. **b. of Gil'ead**, (1) Mecca balsam, opobalsamum, an oleoresin from *Commiphora opobalsamum*, probably the myrrh of the Bible; (2) the balsam fir, the source of Canada balsam.

bal'mony. Snakehead, shellflower, bitter-herb, the dried herb *Chelone glabra*; laxative and anthelmintic, in doses of 3½-1 (2.0-4.0) of a fluid-extract.

Bal'ne's cough. A paroxysmal cough occurring when the patient lies down, noted in certain cases of obstruction in the nasopharynx.

balneog'raphy [L. *balneum*, bath, + G. *graphō*, I write.] A treatise on mineral springs and baths.

balneol'ogy [L. *balneum*, bath, + G. *-logia*.] The branch of medical science which treats of the constitution of natural mineral waters and their therapeutic employment, especially in the form of baths.

balneotherapeutics (bal'ne-o-ther-ā-pu'tiks) [L. *balneum*, bath, + G. *therapeutikos*, relating to healing.] Balneotherapy.

bal'neother'apy [L. *balneum*, bath, + G. *therapeia*, treatment.] The therapeutic application of baths.

bal'neum, pl. *bal'nea* [L.] A bath.

balop'ticon [G. *ballō*, I throw, cast, + *optikos*, relating to vision.] Projector, an instrument designed for the projection of the image of an opaque object on a screen.

balsam (bawl'sum) [G. *balsamon*; L. *balsamum*.] 1. A fragrant, resinous or thick, oily exudate from various trees and plants. 2. Balm, an aromatic ointment or other form of healing application to wounds. *b. of copai'ba*, copaiba. *b. of Mec'ca*, balm* of Gilead (1). *b. of Peru'*, balsamum peruvianum. *b. of sul'phur*, a solution of sulphur in olive oil. *b. of Tolu'*, balsamum toltanum. *Can'ada b.*, a liquid resin from the balsam-fir *Abies balsamea*, used for mounting histological specimens. *fri'ars' b.*, tinctura benzoini composita; balsamum traumaticum (N.F.) *gur'jun b.*, wood-oil, an oleoresin from *Dipterocarpus alatus*, a tree of India and other regions of southern Asia; employed in leprosy and in catarrhal troubles in doses of m10-30 (0.6-2.0). *Tur'lington's b.*, friars' b. *Wade's b.*, friars' b.

balsam'ic. 1. Relating to balsam. 2. Fragrant, aromatic.

Bal'samoden'dron africa'num [G. *balsamon*, balsam, + *dendron*, tree.] A tree yielding bdellium, an adulterant of myrrh. *B. myr'rha*, *Commiphora myrrha*, the source of the official myrrh.

bals'amum [L. *balsamum*; G. *balsamon*.] Balsam, balm. *b. america'num*, b. toltanum. *b. cana-den'se*, Canada balsam.* *b. copai'væ*, copaiba. *b. peruvia'num* (U.S. and Br.), balsam of Peru, a thick, dark brown liquid balsam obtained from *Tolusifera pereira*, used as a healing application to wounds. *b. tolu'tanum* (U.S. and Br.), balsam of Tolu, a yellowish brown soft mass, obtained from *Tolusifera balsamum*; employed as a stimulant expectorant, dose gr. 10-30 (0.6-2.0). *b. tran-qui'llans*, soothing balsam, a preparation of the French Codex somewhat similar in composition and effect to oleum hyoscyami compositum (N.F.). *b. traumati'cum* (N.F.), traumatic, Wade's, friars', or Turlington's balsam; benzoin 40, storax 12.8, balsam of Tolu 12.8, balsam of Peru 6.4, aloes 3.2, myrrh 3.2, angelica root 1.6, alcohol to make 400; employed in catarrhal conditions in doses of m15-30 (1.0-2.0) and by inhalation, and formerly used as an application to wounds. *b. vi'tæ Hoffman'ni*, mistura oleobalsamica (N.F.).

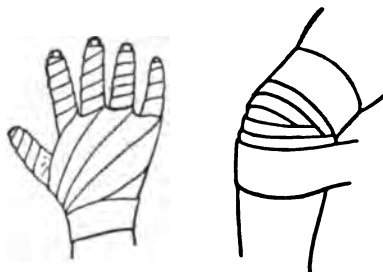
Balser's necro'sis (bahl'zer) [August Balser, German surgeon.] Pancreatitis with areas of gangrene and fat-necrosis, associated occasionally with fat-necrosis in the omentum and mesentery.

Bamberger's albuminu'ria (bahm'ber-ger) [Heinrich von Bamberger, Viennese physician, 1822-1888.] Hematogenous albuminuria occurring in anemia. *B.'s disease*, saltatory spasm. *B.'s sign*, (1) jugular pulse in tricuspid insufficiency; (2) allochiria; (3) dullness on percussion at the angle of the scapula, clearing up as the patient leans forward, indicating pericarditis with effusion. *B.'s type*, pulmonary osteoarthropathy with drumstick deformity of the fingers and painful thickening of the long bones.

banana (bā-nah'-nah) [Sp.] The edible fruit of *Musa sapientum*, a tropical plant; it contains a large quantity of starch and about 3 per cent. of albuminoids.

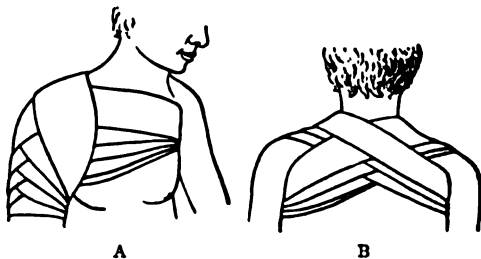
band. 1. Any appliance or part of an apparatus that encircles or binds the body or a limb. 2. Any ribbon-shaped or cord-like anatomical structure that encircles or binds another structure or that connects two or more parts; fascia. *anogen'ital b.*, the first indication of the perineum in the embryo. *atrioventric'ular b.*,

auric'uloven'tric'ular b., His's band or bundle. *atrioventric'ular bundle.* bell'y b.*, a strip of flannel or other material encircling the abdomen *den'tate b.*, fascia dentata. *horn'y b.*, Tarinus's band. *mod'erator b.*, Reil's* band.



BANDAGES: A, gauntlet; B, figure-of-8 of the knee.

ban'dage. A piece of cloth or other material, of varying shape and size, applied to a limb or other part of the body, to make compression, prevent motion, retain surgical dressings, etc. See also cuts under *Barton*, *Sculler's*, and *Velpew*. *Barton's b.*, *Esmarch b.*, *Galen's b.*, etc., see the proper names. *cap'elline b.* [L. *capella*, a cap], a bandage covering the head or an amputation stump



BANDAGES: A, spica of the shoulder; B, figure-of-8 of the shoulders.

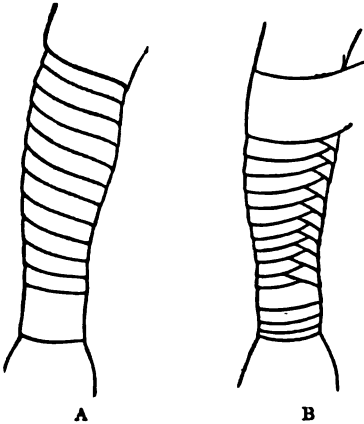
like a cap. *cir'cular b.*, one encircling a limb or the trunk. *elas'tic b.*, one of india rubber or webbing employed to make pressure on a limb or other part. *figure-of-8 b.*, a b. applied alternately to two parts, usually two segments of a



RECURRENT BANDAGE OF THE HEAD.

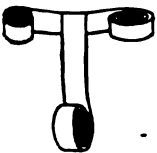
limb above and below the joint, in such a way that the turns describe the figure 8. *ham'mock b.*, a b. for retaining dressings on the head; the dressings are covered by a wide gauze strip the ends of which are brought down over the ears and held while a narrow circular bandage is passed around the head, the ends are then turned up over the bandage and other turns are made

securing them firmly. **immov'able b.**, a b. of cloth impregnated with plaster-of-Paris, liquid glass, or the like, which hardens soon after its application. **oblique' b.**, one in which the successive turns proceed obliquely up or down the limb. **recur'ent b.**, (1) a spiral b. in which a second layer is formed by turns made in a direc-



SPIRAL BANDAGE: A, simple; B, reversed.

tion the reverse of the first; (2) a b. applied to the end of an amputation stump, the head, etc., overlapping strips being carried forward and backward, retained by a circular b. at each equatorial turn. **reverse' b.**, a spiral b. in which with each turn the strip of cloth is turned back on itself, so as to facilitate adjustment to the swelling por-



T-BANDAGE.

tion of a limb. **roll'er b.**, a strip of cheese-cloth or other material, of variable width, rolled into a compact cylinder so as to facilitate its application. **spi'ca b.** [L. *spica*, ear of grain], a figure-of-8 b. applied to the body and the first part of a limb, or to the hand and a finger, in which the successive strips overlap slightly, giving a fancied resemblance to an ear of wheat. **spi'ral b.**, an oblique b. encircling a limb, the successive turns overlapping those preceding by one-half or one-third. **suspen'sory b.**, a bag of silk or cotton for supporting the scrotum and testes. **T-b.**, a bandage of two strips of cloth attached at right angles, used for retaining dressings on the perineum, etc.

Bandl's ring [Ludwig Bandl, German obstetrician, 1842-1892.] Contraction ring.*

ban'dy-leg. Bow leg, genu* varum.

Band Hot Springs, Canada. Alkaline-carbonated-sulphureted waters, 114° F. and 195° F. Two springs. Used for drinking and bathing.

Bang's bacill'us [Bernhard L. F. Bang, Danish physician, *1848.] *Bacillus abortus*, an alleged pathogenic microorganism in puerperal fever in the cow. **B.'s meth'od,** segregation, instead of slaughter, of tuberculous cows; also removal of the calves of infected animals immediately after birth and feeding them with milk from healthy animals or with pasteurized milk.

Baño de San Pablo, Mexico (bahn'yo da sahn pab'lo) [Bath of St. Paul.] Alkaline-saline-carbonated waters. Used for bathing.

Baños en el Peñon, Mexico (bahn'yos en el pa-nyon') [Baths in the Rocky Mountain.] Alkaline-saline-carbonated waters, 114° F. Three springs. Rheumatism, gout, neuralgia, migraine, hepatic and gastroenteric affections, obesity, and diabetes.

bant [see banting.] To follow the banting system for the reduction of flesh.

Ban'ti's disease' [Guido Banti, Italian physician, contemporary.] An affection characterized by enlargement of the spleen, anemia, dyspnea, cirrhosis of the liver, and ascites.

bant'ing. Relating to William Banting, a London undertaker (1797-1878), who practised a system for reducing corpulency, recommended by William Harvey, and wrote a pamphlet in support of it; see *bantingism*.

ban'tingiam [see *banting*.] A dietary method of treating corpulency by living chiefly on lean meat, avoiding fats and carbohydrates.

bap'tin. A glucoside from baptisia.

baptis'm. Wild indigo, the root of *Baptisia tinctoria*, an herb of eastern and central North America; employed as a nerve stimulant in fevers, in doses of $\text{m}1-5$ (0.06-0.3) of a tincture, and locally in the form of decoction in aphthous stomatitis.

bap'tisin. A glucoside from baptisia, employed as a tonic and astringent in doses of gr. $\frac{1}{2}-3$ (0.03-0.2).

bar. One of the two convergent ridges on the ground surface of the hoof of a horse, united by the frog, and fused with the sole in front; *pars inflexa lateralis* and *pars inflexa medialis*.

bar (bahr) [G. *barys*, heavy.] Barye, a unit of pressure, representing one megadyne per square centimeter; as a unit of atmospheric pressure it is the equivalent of 29.53 mercury inches.

Bar's incision [Paul Bar, French obstetrician, contemporary.] An incision in the median line of the abdomen above the umbilicus, in cesarean section; longitudinal incision of the uterus from the fundus to Bandl's ring.

Bárdány's sign (bah'rah-ne) [Robert Bárdány, Viennese otologist, contemporary.] In cases of ear disease, in which the vestibule is healthy, injection into the external auditory canal of water below the body temperature (65° F. or lower) will cause rotary nystagmus toward the opposite side; when the injected fluid is above the body temperature (106° F. or higher) the nystagmus will be toward the injected side; if the labyrinth is diseased there is no nystagmus.

bar'ba [L.] 1. The beard. 2. A hair of the beard.

Barba'dos al'oes [Barbados, an island in the West Indies.] Aloe barbadense, see *aloes*. B. leg, elephantiasis.

barbaloin (bar-bal'o-in). Aloin prepared from Barbados aloes, used in the treatment of chronic constipation in doses of gr. $\frac{1}{2}-2$ (0.03-0.12).

bar'berry. Berberis.

bar'bers' itch. Sycosis vulgaris.

barbitu'ric acid. A dibasic acid identical with malonylurea.

barbone (bar-bo'na) [It. bearded.] A disease of cattle marked by high fever, depression, loss of appetite, inflammation of the mucous membrane of the mouth and tongue, dyspnea, and edematous tumefactions on face, neck, shoulders, abdomen, and legs. These swellings consist of a yellow gelatiniform exudate. Death may occur in a few hours and the mortality amounts to 40 or 50 per cent. The disease occurs in young animals in the summer season. Ovoid cocci are found in

the blood, saliva, milk, urine, and fetal blood. Barbore may be transmitted to the horse, ox, sheep, pig, guinea-pig, rabbit, pigeon, and turkey. Infection occurs through wounds of the skin, through the digestive mucous membrane, and through the pulmonary tissue.

barbula hirci [L. dim. of *barba*, beard; *hircus*, goat.] The hairs growing from the tragus, antitragus, and incisura intertragica at the opening of the external auditory meatus.

Bar'coo rot [*Barcoo*, a river in S. Australia.] A disease occurring in the interior of the southern part of Australia, characterized by emaciation and extensive desquamation. **B. vom'it**, attacks of nausea and vomiting accompanied by bulimia affecting those living in the interior of the southern part of Australia.

Bard's sign [Louis *Bard*, Swiss physician, *1857.] Increased rapidity of the oscillations, in organic nystagmus, when the patient follows with his eye the examiner's finger moved back and forth in a lateral direction.

bar'dane oil. A thick oil from burdock.

Bar'del's se'rum. An inorganic serum containing phenol 0.5, sodium chloride 1, sodium sulphate 2, and sodium phosphate 3, in water 100.

Bardinet's ligament (bar-de-na') [Barthélemy Alphonse *Bardinet*, French physician, 1809-1874.] The posterior band of the internal lateral ligament of the elbow.

Barèges, France (bá-rezh'). Saline-sulphurous waters, 45° F. to 105° F. Fifteen springs. Used by drinking and bathing, in chronic rheumatism, tuberculous affections, diseases of the bones and joints, old wounds, cutaneous diseases, syphilis, and certain local paralyses. June to September.

baregin (bar-ezh'in) [*Barèges*, in the waters of which it is found.] Glairin.

barethesiometer (bar'es-the'zi-om'e-tur) [G. *baros*, weight, + *aisthēsis*, sensation, + *metron*, measure.] An instrument for measuring the pressure sense.

Barfoed's test (bah'r-fēd) [Christen Thomsen *Barfoed*, Swedish physician, 1815-1889.] For dextrose: a solution of acetate of copper in acetic acid forms a precipitate when added to a solution containing dextrose.

Barger's Springs, W. Va. Waters heavily charged with sulphureted hydrogen, 58° F. Rheumatism, atonic dyspepsia, chronic cystitis, and general debility.

bar'ic. Relating to barium.

barill'a. Commercial sulphate and carbonate of sodium.

bar'ium. A metallic dyad element, symbol Ba, atomic weight 136.4, the oxide of which is an alkaline earth, baryta. **ba'rili chlo'ridum**, barium chloride, colorless lamellar crystals or a white crystalline powder; employed as a heart tonic and for varicose veins, in doses of gr. $\frac{1}{2}$ -1 (0.012-0.06). **ba'rili ox'idum**, barium oxide, baryta, BaO. **ba'rili sul'phidum**, barium sulphide, a grayish yellow powder, employed as a depilatory.

Barium Springs, N. C. Waters contain barium sulphate and chloride, iron, magnesia, etc. Syphilis, eczema, dyspepsia, gastric ulcer, and irritable conditions of the lymphatic system.

bark. 1. The envelope or covering of the roots, trunk, and branches of plants. 2. Cinchona. **calisa'ya b.**, yellow b., the dried bark of *Cinchona calisaya*. **cincho'na b.**, the dried bark of various species of *Cinchona*, the source of quinine and numerous other alkaloids. **crown b.**, pale b. **drug'gists' b.**, cinchona b., removed

from the trunk and dried in quills. **Huxham's tincture of b.**, tinctura cinchonae composita. **Jes'uits' b.**, cinchona. **Lor'a b.**, pale b. **mamm-fac'turers' b.**, cinchona b., broken and pressed flat to facilitate transportation. **mossed b.**, light colored cinchona b., the result of binding the trunk with paper, cloth, leaves, etc. **pale b.**, crown b., Loxa b., the dried b. of *Cinchona officinalis*. **Peru'vian b.**, cinchona. **red b.**, the dried bark of *Cinchona succirubra*; see cinchona rubra. **renewed b.**, cinchona b. which has been formed to cover portions of the tree previously denuded. **tincture of b.**, tinctura cinchonae. **yellow b.**, cinchona flava.

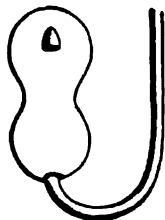
Barker's post-par'tum pill [Fordyce *Barker*, American obstetrician, 1817-1891.]

Pilula laxativa post partum (N.F.).

bar'ley. Hordeum. **pearl b.**, hordeum decorticutum.

Bar'low's disease' [Sir Thomas *Barlow*, London physician, *1845.] Infantile scurvy.*

Barnes's bag or dila'tor [Robert *Barnes*, London obstetrician, 1817-1907.] A dilatable, hour-glass-shaped, rubber bag, made in various sizes,



BARNES'S BAG.

used for dilating the cervix uteri. **B.'s curve**, a curve corresponding in general with Carus' curve, being the segment of a circle whose center is the promontory of the sacrum. **B.'s spec'ulum**, a form of vaginal speculum. **B.'s zone**, cervical zone, the lower fourth of the pregnant uterus, attachment of the placenta to any part of which may cause dangerous hemorrhage during childbirth.

bar'ograph [G. *baros*, weight, + *graphō*, I write.] A form of self-registering barometer.

barom'eter [G. *baros*, weight, + *metron*, measure.] An instrument for measuring the pressure of the atmosphere, either the variations of pressure in one locality determined by cyclonic and anticyclonic disturbances, or the diminution of pressure at elevations, thereby determining the height above sea-level. The older form is a column of mercury in a tube sealed at its upper end, the pressure of the air being measured by the height of the column of mercury. **an'eroid b.**, see aneroid. **self-reg'istering b.**, barograph.

baromet'rograph. Barograph.

bar'oscope [G. *baros*, weight, + *skopō*, I view.] An instrument for indicating, without accurately weighing, the variations of atmospheric pressure.

Baroe'ma [G. *barys*, heavy, + *osmē*, odor.] A genus of shrubs of the natural order *Rutaceae*, one species of which, *B. botulina*, furnishes butch.

barotax'is [G. *baros*, weight, + *taxis*, orderly arrangement.] Reaction of living protoplasm to pressure in any form.

barot'ropism [G. *baros*, weight, + *trōpē*, a turning.] Barotaxis.

bar'ren. Noting a woman who has borne no children by reason of sterility in herself.

Barrier's vac'uoles (bār-re-a') [François *Marguerite Barrier*, French physician, 1813-1870.] Peribronchitic abscesses.

Barth's her'nia [Jean Baptiste *Barth*, Strasburg physician, nineteenth century.] Engagement of a loop of intestine between a persistent vitelline duct and the abdominal wall.

Bartholin's duct (bar'to-lin) [Kaspar *Bartholin*, Copenhagen anatomist, 1655-1738.] Ductus major Rivini; an occasional large duct of the sub-

lingual salivary gland, running beside Wharton's duct and opening with it. **B.'s gland**, (1) glandula vestibularis major; (2) a division of the sublingual gland.

Bartholinitis (bar-to-lin-i'(e)'tis). Inflammation of a vulvovaginal gland.

Bartlett Springs, California. Alkaline-carbonated waters. Used by bathing in rheumatism, gout, dyspepsia, and chronic alcoholism.

Barton's bandage [John Rhea Barton, Philadelphia surgeon, 1794-1871.] A figure-of-8 bandage supporting the lower jaw below and anteriorly, employed in fracture. **B.'s fracture**, fracture of the lower articular extremity of the radius.

Baruch's sign (bar'ookh) [Simon Baruch, New York physician, *1840.] Persistence of an elevated rectal temperature after the patient has been for 15 minutes in a bath at 75° F., indicative of typhoid fever.

bar'ria [G. *barys*, heavy, + *owon*, urine.] A general increase in the solid constituents of the urine.

barye (bar'i) [G. *barys*, heavy.] Bar,* a unit of pressure.

barycoia (bar'e-e-koy'ah) [G. *baryēkoia*.] Deafness, hardness of hearing.

barygloss'ia [G. *barys*, heavy, + *glōssa*, tongue.] Baryglalia.

baryl'ia [G. *barys*, heavy, + *lalia*, speech.] Baryphonia (2), baryglossia; difficulty in speech.

baryma'zia [G. *barys*, heavy, + *mazos*, breast.] Hypertrophy of the breast.

baryph'onia [G. *barys*, heavy, + *phōnē*, voice.] 1. A deep voice. 2. Baryglalia.

bary'ta. [G. *barytēs*, weight.] Barium oxide, BaO; it is caustic, and forms poisonous salts with many acids.

baryth'mia [G. *barys*, heavy, + *thymos*, mind, disposition.] Depression of spirits.

bas'al. In a direction toward the base of any object or structure.

bas'al. 1. Relating to a base. 2. In dentistry, noting the floor of a cavity in the grinding surface of a tooth.

bascul'tion [Fr. *basculer*, to swing.] 1. The replacement of a retroverted uterus by a sort of seesaw movement. 2. Systolic recoil of the heart.

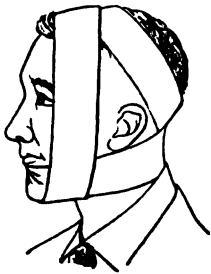
bas'ic [G. *basis*.] 1. The lower part or bottom; the part opposite the apex. 2. In pharmacy, the chief ingredient of a compound. 3. In chemistry an electropositive element or radical which unites with an acid to form a salt; a compound of hydroxyl which neutralizes an acid, taking the place in it of the hydrogen component, thereby forming a salt. 4. The support for the teeth in an artificial denture.

Randow's disease (bah'zeh-dawv) [Karl A. von Randow, German physician, 1799-1854.] Exophthalmic goiter.*

basement (bās'ment). Base. **b. mem'brane**, a very thin membrane beneath the epithelium of a mucous membrane and beneath the secreting glands opening on its surface.

bas-fond (bah-faw'n'). Fundus.

Bash'am's mixture [William Richard Basham, English physician, 1804-1877.] Liquor ferri et ammonii acetatis.



BARTON'S BANDAGE.

bas'ial. Relating to the basion.

basialveolar (ba-si'al-ve'o-lar). Relating to both basion and alveolar point, noting especially the *b. length*, or the shortest distance between these two points.

basiarachnitis, **basiarachnoiditis** (ba-se-ar-ak-ni'-(ne)'tis, ba-se-ar-ak-noy-di'(de)'tis). Inflammation of the arachnoid membrane at the base of the brain.

bas'ic. Relating to a base of any kind; basilar, basal; basylous.

basicaryoplastin (bas-i-kar'f-t-o-plas'tin) [G. *basis*, base, + *karyon*, kernel, nucleus, + *plastin*.] Basiparachromatin, the form of basiparaplastin which occurs in the nucleus.

basichromiole (bas-i-kro'mi-ōl) [G. *basis*, base, + *chrōma*, color.] One of the basophil granules entering into the composition of the caryomitome.

basicity (ba-sis'i-ti). 1. The valence or combining power of an acid, or the number of replaceable atoms of hydrogen in its molecule. 2. The quality of being basic.

basicra'nial. Relating to the base of the skull.

basicytoparaplastin (bas-i-si''to-par-ah-plas'tin) [G. *basis*, base, + *kytos*, cell, + *paraplastin*.] The form of basiparaplastin which occurs in the cytoplasm.

basid'iospore. A space formed by abstriction from a basidium.

basid'ium. A large spore-producing cell in some of the lower plant forms.

basifa'cial. Relating to the lower portion of the face.

basif'ugal [L. *basis*, base, + *fugere*, to flee.] In botany, acropetal, proceeding upward from the base, said of the growth of leaves.

basihy'al, **basihy'oid**. Relating to the base or body of the hyoid bone.

bas'ilar. Relating to a base, basal. **b. ang'le**, Broca's angle, see under *angle*. **b. ar'tery**, arteria basilaris. **b. bone**, basioccipital bone, the basilar process of the occipital bone which exists as an independent center of ossification up to about the fourth or fifth year. **b. mem'brane**, membrana basilaris. **b. meningi'tis**, meningitis, usually tuberculous, at the base of the brain. **b. process**, the anterior portion of the occipital bone. **b. si'nus**, sinus transversus. **b. vein**, vena basalis.

basilat'eral. Relating to the base and one or more sides of any part.

basilemm'a [G. *basis*, base, + *lemma*, rind.] Basement membrane.

basil'ic vein [G. *basilikos*, royal.] Vena basilica, vena mediana basilica.

basil'icon [G. *basilikos*, royal.] Ceratum resinae.

basil'ysis [G. *basis*, base, + *lysis*, a loosening.] Crushing the base of the skull of a fetus when delivery of a living child is impossible.

bas'ilyst [G. *basis*, base, + *lyō*, I break up.] An instrument for crushing and extracting the head after craniotomy.

bas'sin. 1. A circular dish, wider than deep, with sloping bottom. 2. The pelvis. 3. The third ventricle of the brain.

basinasal (ba'si-na'zal). Relating to the basion and the nasion, noting especially the *b. length*, or the shortest distance between the two points.

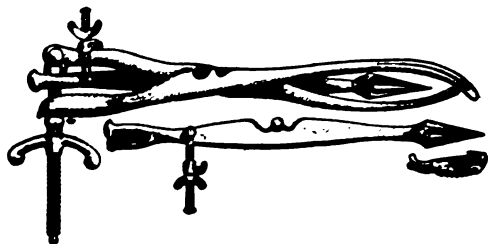
basina'sial. Basinasal.

basioccipital (bas'i-ok-sip'i-tal). Relating to the basilar process of the occipital bone. **b. bone**, basilar* bone.

basioGLOSSUS. The hyoid origin of the hyoglossus muscle.

ba'sion [*G. basis*, a base.] The middle point on the anterior margin of the foramen magnum, opposite the opisthion.

basiotribe (bas'i-o-trib) [*G. basis*, base, + *tribē*, I bruise.] An instrument like a forceps with central perforator, employed in craniotomy.



TARNIER'S BASIOTRIBE.

basiotrip'sy. Basilysis.

basiparachromatin (bas-i-par-ah-kro'ma-tin). Basicaryoplastin.

basiparaplastin (bas-i-par-ah-plas'tin). The basophil or amphobasophil form of paraplastin.

basip'etal [*L. basis*, base, + *petere*, to seek.] In a direction toward the base; in botany, noting a form of branching or leaf-formation in which the youngest members are near the base.

basipho'bia [*G. basis*, a stepping, + *phobos*, fear.] An insane fear of walking.

basirrh'nal. Relating to the base of the rhinencephalon.

ba'sis [*L. and G.*] Base, foundation. **b. cran'ial**, the base of the skull. **b. pedun'cul** [BNA], base of the peduncle, pedal portion or crista of the crus cerebri, the ventral portion of the pedunculus (crus) cerebri passing to the outer side of the optic thalamus and continuous with the internal capsule; its fibers descend from the cortex.

basisphenoid (bas-i-sfe'noyd). Relating to the base or body of the sphenoid bone; noting the independent center of ossification in the embryo which forms the posterior portion of the body of the sphenoid bone.

basyl'vian fis'sure. Vallecula Sylvii, the portion of the Sylvian fissure between the orbital surface of the frontal lobe and the temporal lobe.

basitem'poral. Relating to the lower part of the temporal region.

basivertebral (bas''-i-vur'te-bral). Relating to the body of a vertebra.

Basle (Basel) anatom'ical no'menclature. A list of Latin terms in anatomy adopted by the German Anatomical Society at its meeting in Basle in 1895. The terms there authorized, when they differ from the usual, or older, nomenclature, are indicated in this dictionary by the sign [BNA].

basometachromophil, basometachromophile (bas''o-met''ah-kro'mo-fil, or fil) [*G. basis*, base, + *meta*, beyond (change), + *chrōma*, color, + *philos*, fond.] Staining a color different from that of the surrounding substance with basic dyes.

basophil, basophile (bas'o-fil, or fil) [*G. basis*, base, + *philō*, I love.] 1. Having an affinity for basic or nuclear stains, noting certain cell-granules and tissues. 2. A cell, especially a white blood cell; which stains readily with basic dyes.

basophil'ia [*G. basis*, base, + *philō*, I love.] 1. A condition in which basophil or mast cells are present in undue number. 2. A degenerative condition of the erythrocytes in which they present a number of minute granules taking a

basic stain; granular degeneration, basophilic degeneration, punctate basophilia. *punctate basophilia*, stippling, staining of minute intracellular granules with basic dyes.

basophil'ic, basophil'ous. Basophil (1).

basopho'bia. Basiphobia.

basoplasm (bas'o-plazm. That part of the cytoplasm which stains readily with basic dyes.

Bassini's opera'tion (bahs-se'ne) [Edoardo Bassini, Italian surgeon, *1847.] For the radical cure of hernia; after reduction of the hernia, the sac is twisted, ligated, and cut off, obliterating the canal; then a new canal is made by uniting the edges of the rectus and internal oblique muscles and joining them to the transversalis fascia and Poupart's ligament, placing on this the cord, and covering the latter by the external oblique which is also sutured to Poupart's ligament.

bast. [A.S. *bast*.] The fibrous inner portion of the bark of linden and other trees.

bas'tard. 1. Illegitimate. 2. Spurious.

Baste'do's sign [W. A. Bastedo, New York physician, *1873.] Pain and tenderness in the right iliac fossa on inflation of the colon with air, in cases of chronic appendicitis.

Bas'tian-Bruns law [Henry Charlton Bastian, English neurologist, *1837; Ludwig Bruns, German neurologist, *1858.] Loss of all reflexes in total obstruction of the conducting paths of the cord, high up.

Bastianelli meth'od (bahs-tyah-nel'le) [P. Bastianelli, Italian surgeon, contemporary.] Sterilization of the skin of the abdomen, prior to operation, by the application of a 1-1000 solution of iodine crystals in benzin, and when this has dried, of a mixture of equal parts of alcohol and tincture of iodine.

ba'syl [*G. basis*, base, + *hylē*, stuff.] The base or electropositive element of a salt.

bas'yous. Basic, relating to the basyl or base of a salt.

Bate'man's disease' [Thomas Bateman, London physician, 1778-1821.] 1. Molluscum contagiosum. 2. Apoclia areata. B's *har'pes*, herpes iris. B's *pec'toral drops*, tinctura pectoralis (N.F.).

bath. 1. The immersion of the body or any of its parts in water or any other yielding or fluid medium; or the application of such medium in any form—spray, vapor, affusion, jets, etc.—to a part or the whole of the body. 2. The apparatus employed in giving a bath of any form. The term is qualified according to the medium used: *water bath*, *air bath*, *sand bath*, *mud bath*, etc.; according to the temperature of the medium: *hot*, *warm*, *tepid*, *temperate*, *cool*, and *cold* (see below); according to the form in which the medium is applied: *spray baths*, *vapor bath*, *douche bath*, etc.; according to the medication added to the medium: *acid bath*, *alkaline bath*, *alum bath*, *astringent bath*, *mustard bath*, *sulphur bath*, etc.; and according to the part bathed: *full bath*, *foot bath*, *sitz bath*, etc. Baths are given in therapeutics for their local effect upon the skin in cutaneous disorders or for their effect upon the nervous or circulatory system, either relaxing or stimulating. The science which treats of bathing, especially bathing in the sea or in the waters of mineral springs, is called *balneology*; the branch of therapeutics which deals with the local or general application of water in various forms and at various temperatures, chiefly for its systemic effects, is called *hydrotherapy* or (incorrectly) *hydropathy*. *air b.*,

the exposure of the naked body to the air, either cold or warm. **animal b.**, the application of the warm tissue of a recently killed animal to any part. **blood b.**, a b. in the warm, freshly drawn blood of an animal. **Brand b.**, see *Brand*. **cold b.**, one in water at a temperature of 45° F. (7.5° C. or lower). **cool b.**, one in water at a temperature of about 68° F. (20° C.). **douche b.**, the local application of water in the form of a large jet or stream. **electric b.**, **electrotherapeutic b.**, (1) one in which the medium is charged with electricity; (2) the application of static electricity, the patient standing on an insulated platform. **foot b.**, pediluvium. **full b.**, one in which the entire body is immersed. **graduated b.**, one in which the temperature of the water is gradually lowered. **half b.**, one in which only the hips and lower extremities are immersed. **hot b.**, one in water at a temperature of about 106° F. (41° C.) or over. **hydroelectric b.**, electric b. (1). **moor b.**, immersion of the body in thin mud taken from a swamp or other uncultivated tract. **Nauheim b.**, see Schott* treatment. **needle b.**, one in which water is thrown forcibly against the body in the shape of many very fine jets. **rain b.**, (1) one taken by standing naked in the rain; (2) a very gentle form of shower bath. **Russian b.**, a warm vapor bath followed by rubbing and a cold plunge. **sand b.** (1) covering the body with warm dry sand; (2) an arrangement whereby a substance to be treated (in chemical operations) is in a vessel which is protected from the direct action of the fire by a layer of sand. **sitz b.** [Ger. *sitzen*, to sit], a hip bath, the patient sitting in the tub, the legs being outside. **temperate b.**, one at a temperature of about 78° F. (26.2° C.). **tepid b.**, one in water at a temperature of about 86° F. (30° C.). **Turkish b.**, a hot-air bath followed by rubbing and hot and cold douching. **warm b.**, one at a temperature of about 98° F. (36.6° C.). **water b.**, see water*-bath.

Bath, England. Saline waters, 120° F., 117° F. and 104° F. Three springs. Used by bathing and drinking, in chronic rheumatism, gout, neuralgia; digestive, respiratory, and nervous disorders; anemia, and cutaneous diseases.

Bath Alum Springs, Virginia. Acid-chalybeate-aluminous waters. Five springs. Cutaneous diseases, chronic diarrhea, relaxed conditions of the mucous membranes, and general debility. May to November.

bathmic. Relating to bathmism.

bathmism [G. *bathmis*, a step.] The vital force governing the function of nutrition.

bathmotropic [G. *bathmos*, threshold, + *tropê*, a turning.] Influencing nervous and muscular excitability in response to stimuli.

bathyanesthesia, bathyanesthesia [G. *bathys*, deep, + *an-* priv. + *aisthêsis*, sensation.] Loss of deep or mesoblastic sensibility.


bathycardia [G. *bathys*, deep, + *kardia*, heart.] A condition in which the heart occupies a lower position than normal, but is fixed there, being thereby distinguished from cardiopositis.

bathysthesia, bathysthesia (bath'-tes-the'-zi-ah) [G. *bathys*, deep, + *aisthêsis*, sensation.] Sensation in the parts below the surface of the body; the muscle sense, deep or mesoblastic sensibility.

batrachoplasty (bat'-rak-o-plas-ti) [G. *batrachos*, frog, *anula*, + *plassô*, I form.] An operation for the cure of ranula.

battery. An apparatus for the generation of galvanic electricity by chemical action; it may

consist of one cell or of any number of cells connected in a series. **faradic b.**, an apparatus for producing induced electricity. **galvanic b.**, one in which an electric current is produced by chemical action. **storage b.**, secondary b., one in which chemical energy is stored and produces an electric current for a considerable period.



STORAGE BATTERY.

Bat'tey's operation [Robert *Batley*, American surgeon, 1828-1895.] Removal of the normal ovaries to induce an artificial menopause for the cure of uterine fibroids and other conditions.

Bat'tley's sedative drops [Richard *Batley*, English chemist, 1770-1856.] Opium 3, water 30, alcohol 6; dose ℥ss-15 (0.3-1.0).

Baudelocque's diameter (bôd-lok') [Jean Louis *Baudelocque*, Parisian obstetrician, 1745-1810.] External conjugate. **B.'s uterine circle**, Bandl's ring, contraction ring.

Baudelocque's operation (bôd-lok') [Louis Auguste *Baudelocque*, Parisian obstetrician, nephew of Jean Louis B., 1800-1864.] B.'s elyotromy, an incision through the posterior cul-de-sac of the vagina for the removal of the ovum, in extrauterine pregnancy.

Bauhin's valve [Gaspard *Bauhin*, Swiss anatomist, 1560-1624.] The ileocecal valve, a fold of mucous membrane where the ileum empties into the cecum.

Baumé scale (bo-ma') [Antoine *Baumé*, French chemist and pharmacist, 1728-1804.] One of two hydrometer scales for determining the specific gravity of liquids heavier and lighter than water respectively.

Baumés' law (bo-mes') [Jean Baptiste Timothie *Baumés*, French physician, 1777-1828.] Colles's law. **B.'s symptom**, pain behind the sternum in angina pectoris.

Baumgarten's method (bowm'-gar-ten) [P. von *Baumgarten*, German pathologist, *1848.] For the differentiation of the leprosy and the tubercle bacillus: smears are fixed and stained in dilute alcoholic fuchsin for five minutes, decolorized in a 10 per cent. solution of nitric acid in alcohol, washed, counterstained in methylene blue, again washed, and mounted; the leprosy bacillus is stained red, the tubercle bacillus blue.

baunscheiddism (bown'shît-izm) [Carl *Baunscheidi*, a German mechanic, 19th century.] A method of producing counterirritation in the treatment of various diseases, by puncturing the skin with an instrument set with numerous needles, and then rubbing in croton oil or other irritant.

bay [a body of water indenting the line of the coast.] In anatomy, a recess containing fluid, noting specifically the *lacrymal bay*, a slight recess at

the internal angle or canthus of the eye, in which are the puncta lacrimalia, or openings of the lacrimal ducts.

Bayard's ecchymoses [Henri Louis Bayard, French physician, 1812-1852.] Subpleural and subpericardial hemorrhages in infants who have been suffocated in utero; see Tardieu's* ecchymoses.

bayberry. 1. The fruit of *Myrica cerifera*, wax myrtle, candle-berry. 2. The fruit of *Laurus nobilis*, the baytree.

baycuru'. The root of *Limonium brasiliensis* or *Statice brasiliensis*, a plant of South America; astringent and hemostatic, employed in the treatment of diarrhea and dysentery and in metrorrhagia and hemoptysis in the form of a decoction or in doses of $\frac{1}{10}$ - $\frac{1}{20}$ (0.6-1.3) of a fluidextract.

Bayle's disease' [Gaspard Laurent Bayle, French physician, 1774-1816.] General paralysis of the insane. B.'s **granulations**, miliary tubercles.

bayonet-leg (ba'-o-net). The deformity caused by a permanent backward dislocation of the bones of the leg at the knee-joint.

bay-rum. A toilette preparation distilled from a maceration of bay leaves (from *Myrcia acris*) in Santa Cruz rum; also made from oil of myrcia according to the formula for spiritus myrciæ (U.S., 1890).

Bazin's disease' (bah-zan') [Antoine Pierre Ernest Bazin, Paris dermatologist, 1807-1878.] 1. Buccal psoriasis. 2. Erythema nodosum.

B.B. Mineral Springs, Missouri. Sulphated-saline-aluminous waters. Two springs. Used by drinking and bathing for rheumatism.

bdella (del'ah) [G. leech.] A leech, hirudo.

bdellotomy (del-at'o-mi). Bdelotomy.

bdellophthecium (del-ep-t-the'si-um) [G. *bdella*, leech, + *epi*, upon, + *thekē*, a box.] A cylinder for holding a leech until it has fastened itself to the skin.

bdellium (del'ti-um). A gum from *Balsamodendron africanum*, a common adulterant of myrrh. Also a gum from *B. mukul* of India, and another from *Hyphane thebaica* of Egypt.

bdellot'omy (del-ot'o-mi) [G. *bdella*, leech, + *tomē*, incision.] Incision into or cutting off the end of a sucking leech so that the blood may escape from its body allowing it to continue sucking.

B.E. [Ger. *Bacillen-Emulsion*.] Bacillary emulsion; see under *tuberculin*.

beaded (be'ded). 1. Marked by numerous small rounded projections, often arranged in a row like a string of beads. 2. Noting a line of stroke or stab culture formed of a series of non-continuous colonies; see cut under *culture*, B. 2.

beaker (be'kur). A thin glass vessel, with a lip for pouring, used by chemists for heating liquids.

Beale's cells [Lionel Smith Beale, English physician, 1818-1906.] A bipolar cell of the heart with one spiral and one straight prolongation. B.'s **stain**, a fluid of carmine 1, ammonia 3, glycerin 60, distilled water 60, 65 per cent. alcohol 24.

Beall Spring, Georgia. Alkaline-saline-chalybeate-sulphureted waters. Used for drinking in renal diseases and cystitis.

bean. 1. The flattened seed, contained in a pod, of various leguminous plants, of the genera *Lupinus* and *Citrus*, etc. 2. A hard, rounded or oval body resembling a bean in shape. Calabar b., *Physalis*, castor b., ricinus. Ignatius b., *Ignatia*.

bearberry. *Uva ursi*.

Beard's disease' [George M. Beard, American physician, 1839-1902.] Neurasthenia.

bear's foot. *Phytolacca* and *Urtica*, etc.

played in rheumatism in doses of $\frac{1}{2}$ (0.2) of a fluidextract.

bear's weed. *Eriodictyon*.

beat [A.S. *beatan*.] 1. To strike; to throb or pulsate. 2. A stroke or pulsation, as of the heart or pulse.

Beau's lines (bo) [Joseph Honoré Simon Beau, Paris physician, 1806-1865.] The transverse corrugations on the finger nails after typhoid fever and other exhausting diseases. B.'s **syndrome**, *asystole*.

Beauvais' disease' (bo-veh'). Chronic articular rheumatism.

beb'eerine. An alkaloid, $C_{18}H_{21}NO_3$, from nectandra bark, or bebeeru; tonic and antiperiodic in doses of gr. 2-5 (0.13-0.3) of the sulphate.

bebe'eru. The bark of *Nectandra rodia*, a large tree on the coast of Guiana; employed as an antiperiodic in doses of gr. 10-30 (0.6-2.0) of the powder.

bechic (bek'ik) [G. *bēx*, cough.] 1. Controlling cough. 2. A cough remedy.

Bechterew's disease' (bekh-ter'yef) [Vladimir Mikhailovich von Bechterew, Russian neurologist, *1857.] Spondylitis deformans. B.'s **nucleus**, the upper part of the nucleus of Deiters in which the fibers of the vestibular nerve chiefly terminate. B.'s **reflexes**, (a) *deep*, when the foot and toes are passively plantar-flexed, dorsiflexion of the same follows and is succeeded by a movement of flexion of the knee and hip; (b) *hypogastric*, contraction of the lower abdominal muscles follows stroking of the skin of the internal surface of the thigh; (c) *pupil*, dilatation of the pupil on exposure to light, occasionally noted in general paralysis and tabes dorsalis. B.'s **symp'tom**, paralysis of the facial muscles limited to the automatic movements, the power of voluntary movement being retained.

Beck's Hot Sulphur Springs, Utah. Muriated and sulphated saline waters, 128° F. Used by drinking and bathing in rheumatism, gout, tertiary syphilis, cutaneous affections, and chronic metallic poisoning.

Beck's meth'od [Emil G. Beck, Chicago surgeon, *1866.] Treatment of tuberculous cavities in bone by scraping and filling with a 30 per cent. bismuth nitrate paste.

Becker's phenom'emon [Otto Heinrich Enoch Becker, German oculist, 1828-1890.] Pulsation in the retinal arteries in exophthalmic goiter.

Béclard's her'nia (ba-klar') [Pierre Augustin Bécclard, French anatomist, 1785-1825.] Hernia through the opening for the saphena vein.

Bequerel rays (bek-rel') [Antoine Henri Becquerel, French physicist, 1852-1908.] Radiations, resembling in many respects the x-rays, given off by uranium salts.

bed. 1. A platform affording support for the body in the horizontal position; a mattress or other yielding object on which one lies or sleeps. 2. In anatomy, a base or structure giving support to another. b. of the nail, the part of the finger which forms a support to the nail, anterior to the matrix.

bed-bug. *Cimex lectularius*; its bite produces urticarial wheals with a central hemorrhagic point.

bedclothes, picking at. Carphologia, *flaccidation*.

Bedford Alum, Iron, and Lithia Springs, Virginia. An alkaline-saline-chalybeate waters. Alternative, diuretic, etc. *See astragalus*, etc.

Bedford Chalybeate Spring, Bedford, Chalybeate waters. *See Astragalus*, etc. *See Astragalus*, etc. *See Astragalus*, etc.

Bedford Magnesia Spring, Penn. Alkaline-saline-calcic waters. Used by drinking, in hepatic disturbances, abdominal engorgement, chronic constipation, rheumatism, gout, and flatulent dyspepsia.

bed'lam [St. Mary of Bethlehem Hospital in London.] An insane asylum.

Bednar's aph'thæ [Alois Bednar, Viennese physician, 19th century.] An affection of the newborn consisting of two yellow, flattened, slightly elevated patches one on either side of the median raphe of the palate; they are often ulcerated.

bed'sore. Decubitus; an ulceration occurring on a part of the body exposed to pressure in one confined to the bed by a protracted or debilitating disease.

bed-wetting. Nocturnal enuresis, nycturia.

bee [A.S. *beo*, *bi*.] An insect of the genus *Apis*; the honey-bee, *A. mellifica*, is the source of honey and wax.

bee-bread. Borage.

Beech'am's pills [Sir James Beecham, English manufacturer of the pills contemporary.] Laxative pills prepared according to a secret formula, said to contain aloes 0.5 gr., ginger 0.55 gr., and soap 0.18 grain in each pill.

beef-tea (bēf-tē'). An infusion or hot-water extract of lean beef; bouillon.

beer. An alcoholic beverage made from an infusion of malted barley or other farinaceous grain, to which an infusion of hops is added, the whole being then fermented. The alcoholic strength of the average beer is about 3 per cent.

beer-heart. An hypertrophied heart consequent upon the greater "load" resulting from an excessive consumption of fluids.

beestings. The first milk given by a cow after calving.

Begbie's disease [James Begbie, Edinburgh physician, 1798-1869.] 1. Graves' disease, exophthalmic goiter. 2. Localized chorea.

beget [A.S. *beġtan*.] To procreate.

Beggiato's [J. Beggiato, Italian botanist.] A genus of *Thiothrix* or sulphur bacteria.

Beggiato's cœm. A family of *Schizomycetes*, including cells in the form of elongated filaments with undulating membrane, not enclosed in a sheath.

behaviorism (be-ha'vyor-izm). Objective psychology, the psychology of behavior.

behen. The root of *Centaurea behen* or of *Statice ammoniac*. b. oil, the expressed oil from the seeds of *Moringa aptera*.

Behring's law (ba'ring) [Emil Behring, German physician, *1854.] The serum of an immunized person will confer immunity against the same disease on another into whom it is injected. B.'s tuberculin, see under *tuberculin*.

Beigel's disease (bi'gel) [Hermann Beigel, German physician, 1830-1879.] A trichomycosis of false hair, communicated also to the natural hair in contact with it, resembling piedra or lepothrix; the microorganism supposed to be concerned in its production is called the chignon fungus.

Becklerew's disease. See *bechterew*.

be's fructus. (B.A.) Bael or bel fruit, the fresh half ripe fruit of *Ægle marmelos*, Bengal quince-tree; employed as an astringent in dysentery.

belch [A.S. *falcian*.] To eructate; to raise gas from the stomach.

belching. Eructation.

belem'noïd [G. *belemnion*, a dart, + *eidos*, resemblance.] Dart-shaped, styloid.

Bel'feld's opera'tion [William Thomas Belfeld, Chicago surgeon, *1856.] Vasostomy.

Belknap Hot Medical Springs, Oregon. Muriated-saline-calcic waters, 188° F. One spring. Used by drinking and bathing in rheumatism, syphilis, and cutaneous diseases.

Bell's disease [Luther V. Bell, American physician, 1806-1862.] Typhomania.

Bell's law [Sir Charles Bell, Scotch physiologist, 1774-1842.] Magendie's law, the anterior spinal roots are motor, the posterior sensory. B.'s paral'ysis, B.'s pal'sy, peripheral facial paralysis. B.'s phenom'enon, a patient with peripheral facial paralysis cannot close the eyelids of the affected side without at the same time moving the eyeball upward and outward. B.'s respi-ratory nerve, a branch of the brachial plexus supplying the serratus magnus muscle, nervus thoracalis longus [BNA]. B.'s spasm, mimic tic, not associated with tic douloureux.

Bell's meth'od [William Blair Bell, Liverpool physician, contemporary.] For estimating the amount of calcium (not bound up with protein) in the blood; 100 c.mm. of blood is mixed with 250 c.mm. of a 1-30 aqueous solution of oxalic acid; after standing for 10 minutes, 250 c.mm. of glycerin, 5 parts, in 95 parts of a 1 per cent. solution of acetic acid is added; 100 c.mm. of the mixture is then added to 500 c.mm. of distilled water, and of this one drop is placed in a Thoma counting chamber and the crystals of calcium oxalate are counted. The relative number of crystals as compared with those in a 1-6000 solution of calcium oxide in distilled water constitutes the calcium index.

Bell's mus'cle [John Bell, Scotch anatomist, 1762-1820.] A band of muscular fibers, forming a slight fold in the wall of the bladder, running from the uvula to the opening of the ureter on either side, bounding the trigonum.

belladon'na [It. *bella*, beautiful, + *donna*, lady.] Deadly nightshade, *Atropa belladonna*, a perennial herb with dark purple flowers and shining purplish black berries. The leaves and root are employed in medicine. *belladon'næ fo'lia* (U.S. and Br.), belladonna leaves, the dried leaves of *Atropa belladonna*, containing 0.3 per cent. of mydriatic alkaloids; mydriatic, narcotic, anodyne, and used to check secretions; dose gr. 1/2-2 (0.03-0.12). *belladon'næ ra'dix* (U.S. and Br.), belladonna root, the dried root of *Atropa belladonna*, containing 0.5 per cent. of mydriatic alkaloids; employed for the same purposes as the leaves in doses of gr. 1-2 (0.06-0.12).

belladon'nine. An artificial alkaloid derived from atropamine by warming with hydrochloric acid.

bell-crowned. Noting a tooth the crown of which has a mesiodistal diameter much greater than that of the neck.

Bellini's ducts (bel-le'ne) [Lorenzo Bellini, Italian anatomist, 1643-1704.] The straight tubules of the kidneys. B.'s lig'ament, a fasciculus of the capsular ligament of the hip extending to the great trochanter.

bell'-metal res'onance. See *resonance*.

Belloc's cann'ula or sound [Jean Jacques Belloc or Belloq, French surgeon, 1732-1807.] A hollow sound containing a curved spring, used for passing a thread through the nostril and mouth in order to draw in a plug in case of profuse epistaxis.

bellones (bel-onz'). Pedunculated tumors in the posterior nares of the horse; they sometimes fall back over the opening of the glottis, causing intermittent roaring.

Belloste's pill (bel-lost') [Augustin Belloste, French surgeon, 1654-1730.] Metallic mercury, white

- honey, aloes, of each 0.05; black pepper 0.008; rhubarb, 0.025; scammony, 0.017. **B.'s solution**, liquor hydrargyri nitrici oxydulati.
- bell sound**. Bell-metal resonance.*
- bell'y**. 1. The abdomen; the stomach; the womb. 2. The prominent thick central part of a muscle.
- b.-ache**, colic. **b.-bound**, constipated. **b.-button**, umbilicus. **swollen b.**, in veterinary medicine, tympanites.
- belonophobia** [G. *belonē*, needle + *phobos*, fear.] Morbid fear of needles, pins, and other sharp-pointed objects.
- ben**. Behen.
- Bence-Jones' albumin** [Henry *Bence-Jones*, London physician, 1814-1873.] An albumose-like substance found in the urine in osteomalacia, myelomata, and various other conditions. **B.-J.'s cylinders**, gelatinous cylindrical bodies in the spermatid vesicles. **B.-J. reaction**, a test for albumose which is precipitated by nitric acid, redissolved on boiling, and thrown down again as the fluid cools.
- bend**. A curve, an angle, a turn.
- bends**. Caisson disease, especially a mild form in which pain and temporary weakness are the chief symptoms.
- benecceptor** (be-ne-sep'tor) [L. *benē*, well, + *capere*, to take.] A nerve organ or mechanism (ceptor) for the appreciation and transmission of stimuli of a beneficial character.
- benedictine**. A cordial distilled at Fécamp in France; formerly made by the Benedictine monks.
- Ben'edikt's syndrome** [Moritz *Benedikt*, Viennese physician, *1835.] Hemiplegia with clonic spasm or tremor and oculomotor paralysis on the opposite side.
- beneficiary** (ben-e-fish'i-a-ri) [L. *beneficiarius*; *beneficium*, a favor, benefice.] The person to whom the amount specified in an insurance policy is payable.
- benign** (be-nfn'). Mild in character, said of an illness; not malignant, not liable to recur, said of a neoplasm.
- Béniqué's sound** (ba-ne-ka') [Pierre Jules *Béniqué*, Paris physician, 1806-1851.] A sound of lead or block tin of wide curve used to dilate strictures in the male urethra.
- ben'ne oil**. Oleum sesami, an oil expressed from the seeds of *Sesamum indicum*, an herb of India and other tropical countries.
- Ben'nett's fracture** [Edward Hallaran *Bennett*, Dublin surgeon, 1837-1907.] Fracture of the proximal end of the first metacarpal bone, passing obliquely through the base of the bone, and detaching the greater part of the articular facet; it simulates a dislocation of the thumb.
- Bentley Springs**, Maryland. Alkaline-saline-calcic waters. Two principal springs; about one hundred others. Used by drinking in renal, hepatic, gastric, and intestinal affections.
- benzacetin** (ben-zas'e-tin). Acetamidomethylsalicylic acid; anodyne in doses of gr. 8-15 (0.5-1.0).
- benzac'oline**. A non-crystallizable alkaloid, a derivative of aconitine.
- benzaldehy'dum**, **benzal'dehyde** (U.S.). Essential oil of bitter almond, an aldehyde produced artificially or obtained from oil of bitter almond, containing 85 per cent. of pure benzaldehyde; a colorless liquid having the odor of oil of bitter almond and an aromatic taste; used as a flavoring agent in doses of $\text{m} \frac{1}{2}$ -1 (0.015-0.03).
- ben'zamide**. Obtained by the action of ammonium carbonate on benzoyl chloride; occurring in colorless platelets.
- benzanal'gen**. Trade name of an anodyne and antiseptic substance obtained from chinolin; dose, gr. 8-30 (0.5-2.0).
- benzanil'dum**, **benzan'ilide**. Phenylbenzamide, benzoylanilide, a colorless, scaly, crystalline powder; employed as an antipyretic in doses of gr. 3-10 (0.2-0.6).
- benzene** (ben'zēn). Benzenum, bensol, chemical formula, C_6H_6 , a hydrocarbon from light coal-tar oil; a thin, colorless, inflammable liquid; has been employed by inhalation in pertussis, and internally for trichiniasis in doses of $\text{m} \frac{5}{10}$ -10 (0.3-0.6), but is now seldom so used. **b. nu'cleus**, the six carbon atoms of the b. ring. **b. ring**, the closed-chain arrangement of the carbon and hydrogen atoms in the benzene molecule, as shown in the graphic formula of that substance; see *closed-chain* compound*.
- ben'zidine**. Paradiaminodiphenyl, a grayish-yellow crystalline powder; used as a reagent in the analysis of water.
- benzin**, **benzine** (ben'zin, ben-zēn'). Benzinum.
- ben'zinum** (U.S.). Benzin, petroleum bensin, petroleum ether, a purified distillate from American petroleum; a transparent, colorless fluid, used as a solvent. **b. purifica'tum** (U.S.), purified petroleum benzin sometimes employed as a parasiticide.
- benzoate** (ben'zo-āt). A salt of benzoic acid.
- ben'zoated**. Containing benzoic acid or a benzoate, usually sodium benzoate.
- benzo'ic**. Relating to or derived from benzoïn.
- b. acid**, acidum benzoicum.
- benzoïn** (ben'zoyn'). Benzoïnium.
- benzo'ïno'l**. Trade name of a substance resembling liquid paraffin, used as a menstruum for local remedies applied to the mucous membrane of the nose and throat.
- benzo'ïnum** (U.S.). Benzoïn, a balsamic resin *Stryx benzoïn*; a stimulant expectorant in doses of gr. 5-30 (0.3-2.0), but usually employed by inhalation in laryngitis and bronchitis.
- benzoi'dohydrin** (ben-zo-i'o-do-hi'drin). Chloridobenzoi'ic-acid glycerin ester; a brownish yellow fatty substance employed, when saccharated, as a substitute for the iodides; dose, 3i (4.0).
- ben'zol** (Br.). Benzene, a mixture of homologous hydrocarbons, chiefly benzene and toluene, obtained from light coal-tar oil; has been employed in whooping-cough and influenza in doses of $\text{m} \frac{5}{10}$ -10 (0.3-0.6), and locally for the destruction of pediculi.
- ben'zoli'um**. The symptoms occasioned by the inhalation of benzol vapors.
- benzonaph'thalene**. A mixture of naphthalene and benzoic acid.
- ben'zonaphthol**. Benzoyl* naphthol.
- benzoni'trile**. Phenyl cyanide, a colorless oil with the odor of bitter almonds, derived from benzoic acid by the action of lead sulphocyanate.
- benzoparacresol** (ben'zo-par-ah-kre'sol). An intestinal antiseptic in doses of gr. 4 (0.25).
- benzophenone'id** (ben'zo-fe-no'ne-id). A non-caustic germicide, tetramethyl-diapsidobenzophenone'id, employed like yellow pyoktanin in ulcerative lesions of the cornea, skin, and mucous membranes.
- benzopy'rine**. Antipyrine benzoate.
- benzosal'icid**. Populin, benzoyl* salicin.
- benzosal'in**. Trade name for the methyl ester of benzoylsalicylic acid; a white crystalline powder, soluble in alcohol and ether, but not in water; employed in rheumatism and neuralgia in doses of gr. 8-15 (0.5-1.0).

benzsol. Guaiacol* benzoate, benzoyl guaiacol. **benzolphini'dum** (U.S.). Glusidum (Br.), benzo-sulphinide, sucrose, saccharin; the anhydride of orthosulphaline benzoic acid, a whitish, very sweet, crystalline powder; employed as a substitute for sugar in cases of glycosuria, and as a urinary antiseptic; dose, gr. 1-5 (0.06-0.3).

benzoyl. The benzoic acid radical, C_6H_5O , forming benzoyl compounds or benzoates. **b. chlo'ride**, C_6H_5OCl , a colorless liquid of pungent odor, derived from benzoic acid by the action of phosphorus pentachloride; used as a reagent. **b. gly'cin**, **b. gly'cocol**, hippuric acid. **b. guai'acol**, guaiacol benzoate. **b. meth'ide**, hyponone. **b. naph'thol**, a white, tasteless, odorless, crystalline powder obtained from betanaphthol by the action of benzoyl chloride; employed as an intestinal antiseptic in doses of gr. 4-8 (0.25-0.5). **b. peroxide**, a crystalline substance made by the interaction of sodium peroxide and benzoyl chloride; employed in 2 or 3 per cent. solution in oil as an application to ulcers and to burns and scalds. **b. sal'icin**, populin, benzosalicin, $C_{12}H_{12}O_6 + 2H_2O$, a glucoside from the bark and leaves of *Populus niger* and *P. tremula*, occurring in the form of a white powder, antipyretic in doses of gr. 2-4 (0.13-0.25).

benzyl. A hydrocarbon radical, C_6H_5 , or $C_6H_5CH_2$. **benzyl'ic**. Relating to or containing benzyl.

benzyl'idene. A hydrocarbon radical, C_6H_5 .

Bernack's tuber'culin (ba-ran-ek') [Edmond Bernack, Swiss zoologist and bacteriologist, *1859.] See under *tuberculin*.

Bernard's an'eurysem (ba-rar') [Auguste Bernard, French surgeon, 1802-1846.] An arteriovenous aneurysm in the tissues outside of the injured vein.

Bernard's lig'ament (ba-ro') [Bruno Jean Jacques Bernard, French surgeon, 1823-1865.] Vertebro-pericardial ligament, extending from the junction of the 4th and 5th dorsal vertebrae to the pericardium. **B.'s valve**, Krause's* valve.

Berberis'aceae. An order of polypetalous dicotyledonous plants, which includes the barberry, or berberis.

berberis. An alkaloid, $C_{19}H_{17}NO_4$, from berberis, occurring in yellow needles or prisms of bitter taste; employed like berberis in doses of gr. 2-5 (0.11-0.3).

berberis, gen. berberidis (U.S.). 1. Barberry, the dried rhizome and roots of *Berberis aquifolium*; toxic and antiperiodic in doses of gr. 15-60 (1.0-4.0). 2. (B.A.) The dried stem of *B. vulgaris*; similar to the preceding.

bergamot. The fruit of *Citrus bergamia*, the rind of which contains the oil of bergamot, used as a perfume.

bergap'ene. A camphor-like substance obtained from the oil of bergamot.

Berger's meth'od (bair-zha') [Paul Berger, French surgeon, *1845.] Treatment of transverse fracture of the patella by suture of the fragments.

Berger's paresthe'sia (bair'ger) [Emil Berger, Austrian physician, contemporary.] Paresthesia of the legs in young patients, especially at the beginning of a movement. **B.'s symp'tom**, irregularity of the pupil sometimes observed in tabes and general paralysis.

Bergeron's chore'a (ber-zhè-ran'n') [Etienne Jules Bergeron, Parisian physician, 1817-1900.] Electric chorea (2); also called Bergeron-Henoch's disease.

beriberi (ber'l-ber'i) [Sinhalese, very bad illness.] **Kaké**, endemic neuritis; a specific polyneuritis,

occurring in endemic form in eastern and southern Asia, and sporadically in other tropical and mild temperate regions; it prevails especially in armies, prisons, ships, and wherever large numbers of men are kept together. There is stiffness of the muscles with atrophy, neuritic pains, and paresis. Dyspnea is frequent and in certain forms, called *wet b.*, edema is a prominent symptom. The cause of the disease is not yet known, it is variously attributed to a microorganism, to carbonic oxide poisoning, and (with most reason) to the eating of polished rice.

Ber'kefeld fil'ter. A filter of diatomaceous earth through which bacteria of ordinary size cannot pass, so that the filtrate is practically sterile.

Berkeley Springs, W. Va. Light calcic-chalybeate waters, 75° F. Used by drinking and bathing for rheumatism, gout, dyspepsia, diarrhea, rickets, and general debility.

Ber'lin-blue. Prussian blue, ferrocyanide of iron, used as a dye in histology.

Ber'lin's disease [Rudolf Berlin, German ophthalmologist, 1833-1897.] Commotio retinae.

Bernard's canal' or duct (ber-nar') [Claude Bernard, French physiologist, 1813-1878.] Santorini's duct, ductus* pancreaticus accessorius. **B.'s punc'ture**, diabetic* puncture.

Bernays' sponge [Augustus Charles Bernays, St. Louis surgeon, 1854-1907.] A compressed disc of aseptic cotton which swells when moistened; used in packing cavities.

Bernhardt's disease [Martin Bernhardt, Berlin neurologist, *1844.] Meralgia paræsthetica; also called *Bernhardt-Roth's syndrome*.

Bernheimer's fib'ers (bern'hi-mer) [Stefan Bernheimer, Austrian oculist, *1861.] A bundle of white fibers connecting Luys' body with the optic tract.

berry [A.S. *berie*.] In botany, an indehiscent fruit with succulent pulp (*pericarp*) containing the seeds, and with a tough *epicarp* or skin.

Berthollet's law (ber-tô-la') [Claude Louis Berthollet, French chemist, 1748-1822.] Salts in solution will always react upon each other so as to form a less soluble salt, if possible.

bertillonage (bur'til-on-aj) [Alphonse Bertillon, French scientist, *1853.] A method of careful physical measurements of recruits, criminals, and others for purposes of identification.

Bertin's bones (ber-tan') [Exupère Joseph Bertin, French anatomist, 1712-1781.] Conchæ sphenoidales, sphenoidal turbinals. **B.'s col'umn**, columna renalis. **B.'s lig'ament**, Bigelow's ligament, ligamentum iliofemorale.

beryll'ium. The element glaucium.

Berze'lius's quan'titative meth'od [Baron Johan Jakob Berzelius, Swedish chemist, 1779-1848.] Precipitation of albumin by acetic acid and weighing the precipitate. **B.'s test**, for albumin in the urine by the addition of metaphosphoric acid.

besset'ment. Obsession.

Besnier's rheu'matism (ba-ne-a') [Jules Besnier, French physician, nineteenth century.] Chronic synovitis.

Best's operation [Vans Best, Scotch surgeon, 1836-1875.] A radical operation for hernia, consisting in a subcutaneous suture of the abdominal ring.

bestiality (bes-ti-al'i-ti) Sexual relations with an animal.

Bestusheff's tinc'ture (bes-too'shef) [Count Alexei Petrovich Bestusheff-Riumin, Russian field marshal, 1863-1766.] *Tinctura ferri chloridi ætherea* (N.F.).

be'ta [L] Beet.

be'ta [G.] The second letter of the Greek alphabet, β . Used in chemical nomenclature to denote the second in a series of compounds; see *alpha*. *b. granule*, *b. rays*, *b. substance*, etc., see these words.

be'tacism [G. *bēta*, the second letter of the alphabet.] A defect in speech in which the sound of *b* is given to other consonants.

beta-eucaine (be'ta-u'kah-ēn). Benzoylvinylidacetonalkamine hydrochloride, $C_{11}H_{11}O_2N$ HCl + H₂O, occurring in colorless crystals; a local anesthetic, employed as a substitute for cocaine.

beta-aminazylethylamine (be'tah-im-as''o-lil-ē-thil'am-ēn). Ergamine.

betaine (be'tah-ēn). Trimethyl glycocoll, oxyneurine, a crystalline alkaloid, $C_5H_{11}NO_3$, a decomposition product of lecithin, occurs in *Beta vulgaris* (the common beet) and in many vegetable and animal substances; is said to be an emmenagogue in doses of gr. 2-4 (0.13-0.26). *b. hydrochloride*, acidol; has been employed in tetanus; dose gr. 1-5 (0.06-0.3).

beta-naph'thol (U.S. and Br.). A buff colored powder or yellowish scales, a phenol occurring in coal-tar and also prepared from naphthalene; employed internally as an intestinal antiseptic in doses of gr. 1-5 (0.06-0.3), and externally in scabies, eczema, and certain other skin diseases. *b.-n. salicylate*, naphthyl salicylate.

bet'el (B.A.). The dried leaves of *Piper betle*, a climbing East Indian plant; stimulant and narcotic; the fresh leaves are wrapped around the betel nut (*Areca catechu*) and lime, and chewed.

beth'root [corruption of *birthroot*.] Birthroot, trillium.

bet'tol. Naphthyl salicylate.

beton'ica. Wood betony, the root of *Stachys betonica*, *Betonica officinalis*, formerly employed as an emetic and cathartic.

Bett'endorff's test [Anton Joseph Hubert Maria Bettendorff, German chemist, *1839.] For arsenic: after mixing the suspected fluid with hydrochloric acid a solution of chloride of tin is added; when now a piece of tin foil is added a brown precipitate forms.

Bet'ula [L.] A genus of trees or shrubs of the order *Betulaceae*, birch, yielding an oil containing methyl salicylate, and employed internally and externally to meet the same indications as oil of wintergreen; see *oleum betulae*.

bet'ulin. A resin from the white birch.

bet'ulol. Trade name of a preparation of methyl salicylate, used externally in rheumatism.

between'-brain. Diencephalon.

Betz's cells [Philipp Friedrich Betz, German physiologist, *1819.] Large pyramidal cells in the Rolandic area, especially in the cortex of the precentral gyrus.

Beur'mann's disease' [Lucien de Beurmann, French physician, contemporary.] Disseminated gummatous sporotrichosis.

Beuttner's meth'od (boyt'ner) [Oskar Beuttner, German gynecologist, contemporary.] Partial extirpation of the adnexa, with preservation of a portion of the ovaries, and transverse cuneiform excision of the fundus uteri.

Beyerinck's reaction (bi'er-ink) [M. W. Beyerinck, Dutch physician, contemporary.] On the addition of a few drops of sulphuric acid to a twenty-four-hour culture of cholera spirilla in 0.5 per cent. peptone solution a bright rose-violet color is produced; cholera-red reaction.

bezoar (be'zōr). A concretion formed in the

stomach or intestine in ruminants, formerly, and still in certain countries of the far East, regarded as of therapeutic value.

Bezold's ab'scess (bets'ōlt) [Friedrich Bezold, Munich otologist, *1842.] A deep abscess in the neck associated with suppuration of the middle ear and purulent sinus thrombosis. *B.'s mastoiditis*, primary mastoiditis. *B.'s perforation*, perforation on the inner surface of the mastoid. *B.'s sign* or *symp'tom*, inflammatory edema at the tip of the mastoid process in mastoiditis. *B.'s tri'ad*, diminished perception of the deeper tones, retarded bone conduction, and negative Rinne's sign, pointing, in the absence of objective signs, to otosclerosis.

BF. [Fr. *bouillon filtré*, filtered bouillon (culture);] Denys' tuberculin; see under *tuberculin*.

bhang (bang) [Hind.] Cannabis indica.

Bi. Chemical symbol of bismuth.

bi- [L. *bis*, twice.] A prefix denoting two, twice, or double.

Bial's test (be'ahl). To 5 c.c. of a boiling mixture of 30 per cent. hydrochloric acid, 500 c.c., 10 per cent. ferric chloride, 25 drops, and orcin, 1 gram, add 0.5 c.c. of the suspected urine; if pentoses are present a green color appears.

Blarritz, France (be-ā-rits'). Saline waters (three springs of Briscons). Used by bathing in anemia, chlorosis, and pulmonary diseases. August to May.

blasteric. Biasterionic.

blasterionic (bi-as-ter-i-on'ik). Relating to biasterions, noting especially the *b. diameter*, or width, the shortest distance from one asterion to the other.

biauricular (bi-aw-rik'u-lar). Relating to both auricles, in any sense.

biba'ic. Noting an acid having two hydrogen atoms replaceable by bases to form salts.

bibiru (be-be'roo). Bebeero.

bi'bo [native African name.] *Ornithodoros moubata*.

bib'ulous [L. *bibere*, to drink.] Absorbent.

bicam'eral [L. *camera*, chamber.] Having two cavities or hollows, noting especially an abscess divided by a more or less complete septum.

bicap'sular. Having a double capsule.

bicar'bonate. Any carbonate having two parts or equivalents of carbonic acid to one of the base.

bicaudal, **bicaudate** (bi-kaw'dal, bi-kaw'dāt) [L. *cauda*, tail.] Having two tails.

bicell'ular. 1. Composed of two cells. 2. Having two compartments or chambers.

biceph'alus [L. *bi-*, double, + G. *kephalē*, head.] Dicephalus.

bi'ceps [L. *bi-*, double, + *caput*, head.] Having two heads; noting especially certain muscles, which see under *musculus*.

bicep'tor. A receptor having two complementary groups.

Bichat's canal' (be-shā) [Marie François Xavier Bichat, French anatomist, 1771-1802.] Arachnoid canal, extending from the third ventricle to the middle of B.'s fissure. *B.'s fat-pad*, corpus adiposum buccae. *B.'s fis'sure*, a horseshoe-shaped fissure, with concavity forward and downward, below the corpus callosum, its extremities being continuous with the fissure of Sylvius. *B.'s fora'men*. B.'s canal. *B.'s lig'ament*, the lower fasciculus of the posterior sacrotail ligament. *B.'s mem'brane*, lamina basalis. *B.'s tu'nic*, the tunica intima of the blood-vessels.

bichlo'ride. Noting a compound having two parts or equivalents of chlorine to one of the other element.

bicho (be'cho). Caribi; epidemic gangrenous proctitis.

bichor'mate. Noting a salt having two parts or equivalents of chromic acid to one of the base.

bicli'late (bi-sli't-ät). Having two cilia.

bicip'ital. 1. Two-headed. 2. Relating to a biceps muscle.

Bi₂(CO₃)₃. Bismuth carbonate.

bicon'cave. Concave on two sides, noting especially a form of lens.

bicon'vex. Convex on two sides, noting especially a form of lens.

bicor'nous, **bicor'nuate**, **bicor'nate** [L. *cornu*, horn.] Two-horned; having two processes or projections.

bicus'pid [L. *bi-*, two, + *cusps*, point.] Having two points, prongs, or cusps. **b.** tooth, one of the false molar or premolar teeth, see *tooth*. **b.** valve, mitral valve, *valvula** *bicuspidalis*.

Bid'der's gang'lion [Heinrich Friedrich Bidder, German anatomist in Dorpat, 1810-1894.] One of two ganglia on the cardiac nerves in the septum between the atria just above the atrioventricular septum.

bidet [Fr. a small horse.] A tub for a sitz bath, having also an attachment for giving vaginal or rectal injections.

Bieg's test (bég). If hearing is better through an ear trumpet attached to a catheter in the Eustachian tube than through one resting in the external auditory meatus, there is probably destruction of the ossicular chain in the tympanum.

bien'ial [L. *bi-*, two, + *annus*, year.] 1. Occurring once in two years. 2. Lasting two years; in botany, noting a plant which springs from the seed the first year, and blossoms and dies the second season.

Bier's meth'od (bër) [August Karl Gustav Bier, Berlin surgeon, *1861.] 1. Corning's method of spinal anesthesia. 2. Treatment of various surgical conditions by artificial hyperemia induced by suction or by constriction of the proximal portion of the limb.

Biermer's disease (bërmer) [Anton Biermer, German physician, 1827-1892.] Pernicious anemia. **B.'s sign**, Gerhardt's sign.

Biernacki's sign (byer-naht'ske) [Edmund Adolfovich Biernacki, Polish pathologist, 1866-1912.] Analgesia of the ulnar nerve (the "funny-bone," sensation being absent) in tabes dorsalis and dementia paralytica.

Biniadecki's fos'sa (bya-syah-det'ske) [Alfred von Biniadecki, Polish physician, 1839-1888.] Fossa iliocostofascialis.

Biett's col'lar (be-et') [Laurent Théodore Bielt, Swiss physician in Paris, 1781-1840.] A raised epidemic ring surrounding a papulolenticular syphilide. **B.'s solu'tion**, a solution of ammonium arsenate, employed locally in skin diseases.

bif'id [L. *bifidus*, forked.] Split or cleft; separated into two parts.

bifocal. Having two foci; noting a lens used in cases of presbyopia, in which one portion is suited for distant vision, the other for reading and near work in general.

biforate [L. *bi-*, two, + *foratus*, perforated.] Having two openings.

bifurcate, **bifur'cated** [L. *bi-*, two, + *furca*, fork.] Forked, two-pronged, having two branches.

bifur'cation. A forking; a division into two branches.

Big Bone Springs, Kentucky. Saline-sulphureted waters.

Bigel'owia [Jac b Bigelow, Boston physician and botanist, 1787-1879.] A genus of composite

plants. **B. vene'ta**, a species from which damiana is obtained.

Big'elow's ligament [Henry Jacob Bigelow, Boston surgeon, 1816-1890.] Y-ligament, *ligamentum** *iliofemorale*. **B.'s sep'tum**, *calcar femorale*.

bigem'inal [L. *bi-*, two, + *geminus*, twin.] Paired, double, twin. **b.** bod'ies, corpora bigemina, the anterior pair, or nates, of the corpora quadri gemina of the brain.

bigem'inum. One of the bigeminal* bodies.

bigem'inal [L. *bis*, in a twofold manner, + *germen*, bud, germ.] Relating to two germs or ova.

big-head. Osteoporosis (2).

big-knee. 1. In cattle a bursitis over the knees due to injury from the hard floor of the cow-barn, when getting up or lying down. 2. In horses a tumor involving the bony structure of the knee-joint, of the nature of spavin or ring-bone

big-leg. Lymphangitis of the leg in the horse.

bi'labe [L. *bi-*, two, + *labium*, lip.] A slender forceps for seizing an removing urethra or small vesical calculi.

bilat'eral (*bi-*, two, + *latus*, side.) Relating to, or having two sides.

bilateralism (bi-lat'er-al-izm). A condition in which the two sides are symmetrical.

bil'berry. The fruit of *Vaccinium myrtillus*, the European whortleberry or blueberry.

bile [L. *bilis*.] Gall; the yellowish brown or green fluid secreted by the liver; it contains sodium glycocholate and sodium taurocholate, cholesterol, biliverdin and bilirubin, mucus, fat, and lecithin; it is discharged into the duodenum and there assists in the emulsifying of fats, increases peristalsis, and retards putrefaction.

absence, *acholia*, *calculus*, *cholelith*, *gallstone*, *carrying or containing*, *biliferous*, *choledochus*, *causing secretion*, *cholagogue*, *deficiency*, *oligocholia*, *excess*, *hypercholia*, *polycholia*, *formation*, *cholopoesis*, *inspiration*, *pachycholia*, *in the blood*, *cholemia*, *in the urine*, *choluria*, *suppression*, *ischocholia*, *vomiting*, *cholemesia*.

bile-cyst. Gall-bladder.

bile-duct. One of the excretory ducts of the liver, ductus biliferus. **com'mon b.-d.**, ductus choledochus. **cys'tic b.-d.**, the duct leading from the gall-bladder to the common b.-d.

Bilhar'zia [Theodor Bilharz, German helminthologist, 1825-1862.] A genus of trematode worms, now called *Schistosomum*.

bilhar'zian, **bilhar'zic**. Relating in any way to the parasite *Distoma hamatobium* or *Bilharzia*.

bilharzi'asis, **bilharzio'sis**. Bilharz disease, Egyptian hematuria, a morbid state caused by the presence in the organism of some species of *Bilharzia*, or *Schistosomum* (blood flukes); the symptoms are caused chiefly by the presence of the eggs in the bladder, rectum, or liver and spleen, and consist in hematuria and irritation of the bladder and rectum, or signs pointing to the liver and spleen with ascites and cachexia.

bil'lary. Relating to bile. **b. cal'culus**, gallstone. **b. col'ic**, severe paroxysmal pain due to the passage of a gallstone through the cystic and common bile-ducts. **b. duct**, bile-duct. **b. secre'tion**, (1) the bile; (2) the secretion of bile.

bilicyanin (bil'i-si'an-in) [L. *bilis*, bile, + G. *kyanos*, blue.] A pigment resulting from the oxidation of biliverdin; it is blue in an alkaline medium, purple in an acid one.

bilifac'tion, **bilifica'tion** [L. *bilis*, bile, + *facere*, to make.] The formation of bile.

biliflav'in [L. *bilis*, bile, + *flavus*, yellow.] A yellow pigment derived from biliverdin.

biliful'vin [L. *bilis*, bile + *fulvus*, tawny.] A mixture of bilirubin with other substances of an indeterminate nature.

bilifuscin (bil-'i-fus'in) [L. *bilis*, bile, + *fuscus*, dusky.] A dark green pigment, $C_{18}H_{10}N_2O_6$, found in gallstones.

bilihum'in [L. *bilis*, bile, + *humus*, earth.] A blackish residue left after treatment of bile with various solvents.

bil'in. An extractive from bile consisting of a mixture of sodium glycocholate and sodium taurocholate.

Bilin, Bohemia (be'lin) Alkaline-carbonated waters. Cold. Used by drinking and bathing in catarrhal conditions, rheumatism, gout, renal calculi, hepatic disorders, diabetes, and dyspepsia. May 15 to September 30.

bilineurine (bil-'i-nu'ren). $C_8H_{11}NO_2$, a poisonous ptomaine from many organic substances; choline.

bil'ious. 1. Biliary, relating to bile. 2. Noting a digestive disturbance marked by anorexia, furred tongue, constipation, headache, more or less vertigo, and occasionally slight jaundice, assumed to be dependent upon disordered function of the liver. 3. Suffering from biliousness.

biliousness (bil'yus-nēs). A minor ailment, thought to depend upon a slight disturbance of the hepatic functions; see *bilious* (2).

biliphe'in [L. *bilis*, bile, + G. *phaios*, dusky.] Bilifulvin, bilirubin, cholephoin; the brown or orange-red coloring matter of bile, or a mixture of the same with other indeterminate substances.

bilipras'in [L. *bilis*, bile, + *prasum*, leek.] A green pigment, similar to, if not identical with, biliverdin.

bilipur'pin, **bilipur'purin** [L. *bilis*, bile, + *purpura*, purple.] A purple pigment derived from biliverdin.

bilipyr'rhin (bil-'i-pir'rin) [L. *bilis*, bile, + G. *pyrrhos*, flame-yellow.] Bilifulvin.

biliru'bin [L. *bilis*, bile, + *ruber*, red.] A reddish bile pigment, $C_{18}H_{18}N_2O_6$, identical or isomeric with hematinoidin.

biliru'binate. A chemical compound containing bilirubin.

bil'is [L]. Bile, fel, gall. b. *bu'bula* [L. *bubulus*, pertaining to cattle], fel bovis.

biliverdin (bil-'i-vur'din) [L. *bilis*, bile, + Fr. *verd* [L. *viridis*], green.] A green pigment, $C_{18}H_{10}N_2O_6$, in human bile and that of the herbivora.

biliver'dinate. A chemical compound containing biliverdin.

bilixanthin (bil-i-zan'thin) [L. *bilis*, bile, + G. *xanthos*, yellow.] A yellow oxidation product of bilirubin, $C_{18}H_{18}N_2O_6$.

Billroth's anesthetic (bil'rōt) [Christian Albert Theodor Billroth, Viennese surgeon, 1829-1894.] A mixture of alcohol and ether, each 30.0, and chloroform, 100. B's disease, malignant lymphoma. B's operation, excision of the pylorus with end-to-end anastomosis of the stomach and duodenum.

bilob'ate [L. *bi-*, two, + *lobus*, lobe.] Having two lobes.

bilob'ular [L. *bi-*, two, + *lobulus*, lobule.] Having two lobules.

biloc'ular [L. *bi-*, two, + *loculus*, cell.] Bicellular, bicameral.

biloc'ulate. Bilocular.

Bim'ana [L. *bi-*, two, + *manus*, hand.] An order of *Mammalia*, coextensive with the genus *Homo*; it is now generally abandoned, the sub-order of *Primates* which includes man being the *Anthropoidea*.

biman'ual [L. *bi-*, two, + *manus*, hand.] Relating to, or performed by, both hands.

bimas'toid [L. *bi-*, two.] Relating to both mas and processes.

bi'nary [L. *binarius*, consisting of two.] Noting a chemical compound containing two elements.

binaural (bin-aw'ral) [L. *binī*, a pair, + *auris*, ear.] Relating to both ears; binotic.

binauricular (bin-aw-rik'u-lar). Biauricular.

bind (bind) [A.S. *bindan*.] 1. To bandage, confine, encircle with a band. 2. To join together with a band or ligature. 3. To unite with, to neutralize; noting the combination of the toxin and antitoxin molecules, or of two substances having a chemical affinity.

bindar (bin'der). 1. A broad, bandage, especially one encircling the abdomen. 2. Anything that binds, as in the case of the antitoxin molecule; see *bind* (3). **obster'ical b.**, a broad piece of muslin, covering the abdomen from the ribs to the trochanters, tightly pinned at the back, affording support after childbirth.

bindweb (bind'web). Neuroglia.

binerv'ate. Having two nerves, neurons, veins, or ribs noting an insect's wing or a leaf.

Binet age (be-na') [Alfred Binet, French psychologist, 1857-1911.] The age of the normal child with whose intelligence (as measured by the Binet-Simon tests) the intelligence of the abnormal child corresponds. The Binet age of the idiot is 1 to 2 years; of the imbecile, 3 to 7 years; of the moron, 8 to 12 years. **B. test**, submitting a child or an adolescent to a mental examination by asking him a series of questions graded according to the intelligence of normal children at different ages; according to the answers given the subject is gauged as normal, backward, a moron, an imbecile, or an idiot; see above, *Binet age*.

Binet-Simon test (be-na'se-maw'n') [Alfred Binet, Th. Simon.] Binet's test.

Bing test [Albert Bing, German otologist, *1844.] The patient signals at the instant he no longer hears a vibrating tuning-fork in contact with the skull; the external auditory canal is then closed with the finger and the sound is again heard if the middle ear is unobstructed.

biniodide (bin-i'o-did) [L. *binī*, double.] A compound having two equivalents of iodine to one of the other element.

Bi(NO₃)₃. Bismuth nitrate.

binocular (bin-ok'u-lar) [L. *binī*, paired, + *oculus*, eye.] Adapted to the use of both eyes, said of an optical instrument.

binot'ic [L. *binī*, a pair, + G. *ous* (ot-), ear.] Binaural.

binov'ular [L. *binī*, pair, + *ovulum*, dim. of *ovum*, egg.] Relating to two ova.

binoxide (bin-oks'id) [L. *binī*, pair.] A compound containing two parts or equivalents of oxygen to one of the other element.

binuclear, **binucleate** (bi-nu'kle-ar, bi-nu'kle-āt) [L. *bi-*, two, + *nucleus*.] Having two nuclei.

binucleolate [L. *bi-*, two.] Having two nucleoli.

Binz's test (bints) [K. Binz, German pharmacologist, *1832.] For quinine in the urine: a precipitate is thrown down on the addition of iodine 1, potassium iodide 1, in water 40, if quinine is present.

bi'oblast [G. *bios*, life, + *blastos*, sprout, germ.] 1. Micella. 2. Altmann's* granule.

biochemical (bi-o-kem'i-kal). Relating to physiological chemistry.

Biochemics, **biochemistry** (bi-o-kem'iks, bi-o-kem'ie-tri) [G. *bios*, life.] Physiological chemistry.

Biochemy (bi-ok'em-l). Biochemistry.

(BiO)₂CO₃. Bismuthyl carbonate, subcarbonate of bismuth.

Biodynam'ic. Relating to biodynamics or to the vital force.

Biodynam'ics [G. *bios*, life, + *dynamis*, force.] Biophysiology, the science dealing with the force or energy of living matter.

Bi'ogen [G. *bios*, life, + *gennao*, I produce.] 1. Protoplasm. 2. The assumed substance of the soul or spiritual body.

Biogen'esis [G. *bios*, life, + *genesis*, origin.] The origin of living things from living things, as opposed to abiogenesis or spontaneous generation.

Biogenet'ic. Relating to biogenesis.

Biokinetics [G. *bios*, life, + *kinēsis*, motion.]

The branch of science which treats of the changes which developing organisms undergo.

Biological (bi-o-loj'i-kal). Relating to biology.

Biologist. A student of biology.

Biolog'y [G. *bios*, life, + *-logia*.] The branch of science which deals with living organisms.

Biolytic [G. *bios*, life, + *lytikos*, solvent.] Capable of destroying life.

Biomagnetism. Animal magnetism.

Biometry [G. *bios*, life, + *metron*, measure.] In life insurance, the determination of the probable duration or expectation of life.

Bi'on [G. *bion*, living.] A living thing.

Bion'ergy [G. *bios*, life, + *energeia*, energy.] Vital force.

BiONO₃. Bismuthyl nitrate, subnitrate of bismuth.

Bionomy [G. *bios*, life, + *nomos*, law.] The laws of life; the science which treats of the laws regulating the vital functions.

Biop'osis [G. *bios*, life, + *nosos*, disease.] A disease due to some living pathogenic agent.

Biophagism, biophagy (bi-of'a-jizm, bi-of'a-jit) [G. *bios*, life, + *phagō*, I eat.] The deriving of nourishment from living organisms.

Biophagous. Feeding on living organisms, noting certain parasites.

Biophore [G. *bios*, life, + *phorō*, I carry.] The ultimate unit, according to Weissmann, an aggregation of which composes the determinant, which in turn is one of the units forming the id; it is so named on the supposition that in it resides the vitality of the cell.

Biophys'ography [G. *bios*, life, + *physis*, nature, + *graphō*, I write.] The branch of biology which deals with the natural history of living organisms; descriptive biology.

Biophysiology (bi'o-fiz-i-ol'o-jit) [G. *bios*, life, + *physis*, nature, + *-logia*.] The science of the development, morphology, and functions of living organisms.

Bioplasm [G. *bios*, life, + *plasma*, thing formed.] Protoplasm, especially in its relation to living processes and development.

Bioplas'mic. Relating to bioplasm.

Bioplas'min. The hypothetical constituent of the cytoplasm upon which the life and functional activity of the cell depends.

Bioplas'mon [G. *bios*, life, + *plassōn*, forming.] Elsborg's term for protoplasm.

Bioplast [G. *bios*, life, + *plastos*, formed.] An amoeboid cell, leucocyte, lymphocyte.

Bioplas'tic. 1. Relating to a bioplast. 2. Promoting growth, noting the energy derived from food; vegetative.

Biopsy [G. *bios*, life, + *opsis*, vision.] Examination of tissues, normal or morbid, excised from the living body.

biop'bital [L. *bi-*, two.] Relating to both orbits.

bi'oscope. Any instrument employed in bioscopy.

biop'copy [G. *bios*, life, + *skopō*, I view.] Examination of the body made to determine the presence or absence of life.

biop'osis [G. *biōsis*, life.] Life in general; the state of a living organism.

biostat'ics [G. *bios*, life, + *statikos*, causing to stand.]

1. The science of metabolism; of the relation between structure and function. 2. The science which has to do with the average expectation of life; that is, with health under varying conditions.

Biot's breath'ing (be-o') [Camille Biot, French physician, nineteenth century.] Rapid respiration with rhythmical pauses, occurring commonly in meningitis.

biotax'is, bi'otaxy [G. *bios*, life, + *taxis*, arrangement.] The classification of living beings according to their anatomical characteristics.

biot'ics [G. *biōtikos*, relating to life.] The science which deals with the functions of life, or vital activity and force.

biot'omy [G. *bios*, life, + *tomē*, a cutting.] Vivisection.

blotox'in. A poisonous substance found in the urine and in the tissue juices.

biotrip'is [G. *bios*, life, + *tripsis*, a rubbing.] A smooth, shiny, pigmented condition of the skin of the backs of the hands, forehead, shins, and elsewhere in the aged.

bipal'atnoid. A capsule with two compartments, used for taking remedies in nascent form; the reaction between the two substances takes place as the capsule dissolves in the stomach, and so sets free the remedy.

biparasit'ic. Relating to a parasite of a parasite.

bipari'etal [L. *bi-*, two, + *paries*, wall.] Relating to both parietal bones of the skull.

bip'arous [L. *bi-*, two, + *parere*, to bring forth.] Bearing two young.

bipar'tite [L. *bi-*, two, + *pars*, part.] Divided into two parts.

bi'ped [L. *bi-*, two, + *pes*, foot.] 1. Two-footed. 2. Any animal with only two feet.

bi'pedal. 1. Relating to a biped. 2. Having two feet only.

bipen'nate, bipen'niform [L. *bi-*, two, + *penna*, feather.] Having a double feather arrangement. **b. muscle**, a muscle with a central tendon toward which the fibers converge on either side like the barbs of a feather.

biper'forate [L. *bi-*, two, + *perforatus*, pierced.] Having two foramina or perforations.

bipo'lar [L. *bi-*, two, + *polus*, pole.] Having two poles, noting those nerve cells in which the branches project from two, usually opposite, points.

bipubiot'omy. Double pubiotomy, division of the pubis on both sides.

birch [A.S. *birce*.] A tree of the genus *Betula*.

Birchdale Springs, N. H. Calcic-chalybeate waters. Four springs.

Bircher's operation (bēr'kher) [Heinrich Bircher, Swiss surgeon, *1850.] Reduction in size of a dilated stomach by a line of sutures uniting the anterior and posterior walls of the organ.

Birch-Hirschfeld's method (bērkh-hērsh'felt) [Felix Victor Birch-Hirschfeld, German pathologist, *1842.] A method of staining for amyloid degeneration. The specimen, fixed in alcohol and imbedded in paraffin, is cut into very thin sections; these sections, freed from the paraffin, are placed for 5 minutes in a 2 per cent. alcoholic

solution of Bismarck brown, then washed in alcohol and distilled water and afterward placed for 5 or 10 minutes in a 2 per cent. aqueous solution of gentian violet and finally decolorized in dilute acetic acid. The nucleus is stained brown, the protoplasm is unstained, and the amyloid substance is colored a ruby red.

bird's-eye. Adonis.

Bird's sign [Samuel Dougan *Bird*, Australian physician, contemporary.] The presence of a zone of dulness on percussion with absence of respiratory signs in hydatid cyst of the lung.

birefractive, birefringent [L. *bi-*, two.] Refracting twice, splitting a ray of light in two.

Birkett's hernia [John *Birkett*, English surgeon, nineteenth century.] Protrusion of synovial membrane through a rent in the capsule of the joint.

birth. The passage of the child from the uterus to the outside world; the act of being born. **premature' b.**, the b. of a viable child, *i.e.* from early in the seventh month to full term. **still b.**, the birth of a dead fetus.

birthmark. Nevus.

birthroot. Trillium.

bisacromial [L. *bis*, twice.] Relating to both acromion processes.

bi'salt. An acid salt.*

bisaxillary [L. *bis*, twice.] Relating to both axillæ.

Bischoff's crown (bish'of) [Theodor Ludwig Wilhelm von *Bischoff*, German anatomist, 1807-1882.] The inner zone resulting from the duplication of the epithelial capsule of the ovum, the external layer constituting the granular membrane.

Bischoff's operation (bish'of) [Johann Jacob *Bischoff*, German gynecologist, *1841.] Total removal of the gravid uterus by the abdominal route.

Bischoff's test (bish'of) [Carl Adam *Bischoff*, German chemist, *1855.] For biliary acids; a red color appears upon adding sugar and dilute sulphuric acid and heating.

bisect' [L. *bi-*, two, + *secare*, to cut.] To cut in two, to divide into two parts.

bisection (bi-sek'shun). Division into two parts.

bisexual (bi-seks'u-al) [*bi-*, two, + *sexus*, sex.] Hermaphrodite.

bisferious (bis-fer'i-us) [L. *bis*, twice, + *ferire*, to strike.] Bisferiens, beating twice, said of the pulse.

Bishop's sphyg'moscope [Louis Faugères *Bishop*, New York physician, *1864.] An instrument for measuring the blood-pressure, with special reference to diastolic pressure. The tube is filled with a solution of cadmium borotungstate, and the scale is the reverse of that of a mercurial manometer, the pressure being made directly by the weight of the liquid and not by compressed air. In the tube near the cuff is inserted a glass segment with a lens by which the movements of a lever in the fluid can be observed.

bish'oping. Altering the appearance of a horse with intention to deceive; as the simulation, in the case of an old horse, by means of caustic or the hot iron, of marks on the incisors.

biiliac (bis-il'yak). Relating to any two corresponding iliac parts or structures, as the iliac bones or iliac fossæ.

Bisk'ra but'on [*Biskra*, a town in Algeria.] Oriental boil.*

bis'mal. Trade name for bismuth methylenedigallate, a bluish gray powder, employed as an intestinal astringent in doses of gr. 1-3 (0.06-0.2).

Bismarck-brown [after Prince *Bismarck* German statesman, 1815-1898.] Vesuvine.

bis'mon. Colloidal bismuth oxide, employed like bismuth subnitrate in doses of gr. 8 (0.5) in milk.

bis'mutal. A mixture of sodium salicylate and bismuth-sodium phosphate; antiseptic and astringent.

bis'mutan. Isutan, a yellow insoluble powder said to be a mixture of resorcin and bismuth tannate, employed in diarrhea in doses of gr. 1-5 (0.06-0.3).

bismuth (biz'muth). A reddish, crystalline, brittle, triad metal, chemical symbol Bi, atomic weight 208; several of its salts are employed in medicine; for the official salts see under *bismuthum*.

b. betanaph'holate, employed as an antacid when a laxative action is to be avoided, in doses of 5 gr. (0.3); orphol. **b. oxy-iodogall'ate**, arol. **liquid b.**, liquor-bismuthi (N.F.). **mag'istry of b.**, b. subnitrate.

bis'muthol. Bismutal.

bismuthosis (biz-muth-o'sis). Chronic bismuth poisoning.

bismu'thum. Bismuth. **bismu'thi carbo'nes**, b. subcarbonas (U.S.), b. oxycarbonas (Br.). **bismu'thi cit'ras** (U.S.), bismuth citrate, a white amorphous powder; employed to make the following. **bismu'thi et ammo'ni cit'ras** (U.S.), bismuth and ammonium citrate, ammoniocitrate of bismuth, occurs in white shining scales, soluble in water; intestinal astringent in doses of gr. 3-5 (0.12-0.3). **bismu'thi ox'idum** (Br.), a dull yellowish crystalline powder, employed for the same purposes as the subnitrate in doses of gr. 5-10 (0.3-0.6). **bismu'thi ox'idum hydra'tum** (N.F.), hydrated oxide of bismuth; a yellowish white powder obtained by precipitating an aqueous solution of bismuth trinitrate; external application. **bismu'thi oxycarbo'nes** (Br.), b. subcarbonas (U.S.). **bismu'thi salicyl'as**, bismuth salicylate, a whitish or yellowish powder, used in diarrhea and typhoid fever in doses of gr. 5-20 (0.3-1.3). **bismu'thi subcarbo'nes** (U.S.), bismuth subcarbonate, b. oxycarbonate (Br.), a yellowish or whitish powder, used for the same purposes as the subnitrate in doses of gr. 10-60 (0.6-4.0). **bismu'thi subgal'las** (U.S.), bismuth subgallate, dermatol, a yellowish powder, employed internally in diarrhea in doses of gr. 5-10 (0.3-0.6), and externally as an antiseptic dusting powder. **bismu'thi subni'tras** (U.S. and Br.), bismuth subnitrate, magisterium bismuthi, a white powder employed internally as an intestinal astringent and in gastric ulcer in doses of gr. 5-30 (0.3-2.0), and externally as a dusting powder. **bismu'thi subsalicyl'as** (U.S.), bismuth subsalicylate, a white or whitish crystalline or amorphous powder; employed as an intestinal antiseptic in doses of gr. 5-10 (0.3-0.6).

bis'muthyl [bismuth + G. *hylē*, stuff.] The group, BiO, which behaves chemically as an atom of a univalent metal; its salts are the oxysalts or subsalts of bismuth.

bismu'tose. Trade name of a compound of bismuth and albumin, a white powder insoluble in water; employed in intestinal disorders in doses of 3½-2 (2.0-8.0).

bi'sol. Trade name for soluble bismuth phosphate, a white powder, containing about 20 per cent bismuth trioxide; intestinal antiseptic and astringent in doses of gr. 4-8 (0.25-0.5).

bistephan'ic. Relating to both stephanions, naming particularly the *b. width* of the cranium, or *b. diameter*, the shortest distance from one stephanion to the other.

bistor'ta [L. *bis*, twice, + *tortus*, twisted.] Bistorti,

the rhizome of *Polygonum bistorta*, English serpentary, sweetdock, snakewort; astringent, employed for the same purposes as eranium.

bistoury (bis'too-re) [Fr. *bistouri*.] A long narrow-bladed knife, straight or curved on the edge, sharp or blunt pointed (*probe-pointed*); employed for opening abscesses, slitting up sinuses and fistulæ, etc.



BLUNT-POINTED AND SHARP-POINTED CURVED BISTOURIES.

bi-stratal (bi-stra'tal) [L. *bi*-, two, + *stratum*, layer.] Having two strata or layers.

bisulphate. A compound having two parts or equivalents of sulphuric acid to one of the base.

bisulphide. A compound containing two equivalents of sulphur to one of the other element.

bisulphite. A compound containing two equivalents of sulphurous acid to one of the base.

bitartrate. A compound containing two equivalents of tartaric acid to one of the base.

bitemporal. Relating to both temples or temporal bones.

Bitot's spots (be-to'). Minute areas of desquamating epithelium on the conjunctiva in xerosis of that membrane.

bitrochanteric (bi-tro-kan-ter'ik). Relating to two trochanters, either to the two trochanters of one femur or to both great trochanters.

bitter. Having a taste like that of strychnine or quinine. **b. water**, one of a group of purgative mineral waters containing magnesium sulphate.

bitters. 1. An alcoholic liquor in which bitter vegetable substances, quinine, gentian, or the like, have been steeped. 2. Bitter vegetable drugs, usually employed as tonics; such are quassia, gentian, cinchona, etc. **Swe'dish b.**, *tinctura aloes composita*.

bitterroot. *Dulcamara*.

Bittorf's reaction [Alexander Bittorf, German physician, contemporary.] In cases of renal colic the pain on squeezing the testicle or pressing the ovary radiates to the kidney.

biuret. A derivative of urea, $C_2H_4N_2O_2 + H_2O$. **b. reaction**, biuret added to the suspected fluid and heated with Fehling's solution gives a violet color when protein is present.

bi-valence, bi-valency. A combining force, or valence, double that of the hydrogen atom.

bi-valent [L. *bi*-, two, + *valere*, to have power.] Having a combining power equal to two atoms of hydrogen.

bi-valve [L. *bi*-, two, + *valva*, door.] Having two movable sides or parts connected by a hinge. **b. speculum**, see under *speculum*.

biventer [L. *bi*-, two, + *venier*, belly.] Two-bellied, digastric; noting several muscles. **b. cervic'is**, inner portion of the complexus, *musculus* spinalis capitis*. **b. mandib'ulæ**, *musculus digastricus*.

biventral. Digastric.

b'vo. Trade name of a preparation of meat extract, iron, glucose, and alcohol.

bl'ia. The orange dye obtained from arnatto.

bi-zygomatic (bi-zi-go-mat'ik). Relating to both zygomas.

Bizzozzo's plate/let (bit-sot'ser-o) [Giulio Bizzozzo.

Italian physician, 1846-1901.] Hematoblast. **B.'s red cells**, nucleated red blood-corpuscles.

black [A.S. *blæc*.] Without color, reflecting no light, the opposite of white. **b. draught**, *mistura sennæ composita*. **b. drop**, *acetum opii*. **b. fe'ver**, *kala-azar*. **b. fly**, buffalo gnat, sand fly, a biting dipterous insect of the genus *Simulium*. **b. head**, comedo. **b. spore**, a body noted by Ross in the malarial organism, either a hyperparasite (a species of *Nosema*) or indicating a special stage in the life history of the organism. **b. wash**, *lotio hydrargyri nigra*.

Black Barren Mineral Springs, Penn. Mild alkaline-saline waters. Rheumatism, hepatic and renal disorders, and dyspepsia. May to October.

black'berry. *Rubus*.

black-eye. An ecchymosis of the eyelids and surrounding parts.

blackleg. 1. Purpura of the legs. 2. Quarter evil, symptomatic anthrax.*

Black Sulphur Springs, California. See *Byron Springs*.

black'water fe'ver. Hemoglobinuria.

bladd'er [A.S. *blædre*.] 1. Vesica; the distensible elastic bag serving as a receptacle and place of storage for the urine; also any similar receptacle for fluid, as the gall-bladder. 2. Vesicle, blister; any hollow structure or sac, normal or pathological, containing a serous fluid. **brain b.**, a cerebral vesicle in the embryo. **fascic'ulate b.**, one with hypertrophied walls, the muscular bundles standing out like interlacing cords on the inner surface of the viscus. **gall-b.**, *cholecyst*. **u'ri-nary b.**, a muscular bag in which the urine is received and stored temporarily before being discharged through the urethra.

absence, *acystia*, *atrophy*, *cystatrophy*, *catarrh*, *cystorrhæa*, *dilatation*, *cystauxe*, *cystectasy*, *examination*, *cystoscopy*, *fixation*, *cystoexy*, *hemorrhage*, *cystorrhagia*, *hernia*, *cystocele*, *colpocystocele* (into vagina), *proctocystocele* (into rectum), *incision*, *cystotomy*; *epicystotomy* (suprapubic), *hypocystotomy* (perineal), *colpocystotomy* (through vagina), *cystidolaparotomy*, *cystidocolotomy* (through abdominal wall), *proctocystotomy* (through rectum), *lithotomy* (for stone), *inflammation*, *cystitis*; *pericystitis*, *epicystitis*, *paracystitis* (of parts around), *irritability*, *cystereithism*, *pain*, *cystalgia*, *cystodynia*, *cystoneuralgia*, *prostatic surgery*, *cystoplasty*, *cystorrhaphy* (suture), *prolapse*, *cystoptosis*.

bladd'er-worm. *Cysticercus*.

bladder-wrack (blad'er-rak). *Fucus vesiculosus*.

blade-bone. Scapula.

Bladon Springs, Alabama. Alkaline-carbonated waters. Rheumatism, renal diseases, indigestion, and syphilitic cachexia.

blain [A.S. *bl gen*.] A sore on the skin, blister, blotch.

Blainville ears (blān-vêl') [Henri Marie Ducrotay de Blainville, French zoologist and anthropologist, 1777-1850.] Asymmetry in size or shape of the auricles.

Blan'card's pills [Stephen Blancard, Dutch physician, 1650-1702.] *Pilule ferri iodidi*.

Blan'chard's meth'od [Wallace Blanchard, Chicago surgeon, *1857.] Treatment of tuberculous cavities in bone by plugging with a non-medicated mixture of white wax, 1 part, and vaseline, 8 parts.

bland [L. *blandus*, soft.] Mild, unirritating, soothing. **Blandin's gland** (blāhn-dān') [Philippe Frédéric Blandin, Parisian surgeon, 1798-1849.] Glandula lingualis anterior; called also *Blandin-Nuhn's gland*.

Blasius' duct (blah'se-oos) [Ernst Blasius, German surgeon, 1802-1875.] Stenson's duct, ductus* parotideus.

- blast** [*G. blastos*, offspring, germ.] Sporozoite. *b. form of red cells*, nucleated red blood cells, erythroblasts.
- blaste'ma** [*G. blastēma*, a sprout.] The bioplasm of the developing embryo.
- blastem'ic**. Relating to the blastema.
- blas'tid** [*G. blastos*, germ.] The clear space in the impregnated ovum marking the site of the nucleus.
- blastoc'ele**, **blastocoele** (blas'to-sēl) [*G. blastos*, germ, + *kōilos*, hollow.] The cavity in the morula of a developing ovum.
- blastoc'e'lic**. Relating to the blastocoele.
- blastochyle** (blas'to-kīl) [*G. blastos*, germ, + *chylōs*, juice.] The blastocelic fluid.
- blas'tocyst** [*G. blastos*, germ, + *kystis*, bladder.] Blastodermic vesicle, gastrocyst; the morula after its conversion into a cyst through the accumulation of fluid within the trophoblast.
- blastocyte** (blas'to-sīt) [*G. blastos*, germ, + *kytos*, cell.] An undifferentiated embryonic cell.
- blastocysto'ma**. A tumor formed of indifferent cells (blastocytes).
- blastoderm**, **blastoderma** (blas'to-durm, blas-to-dur'mah) [*G. blastos*, germ, + *derma*, skin.] The primitive cell layer in the beginning embryo, consisting of two or three layers of cells; the outer, or ectoderm, the inner, or entoderm, and a middle, or mesoderm, also called epiblast, hypoblast, and mesoblast, respectively. The blastoderm lies beneath the zona pellucida of the ovum and forms the wall of a sac, the blastodermic vesicle.
- blastoderm'al**. Blastodermic.
- blastoder'm'ic**. Relating to the blastoderm.
- blas'todisc**. A collection of protoplasm at one pole of the impregnated ovum.
- blastogen'esis** [*G. blastos*, germ, + *genesis*, origin.] Reproduction of unicellular organisms by budding.
- blastogeny** (blas-toj'en-i) [*G. blastos*, germ, + *gennao*, I produce.] The evolution of the body in its development from the ovum; the germ history of the organism.
- blasto'ma** [*G. blastos*, germ.] 1. A neoplasm developing from an embryonic rest, blastocytoma. 2. A true tumor, a neoplasm possessing the power of autonomous growth.
- blas'tomere** [*G. blastos*, germ, + *meros*, part.] One of the segments into which the egg divides after conjugation of the sperm-nucleus and germ-nucleus.
- blastomerot'omy**. Blastotomy.
- blastomycetes** (blas-to-mi-se'tēz) [*G. blastos*, germ, + *mykēs*, fungus.] Saccharomycetes, yeasts, budding fungi; see *saccharomycetes*.
- blastomyce'tic**. Relating to or caused by blastomycetes. *b. dermati'tis*, cutaneous blastomycosis.
- blastomycosis**. A disease caused by the presence and growth of blastomycetes in the tissues; it may be generalized or confined to the skin. The general symptoms are anorexia, emaciation, prostration, cough, an irregular temperature, weak and rapid pulse, multiple subcutaneous nodules which suppurate and form ulcers. The *cutaneous form* (blastomycetic dermatitis) is marked by the presence of elevated patches of varying size, presenting a verrucous surface sometimes discharging pus or crusted.
- blastoneupore** (blas'to-nu'ro-pōr). An opening formed by the union of the blastopore and neuro-pore.
- blas'tophore** [*G. blastos*, germ, + *phoros*, bearing.] The part of the sperm cell which does not produce spermatozoa.
- blastophthoria** (blas'tof-tho'ri-ah) [*G. blastos*, germ, + *phthora*, corruption.] Degeneration of the germ cells as a result of poisoning by syphilis, lead, alcohol, opium, etc.
- blastophthoric** (blas'tof-thor'ik). Relating to blastophthoria. *b. degenera'tion*, blastophthoria.
- blastophyll'um** [*G. blastos*, germ, + *phyllon*, leaf.] One of the blastodermal layers.
- blas'topore** [*G. blastos*, germ, + *poros*, opening.] The opening into the archenteron formed by the invagination of the blastula; Rusconi's anus, protostoma.
- blastosphere** (blas'to-sfēr) [*G. blastos*, germ, + *sphaira*, sphere.] Blastodermic vesicle, blastula.
- blastospher'ic**. Relating to the blastosphere.
- blastot'omy** [*G. blastos*, germ, + *tomē*, incision.] The experimental destruction of one or more blastomeres.
- blas'tula** [dim. from *G. blastos*, germ.] Blastosphere.
- blas'tular**. Blastospheric.
- blastula'tion**. The formation of the blastula or blastosphere.
- Blatt'a orienta'lis**. The common cockroach; the dried insect has been employed as a diuretic in albuminuria in doses of gr. 4-8 (o. 25-o. 5).
- Blaud's pills** (blawd, properly blo) [*P. Blaud*, French physician, 1774-1858.] *Pilulæ ferri carbonatis*.
- blear-eye**. Lippitudo, a chronic inflammation of the margins of the eyelids.
- bleb**. Bulla, blister.
- bleed'er**. 1. A sufferer from hemophilia. 2. A phlebotomist.
- blen'al**. Santalol carbonate, a yellowish oily liquid, used in the treatment of gonorrhea.
- blennadenitis** (blen-ad-en-i'('e')tis) [*G. blenna*, mucus, + *adēn*, gland, + *-itis*.] Inflammation of the mucous glands.
- blennogen'ic** [*G. blennos*, mucus, + *gennao*, I produce.] Muciparous, forming mucus.
- blennogenous** (blen-oj'en-us). Blennogenic.
- blenn'oid** [*G. blennos*, mucus, + *eidos*, resemblance.] Mucoid, resembling mucus.
- blennometritis** (blen-o-me-tri'('tre')tis) [*G. blennes*, mucus, + *mētra*, womb, + *-itis*.] Inflammation of the uterine mucous membrane, especially when accompanied by a discharge.
- blennophthal'mia** [*G. blennos*, mucus, + *ophthal'mia*.] 1. Conjunctivitis. 2. Gonorrheal ophthalmia.
- blennorrh'a'gia** [*G. blennos*, mucus, + *-rhagia*.] A profuse blennorrhea.
- blennorrhagic** (blen-o-raj'ik). Blennorrheal.
- blennorrh'e'a**, **blennorrhoe'a** [*G. blennos*, mucus, + *rhoia*, a flow.] 1. Any mucous discharge, especially from the urethra or vagina. 2. Gonorrhea. *b. alveola'ris*, pyorrhea alveolaris. *b. conjunctiva'lis*, gonorrheal ophthalmia. *b. neonato'rum*, ophthalmia neonatorum.
- blennorrh'e'al**. Relating to blennorrhea.
- blennos'tasin** [see *blennostasis*.] Cinchonidine hydrobromide, a yellow powder of bitter taste, hemostatic and astringent, employed in catarrhal inflammation of the respiratory mucous membranes in doses of gr. 1-4 (o. 06-o. 25).
- blennos'tasis** [*G. blennos*, mucus, + *stasis*, a standing.] Diminution or suppression of secretion from the mucous membranes.
- blennostat'ic**. Diminishing mucous secretion.
- blennotho'rax** [*G. blennos*, mucus.] An accumulation of mucous secretion in the bronchi.
- blennu'ria** [*G. blennos*, mucus, + *ouron*, urine.] The passage of an excess of mucus in the urine.
- blepharadenitis** (blef-ar-ad-en-i'('e')tis) [*G. blepharon*,

eyelid, + *adēn*, gland, + *-itis*.] Inflammation of the Meibomian glands.

bleph'aral [G. *blepharon*, eyelid.] Referring to the eyelids.

bleph'arism [G. *blepharon*, eyelid.] Spasmodic twitching of the eyelids.

blepharitis (blef'ar-i'(e')tis) [G. *blepharon*, eyelid, + *-itis*.] Inflammation of the eyelids, especially of the margins of the lids, ciliary or marginal b., *b. cilia'ris*, *b. margina'lis*. *b. squamo'sa*, a chronic inflammation of the margins of the lids with the formation of branny scales. *b. ulcer-o'sa*, marginal b. with ulceration. *b. parasit'ica*, *b. phthiria'tica*, marginal b. due to the presence of lice, *pediculous* b.

blepharoadenitis (blef'ar-o-ad-en-i'(e')tis). Blepharadenitis.

blepharoadenoma (blef'ar-o-ad-e-no'mah) [G. *blepharon*, eyelid, + *adēn*, gland, + *-ōma*.] A glandular tumor, or adenoma, of the eyelid.

blepharotheroma (blef'ar-o-ath-e-ro'mah) [G. *blepharon*, eyelid, + *athērē*, gruel, + *-ōma*.] A sebaceous cyst of the eyelid.

blepharochalasis (blef'ar-o-kal'as-is) [G. *blepharon*, eyelid, + *chalasis*, a slackening.] A condition in which there is a redundancy of the upper eyelids so that a fold of skin hangs down, often concealing the tarsal margin when the eye is open; ptosis adiposa, false ptosis, dermatolysis palpebrarum.

bleph'arochromidrosis [G. *blepharon* eyelid, + *chrōma*, color, + *hidrōs*, sweat.] Chromidrosis of the eyelids.

blepharoclonus [G. *blepharon*, eyelid, + *klonos*, a tumult.] Clonic spasm of the eyelids.

blepharocconjunctivitis (blef'ar-o-kon-junk-ti-vi'(ve')tis) [G. *blepharon*, eyelid, + *L. conjunctiva*, + *G. -itis*.] Inflammation of the palpebral conjunctiva.

blepharodys'tasis [G. *blepharon*, eyelid, + *diastasis*, separation.] Abnormal separation or inability to close completely the eyelids.

blepharon'cus [G. *blepharon*, eyelid, + *onkos* a tumor.] A tumor of the eyelid.

blepharopachynsis (blef'ar-o-pā-kin'sis) [G. *blepharon*, eyelid, + *pachynsis*, a thickening.] A thickening of an eyelid.

bleph'arophymo'sis [G. *blepharon*, eyelid, + *phimō-sis*, a narrowing.] Inability to open the eye to the normal extent; blepharostenosis.

bleph'aroph'ryplasty [G. *blepharon*, eyelid, + *ophrys*, eyebrow, + *plastō*, I form.] A plastic operation for the restoration of a defect in the eyelid and the eyebrow.

bleph'aroplast [G. *blepharon*, eyelid, + *plastos*, formed.] A minute mass of chromatin formed from the nucleus in certain protozoa (such as the trypanosomes), acting as a center for movement of the organism; micronucleus; motor or locomotor nucleus.

bleph'aroplas'tic. Relating to blepharoplasty.

bleph'aroplasty. [G. *blepharon*, eyelid, + *plastō*, I form.] Any operation for the restoration of a defect in the eyelid.

bleph'arople'gia [G. *blepharon*, eyelid, + *plēgē*, stroke.] Paralysis of an eyelid, blepharoptosis.

blepharopto'sia [G. *blepharon*, eyelid, + *ptōsis*, a falling.] Drooping of the upper eyelid.

blepharopyorrhea (blef'ar-o-pi-or-re'ah) [G. *blepharon*, eyelid, + *pyon*, pus, + *rhoia*, a flow.] Purulent inflammation of the palpebral conjunctiva.

blepharorhaphy [G. *blepharon*, eyelid, + *rhaphe*, seam.] Tarsorrhaphy.

bleph'arospasm, **blepharospas'mus** [G. *blepharon*,

eyelid.] Spasmodic winking, or contraction of the orbicularis palpebrarum muscle.

bleph'arosphinc'terectomy [G. *blepharon*, eyelid, + *sphinctēr*, sphincter, + *ektomē*, excision.] Excision of a portion of the orbicularis palpebrarum muscle for the relief of obstinate blepharospasm.

bleph'arostat [G. *blepharon*, eyelid + *statos*, fixed.] Eye-speculum.

blepharostenosis (blef'ar-o-sten-o'sis) [G. *blepharon*, eyelid, + *stenōsis*, a narrowing.] Blepharophymosis, inability to open the eye to the normal extent.

blepharosynechia (blef'ar-o-si-nek'i-ah) [G. *blepharon*, eyelid, + *synechia*, continuity.] Permanent adhesion of the eyelids.

blepharot'omy [G. *blepharon*, eyelid, + *tomē*, incision.] A cutting operation on an eyelid.

bles'sed, **this'tle**. Carduus.

Bless'ig's groove [Robert Blessig, Dorpat physician, 1830-1878.] A mark in the eye of the embryo indicating the position of the ora serrata, or anterior edge of the retina.

blind (blnd) Unable to see. *b. spot*, optic disc, papilla nervi optici.

blind-gut. Cecum.

blind'ness. Loss of sight, amaurosis. *col'or b.*, an inability to recognize one or more of the seven primary colors; for the theories advanced to account for this condition, see under *Edridge-Green*, *Herring*, and *Young-Helmholts*. *cortical b.*, loss of sight due to a lesion in the cortical center of vision. *day-b.*, hemeralopia. *letter-b.*, a form of aphasia in which one is unable to recognize the significance of letters. *mind-b.*, a division of aphasia including alexia, sign-blindness, and apraxia, in which the person no longer understands what he sees. *moon-b.*, dimness of vision attributed to dazzling by the light of the tropical moon; moon-blink. *night-b.*, nyctalopia. *psy'chic b.*, loss of comprehension of the retinal images through destruction of the visual center in the brain. *red-green b.*, xanthocyanopia. *sign-b.*, loss of the ability to comprehend the meaning of signs or gestures, asymbolia (2). *snow-b.*, conjunctivitis with obscuration of vision caused by sunlight reflected from snow. *text-b.*, *word-b.*, alexia.

blind-spot. Physiological scotoma, the point of entrance of the optic nerve into the retina.

blis'ter. 1. A collection of fluid in the skin beneath the epidermis which is raised to form the upper wall of the sac, the base of the blister being formed by the corium. 2. An agent the application of which to the skin will cause the formation of a blister. *blood-b.*, one which contains blood. *fever b.*, herpes labialis. *fly b.*, a vesicating application composed chiefly of cantharides. *fly'ing b.*, a vesicating agent applied in succession to different areas of the skin, being kept in each place only long enough to redden, but not to cause a blister.

blis'tering. 1. Causing a blister to form. 2. The forming of a blister.

block [Fr. *bloquer*.] To abstract, arrest passage through.

block'ing. 1. The arrest of passage through, obstructing. 2. In psychoanalysis, a sudden break in the association occurring when a complex is touched. *nerve b.*, impeding or arresting the passage of impulses through a nerve, as by the injection of alcohol or of cocaine or the like.

Blocq's disease [Paul Oscar Blocq, Parisian physician, 1860-1896.] Astasia abasia.

Blodgett's Springs, California. Alkaline-carbonated-sulphureted waters. Used by drinking and bathing in rheumatism, chronic arthritis, cutaneous diseases, dyspepsia, constipation, and renal and cystic disorders.

blood (blud) [A.S. blōd.] Sanguis, cruor; the red fluid circulating in the arteries, capillaries, and veins; it carries oxygen and reconstructive material to the tissues and removes from them carbon dioxide and other waste products. The *arterial blood* is that which has been depurated in the lungs, is of a bright red color, and is found in the pulmonary veins, left side of the heart, and the arteries; the *venous blood* is that charged with waste material, it is of a dark red color, and circulates in the veins, right side of the heart, and pulmonary artery. The blood is a fluid, *plasma*, in which are numerous cells, the *erythrocytes* and *leucocytes*, the *platelets*, and the *hemoconia*. **b.-cast**, a urinary cast formed of coagulated blood. **b.-cell**, **b.-corpuscle**. **b.-clot**, coagulum. **b.-corpuscle**, **b.-cell**, either a red cell, erythrocyte, or a white cell, leucocyte. **b.-count**, a count of the absolute and relative numbers of red and white cells in a given quantity of blood. **b.-crystals**, hematinoid crystals. **b.-cyst**, hematocyst, hematoma. **b.-disc**, platelet. **b.-dust**, hemoconia. **b.-motes**, hemoconia. **b.-plaque**, platelet. **b.-plasma**, the fluid portion of the blood as it is contained in the vessels; it differs from blood-serum chiefly in containing fibrinogen. **b.-plate**, **b.-platelet**, hematoblast, platelet.* **b.-poisoning**, septicemia, pyemia, toxemia.* **b.-pressure**, the pressure or tension of the blood within the arteries, maintained by the contraction of the left ventricle, the resistance of the arterioles and capillaries, the elasticity of the arterial walls, and the condition of fluidity of the blood; the *systolic* or maximum **b. p.** is that occurring at the moment of ventricular systole; the *diastolic*, or minimum **b. p.** is that noted during ventricular diastole immediately preceding the systole; the difference between these two degrees of pressure is called the "pulse-pressure." **b.-plas'tid**, a red blood cell altered by the action of a too concentrated salt solution. **b.-serum**, the fluid which is squeezed out by shrinkage of a blood-clot; in composition it is similar to the blood-plasma without the fibrinogen. **b.-tumor**, (1) aneurysm; (2) hematocyst, hematoma. **b.-ves'sel**, one of the channels or tubes conveying blood, an artery, vein, sinus, or capillary. *live b.*, myokymia, or twitching, of the eyelid.

aeration, arterialization, oxygenation, hematosis. **arresting discharge**, hemostatic, styptic. **cell**, hematocyte, erythrocyte, leucocyte, lymphocyte; hematoblast, platelet, hematocyst or blood-dust. **coloring matter**, hemoglobin. **deficiency**, oligemia, ischemia, local anemia, local asphyxia, local syncope. **destruction** of, hemolysis, hematoctolysis, hemocytolysis, hematoctolysis, cytohemolysis, leucocytolysis, erythrocytolysis, plasmodium, disease, hematopathy, chlorosis, leucemia, anemia, methemoglobinemia, chloranemia, hematomodyscrasia, oligemia, pyemia, septicemia, sapremia, hemophthisis. **escape**, hematorrhage, hemorrhage, diapedesis, exudation. **excess**, polyhemia, plethora, congestion, hyperemia, hypostasis. **fatty**, lipemia, pionemia. **fibrin**, hypinosis (deficiency); hyperinosis, hyperinosemia (excess). **formation**, hematogenesis, hemogenesis, hematosis, hematoplasty, hematopoiesis, sanguification; anhematosis (defective). **making of**, see *formation*. **microorganisms in**, bacteriemia, bacillemia, staphylococcemia, microbiohemia. **poisoning**, sapremia, septicemia, pyemia, uremia, stercoremia, copremia, toxemia, ichoremia. **prefixes** denoting, *hema-*, *hemato-*, *hemo-*, *sangu-*, *splitting*, hemoptysis. **sugar in**, glycemia, glycohemia, melitemia. **sweating of**, hematirosis, hematirosis, thickening, anhydremia, hypohydremia, pachyemia, pachemia, pelohemia. **thinness**, anemia, spanemia, hydremia. **tumor**,

aneurysm, hematocyst, hematoma, hematocele. *urinary poisoning*, uremia, azotemia, urinemia. *vomiting*, hematemesis.

blood/less. Without blood, anemic, exsanguinate.
b. opera'tion, one performed with loss of little blood.

blood/letting. Abstraction of blood from the body as a remedial measure. **gen'eral b.**, abstraction of blood by an incision into an artery (*arteriotomy*) or a vein (*venesection*, *phlebotomy*). **lo'cal b.**, abstraction of blood from the smaller vessels by wet cupping or leeching.

blood/root. Sanguinaria.

blood/shot. Locally congested, the smaller blood-vessels of the part being dilated and visible.

blood-ves'sel. A tube (artery, capillary, vein, or sinus) conveying blood.

affecting the tonus, vasomotor, vasotonic, angiotonic, vasohypotonic, vasodilator, angiohypotonic, vasohypertonic, vasoconstrictor, angiohypertonic. **capillary**, telangion, trichangion. **closure of**, by means of ligation, acupressure, torsion, artery forceps, angiotribe. **clot in**, embolus, thrombus. **coil of**, glomus, glomerulus. **degeneration**, atheroma, angiosclerosis. **dilatation**, angiectasia, vasodilatation, aneurysm, varix; telangiectasia, trichangiectasia, angiectectasia (of capillaries). **disease**, angiopathy, angiosis; angiosclerosis, angiofibrosis, atheroma, angiomalacia; angioneurosis; telangiosis (of capillaries). **formation**, vasification, vasiformation, vasoformation, angiopoiesis, angiogenesis. **inflammation**, angieitis, angitis. **junction of**, anastomosis, inoculation, synanastomosis. **narrowing**, angostenosis, vasoconstriction. **paralysis**, angioparalysis, angioparesis, vasomotor paralysis, vasoparalysis, vasoparesis. **rupture**, angiorrhesis. **spasm**, angiospasm, vasospasm. **tumor**, angioma, hemangioma, endothelioma, aneurysm, angiosarcoma, angioglioma, telangioma, angionoma.

Blot's scis'sors (blo) [Claude Philibert Hippolyte Blot, Parisian obstetrician, 1822-1888.] An instrument for craniotomy, consisting of lance-pointed scissors by which the skull is pierced, and cut as the blades are opened.

blotch. A pimple, pustule, or other lesion of the skin. **pel'vic b.**, pelvic* spot.

Blount Springs, Alabama. Saline-sulphureted waters. Six springs.

blow-fly. Flesh-fly, *Musca vomitoria*, a fly that deposits its eggs in flesh; the maggots are sometimes seen in subjects in the dissecting room.

blue. 1. Azure, the color of the clear sky, one of the primary colors of the spectrum between the indigo and the green. 2. Having the color of the sky, of the color blue. 3. Cyanotic. **b. ba'by**, a newborn infant with cyanosis, usually due to persistence of the foramen ovale of the heart. **b.-blind**, unable to distinguish the color blue. **b.-blind/ness**, acyanopsia. **b. disease**, morbus cæruleus. **b. gum**, (1) the line along the dental margin of the gums in lead-poisoning; (2) *Eucalyptus globulus*. **b. mass**, mass*, hydrargyri. **b. oint'ment**, unguentum* hydrargyri. **b. pill**, **b. mass**. **b.-stone**, copper sulphate, see under *cuprum*.

Blue Hill Mineral Springs, Maine. Light alkaline-chalybeate waters. Used for drinking. Tonic and diuretic.

Blue Lick Springs, Missouri. Murated and sulphated-saline-carbonated waters. Hepatic, renal, cystic, and intestinal disorders.

Blue Ridge Springs, Virginia. Sulphated-saline-carbonated waters, 53° F. Tonic, used in dyspepsia, diarrhea, and constipation.

Blum's reagent [Leo Blum, Strassburg physician. *1878.] To a solution of chloride of manganese and sodium metaphosphate a small quantity of lead dioxide is added and the solution is filtered, upon adding urine to the solution a pink color is formed if albumin is present.

Blumberg's sign. In active peritonitis the pain caused by pressure of the hand on the abdomen is less than that caused by sudden removal of the pressure; when the inflammatory process is subsiding the pain of pressure is greater than that produced by sudden relief of pressure.

Blumenau's nu'cleus (bloo'men-ow) [Leonid Blumenau, St. Petersburg neurologist, *1862.] The outer portion of the cuneate fasciculus in the olivata.

Blumenbach's cil'vus [Johann Friedrich Blumenbach, German physiologist, 1752-1840.] The sloping portion of the sphenoid bone continuous with the basilar process of the occipital. **B.'s process**, processus uncinatus.

Blyth's test [Alexander Wynter Blyth, English sanitarian, contemporary.] Tincture of cochineal, added to water, forms a precipitate if lead is present.

BNA. Abbreviation for Basle* anatomical nomenclature.

Boas' point [Ismar Boas, Berlin physician, *1858.] A tender spot to the left of the twelfth thoracic vertebra, present in cases of gastric ulcer. **B.'s test**, for hydrochloric acid in the gastric juice; a drop of a solution of resorcin and sugar, each 5, in dilute alcohol 100, added to a drop of the filtered gastric juice produces a temporary scarlet color if hydrochloric acid is present. **B.'s test breakfast**, consists of a tablespoonful of oatmeal in a quart of water boiled down to a pint; it is eaten in the morning, the stomach having previously been washed out, and the stomach contents are withdrawn and examined after one hour and a half.

Boas-Opp'ler bacill'us [Ismar Boas; Bruno Oppler, Breslau physician, contemporary.] *Bacillus gastraphilus*.

Bobroff's meth'od [V. F. Bobroff, Moscow surgeon, *1858.] Treatment of cyst of the liver by incision and removal of the lining membrane, followed by suture of the incision and closure of the abdomen without lavage or drainage.

Bochdalek's canal' (bokh-dal'ek) [Bochdalek, Prague anatomist, †1883.] Rivinus's* foramen. **B.'s ganglion**, a ganglion of the plexus of the dental nerve lying in the maxilla just above the root of the canine tooth. **B.'s gap**, the opening in the diaphragm on either side posteriorly between the vertebral and the costal attachments. **B.'s muscle**, musculus triticeoglossus. **B.'s valve**, a fold of mucous membrane in the nasal canal at the level of the punctum lacrimale.

Bock's nerve [August Carl Bock, German anatomist, 1782-1833.] The pharyngeal nerve arising from the posterior portion of the sphenopalatine ganglion, blended usually with the Vidian nerve.

Bockhart's impeti'go [Max Bockhart, German physician, nineteenth century.] A form of impetigo involving the hair follicles, frequently a result of autoinoculation from the discharge of a boil.

Bo'dal's test. A test for color vision by means of variously colored blocks.

Bo'do. A genus of protozoan organisms some of which are parasitic in the intestine of man and other mammals; it is wedge-shaped, the narrow part being twisted in itself, and is provided with two flagella. **B. urina'rius**, a species found occasionally in the urine, but probably not pathogenic.

body (A.S. *bodig*.) Corpus, soma. 1. The trunk as distinguished from the head and extremities.

2. The material part of man, as distinguished from the mind. 3. The principal mass of any structure. 4. A thing, a substance. 5. In dentistry the inner portion of an artificial tooth beneath the vitreous surface. (For terms not found here, see the qualifying word or under *corpus*.) **allox'ur b.**, xanthin* base. **brass'y b.**, a dark-colored erythrocyte containing a malarial parasite. **brown b.**, black* spore. **cil'iary b.**, the ciliary processes and muscles taken collectively. **dead b.**, corpse. **demilune' b.**, see *demilune*. **elemen'tary b.**, platelet. **epithe'lial b.**, parathyroid. **for'eign b.**, anything in the tissues or cavities of the body that has been introduced there from without, and that is not absorbable. **fuch'sin b.**, Russell's* body. **glass b.**, see *demilune** body. **inclu'sion b.**, nucleoid. **ol'i'v'ary b.**, oliva. **paranu'clear b.**, attraction sphere. **perine'al b.**, the tissues between rectum and vagina in the female perineum. **pitu'itary b.**, hypophysis cerebri. **po'lar b.**, one of two minute globular masses in the ovum, expelled at the time of impregnation.

body-cav'ity. Cœlom, the general cavity of the body, consisting of thorax, abdomen, and pelvis.

body-louse. *Pediculus corporis*.

body-snatch'ing. Robbing a grave of a newly buried corpse for purpose of dissection.

Boeck's disease' [Carl Wilhelm Boeck, Norwegian physician, 1808-1875.] A variety of multiple benign sarcoid,* marked by one or more large nodules or a number of firm, elastic, reddish papules, sometimes with slight scaling, with central umbilication, which finally disappear, leaving a pigmented area. **B.'s itch** or **scab'ies**, a severe form of scabies observed in Scandinavia, thought to be due to the itch-mite of the wolf* contracted by handling the skins of these animals; scabies crustosa.

Boedeker's test (bé'da-ker) [Carl Heinrich Detlef Boedeker, German chemist, 1815-1895.] For albumin in the urine; the urine is acidulated with acetic acid and potassium ferrocyanide is added; if albumin is present a white precipitate forms.

Boenninghausen's meth'od (bé'ning-how'zen) [C. von Boenninghausen, German physician, nineteenth century.] In homeopathy, the selection of a remedy by a comparison of the elements of the symptoms of the disease and the drug-symptoms without insisting upon an exact correspondence in location, sensation, and modality.

Boerhaave's glands (boor'hah-veh) [Hermann Boerhaave, Dutch physician, 1668-1738.] Sweat glands.

Boerne, Texas. Indian Mineral Springs about 3 miles from Boerne. Alkaline-saline waters. Used for drinking in chronic rheumatism, renal and nervous diseases, malaria, and tuberculosis.

Boettcher's canal' (bét'kher) [Arthur Boettcher, German anatomist at Dorpat, 1831-1889.] A minute canal connecting the utricle and saccule of the internal ear. **B.'s cells**, a single layer of cells on the basilar membrane of the cochlea. **B.'s crys'tals**, sperm crystals. **B.'s gang'lion**, a small mass of gray matter on the vestibular branch of the cochlear nerve near its origin. **B.'s space**, Cotunnus's* space.

Boettger's test (bét'ger) [Wilhelm Carl Boettger, German chemist, *1871.] For glucose: the suspected urine, alkalized by means of sodium bicarbonate, is boiled with bismuth subnitrate; the presence of sugar is indicated by a black precipitate. **B.'s test-paper**, alkanin paper.

bog'bean. Menyanthes.

Bogros's space (bog-ro') [Jean Annet *Bogros*, French anatomist, 1786-1823.] Retroinguinal space; a triangular space between the diaphragm and the fascia transversalis, at the lower angle of which is the inguinal ligament.

boil [properly *bile*, A.S. *byl*, a swelling.] Furuncle. **orient'al b.**, an infectious ulcer, beginning as a papule which soon enlarges to a nodule or large tubercle and then breaks down into an ulcer; the affection is endemic in parts of Asia Minor, Northern Africa, and India, as indicated by its various names; *Aleppo boil* or *evil*, *Biskra button*, *Delhi boil*, *Pendideh sore*, etc. It is thought to be a local infection by the Leishman-Donovan bodies.

bol'din. Boldoglucin, a glucoside from boldus; cholagogue and diuretic, employed in rheumatism and hepatic troubles in doses of gr. 1-3 (0.06-0.2).

bol'dine. A bitter alkaloid obtained from boldus; hypnotic in doses of gr. 3 (0.2), and local anesthetic.

bol'do. Boldus.

bol'dus. Boldo, the dried leaves of *Peumus boldus*, an evergreen shrub of Chile; a nerve sedative and hypnotic in doses of mg-20 (0.3-1.3) of a 1-5 tincture, and said to be a local anesthetic resembling cocaine.

bole (böl) [G. *bölos*, a lump of clay.] An argillaceous earth or clay; it is found variously colored and is used as a pigment; it has also been employed medicinally as an astringent.

Bole'tus [L.] A genus of mushrooms, common in pine woods, some of the species of which are edible.

Bolognini's symp'tom (bo-lon-ye'ne). A feeling of crepitation on gradually increasing pressure on the abdomen in cases of measles.

bo'lus [L.] A very large pill, usually of soft consistency, made extemporaneously and to be taken at once.

bon'duc-seeds, bon'duc-nuts. The seeds of *Guilandina bonduc*, a tropical shrub growing near the seacoast; antiperiodic and tonic in doses of gr. 10-15 (0.6-1.0).

bone [A.S. *bān*.] 1. A hard animal tissue consisting of an organic matrix of fibers of collagen impregnated with mineral matter, chiefly calcium phosphate and carbonate; the animal matter, or organic matrix, comprises about 33 per cent., the inorganic or mineral matter about 67 per cent., by weight of bone. 2. A portion of bone tissue of definite shape and size, forming a part of the animal skeleton; in man there are 200 distinct bones in the skeleton, not including the ossicles of the tympanum or the sesamoid bones other than the two patellæ. A bone consists of an outer layer of dense compact tissue, covered by the periosteum, and an inner loose, spongy tissue; the central portion of a long bone is filled with marrow. (For the several bones of the body see *os*, or the qualifying word.) **ank'le b.**, astragalus, talus [BNA]. **breast b.**, sternum. **cartilage b.**, a b. developed from cartilage. **caval'ry b.**, rider's b. **coll'ar b.**, clavicle. **der'mal b.**, a b. formed by ossification of the cutis. **epipter'ic b.**, a Wormian b. occasionally present at the pterion or junction of the parietal, frontal, great wing of the sphenoid, and squamous portion of the temporal bones. **inca'rial b.**, *os* interparietale*, *os incæ.* **inci'sive b.**, *os incisivum*. **intermax'illary b.**, *os incisivum*. **interpar'ietal b.**, *os incæ*, *os* interparietale*. **jugal b.**, *os zygomaticum*. **lin'gual b.**, *os hyoideum*. **mem'brane b.**, a b. developed from membrane. **penis**

b., a more or less extensive area of ossification in the corpora cavernosa penis in certain of the lower animals, a vestige of which is occasionally found in man. **ri'der's b.**, ossification of the tendon of the adductor longus, following its rupture from strain in horseback riding. **ses'a-moid b.**, a b. formed in a tendon where it passes over a joint. **sple'rial b.**, one of the dermal bones of the primitive head in the embryo. **su'tural b.**, Wormian* b. **tympan'ic b.**, *annulus* tympanicus*. **Worm'ian b.**, see *Wormian*.

abscess, osteomyelitis, absorption, osteoporosis, osteolysis, osteonabrosis, osteoclasia, brittleness, fragilitas ossium, osteopathrosis, curvatura, osteocampsis, death, caries, necrosis, osteonecrosis, osteohectosis, disease, osteopathy, formation, osteogenesis, osteogeny, ossification, hardening, osteoclerosis, eburnation, inflammation, osteitis, ostitis, osteomyelitis, osteoperiostitis, endostitis, pain, ostealgia, osteocope, osteodinia, osteoneuralgia, regeneration, osteoanagenesis, softening, osteomalacia, osteohaliteresis, mollities ossium, medullization, tumor, osteoncus, osteoma, osteospongiosa, osteosarcoma, exostosis, osteophyma, osteophyte, osteocephaloma, osteocarcinoma, osteocystoma, ulceration, osteohectosis, caries.

bone-ache (bön'äk). Osteocopic pain, severe dull pain in the bones, usually of syphilitic origin.

bone-ash. Bone-earth.

bone-car'tilage. 1. Cartilage which becomes ossified to form the cartilage-bones. 2. Ossein.

bone-cell. Osteoblast.

bone-conduc'tion. Transmission of sound-waves through the bones of the head; osteophony.

bone-cor'puscle. Osteoblast.

bone-earth. The mineral matter obtained by burning or calcining bones.

bone'let. Ossicle.

bone-oll. Dippel's* animal oil.

bone'set. Eupatorium.

bone'setter. An empiric who claims the natural power of reducing old dislocations, relieving ankylosis, and setting fractures.

bone-wax. A mixture of iodoform, 40, spermaceti, 30, and oil of sesame, 30; used in filling bone cavities, by Moseigt-Moorhof's method.

Bonfil's disease (bawn-fēs') [Emile Adolphe *Bonfil*, French physician, nineteenth century.] Hodg-kin's* disease.

Bonnet's cap'sule (bon-na') [Amadée *Bonnet*, French surgeon, 1802-1858.] Tenon's* capsule. **B.'s operation,** enucleation of the eyeball.

Bonnier's syn'drome (bon-e-a') [Pierre *Bonnier*, French clinician, *1861.] Vertigo with inability to stand erect, various oculomotor troubles, pain in the area of the supraorbital nerve, auditory troubles, paroxysmal nausea, thirst, and anorexia, dyspnea, rapid or slow heart action, and various disturbances of secretion, occurring in the early stage of a bulbar lesion.

boohoo'. Name formerly given to a fever with malaise, indigestion, and pain in various parts of the body, from which newcomers to the Hawaiian Islands sometimes suffered.

Boophilus (bo-of'i-lus) [G. *bous*, ox, + *philos*, I love.] A genus of ticks infesting cattle; see *Margaropus*.

boracic acid (bo-ras'ik as'id). Acidum boricum.

bo'racil. An antiseptic powder composed of boric and benzoic acids, acetanilide, and resorcinol.

bo'rage. B. rrage, bee-bread; the leaves and flowers of *Borago officinalis*; diuretic and diaphoretic in doses of 3j-1 (2.0-4.0) of a fluidextract.

Boragina'cea. An order of gamopetalous dicotyledonous plants, which includes borage.

bo'ral. Borotartrate of aluminum, antiseptic and astringent.

bo'ralide. Trade name of an antiseptic dressing said to contain acetanilide and boracic acid.

bo'rate. A salt of boracic acid.

bo'rated. Noting anything to which borax has been added.

bo'raz. Sodii bibras (Br.), sodii boras (U.S.).

borboryg'mus, pl. *borboryg'mi* [G. *borborygmos*, rumbling in the bowels.] The occurring of noises—rumbling, gurgling, etc.—in the stomach or intestine.

Bordet's phenom'enon (bor-da') [J. Bordet, Belgian bacteriologist, contemporary.] Fixation of complement; on the addition of fresh serum to either sensitized blood-cells or sensitized bacteria all the complement, both hemolytic and bacteriolytic, in the former is removed; see Bordet-Gengou phenomenon.

Bordet-Gengou bacil'lus (bor-da'zhon-goo'). A minute ovoid bacillus supposed to be pathogenic in whooping-cough. **B.-G. phenom'enon,** fixation of complement occurring in either Bordet's or Gengou's phenomenon; see these names. **B.-G. test,** to determine whether or not a serum contains certain amboceptors; the serum is heated and mixed with fresh normal serum (to furnish complement) and an emulsion of cells the amboceptors of which are to be tested for; after six hours sensitized erythrocytes are added; if now there is no hemolysis it is assumed that the specific amboceptors were present in the serum and appropriated the hemolytic complement.

bor'ic acid. Acidum boricum.

bor'icn. A mixture of boracic acid and borax.

bor'ine. Trade name of a preparation said to consist largely of boracic acid with aromatic substances.

bor'ism. Symptoms caused by the ingestion of borax or any compound of boron.

Borland Mineral Well, W. Va. Alkaline-muriated-saline-sulphureted waters. Tonic, used in hepatic, renal, gastric, and intestinal affections.

bor'neol. Borneo camphor.*

bor'nyal. Borneol isovaleric acid ester; a clear, colorless, aromatic liquid, recommended as a nerve sedative in neurasthenia, hysteria, neuralgia, and neuritis; dose $\text{gr}\frac{1}{4}$ -12 (0.25-0.8).

borob'raz. A mixture of boracic acid and borax.

borochlor'one (bo-ro-klo're-ton). An antiseptic dusting powder consisting of a mixture of boracic acid and chlorotone.

borofin'orin. Trade name of an antiseptic preparation said to consist of boracic and benzoic acids, sodium fluoride, and formaldehyde.

borof'ormal. An antiseptic compound of boracic and formic acids with alumina.

bor'ogen. Ethyl borate, boric acid ethyl ester; an inflammable liquid, used by inhalation in catarrhal affections of the upper respiratory tract.

boroglyceride (bo-ro-glis'er-Id). Boroglycerin.

boroglycerin, boroglyceri'num (bo-ro-glis'er-in). (N.F.) Glyceryl borate, boroglyceride, a soft mass obtained by heating glycerin 46, and boric acid 31, until the weight is reduced to 50; antiseptic, usually employed mixed with equal parts of glycerin, constituting the official glycerite of boroglycerin.

boroglycerol (bo-ro-glis'er-ol). Boroglycerin.

bor'ol. Borosulphate of potassium or sodium; used as an antiseptic in 20 per cent. solution in doses of $\text{gr}\frac{1}{10}$ -15 (0.6-1.0).

borolyp'tol. Trade name of an intestinal antiseptic containing boracic acid.

bor'on. A non-metallic triad element, symbol B,

atomic weight 11; occurs as a hard crystalline mass or as a brown powder; with oxygen it forms boric acid.

borophen'ol. A disinfectant mixture of borax and phenol.

bo'rophenyl'ic acid. Phenyl boric acid, $\text{C}_6\text{H}_5\text{B}(\text{OH})_2$; antiseptic in 1-5000 solution.

borosalicylic acid bo'ro-sal-i-sil'ic as'id). An antiseptic solution containing 4 per cent. each of boracic and salicylic acids.

borosal'yl. Sodium borosalicylate, prepared by heating sodium salicylate and boric acid in water; a white soluble powder, employed as an analgesic and antiseptic in rheumatism, pleurisy, chorea, and gout in doses of gr. 5-30 (0.3-2.0).

o'rosol. Trade name of a mixture of boracic, salicylic, and tartaric acids, aluminum tartrate, and glycerin; astringent and deodorant.

Borthen's opera'tion (bor'ten) [John Borthen, Norwegian ophthalmologist, contemporary.] Iridodetasis.

Borthwick Mineral Springs, Canada. Iodo-bromated-saline waters. Used internally.

boss. 1. A protuberance, a circumscribed rounded swelling. 2. The prominence of a kyphosis, or humpback.

boss'elated. Marked by numerous bosses or rounded protuberances.

bossela'tion. 1. A boss. 2. A condition in which one or more bosses, or rounded protuberances are present.

Bossi's dila'tor (bos'se) [L. M. Bossi, Italian obstetrician, contemporary.] An instrument for rapid dilatation of the cervix uteri; it consists of three or four blunt-pointed metallic rods which can be separated by a registering screw apparatus.

Bos'tock's catarrh' [John Bostock, British physician, 1773-1846.] Hayfever.

Bos'ton's sign [Leonard Napoleon Boston, Philadelphia physician, *1871.] A sign in exophthalmic goiter, consisting in (1) arrest of descent of the eyelid, (2) spasm, (3) continued descent, occurring as the eyeball is rotated downward.

bos'tryx [G. a curl.] In botany, a helicoid cyme.

Boswell Springs, Oregon. Muriated-saline-chalybeate-carbonated-sulphureted waters. Two springs. Hepatic disorders, dyspepsia, constipation, and chronic malaria.

Botall's' duct [Leonardo Botalli, Italian physician in Paris, about 1530.] Ductus arteriosus. **B.'s fora'men,** the orifice of communication between the two atria of the fetal heart.

botan'ic, botan'ical. Relating to botany.

bot'any [G. *botanion*, dim. of *botanē*, grass.] The science which treats of plants in all their relations.

Bothrioceph'alus [G. *bothrion*, dim. of *bothros*, a pit or ditch, + *kephalē*, head.] A genus of *Cestoides*, or tapeworms, called also *Dibothriocephalus*. **B. corda'tus**, a species common in dogs and man in Greenland. **B. la'tus, Tania laia**, a large tapeworm of man, found in many parts of Europe, in Japan, and elsewhere in Asia; it often has several thousand segments, broader than long; the head has no sucking discs, but two deep grooves or suckers at the borders. **B. linguloid'es** or **B. man'soni**, a species of which only the larval form has been studied; this is found in the subperitoneal connective tissue whence it wanders into the pleural cavity, urinary passages, etc.

botryoid (bot'ri-oyd) [G. *botryoidēs*, like a bunch of grapes.] Having numerous rounded protuberances resembling a bunch of grapes.

Botryomy'ces [G. *botrys*, a bunch of grapes, +

mykēs, fungus.] A genus of bacteria or fission fungi. *B. e'qui*, the specific organism of botryomycosis in horses.

botryomyco'ma. Granuloma vegetans occurring in botryomycosis.

botryomyco'sis. Infection with botryomycetes, marked by the occurrence of masses of nodular growths in the lungs; it affects chiefly horses, but sometimes man.

botryomycot'ic. Relating to or affected by botryomycosis.

botryotherapy (bot''ri-o-ther'ā-pl) [G. *botrys*, a cluster of grapes, + *therapeia*, medical treatment.] Grape-cure, a method of treatment of chronic constipation, abdominal plethora, etc., by an exclusive or nearly exclusive diet of grapes.

Botry'tis [G. *botrys*, a bunch of grapes.] A genus of fungi, growing chiefly on rotten wood. *B. basilia'na*, a species causing the disease muscardine in silkworms.

bots, botts [Gael. *boiteag*, maggot.] The larvæ of the botfly of the genus *Cestrus*, infesting stomach, throat, or intestines of the horse. These larvæ may cause certain digestive disorders and colics.

Bottini's opera'tion (bot-te'ne) [Enrico Bottini, Italian surgeon, 1837-1903.] The burning of deep channels in the enlarged prostate, by means of an intraurethral galvanocautery, in order to enlarge the orifice and cause subsequent shrinking of the middle and lateral lobes of the gland.

bottom-disease (bot'om-diz-ēz") [*bottom-lands*, where the disease prevails.] Poisoning in horses from eating rattlebox, *Crotalaria sagittalis*.

bot'ulin. A ptomaine found in sausages and canned meats, produced by *Bacillus botulinus*; it is poisonous.

bot'ulism [L. *botulus*, sausage.] Allantiasis; poisoning by tainted sausage.

botulismotor'in. Botulin.

boubas (bo-oo'bahs) [native Brazilian word.] Yaws

Bouchard's disease' (boo-shar') [Charles Joseph Bouchard, Parisian physician, *1837.] Myopathic dilatation of the stomach. *B.'s nodes*, a thickening of the first interphalangeal joints in cases of dilatation of the stomach.

Bouchardat's test (boo-shar-dā') [Apollinaire Bouchardat, French physician and chemist, 1806-1886.] For alkaloids: a brown, alcohol-soluble precipitate is formed by the addition of potassium trinitride to a solution of any alkaloid.

Boucheron spec'ulum (boosh-raw'n'). See under *ear speculum*.*

Bouchut's meth'od (boo-shū') [Jean Antoine Eugène Bouchut, Parisian physician, 1818-1891.] Intubation of the larynx, first suggested by Bouchut, but not adopted because of the imperfection of the tubes employed; revived independently by O'Dwyer.* *B.'s respira'tion*, a form of respiration in children with bronchopneumonia, in which expiration is longer than inspiration. *B.'s tube*, a short cylindrical tube employed in intubation of the larynx.

Boudin's law (boo-dan') [Jean Christian Marie François Joseph Boudin, French physician, 1803-1867.] An incorrectly assumed antagonism between tuberculosis and malaria. *B.'s meth'od*, the giving of arsenic in large daily amount, but in small frequently repeated fractional doses.

Bougard's paste (boo-gar') [Jean Joseph Bougard, French physician, 1815-1884.] A cancer paste composed of corrosive sublimate 0.5, arsenic 1, cinnabar 5, sal ammoniac 5, wheat flour 60, starch 60, solution of zinc chloride 245.

bougie (boo-zhē') [Fr. candle.] A cylindrical instrument, resembling a sound, usually more or less flexible and yielding, employed in the diagnosis and treatment of strictures of tubular passages, such as the urethra or rectum. It is sometimes made of a soluble material, containing a medicament, and is used for making local applications to the urethra, etc. *b. à boule* (boo-zhe' ā-bool'), one with a bulbous extremity, also called *acorn-tipped*, *bulbous*, *olive-pointed*, etc.

Bouillaud's disease' (boo-e-yo') [Jean Baptiste Bouillaud, French physician, 1796-1881.] Rheumatic endocarditis. *B.'s tinkle*, a metallic clinking sound sometimes heard on auscultation, in cases of cardiac hypertrophy, a little to the right of the apex pulsation.

bouillon (boo-yawn') [Fr. broth, from *bouillir*, to boil.] 1. A clear beef-tea. 2. A culture medium made by soaking 500 gm. of chopped lean beef in 1,000 c.c. of water, adding 10 gm. powdered peptone, 5 gm. table salt, and 5 c.c. normal sodium hydrate (4 per cent.) solution, boiling filtering, making alkaline by adding 10 c.c. more of normal sodium hydrate, and again boiling. *calcium-salt b.*, a b. to which calcium chloride, carbonate, or sulphate is added; it affords a medium comparable to one containing serum for the cultivation of certain bacteria. *carbol'ic b.*, b. containing 1 per cent. of phenol. *glycerin b.*, ordinary b. to which 5 per cent. glycerin has been added. *glucose b.*, made by adding 1 or 2 per cent. of glucose to sugar-free b., used for culture of gas-producing or acid-forming bacteria. *MacCon'key's bile-salt b.*, a culture medium prepared by the addition of bile-salts and certain sugars to b. *mannite-pep'tone b.*, a one per cent. mixture of mannite in sugar-free b. *Martin's b.*, a b. prepared by adding to sugar-free b. equal parts of a peptone solution obtained by the digestion of a pig's stomach. *nitrate b.*, 1 gm. peptone is dissolved in 1000 c.c. water and 2 gm. of nitrite-free potassium nitrate added. *Pariet'ti's b.*, b. containing from 1 to 3 per cent. of a mixture of 4 c.c. hydrochloric acid in 100 c.c. five per cent. solution of phenol. *Peckham's b.*, a b. made by digesting sugar-free chopped beef with trypsin. *sugar-free b.*, b. for culture medium, from which the muscle-sugar has been removed by fermentation or other means.

Bouilly's opera'tion (boo-e-ye') [Georges Bouilly, Parisian surgeon, †1848.] Excision of a part of the mucous membrane of the cervix uteri, leaving a portion at each side to avoid the production of atresia.

Boulin's fluid (bwañ) [Paul Boulin, French histologist, contemporary.] A hardening fluid consisting of glacial acetic acid 15, formalin 75, saturated aqueous solution of picric acid 225.

Boulder Hot Springs, Montana. Saline-chalybeate-sulphureted waters, 125° F. to 187° F. Numerous springs. Used by drinking and bathing in rheumatism, renal and hepatic diseases, indigestion, constipation, cutaneous diseases, and metallic poisoning.

boulim'ia. Bulimia.

Boulton's solu'tion. Liqueur iodi carbolatus (N.F.).

bouquet (boo-ka') [Fr.] 1. A cluster or bunch of structures, especially of blood-vessels, suggesting a bouquet. 2. An agreeable aroma of good wine.

Bourbon-l'Archambault, France (boor-bawn'lar-shahm-bo'). Bromo-iodated-saline waters, 125° F.; alkaline-ferruginous-magnesian waters, 120° to 160° F., highly gaseous. Used by drinking and

bathing in rheumatism, tuberculosis, nervous disorders, arthritis deformans, and paralysis. May 15 to September 15.

Bourboule, France (boor-bool'). Alkaline-saline-arsenated waters, 118° F. to 130° F. Two principal springs. Used by drinking and bathing in pulmonary affections, arthritis, diabetes, anemia, debility, rheumatism, gout, and cutaneous diseases. May 25 to September 30.

Bourdin's paste (boor-dan') [Claude Etienne Bourdin, French physician, *1815.] A caustic paste of sublimed sulphur moistened with nitric acid.

bourdonnement (boor-dun-moh') [Fr. a droning.] A humming sound.

Bourget's test (boor-zha') [Louis Bourget, Swiss pathological chemist, 1856-1913.] Filter paper is impregnated with starch solution and then wet with a 5 per cent. ammonium sulphate solution; if again wet with a solution containing iodine it turns a very deep blue color.

boutonnère (boo-ton-yair') [Fr. buttonhole.] An artificially produced slit or buttonhole-like opening in a membrane.

Bouveret's disease (boo-vê-ra') [L. Bouveret, French physician in Lyons.] Tachycardia.

Boveri test (bo'vair-e) [Piero Boveri, Italian neurologist, contemporary.] One c.c. of a 1-1000 solution of potassium permanganate is gently poured over an equal amount of the suspected cerebrospinal fluid in a test-tube; an excess of globulin in the fluid is shown by the appearance of a yellow ring at the line of junction and if the tube is shaken all the fluid becomes of a bright yellow color, if the cerebrospinal fluid is normal, the rose-violet color of the permanganate persists.

bo'va [L. *bos* (bo-), ox.] A modified tuberculous virus more virulent than bovovaccine.

bo'vine [L. *bos* (bo-), ox.] Relating to cattle.

bo'vina. Trade name of a preparation made from bullock's blood, with the addition of boric acid and other substances; recommended as a tonic and in anemia.

bov'ita. A fungus, *Lycoperdon bovista*, puffball, formerly called fungus chirurgorum, employed locally as a styptic.

bovovaccine (bo-vo-vak'sen) [L. *bos* (bo-), ox, + vaccine.] A vaccine against bovine tuberculosis, elaborated by v. Behring. It consists of dried, but still living, tubercle bacilli (trocken-Tb.); it corresponds in virulence to Pasteur's *premier vaccine* against anthrax. *Bovin*, analogous to Pasteur's *deuxieme vaccine*, is an attenuated virus, but stronger than bovovaccine. *Taurin* is an unmodified virulent tuberculous virus, employed to test and to complete the protection afforded by bovovaccine and bovin. *Bovovaccine* is harmless to cattle; *bovin* is sometimes, but not always, fatal to unprotected cattle; *taurin* induces a fatal subacute tuberculosis in unprotected cattle.

bo'vill. Trade name of a preparation containing meat extract, glucose, and alcohol.

Bowden Lithia Springs, Georgia. Alkaline-saline-lithic waters. Used by drinking and bathing in rheumatism, gout, renal and cystic affections, cutaneous diseases, chronic ulcers, and glandular enlargements.

Bowditch Island ring-worm [one of the Union Islands in Oceania.] *Tinea imbricata*.

Bowditch's law [Henry P. Bowditch, American physiologist, 1840-1911.] Any stimulus, however feeble, which will excite a cardiac pulsation will produce as powerful a pulsation as the strongest stimulus; "minimal stimuli cause maximal pulsations."

bow'al [through the Fr. from L. *botulus*, sausage.]

The intestine. **b. complaint'**, diarrhea.


bowleg (bo'leg). Bandy-leg, genu* varum.

Bowling Alley Spring, Penn. Alkaline-saline-calcic waters. Used internally in hepatic disturbances, abdominal engorgement, chronic constipation, rheumatism, gout, and flatulent dyspepsia.

Bowman's cap'sule [Sir William Bowman, English anatomist, physiologist, and ophthalmologist, 1816-1892.] Capsula glomeruli. **B.'s discs**, discs resulting from transverse segmentation of striated muscular fiber treated with weak acids, certain alkaline solutions or freezing. **B.'s glands**, tubular glands, lined with pigmented epithelium, in the olfactory region of the nasal mucous membrane, behind the muciparous glands. **B.'s mem'brane**, the anterior elastic or limiting membrane of the cornea. **B.'s mus'cle**, musculus ciliaris. **B.'s opera'tion**, (1) double-needle operation for dilaceration of a cataract, two lance-pointed needles being introduced through opposite sides of the cornea, the points meeting in the center of the lens and then being separated by moving the handles toward each other; (2) slitting the canaliculus for the relief of stenosis, to evacuate an abscess of the lacrymal sac, etc. **B.'s probe**, a double ended probe for the lacrymal duct, the body of the instrument being widened into a shield for convenience in manipulating. **B.'s root**, gillenia. **B.'s the'ory**, that the urine is secreted by simple filtration, influenced by the blood-pressure, in the glomeruli, and also by a principle of selection, not dependent on the blood-pressure, by the epithelium of the uriniferous tubules.

box-note. A hollow reverberating sound, like that produced by tapping an empty box, heard on percussion of the chest in emphysema.

Boyer's bur'sa (bwâ-ya') [Alexis, baron Boyer, Parisian surgeon, 1757-1833.] A bursa anterior to the thyrohyoid membrane. **B.'s cyst**, a subhyoid cyst.



BOZEMAN'S POSITION.

Boze'man's opera'tion [Nathan Boze'man, American surgeon, 1825-1905.] An operation for the relief of uterovaginal fistula, the cervix uteri being attached to the bladder and opening into its cavity; hysterocystocleisis. **B.'s posi'tion**, knee-elbow position, the patient being strapped to supports. **B.'s spec'ulum**, a bivalve vaginal speculum, the long blades of which remain parallel when separated so that the vagina is evenly dilated.

Boze'man-Fritsch cath'eter [Nathan Boze'man; Heinrich Fritsch.] A slightly curved double-current uterine catheter with several openings at the tip.

Bozzi's fora'men (bot'tse). Macula lutea of the retina.

Bozzolo's sign (bot'tso-lo) [Camillo Bozzolo, Italian physician, *1845.] Pulsating vessels in the nasal mucous membrane, noted occasionally in thoracic aneurysm.

Br. Chemical symbol of bromum, or bromine.

brachia. Plural of *brachium*, arm.

brachial (bra'ke-al). Relating to the arm.

brachialgia (bra-ke-al'ji-ah) [G. *brachion*, arm, + *algos*, pain.] Severe pain in the arm.

brachialis (bra-ke-a'lis). See under *musculus*.

brachiocephalic (bra-ke-o-sef-al'ik) Relating to both arm and head.

brachiorural (bra-ke-o-kru'ral). Relating to both arm and thigh.

brachiocubital (bra-ke-o-ku'bi-tal). Relating to both arm and forearm.

brachioclylo'sis (bra-ke-o-sil-o'sis) [G. *brachion*, arm, + *kyllōsis*, a crooking.] Curvature of the humerus.

brachiotomy (bra-ke-ot'o-mī) [G. *brachion*, arm, + *tomē*, incision.] Incision into or amputation of an arm, especially removal of the arm of the fetus to allow of delivery.

brachium, pl. *brachia* (bra'ke-um) [L. from G. *brachion*, arm.] 1. The arm, specifically the segment of the upper extremity between the shoulder and the elbow. 2. An anatomical structure resembling an arm. b. *cerebelli*, b. *conjunctivum*. b. *cer'e-bri*, b. *quadrigenum superius*. b. *conjuncti-vum ante'rius*, b. *quadrigenum superius*. b. *conjunctivum cerebelli* [BNA], "connecting arm" of the cerebellum, superior cerebellar peduncle, a band of white fibers emerging from each cerebellar hemisphere and passing upward over the pons, the two converging to form first the sides and then a part of the roof of the fourth ventricle, and finally dipping beneath the quadrigeminal bodies to enter the mesencephalon. b. *conjunctivum poste'rius*, b. *quadrigenum inferius*. b. *copulativum*, b. *conjunctivum cerebelli* [BNA]. b. *pon'tis* [BNA], arm of the pons, middle cerebellar peduncle, a bundle of the transverse fibers of the pons which passes backward and outward on either side into the white substance of the cerebellum. b. *quadrigenum infe'rius*, inferior quadrigeminal b., a band passing from the colliculus inferior (testis) on either side along the border of the colliculus superior (nates) to the posterior end of the thalamus. b. *quadrigenum supe'rius*, superior quadrigeminal b., a band passing laterally from the colliculus superior (nates) on either side into the substance of the thalamus.

bradycardia [brak-e-kar'di-ah] [G. *brachys*, short, + *kardia*, heart.] Bradycardia.

brachycephalic (brak-e-sef-al'ik) [G. *brachys*, short, + *kephalē*, head.] Having a disproportionately short head. Noting a skull with a cephalic index over 80, or an individual with such a skull. Among the brachycephalic races are the American Indians, Malays, and Burmese.

brachycephalism (brak-e-sef-al-izm). Shortness of the head; see *brachycephalic*.

brachyceph'alous. Brachycephalic.

brachyceph'aly. Brachycephalism.

brachycercic (brak-e-sur'sic) [G. *brachys*, short, + *kerkos*, tail.] Having a short tail.

brachycnemic (brak-e-ne'mic) [G. *brachys*, short, + *knēmē*, leg.] Having short legs.

brachydactylia (brak-e-dak-til'i-ah) [G. *brachys*, short, + *daktylos*, finger.] Shortness of the fingers.

brachydactyl'ic. Having short fingers, relating to brachydactylia.

brachyfacial (brak-e-fa'shal). Brachyprosopic.

brachygnathia (brak-ig-na'th-ah) [G. *brachys* short, + *gnathos*, jaw.] Abnormal shortness or recession of the mandible.

brachygnathous (brak-ig-na-thus). Having a receding under-jaw.

brachymetropia (brak-e-me-tro'pt-ah) [G. *brachys*, short, + *metron*, measure, + *ōps*, eye.] Myopia.

brachymetropic (brak-e-me-trop'ik). Myopic.

brachypodous (brak-ip'o-dus) [G. *brachys*, short *pous*(*pod*-), foot.] Having short feet.

brachyprosopic (brak-e-pros-o'pik) [G. *brachys*, short, + *prosōpikos*, facial.] Having a short face.

brachyuranic (brak-e-u-ran'ik) [G. *brachys*, short, + *ouranos*, roof of the mouth.] Having a palatomaxillary index above 115.

bract [L. *bractea*, a thin metal plate.] A leaf, usually differentiated, near a flower or in a flower cluster, or from the axil of which a flower springs. **bracteole** (brak'te-ōl) [L. *bracteola*, dim. of *bractea*, a thin metal plate.] A small bract on or at the base of a flower-stalk.

Bradford Mineral Springs, N. H. Sulphureted-chalybeate waters. Used by drinking and bathing in rheumatism, diseases of the alimentary tract, urinary disorders, catarrhal conditions, diseases of women, and cutaneous diseases. May 15 to October 15.

bradyacusia (brad''e-ā-ku'si-ah) [G. *bradys*, slow, + *akousis*, hearing.] Hardness of hearing.

bradyæsthesia. Bradyesthesia.

bradyarthria (brad-e-ar'thri-ah) [*bradys*, slow, + *arthron*, articulation.] An abnormal slowness or deliberation in speech.

bradycardia [G. *bradys*, slow, + *kardia*, heart.] Abnormal slowness of the heart beat. **cardio-mus'cular b.**, b. due to disease of the cardiac musculature. **cen'tral b.**, b. due to disease of the central nervous system. **essen'tial b.**, idiopathic b., a slow pulse for which no cause can be discovered. **no'dal b.**, that form of b. in which there is no sign of an auricular systole between the ventricular contractions; see *nodal rhythm*. **postinfec'tious b.**, a toxic b. occurring during convalescence from various infectious diseases, such as rheumatism, influenza, etc.

bradycine'sia [G. *bradys*, slow, + *kinesis*, movement.] Extreme slowness in movement.

bradycrot'ic [G. *bradys*, slow, + *krotos*, a striking] Relating to or characterized by a slow pulse, or bradycardia.

bradydiastole (brad-e-di-as'to-le) [G. *bradys*, slow, + *diastole*, dilatation of the heart.] Prolongation of the diastole of the heart.

bradyæsthesia, **bradyæsthe'sia** [G. *bradys*, slow, + *aisthēsis*, sensation.] A retardation in the rate of transmission of sensory impressions.

bradyglōe'sia [G. *bradys*, slow, + *glōssa*, tongue.] Bradyarthria.

bradylalia (brad-e-la'li-ah) [G. *bradys*, slow, + *lalia*, speech.] Bradyarthria.

bradylo'gia [G. *bradys*, slow, + *logos*, word] Bradyarthria.

bradypep'sia [G. *bradys*, slow, + *pepsis*, digestion.] Slowness of digestion.

bradypha'gia [G. *bradys*, slow, + *phagō*, I eat] Extreme slowness in eating.

bradypha'sia [G. *bradys*, slow, + *phasis*, speaking] Bradyarthria, or slowness of speech, especially if due to a cerebral lesion.

bradyphra'sia [G. *bradys*, slow, + *phrasis*, speech.] Bradyphasia.

bradypnea, **bradypnoea** (brad-ip-ne'ah) [G. *bradys*, slow, + *pnoē*, breathing.] Abnormal slowness of respiration.

bradypermatism (brad''e-spur'ma-tizm) [G. *bradys*, slow, + *sperma*, seed.] Absence of ejaculatory force, so that the serum trickles away slowly.

bradyphyg'mia [G. *bradys*, slow, + *sphygmos*, pulse] Abnormal slowness of pulse, bradycardia.

bradytocia (brad-e-to'si-ah) [G. *bradys*, slow, + *tokos*, childbirth.] Tedious labor, slow delivery.

bradyltroph'ic [G. *bradys*, slow, + *trophê*, nourishment.] Characterized by sluggish metabolism.

bradyuria (brad-e-u'ri-ah) [G. *bradys*, slow, + *ouron*, urine.] Slow micturition, due either to urethral stricture or other obstruction or to weakness of the bladder.

Braid'ism [James Braid, English physician, 1795-1860.] Hypnotism.

Brasley's opera'tion [W. A. Brasley, London ophthalmologist, nineteenth century.] Stretching of the supratrochlear nerve for the relief of pain in glaucoma; a modification of Badal's* operation.

brain [A.S. *brægan*.] Cerebrum, the mass of nervous matter within the cranium. **abdom'inal b.**, solar plexus, plexus* coeliacus. **acute' soft'ening of the b.**, embolic or thrombotic apoplexy. **after-b.**, metencephalon. **b. ax'is**, the central portion of the brain extending from the medulla to the insula. **b. man'tle**, pallium, cortex. **b. pan**, cranium, skull. **b. stem**, the medulla and pons; the rhombencephalon, excluding the cerebellum. **chron'ic soft'ening of the b.**, a condition of gradual softening of areas of brain tissue caused by progressive thrombosis of the small cerebral arteries. **end-b.**, telencephalon. **fore-b.**, prosencephalon. **hind-b.**, epencephalon. **inter-b.**, thalamencephalon. **little b.**, cerebellum. **mid-b.**, mesencephalon. **red soft'ening of the b.**, the primary congestive stage of acute suppurative encephalitis. **small b.**, rhinencephalon. **thalam'ic b.**, thalamencephalon. **'tween-b.**, thalamencephalon. **wet b.**, the cerebral edema of chronic alcoholism.

abscum, encephalopyosis. **absence**, anencephalia, anencephaly. **action**, cerebration. **anemia**, acephalemia, anencephalemia, anencephalohemia. **compression**, encephalothipsis. **congestion**, cephalemia, encephalemia. **disease**, cerebropathy, cerebrosis, encephalopathy. **hardening**, cerebro sclerosis. **hemorrhage**, apoplexy. **encephalorrhagia**, hematencephalon. **hernia**, cephaloceles. **encephalocoele**, exencephalocoele, encephaloma, craniocoele, encephalomeningocele, derencephalocoele. **hypertrophy**, encephalaxia, macrencephalon. **inflammation**, cerebellitis, cerebritis, encephalitis, parentia, encephalomeningitis, meningoencephalitis, pencephalitis, porencephalitis. **large**, macroencephalia. **meninges**, meninges, pia mater, leptomeninx, dura mater, pachymeninx, arachnoid plexus, encephalalgia, cephalodynia. **small**, microencephalon. **softening**, cerebromalacia, encephalomalacia, encephalomalacia, mollities cerebri. **tumor**, encephalophyma, encephaloma, cerebroma.

brain-case. The cranium in its restricted sense, the part of the skull which encloses the brain.

brain-fag. Brain-tire.

brain-fe-ver. Meningitis; cerebritis.

brain-mur'mur. A systolic murmur, sometimes heard in cases of rickets, with the stethoscope applied to the temporal region.

brain-sand. Acervulus, gritty material, consisting of lime concretions, found in the follicles of the foetal body.

brain-storm. A violent, but temporary, outburst of maniacal excitement occurring in paranoia.

brain-sug'ar. Cerebrose.

brain-tire. Exhaustion of the mental faculties through overwork of an intellectual character; encephalasthenia.

bran. 1. The outer membrane of wheat and other grains, separated from the flour by the process of bolting. 2. Unbolted flour.

branal'case. Boroglycerin containing resorcin, colored pink; employed as an external application in various skin affections.

branchia (brang'ke-ah) [G. gills.] The gills, or organs of respiration in fishes.

branchial (brang'ke-al). Relating to branchia or gills. **b. arch'es**, four pairs of curved cartilages

near the upper pole of the embryo, separating the b. clefts. **b. clefts**, lateral openings behind the head in the embryo of man and other vertebrates.

branch'ing (bran'ching) [Fr. *branche*, related to L. *brachium*, arm.] Dividing into parts; sending out offshoots; bifurcating. **false b.**, in bacteriology the breaking off of the terminal cell of a thread, which is then pushed out of the line of growth but continues to grow by fission, as does also what has now become the terminal cell of the thread, so that a running branch is given off.

branchiogenous (brang-ke-oj'en-us) [G. *branchia*, gills, + *gennad*, I produce.] Originating from the branchial arches or clefts.

branchiomere (brang'ke-o-mér) [G. *branchia*, gills, + *meros*, part.] An embryonic segment corresponding to one of the visceral arches or clefts.

branchiomerism (brang-ke-om'er-izm). An arrangement into branchiomeres.

bran-disease. Rickets in the colt.

Brand meth'od [Ernst Brand, German physician, 1827-1897.] The systematic giving of baths at room temperature or lower every three hours, so long as the rectal temperature exceeds 103° F. (39.4° C.) or the sensorium continues depressed, in typhoid fever.

bran'dy. Spiritus vini gallici; a spirituous liquor distilled from wine; it contains from 40 to 50 per cent. of alcohol.

Braquehaye's meth'od (brak-a'e) [Jules Pie Louis Braquehaye, French gynecologist, *1865.] Closure of a vesicovaginal fistula by invagination, after vivification, of the vaginal mucous membrane.

Brasdor's meth'od (brah-dor') [Pierre Brasdor, French surgeon, 1721-1798.] Treatment of aneurysm by ligation of the artery immediately below (on the distal side of) the tumor; see cut under *aneurysm*.

brash. Acidity of the stomach with eructations of sour, burning fluid; also called water-brash, pyrosis. **weaning b.**, diarrhea from which the infant may suffer at the time of being weaned.

brass'-founders' a'gue. Spelter-shakes, a tremor due to chronic zinc poisoning from inhaling fumes of this metal in brass-foundries.

Bras'sica [A.S. cabbage.] A genus of plants to which belong cabbage, cauliflower, turnips, and mustard.

bras'sy bod'y. A darkened and shrivelled red corpuscle invaded by the malignant malarial parasite.

Brauch-Romberg symp'tom (browkh-rom'berg) [Brauch, German neurologist, contemporary; see Romberg.] Swaying of the body when the subject stands with the feet together and the eyes closed, a sign of ataxia.

Brauer meth'od (brow'er) [L. Brauer, German physician, contemporary.] The production of artificial pneumothorax in the cure of pulmonary tuberculosis.

Braun's hook (brown) [Gustav v. Braun, Viennese obstetrician, 1829-1911.] A steel hook with sharp concavity, used for decapitation of the fetus.

Braun's meth'od [Christopher Heinrich Braun, German physician, *1847.] Determination of free hydrochloric acid in the urine by means of caustic soda and phenolphthalein solution. **B's test** for sugar in the urine; the suspected fluid is heated with a solution of caustic soda until a yellow color is obtained; then a dilute solution of picric acid is added and the mixture is boiled, a red color appearing if glucose is present.

Braun-Fernwald's sign (brown-fairn'valt) [Carl v. Braun, Austrian obstetrician, 1823-1891.] Asym-

metrical enlargement of the uterus in early pregnancy, one side being greater than the other, a perceptible furrow separating the two.

Bravais-Jacksonian epilepsy (brā-veh'-jak-so'-nl-an) [L. F. Bravais, French physician. 19th century.] Jacksonian* epilepsy.

Brax'ton Hicks' sign. See *Hicks' sign*.

brax'y. A term applied to various diseases of sheep, from a simple diarrhea to anthrax.

braye'ra. Cusso.

bray'erin. A resinous principle of bitter taste obtained from brayera; anthelmintic in doses of gr. 15-30 (1.0-2.0).

bread. A food preparation made by kneading the flour of some cereal with water to make dough, adding usually some yeast, and baking.

break. 1. A solution of continuity, fracture. 2. The interruption of an electric current. 3. To divide in two or into a number of parts.

break'bone fe'ver. Dengue.

break'down. In the horse, rupture of the suspensory ligament in consequence of which the fetlock falls, the toe pointing upward and the sole looking forward.

breast [A.S. *breōst*.] 1. The chest. 2. The mamma, mammary gland. **bro'ken b.**, abscess of the mammary gland. **caked b.**, stagnation mastitis.* **chick'en b.**, pectus carinatum. **fun'nel b.**, a hollow at the lower part of the chest, caused by a backward displacement of the xiphoid cartilage. **gath'ered b.**, abscess of the mamma. **hyster'ical b.**, a painful swelling of the mamma, due to no definite or permanent lesion. **ir'ritable b.**, swelling and induration of the breast, not due to a neoplasm, and usually of comparatively brief duration. **pi'geon b.**, pectus carinatum. **wand'ering b.**, mamma erratica.

abscess, galactopostema, abscessus lacteus. **absence**, amastia, amazia. **atrophy**, mastatrophia, mastatrophy. **disease**, mastopathy. **fiatula**, mastosyrinx. **fixation**, mastopexy, mazopexy. **hemorrhage**, mastorrhagia. **hypertrophy**, mastauxe, hypermastia, macromastia, macromazia, barymazia. **inflammation**, mastitis, mammitis, mastadenitis. **pain**, mammalgia, mastalgia, mastodynia, mazodynia. **tumor**, mastoncus, mastadenoma, mastoscirrhus, mastocarcinoma, galactoele.

breast'pang. Angina pectoris.

breast-pump. A suction apparatus, usually of glass with a rubber bulb at the extremity, for withdrawing an excess of milk from the breast.

breath (breth) [A.S. *brath*.] 1. The respired air. 2. An inspiration. **out of b.**, dyspneic. **short b.**, dyspnea. **bad b.**, halitosis, fetor ex ore.

breathing (bre'dhing). 1. The inhalation and exhalation of air, respiration. 2. The respiratory sound heard on auscultation of the chest. **abdom'inal b.**, diaphragmatic b., in which the chest expansion occurs chiefly downward, the depression of the diaphragm thus causing the abdomen to expand during inspiration. **cog'wheel b.**, a jerky interruption of the breath sounds heard at times by auscultation. **diaphragmat'ic b.**, abdominal b. **goose b.**, a peculiar hissing type of respiration. **mouth b.**, habitual respiration through the mouth instead of the nose. **pu'erile b.**, an exaggeration of the breath sounds, inspiration being loud and harsh, such as is normally noticed in children. **thorac'ic b.**, the opposite of abdominal b., b. in which the expansion of the chest is produced chiefly by elevation of the ribs.

Breda's disease (bra'dah) [Achille Breda, Italian dermatologist, contemporary.] Yaws.

breech [A.S. *brēc*.] The nates, the gluteal region, the buttocks. **b. presenta'tion**, see *presentation*.

breeze. A wind, a movement of air. **elec'tric b.**,

the discharge of static electricity from a pointed electrode.

breg'ma [G. the forepart of the head.] The point on the skull corresponding to the junction of the coronal and sagittal sutures.

bregmat'ic. Relating to the bregma.

Breisky's disease (br'i'ske) [August Breisky, German gynecologist, 1832-1889.] Kraurosis vulvae.

Brem'er's test [John Lewis Bremer, Boston physician. *1874.] A test for hyperglycemia; a smear of blood is made from the suspected person and another, for control, from a healthy person; the smears are heated to 130° C., and when cool treated with a 1 per cent. aqueous solution of Congo red; the normal blood stains red, the diabetic blood takes a yellow tint or does not stain at all.

Brenn'er's test [Rudolf Brenner, German physician. 1821-1884.] 1. A continuous current is passed through the ear, the positive pole applied to the side of the neck, the negative to the tragus; if the auditory nerve is normal there is a sound which is raised in pitch and finally ends in tinnitus. 2. With one electrode at each tragus, normally a sound is heard on cathodal closing or anodal opening, but none on cathodal opening or anodal closure.

brenzincin (brents'kah-én). [Ger.] Guaiacolbenzyl ester; a local anesthetic, usually applied by cataphoresis to take the place of cocaine.

brenzkatechin (brents-kat'e-kin). Brenzcain.

Breschet's canals (bré-sha') [Gilbert Breschet, French anatomist, 1784-1845.] Diploic canals; channels in the diploë lodging the diploic veins. **B.'s si'nus**, sphenoparietal sinus. **B.'s veins**, diploic veins, anastomosing spaces in the cancellous tissue of the flat cranial bones, lined by epithelium and containing venous blood.

Bretonneau's meth'od (bré-ton-no') [Pierre Bretonneau, French physician, 1778-1862.] The administration of quinine in a single large dose after the paroxysm, in malaria.

Breus mole (broys) [Carl Breus, Austrian obstetrician, 1850-1914.] An aborted ovum in which the fetal surface of the placenta presents numerous hematomata, there is an absence of blood-vessels in the chorion, and the ovum is much smaller than it should be according to the duration of the pregnancy.

breviductor (brev-i-duk'tor) [L. *brevis*, short, -*ductor*, leader.] Adductor brevis muscle; see under *musculus*.

breviflexor (brev-i-fleks'or) [L. *brevis*, short, + *flexor*, bender.] Any flexor brevis muscle; see under *musculus*.

brick'dust depos'it. An amorphous sediment of urates which appears in the urine after standing.

bricklayer's cramp. A professional neurosis marked by incoordination of the hand muscles when attempting to use the trowel.

brickmaker's anemia. Uncinariasis.

Brides-les-Bains (bréd-la-ban'). Alkaline-saline waters, 96° F. Used by drinking and bathing in hepatic, gastric, and intestinal disorders, obstinate constipation, obesity, women's diseases, gout, diabetes, and nephritis. June to September. See also *Salins Montiers*.

Brides-Salins, France. See *Brides-les-Bains* and *Salins Montiers*.

bridge. 1. A brace arrangement used in dentistry for attaching one or more false teeth to the neighboring sound teeth. 2. The upper part of the ridge of the nose formed by the nasal bones. 3. One of the threads of protoplasm which pass from one cell to another.

bridge-work. The adjustment of an artificial denture or a part of one by means of crowns, anchored to the roots of natural teeth, or natural abutments, to which are attached artificial teeth filling spaces devoid of natural roots.

bridle (bri'dl) 1. Frenum. 2. A band of fibrous material stretching across the surface of an ulcer or other lesion or forming adhesions between opposing serous or mucous surfaces.

Brieger's bacillus (bre'ger) [Ludwig Brieger, Berlin physician, *1849.] *Bacillus cuniculi*. B.'s reaction, the reaction by which is calculated the antitryptic* index.

brichtic (bri'tik). Relating to Bright's disease of the kidney.

brightism (brit'izm). Chronic Bright's disease.

Bright's disease' [Richard Bright, English physician, 1789-1858.] A term of very indefinite limitations, meaning in general acute or chronic nephritis; by some it is restricted to chronic nephritis, by others it is employed to denote the more serious forms of nephritis, either acute or chronic, and by others again it is used as synonymous with disease of the kidneys, including amyloid degeneration and granular kidney.

Brill's disease' [Nathan E. Brill, New York physician, *1860.] A disease resembling mild typhus fever, and probably an attenuated form of that affection.

brim. The upper edge or rim of a cup-like structure. b. of the pelvis, the boundary of the inlet of the pelvis formed by the upper edge of the body of the pubis and the ileopectineal line on each side and the promontory of the sacrum behind.

brimstone [A.S. *brinnan*, to burn.] Sulphur, specifically sublimed sulphur remelted and cast in cylindrical molds.

Brinton's disease' [William Brinton, London physician, 1823-1867.] 1. Linitis plastica. 2. Infantile scurvy.*

Briquet's ataxia (bre-ka') [Paul Briquet, Parisian physician, 1796-1881.] Weakening of the muscle-sense and increased sensibility of the skin, in hysteria; astasia abasia. B.'s syndrome, aphonia and shortness of breath, due to hysterical paralysis of the diaphragm.

bricement forcé (brêz-mon' for-sa') [Fr. forcible breaking.] The breaking by forcible means of an ankylosis.

Brisson's infantilism (bre-so') [Edouard Brisson, French physician, 1852-1909.] Dysthyroidal infantilism. B.'s reflex, tickling the sole causes a contraction of the tensor fasciae femoris, sometimes even when there is no responsive movement of the toes.

brittle (brit'l) [M.E. *britel*.] Easily broken, noting a bacterial colony which is dry and friable.

broach. A dental tool for removing the pulp of a tooth or enlarging the canal.

Broadbent's apoplexy [Sir William Henry Broadbent, London physician, 1835-1907.] Progressive cerebral hemorrhage, at first extraventricular but gradually increasing until it breaks into the ventricle. B.'s law, lesions of the upper segment of the motor tract cause less marked paralysis of the muscles which habitually produce bilateral movements than of those which more commonly act independently of the opposite side. B.'s sign, a retraction of the thoracic wall, synchronous with the action of the heart, visible especially on the left side posteriorly in the eleventh intercostal space; a sign of adherent pericardium.

Broca's angle [Paul Broca, Parisian anthropologist

and surgeon, 1824-1880.] Basilar angle.* B.'s aphasia, loss, more or less complete, of the ability to read, write, speak, and understand the spoken word. B.'s area, area parolfactoria. B.'s cap, pars triangularis, preoperculum. B.'s center, the supposed speech center, situated in the third left frontal convolution in righthanded persons, on the right side in lefthanded persons. B.'s convolution, the third left frontal convolution. B.'s fissure, the fissure surrounding B.'s convolution. B.'s formula, a fully developed man (30 years old) should weigh as many kilograms as he is centimeters in height over and above one meter. B.'s pouch, pudendal sac.* B.'s space, the central, or cortical, portion of the rhinencephalon or olfactory lobe of the brain. B.'s visual plane, a plane drawn through the two axes of vision.

Brocq's disease' (brok) [Anne Jean Louis Brocq, French dermatologist, *1856.] Parakeratosis psoriasiformis.

Brodie's abscess [Sir Benjamin Collins Brodie, English surgeon, 1783-1862.] Tuberculosis, with suppuration, of the articular extremity of a bone; originally applied to this condition in the head of the tibia. B.'s disease', (1) gelatinous degeneration of the synovial membrane of the knee; (2) hysterical arthralgia; (3) hysterical spinal neuralgia, simulating Pott's disease, following a trauma.

Brodie's ligament [J. Gordon Brodie, Edinburgh anatomist, 1786-1818.] The transverse humeral ligament, a fibrous band running more or less obliquely from the greater to the lesser tuberosity of the humerus, bridging over the bicipital groove.

Broesike's fossa (brê'ze-keh) [Gustav Broesike, German anatomist, *1853.] Jejunal fossa, a recess in the peritoneum in the mesentery of the upper part of the jejunum.

bro'ken-wind. Heaves in horses.

bro'kerage. In life-insurance, the percentage on the first premium, paid to the agent on commission.*

brom-. A prefix indicating the presence of bromine in a compound.

bro'mal. A thick oily liquid prepared by passing bromine through absolute alcohol and distilling; hypnotic and antispasmodic in doses of gr. 2-5 (0.12-0.3). b. hy'drate, a white crystalline powder with pungent taste, made by mixing anhydrous bromal with water; hypnotic in doses of gr. 1-5 (0.06-0.3).

bromal'bacid. Trade name of a compound containing albumin and bromine; recommended as a nerve sedative.

bromalbu'min. Trade name of a preparation or compound of bromine and albumin; recommended in the treatment of epilepsy.

bro'malin. Bromethylformin, hexamethylenetetraminebromohydrate; occurs in colorless scales; employed as a nerve sedative and in epilepsy in doses of gr. 10-30 (0.6-2.0).

broma'lium. Bromalin.

bromamide (bro'mä-mid). Tribromaniline hydrobromide, occurs in colorless, tasteless, acicular crystals; antipyretic, analgesic, antirheumatic, in doses of gr. 7½-10 (0.5-0.6).

bro'mate. A salt of bromic acid combined with a base.

bro'mated. Mixed with bromine or any of its compounds.

bromatog'raphy [G. *brōma* (brōmat-), food. + *graphō*, I write.] The study of or a treatise on food and foodstuffs.

bromatotox'icon [G. *brōma*, food, + *toxikon*, poison.] Any ptomaine or other poison formed in spoiled food.

bromatotox'in. A poisonous ptomaine formed in spoiled or spoiling food.

bromatotox'ism. Food-poisoning.

bro'melin. A digestive ferment obtained from pineapple-juice.

brometh'yl. Ethyl hydrate. *b.-for'min*, bromalin.

bromethylene (bro-meth'il-ēn). Ethylene bromide, $C_2H_4Br_2$, a colorless oily fluid with a sweetish burning taste and an odor like chloroform; has been recommended for epilepsy in doses of $\text{gr } 1-3$ (0.06-0.2).

bro'metone. Xanthone, acetone bromoform, $C_6H_7OBr_3$, occurring in the form of white crystals; nerve sedative and soporific in doses of $\text{gr } 2-10$ (0.13-0.6).

bromhidro'sis. Bromidrosis.

bro'mic. Relating to bromine, noting especially an oxygen-containing acid which unites with bases to form bromates.

bro'mide. A compound formed by the replacement of the hydrogen in hydrobromic acid by a metal or an organic radical. The bromides official in the U.S.P. are of ammonium, calcium, hyoscyne, lithium, potassium, quinine, sodium, strontium, and zinc.

bromid'ia. Trade name of a preparation recommended as an hypnotic and nerve sedative.

bromidrosipho'bia [bromidrosis + G. *phobos*, fear.] A morbid fear of giving forth a bad odor from the body, with sometimes the belief that such odor is present.

bromidrosis (brōm-i-dro'sis) [G. *brōmos*, a stench, + *hidrōs*, perspiration.] Fetid or foul-smelling perspiration, bromhidrosis.

bro'mine. Bromum.

Bromine-ar'senic Springs, N. C. Alkaline-saline waters, containing copper, zinc, arsenate of sodium, iodide and bromide of sodium, carbonate of lithium, and sulphate of iron. Mild antacid, alterative, and tonic.

bro'minism. Bromism.

bro'minol. A 33 per cent. solution of bromine in sesame oil.

bro'mipin. Trade name of a 10 per cent. solution of bromine in sesame oil, recommended in epilepsy and as a nerve sedative in dose of $\text{gr } 31$ (4.0).

bro'mism. Chronic poisoning by bromine or any of its salts; the main symptoms are headache, mental inertia, occasionally violent delirium, muscular weakness, cardiac depression, an acneiform eruption, a foul breath, and anemia.

bromocaffeine (bro-mo-kaf'e-ēn). Trade name of a preparation for the relief of headache.

bromochlo'ralum. A mixture of solutions of the bromide and of the chloride of aluminum; disinfectant.

bro'mocoll [bromum + G. *kolla*, glue.] Trade name of a compound of bromine, tannin, and gelatin, dibromotannic glue; a yellowish brown powder employed chiefly as a dusting powder.

bro'moform. Bromoformum. *ac'etone b.*, brometone.

bro'mofo'rmin. Hexamethylene tetramine bromethylate, bromalin.*

bromofor'mism. Chronic bromoform-poisoning; bromoform-addiction.

bromofor'mum (U.S.). Bromoform, a sweetish, colorless, fragrant liquid; antispasmodic and sedative in doses of $\text{gr } 1-5$ (0.06-0.3).

bromog'raphy. Bromatography.

bromohe'mol. A brown powder, a compound of

hemol and bromine; employed in epilepsy in doses of $\text{gr } 15$ (1.0).

bro'mohy'perhidro'sis, **bro'mohy'peridro'sis** [G. *brōmos*, a stench, + *hyper*, over, + *hidrōsis*, sweating.] Excessive secretion of sweat of a fetid odor.

bro'mol. Tribromophenol, silky acicular crystals obtained by the action of bromine on phenol in solution; employed as an intestinal antiseptic in doses of $\text{gr } \frac{1}{2}-1$ (0.015-0.06).

bromolith'ia. Trade name of a preparation recommended for gout and rheumatism.

bromoma'nia. Delirium caused by poisoning with bromine or any of its salts.

bro'momenorrh'e'a [G. *brōmos*, stench, + *menh*, month, + *rhoia*, flow.] An excessive flow of menstrual fluid with a bad odor.

bromophe'nol. Bromol.

bromopnea, **bromopnea** (brōm-op-ne'ah) [G. *brōmos*, a stench, + *pnoē*, breath.] An offensive breath.

bromopy'rine. Antipyrine monobromide, in white crystals soluble in alcohol; antipyretic in doses of $\text{gr } 5-15$ (0.3-1.0).

bromoselt'zer. Trade name of a preparation given for headache.

bro'mosin. Bromalbumin.

bro'mothera'py [G. *brōma* (brōmat-), food, + *therapeia*, treatment.] The dietetic treatment of disease, alimentotherapy, dietotherapy.

bro'mum [G. *brōmos*, a stench.] (U.S.) Bromine, a non-metallic, reddish, volatile, liquid element, symbol Br, atomic weight 79.92; it unites with hydrogen to form hydrobromic acid, and this unites with many metals to form bromides, some of which are employed in medicine.

bro'mural. Monobrom-iso-valeryl-urea; a white bitter powder, soluble in hot water, slightly so in cold water; hypnotic and sedative in doses of $\text{gr } 5-10$ (0.3-0.6).

bro'muret. Bromide.

bronchadenitis (brōnk-ad-en-i'(e')tis) [G. *bronchis*, bronchi, + *aden*, gland, + *-itis*.] Inflammation of the bronchial glands.

bronchl. Plural of *bronchus*.

bronchia (brōng'ke-ah) [G. pl. of *bronchion*, dim. of *bronchos*, trachea.] The bronchial tubes.

bronchial (brōng'ke-al). Relating to the bronchial tubes. *b. breath'ing*, a blowing sound heard on auscultation over an area of consolidated lung tissue through which bronchial tubes of fairly large size pass. *b. glands*, lymphatic glands around the bronchi at the root of a lung. *b. tubes*, bronchia, the smaller divisions of the bronchi. *b. voice*, bronchophony.

bronchiarctia (brōng-ke-ark'shyah) [G. *bronchia* + L. *arcare*, to compress.] Bronchiostenosis.

bronchiectasia (brōng-ke-ek-ta'zi-ah) [G. *brōnkōs*, windpipe, + *ektasis*, extension.] Dilatation of a bronchus or of the bronchial tubes. *cap'il-lary b.*, bronchioectasia. *cyl'in'drical b.*, a general symmetrical dilatation of a bronchus or bronchial tube. *sacc'ulated b.*, an irregular dilatation occurring in pockets of varying size and shape.

bronchiectasic (brōng-ke-ek-tas'ik). Relating to bronchiectasia.

bronchiectasis (brōng-ke-ek'ta-sis). Bronchiectasia.

bronchiloquy (brōng-kil'o-kwe) [*bronchus* + L. *loqui*, to speak.] Bronchophony.

bronchiocèle (brōng'ke-o-sel) [G. *kēlē*, tumor, hernia.] A circumscribed dilatation of a bronchus.

bronchiocrisis (brōng-ke-o-kri'sis) [G. *bronchia*, bronchial tubes, + *krisis*, crisis.] Bronchial crisis.*

bronchiole (brōng'ke-ōl) ^{by} Bronchiolus; one of the finer subdivisions of the bronchial tubes, less than

1 mm. in diameter, and having no cartilage in its wall. **respiratory b.**, a bronchiole having lateral communications with the air-cells or alveoli. **terminal b.**, alveolar duct, the last division of an air-tube opening into a number of cul-de-sac, the infundibula or atria.

bronchiolectasia, **bronchiolectasis** (brong'ke-o-lek-ta'ti-ah, brong-ke-o-lek'tas-is) [L. *bronchiolus* + G. *ektasis*, extension.] Capillary bronchiectasia; dilatation of the minute bronchial tubules, or bronchioles.

bronchiolitis (brong-ke-o-li'le'tis). Inflammation of the smallest bronchial tubes; capillary bronchitis. **acute obliterating b.**, an acute form of pulmonary cirrhosis due to fibrous induration of the walls of the minute bronchioles. **exudative b.**, inflammation of the bronchioles, with fibrinous exudation. **vesicular b.**, bronchopneumonia.

bronchiolus (brong-ki'o-lus) [L. dim. of *bronchus*.] Bronchiole, one of the very small or of the terminal bronchial tubes.

bronchiostenosis [G. *stenosis*, narrowing.] Narrowing of the lumen of a bronchial tube.

bronchitic (brong-kit'ik). Relating to bronchitis.

bronchitis (brong-ki'(ke'tis). Inflammation of the mucous membrane of the bronchial tubes. **b. obliterans**, obliterative b. **capillary b.**, productive inflammation of the walls of the smaller bronchial tubes, combined usually with areas of pulmonary consolidation and atelectasis; catarrhal pneumonia; lobular pneumonia; bronchopneumonia. **croupous b.**, fibrinous b. **dry b.**, a form with scanty secretion. **epidemic b.**, bronchial influenza. **fibrinous b.** inflammation of the bronchial mucous membrane, accompanied by a fibrinous exudation which often forms a cast of the bronchial tree. **obliterative b.**, a fibrinous b. in which the exudate is not expectorated but becomes organized, obliterating the affected portion of the bronchial tubes. **plastic b.**, fibrinous b. **putrid b.**, b. accompanied by an expectoration of foul-smelling material. **verminous b.**, a disease of domestic animals caused by nematode worms in the trachea and bronchi; it is often followed by catarrhal pneumonia and verminous phthisis, and is especially common in rainy years. **vesicular b.**, capillary b. with extension of the inflammation to the pulmonary alveoli; lobular pneumonia.

bronchium, pl. **bronchia** (brong'ke-um) [L.; G. *brachion*.] A bronchial tube

bronchoalveolar (brong-ko-al-ve'o-lar) Broncho-vesicular.

bronchocavernous (brong'ko-kav'er-nus). Relating to a bronchus or bronchial tube and a pulmonary cavity.

bronchocoele (brong'ko-sel) [G. *bronchos*, windpipe, + *kēlē*, tumor.] Goiter.

bronchocephalitis (brong-k-o-sef-al-i'(e'tis) [G. *bronchos*, bronchus, + *kēphalē*, head, + *-itis*.] Whooping-cough.

bronchoconstriction (brong-ko-kon-strik'shun). Bronchostenosis.

bronchoconstrictor (brong-ko-kon-strik'tor). 1. Causing a reduction in caliber of a bronchus or bronchial tube. 2. An agent which possesses this power.

bronchodilatation (brong-ko-di-la-ta'shun). Bronchiectasia.

bronchodilator (brong-ko-di-la'tor). 1. Causing an increase in caliber of a bronchus or bronchial tube. 2. An agent which possesses this power.

bronchogophony, **bronchomgophony** (brong-ko-e-

gof'o-ni). An accentuated or exaggerated egophony.

broncholith (brong'ko-lith) [G. *bronchos*, bronchus, + *lithos*, stone.] Bronchial calculus, a hard concretion in a bronchus or bronchial tube.

bronchomotor (brong-ko-mo'tor). 1. Causing a change in caliber, dilatation or contraction, of a bronchus or bronchial tube. 2. An agent which possesses this power.

bronchomycosis (brong-ko-mi-ko'sis) [G. *bronchos*, bronchus, + *mykēs*, fungus.] Any fungous or microbic disease of the bronchial tubes or bronchi.

broncho-oidiosis (brong'ko-o-id-i-o'sis). A bronchitis, prevalent in Ceylon, simulating tuberculosis, caused by the presence of *Oidium tropicale*.

bronchopathy (brong-kop'ā-thi) [G. *bronchos*, bronchus, + *pathos*, suffering.] Any bronchial disease.

bronchophony (brong-ko'f'o-ni). Exaggerated vocal resonance heard over a bronchus surrounded by consolidated lung tissue.

bronchoplasty (brong'ko-plas-ti) [G. *bronchos*, windpipe, + *plassō*, I form.] The surgical repair of any defect in the trachea or one of the bronchi.

bronchoplegia (brong-ko-ple'ji-ah) [G. *bronchos*, bronchus, + *plēgē*, a stroke.] Paralysis of the muscular fibers in the walls of the trachea and bronchi.

bronchopneumonia (brong'ko-nu-mo'ni-ah [*bronchitis* + *pneumonia*].) A productive inflammation of the walls of the smaller bronchial tubes combined with areas of atelectasis corresponding to some of the affected bronchi, and usually also with irregular areas of consolidation not necessarily corresponding to the involved bronchial tubes; catarrhal pneumonia, lobular pneumonia, capillary bronchitis, vesicular bronchiolitis.

bronchopneumonitis (brong'ko-nu-mo-ni'(ne'tis). Bronchopneumonia.

bronchopulmonary (brong-ko-pul'mo-na-ri). Relating to the bronchial tubes and the lungs.

bronchorrhagia (brong-ko-ra'ji-ah) [G. *bronchos*, bronchus, + *-rhagia*.] Hemoptysis.

bronchorrhea, **bronchorrhoea** (brong-ko-re'ah) [G. *bronchos*, windpipe, + *rhoia*, a flow.] Excessive secretion from the bronchial mucous membrane. **bronchoscope** (brong'ko-skop) [G. *bronchos*, windpipe, + *skopē* I view.] An instrument for use in inspecting the interior of the bronchi for the detection and removal of foreign bodies; it may be passed through the mouth and larynx or directly through a tracheotomy opening.

bronchoscopy (brong-kos'ko-pli). Inspection of the interior of a bronchus.

bronchospasm (brong'ko-spazm). Spasmodic narrowing of the lumen of a bronchus.

bronchostenosis (brong-ko-sten-o'sis). Stenosis or narrowing of the caliber of a bronchus.

bronchotome (brong'ko-tōm) [G. *bronchos*, bronchus, + *tōmē*, a cutting.] An instrument for incising the trachea or a bronchus.

bronchotomy (brong-kot'o-mi). Incision of the trachea or of a bronchus.

bronchotracheal (brong-ko-tra'ke-al). Relating to the trachea and bronchi.

bronchovesicular (brong-ko-ves-ik'u-lar). Relating to the bronchial tubes and air-vesicles in the lungs.

bronchus, pl. **bronchi** (brong'kus) [G. *bronchos*, windpipe.] One of the two branches given off from the trachea at its bifurcation, one going to each lung; in structure the bronchi resemble the trachea. **apart'rial b.**, the first collateral branch of the right bronchus, which passes above

the right pulmonary artery. **hyparte'rial** b. the left bronchus, and the right bronchus below its first collateral branch, which are placed below the left and the right pulmonary arteries respectively.

bronzed. Of a brownish or coppery color. **b. diabete's**, see under *diabetes*. **b. disease'**, Addison's* disease. **b. skin**, the dark skin in Addison's* disease.

broom. *Scoparius*.

brossage (bro-sazh') [Fr. brushing.] Scraping with a stiff brush to remove granulations, as in trachoma, or to excite adhesive inflammation, as in Talma's operation.

broussaïsism (broo-sa'izm) [François Joseph Victor *Broussaïs*, Parisian physician, 1772-1838.] The doctrine that living matter possesses the sole property of contractility which is excited by physical agents which produce irritation or action, and abirritation or quiet. The irritation, or cause of all disease, proceeds from inflammation of the gastroenteric tract, and consequently the treatment of all disease is directed to the cure of the causative gastroenteritis.

bro'valol. Trade name of the brom-isovaleric-acid ester of borneol, said to contain 25.2 per cent. bromine; a colorless oily liquid, recommended as an antispasmodic and nerveine in doses of gr. 4-12 (o.26-0.8).

brow [A.S. brú.] 1. The superciliary ridge. 2. The eyebrow. 3. The forehead. **b. ache**, **b. a'gue**, **b. pang**, supraorbital neuralgia, migraine.

brown [A.S. brún.] A dusky yellowish-red color.

Bis'marck b., an aniline dye used for staining histological sections. **b. at'rophy**, see *atrophy*.

Brown's test. Gardiner-Brown's test.

Brown's Wells, Mississippi. Sulphated-saline, acid-chalybeate waters. Rheumatism, gout, hepatic and renal disorders, disturbances of the alimentary tract, and anemia.

Browne's sign. Crichton-Browne's sign.

brown'ian move'ments [Robert *Brown*, English botanist, 1773-1858.] Rapid oscillations of minute particles suspended in certain fluids; brunonian movements.

Brown'ing's phenom'enon. *Therapia sterilisans* divergens.

brown'ism. Brunonianism.

Brown-Séguar'd's antineural'gic pill (broñ-sa-ka'r') [Charles Edouard *Brown-Séguar'd*, French physiologist and neurologist, 1817-1897.] (N.F.) Extract of hyoscyamus and extract of conium each gr. $\frac{3}{4}$ (o.045), extract of ignatia and extract of opium each gr. $\frac{1}{2}$ (o.03), extract of aconite leaves (U.S. 1870) gr. $\frac{1}{2}$ (o.02), extract of Indian cannabis gr. $\frac{1}{2}$ (o.015), extract of stramonium gr. $\frac{1}{2}$ (o.013), extract of belladonna leaves gr. $\frac{1}{2}$ (o.01). **B.-S.'s ep'ilepsy**, convulsions of epileptiform character following experimental lesions of the spinal cord in animals. **B.-S.'s injec'tions**, injections of testicular extract for senile debility. **B.-S.'s paral'ysis**, a reflex flaccid paraplegia occurring in the course of some affections of the urinary tract. **B.-S.'s syn'drome**, hemiparaplegia and hyperesthesia, but with preservation of the muscular sensation, on the side of the lesion, and hemianesthesia of the opposite side, in case of a unilateral compression of the spinal cord.

brown-tail moth. *Euproctis chrysorrhæa*, the caterpillar of which causes a more or less severe dermatitis on contact with the skin, the injury being due to penetration by the barbed netting hairs.

Bruce's septicæ'mia [David *Bruce*, British Army surgeon, contemporary.] Malta* fever.

Bruch's glands (brookh) [Carl Wilhelm Ludwig *Bruch*, German histologist, 1837-1884.] Trachoma glands, lymphoid glands in the palpebral conjunctiva. **B.'s mem'brane**, Henle's membrane, lamina* basalis.

bru'cina. An alkaloid from *Strychnos nux vomica* and *S. ignatia*, resembling strychnine in its properties, but less poisonous; tonic in doses of gr. $\frac{1}{12}$ - $\frac{1}{4}$ (0.005-0.03).

Bruck's disease' (brook). A disease marked by fragilitas ossium, ankylosis of the joints, and muscular atrophy.

Brudzinski's sign [J. *Brudzinski*, Polish physician, contemporary.] 1. Contralateral reflex; when the thigh in a child is forcibly flexed against the abdomen there is a movement—sometimes of extension, sometimes of flexion—at the opposite hip; the sign is present in certain nervous diseases and neuropathic states in children, but its exact significance is not yet determined, nor is it known in what conditions flexion and in what extension of the thigh occurs. 2. Neck sign; if the neck is passively bent forward, flexion of the thighs and legs occurs; noted by Brudzinski in meningitis.

Bruecke's muscle (brük'eh) [Ernest *Bruecke*, Viennese physiologist, 1819-1892.] 1. Longitudinal fibers of the musculus* ciliaris. 2. The muscular fibers in the intestinal villi. **B.'s pop'tone**, an albumose excreted in the urine. **B.'s tu'nic**, the retina, exclusive of the layer of rods and cones.

Bruckenaau, Bavaria (brük'en-ow). Ferruginous-carbonated waters. Cold. Three springs. Used by drinking and bathing in uremia, pulmonary affections, dyspepsia, women's diseases, and cutaneous diseases. May 15 to October 1.

Bruenningshausen's meth'od (brü'ning-how-sen) [Hermann Joseph *Bruenningshausen*, German physician, 1761-1834.] The induction of premature labor by dilatation of the cervix; see *Kluge*.

Brühl's disease' (brook). Splenic anemia with fever.

bruilsement (brü-ës-moi') [Fr.] A purring auscultatory sound.

bruit (brü-e') [Fr.] An auscultatory sound, especially an abnormal one. **b. d'airain** (da-ran') [Fr. brassy], a metallic tinkling sound heard over a pulmonary cavity. **b. de clapotement** (dè-klä-pu't-moi'), the splashing sound elicited by succussion of a dilated stomach. **b. de claquement** (dè-klak-moi'), a slapping sound. **b. de craquement** (dè-krak-moi'), crepitant râle. **b. de cuir neuf** (dè-kwèr-nèf') [of new leather], a creaking râle like the sound produced by bending a piece of stiff leather. **b. de diable** (dè-de-abl') [Fr. humming-top], a buzzing or humming hemic murmur. **b. de drapeau** (dè-drà-po') [Fr. flag], a flapping sound produced by a polypus-like growth in an air-tube. **b. de frottement** (dè-frut-moi'), a friction râle. **b. de galop** (dè-gäl-lo'), cantering rhythm. **b. de grélot** (dè-grei-o') [Fr. sleighbell], a bell-like sound caused by the pressure of a foreign body in a dilated bronchial tube. **b. de moulin** (dè-moo-lan') [Fr. mill], a splashing sound like that of a water-wheel. **b. de parchemin** (dè-parsh-man'), a friction sound like that made by rubbing together two pieces of parchment. **b. de pluie** (dè-plü-e') [Fr. rain], the sound made by air entering the tympanum, as heard by the examiner auscultating the external auditory canal during politization. **p. de pot fêlé** (dè-po-fa-lé').

cracked-pot sound. **b. de scie** (dê-se'), a sawing sound. **b. de soufflet** (dê-soo-fla'), a bellows murmur. **b. placentaire** (plâ-son-tair'), placental murmur.

Brunn's mem'brane (broon) [Albert von *Brunn*, German anatomist, 1849-1895.] Hyaline membrane or the epithelium of the olfactory region of the nose. **B.'s nests**, groups of epithelial cells, of unknown function, found in the walls of the male urethra.

Brunner's glands (broo'ner) [Johann Conrad *Brunner*, Swiss anatomist, 1653-1727.] Duodenal glands; see under *glandula*.

Brownian move'ments. Brownian* movements. **B. system**, brunonianism.

bruno'nianism [John *Brown*, Scotch physician, 1735-1788.] A theory something like that of Broussais, that all disease is due to excessive or deficient stimulation.

Brun's disease* [John Dickson *Brun*s, American physician, 1836-1883.] Pneumonopuludism.

Brun's sign (broons) [Ludwig *Brun*s, German neurologist, *1858.] Intermittent headache, vertigo, and vomiting, especially excited by sudden movements of the head, occurring in cases of tumor of the fourth ventricle of the brain.

brush [A.S. *byrst*, bristle.] 1. An instrument made of some flexible material, such as bristles, attached to a handle. 2. A cone-shaped bluish light produced by the discharge of static electricity from a point or small knob. 3. To use a brush for any purpose.

brushing. In horses, striking the fetlock by the opposite foot, sometimes causing a contusion only but more often scratching or abrading the surface; interfering.

Bryant's ampul'la [Sir Thomas *Bryant*, English surgeon, contemporary.] The portion of an artery on the proximal side of a ligature, which contains the clot, its upper boundary being marked by a slight constriction. **B.'s line**, the base of **B.'s triangle** toward which the trochanter moves in fracture of the neck of the femur. **B.'s triangle**, a line (a) is drawn round the body at the level of the anterior superior iliac spines; from this line another (b) is drawn perpendicular to it to the great trochanter of the femur, and the triangle is completed by a line (c) drawn from the trochanter to the iliac spine; upward displacement of the trochanter, in fracture of the neck of the femur, is measured along line b.

Bryce's test [James *Bryce*, Scotch physician, nineteenth century.] A second vaccination is made on the fifth or sixth day with lymph from the vesicles resulting from the first vaccination; if the lesions of the second inoculation overtake those of the first, so that the scabbing of the two occurs simultaneously, the vaccination has been successful.

bryonia (bri-o'ni-ah) [G. *bryōnia* or *bryōnē*.] 1. A genus of vines of the order *Cucurbitaceæ*. 2. The dried root of *Bryonia alba* or *B. dioica*, employed in dyspepsia, constipation, and pleurisy, in doses of gr. 5-20 (0.3-1.3); of the tincture the dose is ℥ss-3j (0.3-2.0).

bryonia. A glucoside from bryonia; hydragogue cathartic in doses of gr. ½-2 (0.015-0.13).

bryony. Bryonia.

Bryson's sign [Alexander *Bryson*, English physician, 1802-1860.] Diminished inspiratory enlargement of the thorax in exophthalmic goiter.

buba (loo'bah). Boubas, yaws.*

bubblē (bub'l). An auscultatory sound as of a bursting bubble. **amphor'ic b.**, an auscultatory sound

resembling the gurgle of liquid escaping from a bottle.

bu'bo [G. *boubōn*, a swelling in the groin.] An enlargement, usually going on to suppurative inflammation, of a lymphatic gland, especially one in the groin or axilla. **bull'et b.**, a hard, painless swelling of a gland in the groin, accompanying a chancre. **chancroid'al b.**, an ulcerating b., due to the action of the virus of chancroid. **climat'ic b.**, *pestis minor*, a disease of the tropics and subtropics, characterized by non-venereal inflammatory enlargement of the inguinal glands going on to suppuration, accompanied by some rise of temperature, physical weakness, and depression of spirits. **in'dolent b.**, an indurated enlargement of an inguinal gland, unaccompanied by marked pain or fever. **mal'arial b.**, climatic b. **non-vene'ral b.**, climatic b. **parot'id b.**, a swelling of the parotid gland due to secondary septic infection. **prim'ary b.**, one which occurs as the first sign of venereal infection. **trop'ical b.**, climatic b. **bubonal'gia** [G. *boubōn*, groin, + *algos*, pain.] Pain in the groin.

bubon'ic. Relating in any way to a bubo. **b. plague**, the most common form of the plague,* characterized by the occurrence of buboes in the groin or axilla.

bubonocoele (bu-bon'o-sēl, bu-bon-o-se'le) [G. *boubōn*, groin, + *kēlē*, tumor.] Inguinal hernia especially one in which the knuckle of intestine has not yet emerged from the external abdominal ring.

bubon'ulus [L. dim. of *bubo*.] 1. An abscess occurring along the course of a lymphatic vessel. 2. One of a number of hard nodules, often breaking down into ulcers, which form along the course of acutely inflamed lymphatic vessels of the dorsum of the penis; Nisbeth's chancre.

bucardia (boo-kar'di-ah) [G. *bous*, ox, + *kardia*, heart.] Extreme hypertrophy of the heart, cor bovinum.

buc'ca, gen. and pl. *buc'cæ* [L.] The cheek, mala.

bucc'al. 1. Relating to the cheek. 2. Oral. **b. cavity**, vestibulum oris. **b. sur'face**, facies buccalis [BNA], the surface of a premolar or molar tooth which looks toward the cheek.

bucc'lingual (buk'st-ling'gwal). Buccolingual.

bucc'inator [L. *buccinator*, trumpeter.] The muscle of the cheek; see under *musculus*.

buccocervical (buk'o-sur'vi-kal) [L. *bucca*, cheek, + *cervix*, neck.] Relating to the cheek and the neck.

buccogingival (buk'o-jin'ji-val). Relating to the cheek and the gum. **b. ridge**, see *ridge*.

buccola'bial [L. *bucca*, cheek, + *labium*, lip.] Relating to both cheek and lip.

buccollin'gual (buk'o-ling'gwal) [L. *bucca*, cheek, + *lingua*, tongue.] Relating to both cheek and tongue.

b. diam'eter, the diameter of the crown of a tooth measured from the buccal to the lingual surfaces.

buccopharyngeal (buk'o-far-in'je-al). Relating to both cheek or mouth and pharynx.

buc'cheek [L. dim. of *bucca*, cheek.] A fatty puffing under the chin, double chin.

Buchner's exper'iment (bookh'ner) [H. *Buchner*, German bacteriologist, *1850.] An experiment leading to the discovery of endotoxins or intracellular enzymes; B. found that the medium in which the yeast plant is grown contains a ferment which will invert glucose but will not convert it into alcohol; this is effected by the action of another ferment obtained only by expression of the body juices of the yeast plant by hydraulic pressure. **B.'s tuber'culin**, see under *tuberculin*.

buchu (bu'ku). (U.S. and Br.) The dried leaves of *Barosma betulina*, order *Rutaceae*, a shrub growing in South Africa; carminative, diuretic, and urinary antiseptic; dose, 3i-4 (4.0-15.0) in infusion. The fluidextract is official in U.S.; dose, 3 1/4-1 (2.0-4.0).

Buck's extension [Gurdon *Buck*, New York surgeon, 1807-1877.] An apparatus for making extension on the leg, in fracture of the thigh, by means of a weight attached to a cord running over a pulley, the cord being fastened to the leg by broad bands of adhesive plaster. **B.'s fascia**, a fascial sheath of the penis, derived from the superficial perineal fascia.

buck'bean. Menyanthes.

bucked-shins. Albuminous periostitis of the metacarpal bones in young horses, caused by the violent concussion resulting from severe training on a hard track.

buck'eye. Hippocastanum,* horsechestnut.

buck'thorn. Frangula.

bucne'mia [G. *bous*, ox, + *knēmē*, leg.] Any large tense swelling of the leg.

Budapest, Hungary (boo-dah-pest'). Saline-sulphureted waters, warm. Used by drinking and bathing in rheumatism, gout, intestinal and skin diseases. See *St. Lucasbad* and *Kristaly*.

Budd's cirrho'sis [William *Budd*, English physician, 1811-1880.] Chronic enlargement of the liver, without jaundice, due to intestinal intoxication. **B.'s jaun'dice**, acute yellow atrophy of the liver.

Budde process (bood'deh pros'es) [E. *Budde*, Danish chemical engineer, contemporary.] A method of sterilization of milk. To the fresh milk peroxide of hydrogen is added in proportion of 15 c.c. of a 3 per cent. solution to one liter of milk, and the mixture is heated to 51° or 52° C. (124° F.) for three hours; by this time the peroxide is decomposed and the nascent oxygen acts as an efficient germicide; the milk is now rapidly cooled and put into sealed bottles.

buddeise (bood'de-lze). To treat by the Budde process.

bud'ding. Gemmation.

Buelau's meth'od (bū'low) [Gotthard *Buelau*, German surgeon, *1835.] Treatment of empyema by syphon drainage.

Bue'na Vis'ta Springs, Kentucky. Alkaline-saline-carbonated-sulphureted waters. Two springs. Rheumatism, hepatic disorders, cutaneous diseases, anemia, and general debility.

Buerger's method (bür'ger) [Leo *Buerger*, New York pathologist, *1879.] For staining the capsules of bacteria: the smear is fixed in Mueller's fluid, washed in water, then alcohol, and covered with tincture of iodine for from 1 to 3 minutes; it is then again washed in alcohol, dried, stained for 2 to 5 seconds in aniline-water gentian-violet, and finally washed in 2 per cent. salt solution.

bufagin (boo'fa-jin). A substance, $C_6H_{11}O_5$, having properties similar to those of digitalis, contained in the secretion of the poison glands of a tropical toad, *Bufo agua*, and probably in that of the skin glands of other species of toads.

Buff'alo Lith'ia Springs, Virginia. Alkaline-carbonated-aluminous-lithic-calcic waters. Three springs. Used by drinking and bathing in rheumatism, gout, renal and cystic calculus, nervous and gastrointestinal disorders. June 15 to October 1.

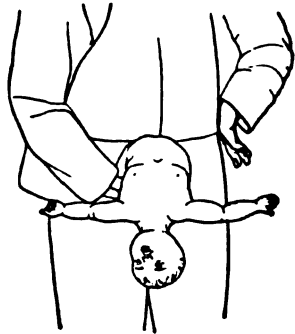
buffy coat. Crusta inflammatoria, crusta phlogistica; the upper, lighter portion of the blood-clot, —ing when coagulation is delayed so that the puscles have had time to settle a little. **toad.**] A genus of animals which em-

braces the toads. **B. a'gua**, a tropical toad, the source of bufagin.

buggery (bug'er-l) [O.F. *bougre*, heretic.] Bestiality, sodomy

bug'wort [M. E. *wort*, from A.S. *wyrt*, a plant.] Cimicifuga.

Buhl's disease' (bool) [Ludwig von *Buhl*, German physician, 1816-1880.] Acute fatty degeneration of the newborn, affecting the heart, kidneys, liver, and sometimes the voluntary muscles. **B.'s pneumo'nia**, caseous pneumonia.



BUIST'S METHOD IN ASPHYXIA OF THE NEWBORN.

Buist's meth'od [Robert Cochrane *Buist*, Scotch obstetrician, *1860.] For the resuscitation of an infant born asphyxiated: the child is simply transferred from one hand of the accoucheur to the other alternately, being held supine on one hand, prone on the other, thus causing alternate inspiration and expiration.

bulb [L. *bulbus*, a bulbous root.] 1. An underground leaf-bud in which the leaves are superimposed on each other to form a rounded mass. 2. Any globular or fusiform structure. 3. Medulla oblongata. a r'tic b., the first of the four dilations of the primitive heart in the embryo. arte'rial b., aortic b. b. of the coe'pus caverno'sum, bulbous* urethrae. b. of the eye, eyeball, globe of the eye. b. of the ure'thra, bulbous* urethrae. b. of the ves'tibule, bulbous* vestibuli. den'tal b., the papilla, derived from the mesoblast, which forms the germ of the tooth. end-b., one of the oval or rounded bodies in which the sensory nerve fibers terminate in mucous membrane. hair-b., bulbous* pili. ju'gular b., bulbous* venae jugularis. olfac'tory b., bulbous* olfactorius. taste-b., one of the bulbous bodies in the papillae of the tongue in which the gustatory nerves terminate.

bul'bar. 1. Relating to a bulb, or of bulb shape. 2. Relating to the medulla oblongata.

bul'bil. A deciduous bud in the axil of a leaf, capable of propagating its kind like a bulb.

bulb'let. A small bulb, bulbil.

bul'bocavernosus. Musculus* bulbocavernosus.

bulbonuclear (bul-bo-nu'kle-ar). Relating to the nuclei in the medulla oblongata.

bulbourethral (bul'bo-u-re'thal). Relating to the bulbous urethrae.

bul'bous. Of bulb shape.

bul'bus, gen. and pl. *bul'bi* [L.] Bulb. **b. aor'tae**, the anterior of the four dilatations of the primitive tubular heart, from which are formed the beginnings of the aorta and pulmonary artery.

b. cor'ni posterior'is, bulb of the posterior horn of the lateral ventricle of the brain, a curved elevation on the inner wall of the posterior horn produced by the fibers of the forceps major of the corpus callosum as they bend backward into the occipital lobe. **b. oc'uli**, eyeball, globe of the eye. **b. olfacto'rius**, olfactory bulb, the grayish expanded anterior extremity of the olfactory tract, lying on the cribriform plate of the ethmoid and receiving the olfactory nerves. **b. pi'li**, hair bulb, the lower expanded extremity of the hair which fits like a cap over the papilla pili at the bottom of the hair follicle. **b. ure'thræ**, the posterior expansion of the corpus cavernosum urethrae (corpus spongiosum) lying between the crura or diverging corpora cavernosa penis.

b. ve'næ jugular'is, bulb of the jugular vein; the superior is a dilatation at the beginning of the internal jugular vein in the jugular fossa of the temporal bone; the inferior bulb is a dilated portion of the vein just before it reaches the anastomosis. **b. vesti'b'uli**, a mass of erectile tissue on either side of the vagina united in front by a slender portion, the *pars intermedia*.

bul'nis [G. *boul'ntsis*, a willing.] The will; a willing. **bul'mia** (boo-lim'yah) [G. *bous*, ox, + *limos*, hunger.] Hyperorexia, a voracious appetite.

bul'mic. Relating to bulimia.

bul'le [L. bubble.] A bleb, blister; a circumscribed area of separation of the epidermis, due to the presence of a clear non-purulent fluid. **b. ethmoida'lis**, ethmoidal bulla; a bulging of the inner wall of the ethmoidal labyrinth in the middle meatus of the nose, just below the middle turbinated bone; it is regarded as a rudimentary turbinat.

bul'late. Vesiculate, resembling a bulla or blister.

bul'lat'ion. 1. The formation of bullae. 2. A swelling or inflation.

bul'bo'g head. The broad head with high vault occurring in achondroplasia.

Buller's shield. A watchglass attached to the center of a square of adhesive plaster, used to protect the unaffected eye in cases of purulent ophthalmia.

bul'let. The fetlock of a horse.

bul'lock's liv'er crust. The reddish-brown crust on a scrobtic ulcer.

bul'nos. Relating to, of the nature of, or marked by, bullae.

bul'ny (bool'pēs) [Mosq. Ind. *buluy*, spotted, + *ny*, gray.] A contagious skin disease endemic in Nicaragua, marked by a papular eruption followed by patches of a dirty white or greasy black color.

Burns's pu'pil (boom'keh) [Oswald Conrad Edward Burns, German neurologist, *1877.] Dilatation of the pupil in response to psychic stimuli; it is absent in dementia præcox.

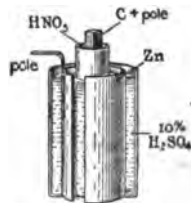
bunch. A swelling on the bone, in a horse, due to trauma.

bun'dle. A structure composed of a group of fibers, muscular or nervous; a fasciculus. **aberrant b.**, a nerve tract in the isthmus of the fornicate gyrus. **anterior ground b.**, ground b. of the ventral column of the cord, consisting of association axones connecting various levels of the cord. **anterior marginal b.**, Marchi's* bundle. **atrioventric'ular b.**, auriculoventric'ular b., a small bundle of fibers, remains of the primitive cardiac tissue, passing from the right atrium (auricle) of the heart to the ventricular musculature and septum; His's band or bundle, Kent-His bundle, Gaskell's bridge. **ground b.**, a collection of association axones in the spinal cord, fasciculus proprius. **lateral ground b.**, fasciculus lateralis proprius [BNA]. **posterior longitudinal b.**, fasciculus longitudinalis medialis [BNA]. **respi'ratory b.**, tractus solitarius [BNA]. **sino'a'trial b.**, a bundle of muscular fibers between the venæ cavæ in the wall of the atrium of the heart, which is believed to be the path of conduction of the impulse for the atrial contraction; Keith's bundle. **sol'itary b.**, tractus solitarius. **vas'cular b.**, in botany, a sheath of vascular tissue traversing other tissues, enclosed in a layer of cells forming the bundle-sheath.

bundle-sheath (bun'di-shēth). In botany, a layer of cells surrounding a vascular bundle.

Bunge-Trantenroth method (boong'eh-trahn'ten-rōt) [R. Bunge, German physician, contemporary; A. Trantenroth, German physician, contemporary.]

For differentiating the tubercle and smegma bacilli: wash with alcohol, treat with chromic acid, stain with hot carbol-fuchsin, decolorize with 16 per cent. sulphuric acid, counterstain with alcoholic methylene blue, and wash in water; the tubercle bacillus is stained red, the smegma bacillus is decolorized.



BUNSEN ELEMENT.

bunion (bun'yun). An inflammatory swelling of the bursa over the metatarsophalangeal joint of the great toe.

bu'nodont [G. *bounos*, mound, + *odont* (odont-), tooth.] Having molar teeth with rounded or conical cusps.

Bun'sen burn'er [Robert Wilhelm Bunsen, German chemist and physicist, 1811-1899.] A gas burner supplied with lateral openings admitting so much air that the carbon is completely burned giving a very hot but only slightly luminous flame. **B. el'ement**, one of the elements of a galvanic battery consisting of carbon in water acidulated with nitric acid, and zinc in sulphuric acid water, the two solutions being separated by a partition of porous material.

buphthal'mia. Buphthalmos.

buphthalmos, **buphthalmus** (boof-thal'mus) [G. *bous*, ox, + *ophthalmos*, eye.] Congenital glaucoma, hydropthalmos, keratoglobus; an affection of infancy, marked by an increase of intraocular fluid with enlargement of the eyeball.

bur. 1. The lobe of the ear. 2. A small disc or bulb made to revolve rapidly, used by dentists to remove tartar from the teeth. 3. Burdock, lappa.* **b.-drill**, a dentist's b. with cutting lines, used for excavating cavities in the teeth.

Burdach's col'umn or **tract** (boor'dakh) [Karl Friedrich *Burdach*, German physiologist, 1776-1847.] Fasciculus cuneatus [BNA]. B.'s f'ibers, nerve fibers in relation with B.'s nucleus. B.'s nu'cleus, a collection of gray matter at the base of the posterior horn of the lateral ventricle. B.'s oper'culum, see *operculum* (1).

bur'dock. Lappa.

burette' [Fr.] A graduated tube for measuring fluids.

Burghart's sign [Hans Gerny *Burghart*, German physician, *1862.] Crepitant râles heard at the base of the lung anteriorly in incipient tuberculosis.

burn [A.S. *bernan*.] 1. To consume with fire. 2. To cause a lesion of the skin by heat. 3. To cause a lesion by acid or any other agent, similar to that caused by heat; to cauterize. 4. To suffer pain caused by excessive heat, or a similar pain from any cause. 5. A lesion caused by heat or any cauterizing agent.

Bur'nam's test [Curtis Field *Burnam*, American surgeon, contemporary.] A test for formaldehyde in the urine; see *Rimini's** test.

Bur'nett's solution [*Burnell*, English surgeon, 1779-1861.] A solution of zinc chloride containing 10 grains to the ounce of water; disinfectant and deodorant.

burn'ing-bush. Euonymus.

Burns's amauroid's [John *Burns*, Scotch obstetrician, 1774-1850.] Postmarital a., blindness following sexual excess.

Burns's fal'ciform process or **lig'ament** [Allan *Burns*, Scotch anatomist, 1781-1813.] Hey's* femoral ligament. B.'s space, a space just above the manubrium sterni, between the first and second layers of the deep cervical fascia, through which pass the anterior jugular veins.

Burow's liq'vor (boo'rov) [Karl August *Burow*, German surgeon, 1809-1874.] A solution of alum and lead acetate. B.'s opera'tion, (1) a flap operation for closing a defect in the lip; (2) an operation for entropion. B.'s solu'tion, B.'s liquor. B.'s vein, an occasional vein passing from the inferior epigastric, sometimes receiving a branch from the bladder, and emptying into the portal.

bur. Bur.

Burri's meth'od (boor're) [Robert *Burri*, Berne bacteriologist, contemporary.] A method of examination for microorganisms; the specimen is fixed in arsenic acid and then immersed in a suspension of India ink; the microorganisms, if present, appear white by contrast on a black background.

burrow (bū'ro). 1. A subcutaneous tunnel or tract made by a parasite such as the itch-mite. 2. A sinus or fistula.

bur'sa, pl. *bursae* [L. a purse.] A closed sac or pouch containing fluid, found, or formed as a result of pressure, over an exposed and prominent part, or where a tendon plays over a bone. b. anseri'na, separates the broad tendinous surface of the pes anserinus from the tubercle of the tibia. b. muco'sa [BNA], b. synovialis, a pouch, containing a viscid fluid, covering and protecting exposed bony surfaces, or interposed between a tendon and a bone over which it plays; many of these are permanent structures and receive various names, gluteal, plantar, prepatellar, etc., to indicate their location. b. omenta'lis [BNA], the lesser peritoneal sac, clothing the posterior surface of the stomach, quadrate and caudate of the liver, upper surface of the pancreas,

and part of the spleen and transverse colon b. synovia'lis, b. mucosa.

bur'al. Relating to a bursa.

bursal'ogy. The branch of anatomy dealing especially with the bursae.

bur'sine. An alkaloid from capsella, employed as an astringent and styptic.

burnitis (bur-si' (se')tis). Inflammation of a bursa

bursop'athy [L. *bursa*, + G. *pathos*, suffering.] Any disease of a bursa, especially dropsy accom-

panying a general disease such as syphilis.

Bur'ton's line [Henry *Burton*, English physician, 19th century.] A bluish line on the free border of the gums occurring in chronic lead poisoning.

Busquet's disease' (būs-ka') [*Busquet*, French physician, contemporary.] An osteoperiostitis of the metatarsal bones, leading to exostoses on the dorsum of the foot.

Bussang, France (bü-sahn'). Alkaline-ferruginous-carbonated waters. Used internally in anemia, chlorosis, rheumatism, gout, jaundice, and women's diseases. June 15 to September 15

bu'tea gum'mi [John Earl of *Bute*, 1713-1792] (B.A.) Butea gum, Bengal kino, the inspissated juice from the stem of *Butea frondosa*, palas-tree, dhak-tree, a shrub or small tree of India; astringent. b. sem'ina (B.A.), butea seeds, from *B. frondosa*, yield moodooga oil; anthelmintic.

butter [G. *boutyr*]. 1. A coherent mass of milk-fat, obtained by churning or shaking cream until the separate fat globules run together, leaving a liquid residue, buttermilk. 2. A soft solid having more or less the consistence of butter. b. of an'timony, chloride of antimony. b. of bis'muth, chloride of bismuth. b. of tin, chloride of tin. b. of zinc, chloride of zinc. caca'o b., co'coa b., oleum theobromatis.

butter-cyst. An area of saponifying necrosis in a lipoma.

butterfly. 1. Papilio, a day-flying lepidopterous insect. 2. Any structure, apparatus, or lesion resembling in shape a butterfly with outstretched wings, i.e., having two lateral masses with a narrow band of union. b. patch, the characteristic distribution of lupus erythematoses over each cheek-bone with a connecting loop across the bridge of the nose.

buttermilk. The fluid containing casein and lactic acid, left after the process of making butter; also an artificial product obtained by the cultivation of lactic-acid bacilli in cow's milk.

butter'nut. Juglans.

butterweed. Erigeron.

Butterworth's Mineral Spring, Michigan. Saline calcic waters. Used for drinking and bathing.

butter'ock. Natis, the prominence formed by the gluteal muscles on either side.

button. 1. A structure or lesion of knob shape. 2. An apparatus or part of an apparatus of the shape of a small ball or knob. Blak'ra b., oriental boil. Jaboulay' b., Murphy b., etc., see the proper names.

butter'ohole. 1. A short straight cut made through the wall of a cavity or canal. 2. The contraction of an orifice down to a narrow slit, as in the so-called *mitral* b.

butter'on-scur'vy. Ephyra globulus, an apparently contagious skin disease prevalent for a time in Ireland; it was characterized by an eruption of tubercles becoming gradually red and soft; it was thought possibly to be a form of yaws which it resembled superficially.

bu'tyl. A hydrocarbon radicle, C₄H₉. b. chlo'ral,

see *butyl-chloral hydras*. **b. phe'nate**, a colorless antiseptic liquid.

butyl'amine. A colorless, transparent liquid, $C_4H_{11}N$, soluble in water; diuretic.

butyl'-chlor'al hy'dras (Br.). Formerly called, incorrectly, croton-chloral hydrate, occurs in white, glistening, scaly crystals; it is employed as an analgesic and hypnotic in doses of gr. 5-20 (0.3-1.3).

butyra'ceous. Buttery in consistence.

buty'rate. A salt of butyric acid.

buty'ric. Relating to butter. **b. acid**, an acid of unpleasant odor, occurring in butter, codliver oil, sweat, and many other substances; it exists in two forms: *normal butyric acid*, ethyl acetic acid, propyl formic acid, C_4H_7COOH , a colorless viscid liquid occurring as a glyceride in cow's butter; *isobutyric acid*, dimethyl acetic acid, $CH(CH_3)_2COOH$, is found as a glyceride in croton oil and elsewhere; it resembles the normal acid but has a somewhat less unpleasant odor.

buty'rin. Glyceryl* butyrate.

buty'roid [*G. boutyron*, butter, + *eidos*, resemblance.] 1. Buttery. 2. Resembling butter.

buty'romel. A mixture of butter and honey, recommended in debility and loss of flesh.

butyrometer (bu-tir-om'e-tur) [*G. boutyron*, butter, + *metron*, measure.] An instrument for determining the amount of butter fat in milk.

bu'vo. Trade name of an extract, in tablet form, of beef and vegetable juices.

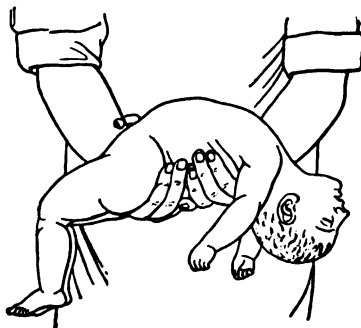
bux'ine. An alkaloid from the box, *Buxus sempervirens*, identical with berberine; used as a bitter tonic and antiperiodic in doses of gr. 10-20 (0.6-1.3).

Buxton, England. Slightly saline waters, 82° F. Used by drinking and bathing in gastric, hepatic, renal, and cystic disorders, gout, rheumatism, gonorrheal rheumatism, and rheumatoid arthritis.

by'ala. Trade name of a malt extract said to contain about 51 per cent. of maltose, 3 per cent. each of dextrin and protein, and 8 per cent. of alcohol.

Byrd-Dew meth'od [Harvey Leonidas Byrd, American physician, 1820-1884; James Harvie Dew, American physician, *1843.] For asphyxia of the newborn: the child is supported supine on the palms of the operator's two hands, the head falling backward; then by simple supination of the operator's forearms the body of the child is flexed and expiration is effected; on pronation of the arms the body is again extended and inspiration is caused.

Byron Springs, California. Muriated saline; alkaline-saline-chalybeate-sulphureted; saline-sulphureted-carbonated waters, 52° F. to 140° F. Upward of fifty springs. Used by drinking and bathing in rheumatism, gout, renal and hepatic diseases, cutaneous diseases, cystitis, genito-urinary disorders, arthritis, dyspepsia, constipation, and glandular enlargements.



BYRD-DEW METHOD IN ASPHYXIA OF THE NEWBORN.

byssino'sis [*G. byssos*, cotton.] A form of pneumonconiosis occurring in operatives in cotton mills.

byssocausis (bis'o-kaw'sis) [*G. byssos*, cotton, + *kausis*, burning.] Employment of the moxa.

byssophthisis (bis'o-ti'(te')sis). A chronic pneumonia caused by the inhalation of dust and particles of cotton occurring in operatives in cotton mills.

byss'us [*G. byssos*, cotton.] Cotton, lint.

byth'ium [*G. bythos*, depth.] Name given to a substance assumed to be a new element obtained from sulphur.

floor of the fourth ventricle between the two claves.

cal'calith. A proprietary remedy for rheumatism and uric acid conditions, consisting of calcium carbonate, colchicine, and lithia.

calcaneo-astrag'loid. Relating to the calcaneus, or os calcis, and the astragalus, or talus.

calca'neoca'vus. See under *talipes*.

calca'neocu'boïd. Relating to the calcaneus and the cuboid bone.

calca'neonavic'ular. Relating to the calcaneus and the scaphoid bone, or os naviculare.

calca'neoscaph'oid. Calcaneonavicular.

calca'neotib'ial. Relating to the calcaneus and the tibia.

calca'neum. Calcaneus.

calcaneus, gen. *calca'nei* (kal-ka'-ne-us) [L. relating to the *calx* or heel.] 1. Heel-bone, os calcis; the largest of the tarsal bones; it forms the heel and articulates with the cuboid anteriorly and the astragalus above. 2. Talipes* calcaneus.

cal'car, cal'car a'vis [L. spur, spur of a bird, cock's spur.] Hippocampus minor, the lower of two elevations on the inner wall of the posterior horn of the lateral ventricle of the brain, caused by the proximity of the bottom of the calcarine fissure. **c. femora'le,** Bigelow's septum, a bony spur springing from the under side of the neck of the femur above and anterior to the lesser trochanter, adding to the strength of this part of the bone.

calca'rea. Lime, calx.* **c. carbon'ica,** a homeopathic preparation from the white middle layer of the oyster shell, given in scrofula, sweating of the feet, rickets, acid dyspepsia, gallstone colic, and night sweats, in doses of the 6th to 200th potencies. **c. chlorina'ta,** calx chlorinata. **c. fluor'ica,** a homeopathic preparation of fluor-spar, used in bone tumors, cataract, and varicose veins in doses of the 3x to 12x potencies. **c. ostrea'rum, c. carbonica. c. phosphor'ica,** precipitated calcium phosphate, a homeopathic preparation, recommended in bone diseases, rickets, tuberculosis, leucorrhea, and rheumatism in doses of 3x to 12x potencies. **c. us'ta,** quicklime, calcium oxide.

calca'reous. Chalky, relating to or containing lime. **c. metas'tasis,** the deposit of calcareous material in remote tissues in case of extensive resorption of osseous tissue in caries, malignant growths, etc. **c. degenera'tion or infiltra'tion,** calcification.

cal'carine. Relating to the calcar; spur-shaped.

cal'cic. Relating to lime.

calicosis (kal-si'-ko'sis). Pneumonoconiosis from the inhalation of limestone dust; marble-cutter's phthisis.

cal'cidine. Trade name of a preparation of calcium and iodine; recommended for catarrhal laryngitis in children in doses of gr. $\frac{1}{4}$ -1 (0.02-0.06).

calcifica'tion [L. *calx*, lime, + *facere*, to make.] The deposition of insoluble salts of calcium or magnesium, especially calcium carbonate or phosphate, in weakened or degenerated tissues; petrification, calcareous infiltration or degeneration.

calcigerous (kal-sij'er-us) [L. *calx* (calc-), lime, + *gerere*, to bear.] Containing lime; producing any of the salts of calcium.

calcimeter (kal-sim'e-tur) [L. *calcium* + G. *metron*, measure.] A device for estimating the amount of calcium in the blood. **Blair Bell's c.** is a graduated pipette in which a mixture is made for determining the calcium index (see *Bell's* method*).

calcina'tion [L. *calcinare*, to make lime.] The operation of calcining.

calcine (kal'sin, kal'sin). To expel water and animal matter by heat; to roast metals, bones, etc., reducing them to a powder or a friable condition.

calciphilia (kal-si-fil'i-ah) [L. *calx* (calc-), lime, + *philia*, friendship.] An affinity for lime salts circulating in the blood, hence a tendency to calcification.

cal'cium [L. *calx* (calc-), chalk.] A metallic dyad element, of a lustrous yellow color, symbol Ca, atomic weight 40.09. The oxide of calcium is an alkaline earth, CaO, quick lime, which on the addition of water becomes calcium hydrate, Ca(OH)₂, slaked lime. Several of the salts of calcium are employed in medicine. **cal'cii benzo'as,** calcium benzoate, in colorless efflorescent crystals, soluble in 20 parts of water, employed as an internal antiseptic and in albuminuria, in doses of gr. 5-10 (0.3-0.6). **cal'cii betanaph'thol sul-pho'nas,** calcium betanaphthol sulphionate, a reddish-white powder, used in rheumatism, gout, and neuralgia in doses of gr. 5-15 (0.3-1.0). **cal'cii bo'ras,** calcium borate, a white insoluble powder, applied locally for burns, moist eczema, etc., and given internally for the diarrhea of children in doses of gr. 2-5 (0.13-0.3). **cal'cii bro'midum** (U.S.), calcium bromide, a white deliquescent granular salt, employed to meet the same indications as potassium bromide, in doses of gr. 5-30 (0.3-2.0). **cal'cii car'b'idum,** calcium carbide, occurs in blackish crystalline lumps; when in contact with water it yields acetylene gas; has been used locally to check fetor and discharge in cancer of the uterus. **cal'cii carbo'nas præcipita'tus** (U.S.), precipitated calcium carbonate, creta præcipitata, precipitated chalk, a fine white impalpable powder, employed in diarrhea as an antacid in doses of gr. 10-30 (0.6-2.0). **cal'cii chlo'ridum** (U.S. and Br.), calcium chloride, occurs as translucent inodorous, deliquescent masses, of a sharp, bitter, saline taste; used to increase the coagulability of the blood in hemophilia and purpura, in doses of gr. 2-15 (0.13-1.0). **cal'cii glycerophos'phas,** a white crystalline powder soluble in 20 parts of water; employed as a nerve tonic in doses of gr. 3-10 (0.18-0.6). **c. group,** the metals of the alkaline earths, three of the basylous elements, calcium, strontium, and barium. **cal'cii hippu'ras,** calcium hippurate, said to be a solvent of uratic gravel and calculi in doses of gr. 5-20 (0.3-1.3). **cal'cii hypophos'phis** (U.S. and Br.), calcium hypophosphite, occurring as a white crystalline powder or in colorless transparent scales; employed in rickets, incipient tuberculosis, and other manifestations of defective nutrition, in doses of gr. 10-30 (0.6-2.0). **c. in'dex,** see under *Bell's* method*. **cal'cii io'das,** calcinol, a tasteless odorless powder, employed as a dusting powder and in lotion and ointment as an antiseptic and deodorant. **cal'cii io'd'idum,** calcium iodatum, calcium iodide, has been recommended in tuberculosis in doses of gr. 1-4 (0.06-0.25). **cal'cii lac'tas,** calcium lactate, occurs in white crystalline masses, soluble in 10 parts of water; employed in rickets in doses of gr. 4-8 (0.25-0.5). **cal'cii perman'ganas,** calcium permanganate, an intestinal antiseptic in doses of gr. 1-1 (0.03-0.1). **cal'cii pero'xidum,** calcium peroxide, gorit, employed in acid dyspepsia and as an intestinal antiseptic, in doses of gr. 3-10 (0.2-0.6). **cal'cii phos'phas præcipita'tus** (U.S.), **cal'cii phos'phas** (Br.),

precipitated calcium phosphate, a white amorphous powder, used for the same purposes as calcium hypophosphite, in doses of gr. 10-30 (0.6-2.0). *cal'cii sac'charas*, calcium saccharate, employed as an antacid in dyspepsia and flatulence in doses of gr. 7½-30 (0.5-2.0), and as an antidote in carbolic acid poisoning in dose of 3½-5 (8.0-20.0). *cal'cii salicy'las*, calcium salicylate, a white insoluble crystalline powder, used as an intestinal antiseptic in gastroenteritis in doses of gr. 8-15 (0.5-1.0). *cal'cii santo'nas*, calcium santonate, anthelmintic in doses of gr. ½-1½ (0.03-0.1). *cal'cii sul'phas emic'cas* (U.S.), dried calcium sulphate; dried gypsum, plaster of Paris; used for making plaster splints and other fixed dressings. *c. sulphide*, *calx sulphurata*. *cal'cii sul'phis*, calcium sulphurum, calcium sulphite, a white powder used as an intestinal antiseptic, and locally in the treatment of parasitic skin diseases.

calcoglob'ulin. A combination of an albuminate with a calcium salt, supposed to be the form in which lime salts are deposited in the bones and in areas of calcareous degeneration.

cal'cold [*L. calx* (calc-), lime, + *G. eidos*, resemblance.] A neoplasm of the tooth-pulp.

calcophorous (kal-kof'or-us) [*L. calx* (calc-), lime, + *G. phoros*, bearing.] Calcigerous.

calcospherite (kal-ko-sfe'rit) [*L. calx*, lime, + *G. sphaera*, sphere.] One of a number of very small concentric calcareous bodies (composed of calcoglobulin) found in nervous tissue, tumors, the thyroid, the prostate, and elsewhere.

cal'calary. Relating to a calculus or calculi.

cal'culosa. Relating to calculi.

calculus, gen. and pl. *cal'culi* (kal'ku-lus) [*L. a pebble*.] A concretion formed in any portion of the body, usually (except in the case of gallstones) formed of inorganic matter, often deposited around a minute fragment of organic material, the *nucleus*. **arthrit'ic c.**, chalkstone, a gouty deposit of urates in or near a joint. **aur'al c.**, impurified cerumen in the external auditory meatus. **bil'ary c.**, gallstone, a concretion, chiefly of cholesterolin, formed in a bile duct or the gall-bladder. **blood c.**, phlebolith; a calculus formed in a thrombus. **cor'al c.**, a large kidney stone moulded to the pelvis with branches filling the calyces. **dendr'itic c.**, coral c. **den'tal c.**, (1) tartar; (2) serumal c. **fus'ible c.**, one composed of ammoniomagnesian phosphate and calcium phosphate. **hematogenet'ic c.**, serumal c. **he'mic c.**, blood c. **hemp'seed c.**, a small urinary c. of calcium oxalate forming, when multiple, gravel. **intest'inal c.**, a concretion in the bowel, either a coprolith or an enterolith. **mul'berry c.**, a hard, dark brown or gray, usually nodulated concretion in the bladder, composed chiefly of calcium oxalate. **na'sal c.**, rhinolith. **pancreat'ic c.**, a concretion usually multiple, in the pancreatic duct, consisting of calcium carbonate and phosphate with organic matter. **prostat'ic c.**, one formed in the prostate, usually phosphatic. **pulp c.**, pulp-nodule. **re'nal c.**, stone in the kidney, a concretion, usually of uric acid, calcium oxalate, or phosphates, in the kidney. **sal'ivary c.**, (1) a c. in a salivary duct; (2) tartar of the teeth. **se'rumal c.**, hematogenetic c., a greenish or dark brown deposit on the roots of the teeth in pyorrhea alveolaris. **ton'sillar c.**, amygdalolith, tonsillolith, a calcareous concretion in the substance of the tonsil. **u'rinary c.**, a c. in the kidney, ureter, bladder, or urethra. **u'terine c.**, womb-stone, a calcareous concretion in the

uterus. **ves'ical c.**, stone in the bladder; a urinary c. formed or lodged in the bladder.

articular, arthrolith, chalkstone. **bil'ary**, gallstone, cholelith, hepatolith, calculus fellei. **bladder**, vesical calculus, stone in the bladder, cystolith. **blood**, hemolith, hematolith, angiolith (in vessel), arteriolith (in artery), phlebolith (in vein). **cuta'neous**, milium. **gastric**, gastrolith. **heart cavity or wall**, cardiolith. **intestinal**, enterolith. **joint**, arthrolith, chalkstone. **lacrimal**, tearstone, dacryolith. **nasal**, rhinolith. **preputial**, postholith. **prostatic**, prostatolith. **pulmonary**, pneumolith. **tonsillar**, amygdalolith. **urinary**, nephrolith, renal calculus, ureteral calculus, cystolith, vesical calculus, urethral calculus. **uterine**, womb-stone, hysterolith.

Caldani's ligament (kahl-dah'ne) [Leopoldo Marco Antonio *Caldani*, Italian anatomist, 1725-1813.] A ligament arising from the internal border of the coracoid process and passing inward; it divides into two fasciculi, the upper one of which is attached to the under surface of the clavicle, the lower to the upper edge of the first rib.

Caledonia Springs, Canada. Carbonated-saline waters. Used for drinking. June to October.

calefacient (kal-e-fa'shent) [*L. calere*, to be warm, + *facere*, to make.] 1. Making warm or hot. 2. An agent causing a sense of warmth in the part to which it is applied.

calen'dula [*L. Calenda*, the first day of the month, the plant flowering nearly every month.] (U.S.) The dried florets of *Calendula officinalis*, marigold; employed chiefly externally as an application to sprains and bruises.

calen'dulin. A yellow amorphous neutral principle in calendula.

calentura (kal-en-too'rah) [Sp. from *L. calere*, to be hot.] A mild ephemeral or continued fever of tropical countries, often called by the natives of the English-speaking tropics, a "cold"; thermic fever.

calenture (kal'en-tür). Calentura.

calf, pl. *calves* (kaf or kahf) [Gael. *kalpa*.] The muscular swelling of the back of the leg, formed chiefly by the bellies of the gastrocnemius and soleus muscles.

calf-bone. Fibula.

cal'iber, **cal'ibre**. The diameter of a canal, such as the esophagus or urethra.

cal'ibrate. To measure the diameter of a canal.

cal'ibrator. An instrument for measuring the diameter of a tube or canal.

Californ'ian Geysers, Cal. Very great variety of mineral waters, 70° F. to 212° F. Used by drinking and bathing in rheumatism, gout, arthritis, synovitis, tuberculous affections, cutaneous disorders, syphilis, hepatic and intestinal affections, malaria, anemia, glandular affections, and many other diseases.

Californ'ia Seltzer Springs, Cal. Alkaline-saline-calcic-carbonated waters, 57° F. Acid dyspepsia, constipation, and cystitis.

caliga'tion. Caligo.

caligo (kal-i'go) [*L. darkness*.] Dimness of vision.

calisa'ya. Yellow cinchona, the bark of *Cinchona flava*.

Calisto'ga Springs, California. Saline-sulphureted waters, 75° F. to 186° F. Twenty or more springs. Used by drinking and bathing in rheumatism, syphilis, etc.

cal'lix. Calyx.

Call'away's proof [Thomas *Callaway*, English physician, nineteenth century.] In dislocation of the humerus the measurement over the acromion and through the axilla is greater on the injured side.

callise'ction [*L. callus*, hard (insensitive) + *sectio*, a section.] Vivisection of an anesthetized animal; the opposite of sensisection.

Callisen's operation (kal'-e-sen). [Heinrich *Callisen*, Danish surgeon, 1740-1824.] Lumbar colostomy in the descending colon for the formation of an artificial anus.

Callison's fluid [James G. *Callison*, New York physician, *1873.] A diluting fluid for counting red blood cells, composed of Loeffler's alkaline methylene blue, 1; liquor formaldehydi, 1; glycerin, 10; ammonium oxalate (neutral), 1; sodium chloride, 2.5; distilled water, 90. The various ingredients are added to the distilled water and allowed to stand until solution occurs. After being filtered, the preparation is ready to use.

callo'sal. Relating to the corpus callosum.

callos'itas, **callos'ity** [L. *callosus*, thick-skinned.] Callus, tyloma, keratoma, a circumscribed thickening of the epidermis as a result of friction or intermittent pressure.

callosomarginal (kă-lo'-so-mar'jî-nal). Relating to the corpus callosum and the marginal gyrus, noting the sulcus between them.

callo'sum [L. *callosus*, hard.] Corpus callosum.

callous (kal'us). Relating to callus or to a callosity; thick-skinned, hard.

cal'us [L. hard skin.] 1. Callosity. 2. The hard bone-like substance thrown out between and around the ends of a fractured bone. **cen'tral c.**, the provisional c. within the medullary cavity. **defini'tive c.**, the c. between the fractured bone which becomes converted into osseous tissue. **ensheath'ing c.**, the mass of provisional c. around the outside of the bone. **interme'diate c.**, definitive c. **per'manent c.**, definitive c. **pin c.**, provisional c. occupying the medullary canal. **provis'ional c.**, the c. thrown out as nature's splint to keep the ends of the bone in apposition; it is absorbed after union is complete. **tem'porary c.**, provisional c.

cal'mative. 1. Quieting, sedative. 2. An agent which quiets excitement, a sedative.

Calmette's test [Albert *Calmette*, French bacteriologist, *1863.] See conjunctival* reaction.

calmine (kal'min). Trade name of a compound of sodium and diethylbarbituric acid, employed as an antispasmodic and hypnotic.

calolactose (kal-o-lak'tôz). Trade name of an intestinal disinfectant composed of calomel, bismuth subnitrate, and sugar of milk.

cal'omel [derivation uncertain.] Hydrargyri chloridum mite. **collo'id'al c.**, calomel.

cal'omelol. Colloidal calomel; a soluble compound of calomel with albumin, occurring as a grayish powder; used for the same purposes and in the same doses as calomel, and also as a dusting powder and in ointment.

cal'or [L.] Heat; one of the four classical signs of inflammation: calor, rubor, tumor, dolor.

calorescence (kal-or-es-ens). The heating to incandescence of a body by the convergence upon it, by means of a lens, of the invisible heat rays.

calor'ic. 1. Relating to a calory. 2. Relating to heat. 3. Heat.

calorie (kal'o-re). Calory.

Calori's bur'sa [Luigi *Calori*, Italian anatomist, 1807-1896.] A bursa between the arch of the aorta and the trachea.

calorifacient (kal-or-i-fa'shent) [L. *calor*, heat, + *facere*, to make.] Producing heat.

calori'fic [L. *calor*, heat, + *facere*, to make.] Calorifacient. **c. cen'ter**, heat-center.

calorim'eter [L. *calor*, heat, + G. *metron*, measure.]

An apparatus for measuring the amount of heat which a body gives off under varying conditions.

calorimetry (kal-or-im'e-trî). The measurement in

calories of the amount of heat given off by a body under varying conditions.

calory (kal'o-re) [L. *calor*, heat.] The heat unit employed in the study of metabolism; it is the amount of heat required to raise a kilogram of water from zero to 1° C.

Calot's meth'od (kă-lo') [François *Calot*, French surgeon of Berck-sur-Mer, *1861.] Forcible reduction of the gibbosity in Pott's disease, by extension and counterextension and direct pressure, and retention of the spine in a straight position by means of a plaster jacket.

calot'ropis [G. *kalos*, beautiful, + *tropis*, keel of a ship] (B.A.) Mudar, yercum, the inner bark of the root of *Calotropis procera* and *C. gigantea*, shrubs of southern Asia; tonic and alterative in doses of gr. 3-10 (0.2-0.6), emetic in doses of 3-10 (2.0-4.0).

cal'ox. A dentifrice containing calcium peroxide.

cal'sa. Trade name of a preparation of agar-agar employed in the treatment of constipation.

calum'ba (U.S.). Columbo, the dried root of *Calumbaria palmata*, a tall climbing vine of East Africa; used as a bitter tonic in doses of gr. 15-60 (1.0-4.0) in decoction.

cal'umbin. An amaroid, C₁₂H₁₄O₇, from calumbarin, occurring in colorless needles and prisms; it is upon the presence of this that the bitterness of the crude drug depends.

calva'ria, gen. and pl. *calvaria* [L. a skull.] Skull-cap; skull, cranium.

calva'rian. Relating to the skull-cap. **c. hook**, an instrument used in prying off the top of the skull after it has been sawn round, at autopsies and dissections.

calva'rium. Calvaria.

calvities (kal-vish'e-êz) [L. *calvus*, bald.] Alopecia, baldness.

cal'vity. Calvities.

calx, gen. *cal'cis* [L. limestone.] (U.S. and Br.) 1.

Lime, calcium oxide, an alkaline earth occurring in grayish-white masses (quicklime) which on exposure to the air become converted into a white powder of calcium hydrate and calcium carbonate (air-slaked lime); the addition of water to calcium oxide produces calcium hydrate or slaked lime. 2. The heel. **c. chlorina'ta** (U.S. and Br.), chlorinated lime, incorrectly called "chloride of lime," in white friable lumps or powder made by the action of chlorine on calcium hydroxide; disinfectant and deodorant. **c. sulphura'ta** (U.S. and Br.), sulphurated lime, incorrectly called "sulphide of lime"; a light grayish powder having a faint odor of hydrogen sulphide; employed in the treatment of boils and acne in doses of gr. 7.5-15 (0.006-0.013), and locally applied for scabies and ringworm. **c. usta**, burnt lime, quicklime, caustic lime, unslaked lime. **c. vi'va**, [L. *vivus*, living], c. *usta*.

calycine (kal'i-sin). Relating to, of the nature of, or resembling a calyx.

calyculus (kă-lik'u-lus) [L. dim. of *calyx*, the cup of a flower.] Calycle; (1) in botany, an accessory calyx; (2) in anatomy a bud-shaped or cup-shaped structure, resembling the closed calyx of a flower. **c. gustato'rius**, taste bud, one of a number of flask-shaped cell-nests around the circumference of the vallate papillae in the tongue; they consist of supporting cells and gustatory cells; the latter are found in the center of the bud and terminate in fine filaments, the gustatory hairs.

calyptra (kă-lîp'trah) [G. *kalyptra*, a veil.] A hood-like covering of the capsule of mosses, formed from the ruptured venter of the archegonium.

calyx, pl. *calyces* [G. the cup of a flower.] 1. The outer leaflets forming the perianth of a flower. 2. Infundibulum; one of the branches or recesses of the pelvis of the kidney into which the orifices of the Malpighian pyramids project.

cambium. Resembling the cambium, noting the parenchymatous tissue on either side of the cambium.

cambium [L. exchange.] The layer of tissue between the wood and bark, which forms the secondary wood, or bast.

gambogia (U.S. and Br.). Gamboge, a gum resin obtained from *Garcinia hanburii*; purgative and anthelmintic in doses of gr. $\frac{1}{2}$ -5 (0.015-0.3). c. *indica* (B.A.), Indian gamboge, the gum resin from *Garcinia morella*; cathartic in doses of gr. $\frac{1}{2}$ -3 (0.03-0.13).

Kamelia [G. J. *Kamel*, a Jesuit missionary in the East in the 17th century.] A genus of plants of tropical Asia, among the species of which are *C. japonica*, the cultivated camellia, and *C. thea* or *C. theifera*, the tea-plant; for the latter, see *thea*.

camphol. A mixture of menthol and camphor, used by inhalation in respiratory affections.


camera (kam'e-rah) [L. a vault.] 1. A closed box, especially one used to contain the lens and the plates in photography. 2. In anatomy any chamber or cavity, such as one of the cavities of the heart; especially the fifth ventricle of the brain, or cavity of the septum pellucidum. c. *oculi anterior*, anterior chamber of the eye, the space between the cornea and the iris, filled with a watery fluid (aqueous humor) and communicating through the pupil with the posterior chamber. c. *oculi posterior*, posterior chamber of the eye, the ring-like space (triangular on section) between the iris and the crystalline lens, filled with aqueous humor.

Cammer's law. Two children of different ages, but of the same weight, have the same food requirements.

camisole (kam'i-sol) [Fr. from It. dim. of *camisa*, shirt.] A straight-jacket.

Camman's stethoscope [George Philip Cammann, New York physician, 1804-1863.] A binaural stethoscope.

Cambridge reaction (kam'ij) [P. J. Cambridge, English physician, contemporary.] A reaction obtained in the urine in cases of pancreatic disease; the first reactions (A and B) prepared have been discarded and the test now employed is called the C. reaction; this is obtained as follows: (1) To 10 c.c. of non-albuminous, antiseptic 24-hour urine add 10 c.c. strong HCl; boil for 10 minutes and add distilled water to 40c.c. (2) Add 4 gm. lead carbonate and filter. (3) Shake with 8 gm. triethyl lead acetate, and filter. (4) Add 4 gm. sodium sulphate, and filter. (5) To 10 c.c. of filtrate add 7 c.c. distilled water, 0.8 gm. phenylhydrazin hydrochloride, 2 gm. sodium acetate, and 1 c.c. 50 per cent. acetic acid; boil for 10 minutes, filter while hot and make up to 15 c.c. with hot distilled water. In case of disease of the pancreas, a light yellow



CAMMANN'S
BINAUURAL
STETHOSCOPE.

flocculent precipitate is thrown down in a few hours.

camomile. Chamomile.

Campani's test (kahm-pah'ne). For glucose: a precipitate of red or orange color is formed by the addition of a mixture of solutions of acetate of copper and subacetate of lead to urine containing glucose.

Campanula'cea. An order of gamopetalous dicotyledonous plants, which includes the bell-flower.

Camper's angle [Petrus Camper, Dutch physician and anatomist, 1722-1789.] Facial angle; the angle made by lines from the external auditory meatus and the nasal spine uniting between the middle upper incisor teeth. C.'s *chiasm*, *chiasma** *tendinum*. C.'s *fascia*, superficial layer of the superficial fascia of the abdomen. C.'s *ligament*, diaphragma* *urogenitale*. C.'s *line*, the horizontal line forming C.'s angle.

camp-fe-ver. Typhus* fever.

camphacol. A proprietary remedy for catarrhal affections of the respiratory and urinary organs, consisting of camphoric acid, formaldehyde, and guaiacol, dose gr. 5-15 (0.3-1.0).

camphene (kam'fen). 1. Any hydrocarbon, especially one solid at ordinary temperature, having the formula $C_{10}H_{18}$. 2. Purified oil of turpentine.

camphe'nol. A mixture of camphor and phenol; disinfectant.

camphoid. A solution of camphor in collodion.

cam'phol. Salol-camphor.

campholyptus (kam-fo-lip'tus). A proprietary remedy containing camphor and eucalyptus.

camphor (kam'fur). 1. A solid, tough, crystalline, translucent substance, a ketone distilled from the bark and wood of *Cinnamomum camphora*, an evergreen tree of Southeastern Asia and the adjoining islands; see *camphora*. 2. Any stearoptene resembling this. *Bor'neo c.*, borneol, camphyl alcohol, occurs in deposits in the wood of *Dryobalanops aromatica*, a tree of Borneo and Sumatra. c. *sal'icylate*, a white powder, antiseptic and astringent; used in lupus, and internally in diarrhea in doses of gr. 1-5 (0.06-0.3). *monobromated c.*, camphora monobromata. *pulsatilla c.*, anemonin. c. *menthol* (N.F.), a liquid prepared by triturating equal parts of camphor and menthol; employed locally as an antiseptic and deodorant, and diluted as a spray in rhinitis and pharyngitis.

camphora (kam-fo'rah) [L.] (U.S. and Br.) Camphor, "the dextrogyrate modification of the saturated ketone obtained from *Cinnamomum camphora* and purified by sublimation"; occurs in tough, translucent, crystalline masses, evaporating slowly on exposure to the air, very slightly soluble in water, but freely so in alcohol, ether, chloroform, and oils. Stimulant, carminative, expectorant, and diaphoretic in doses of gr. $\frac{1}{2}$ -3 (0.03-0.2). c. *monobromata* (U.S.), monobromated camphor, occurs in colorless or white needles and prisms or in glossy scales having a faint odor of camphor; antispasmodic, soporific, and cardiac sedative, in doses of gr. 1-3 (0.06-0.2).

camphora'ceous. Resembling camphor in appearance or odor.

camphorated. Containing camphor.

camphorism. Camphor-poisoning, marked by gastroenteritis, coma or convulsions, and other cerebral symptoms.

camphoroman'ia [camphor + G. *mania*, frenzy.] Camphor-addiction.

camphoroxol (kam-for-ok'sol). An antiseptic preparation of camphor with hydrogen dioxide.

campim'eter [L. *campus*, field, + G. *metron*, measure.] An instrument for determining the field of vision.

camptodactylia, **camptodactyly** ('kamp-to-dak-til'-ah, kamp-to-dak'til-i) [G. *kampos*, bent, + *daktylos*, finger.] A condition of permanent flexion of one or both interphalangeal joints of one or more fingers, usually the little finger.

Can'ada bal'sam. *Terebinthina canadensis*. C. **hemp**, apocynum. C. **lin'iment**, linimentum opii compositum. C. **moon'seed**, menispermum. C. **pitch**, pix canadensis. C. **snake'root**, asarum. C. **this'tle**, *Carduus arvensis*. C. **tur'pentine**, C. balsam. C. **yell'ow-root**, hydrastis canadensis.

canadine (kan'a-dén). A white crystalline alkaloid, $C_{11}H_{21}NO_4$ derived from hydrastis canadensis.

can'adol. A fractional distillate from petroleum, consisting chiefly of hexane.

canal' [L. *canalis*.] A duct or channel, a tubular structure. **Arnold's c.**, **Bichat's c.**, etc. see the proper names. See also *canalis*. **abdom'inal c.**, *canalis inguinalis*. **alimen'tary c.**, the mouth, pharynx, esophagus, stomach, and intestine. **a'al c.**, a temporary opening in the primitive anus. **arte'rial c.**, ductus arteriosus. **au'ditory c.**, meatus acusticus externus. **blastop'oric c.**, an opening marking the remains of the notochordal canal. **arach'noid c.**, Bichat's* canal. **carot'id c.**, *canalis caroticus*. **cerebrospi'nal c.**, neural c. **ci'l'ary c.**, a tubular ring in the sclera around the margin of the iris. **coch'lear c.**, *canalis spiralis cochleæ*. **cra'niopharyng'eal c.**, a fetal canal leading from the pharynx to the hypophysis cerebri. **cu'ral c.**, *canalis femoralis*. **galactoph'orous c.**, one of the milk-bearing tubules in the mamma. **hy'aloid c.**, the central canal in the vitreous body. **juice c.**, Recklinghausen's c. **lac'rymal c.**, **na'al c.**, **nasolac'rymal c.**, *canalis nasolacrimalis*. **neu'ral c.**, (1) a canal formed by an upgrowth of folds of the ectoderm on the surface of the embryonic axis in front of the primitive streak; it is the rudiment of the cerebrospinal axis. (2) Spinal canal, the canal of the vertebral column, containing the spinal cord. **neu'renter'ic c.**, notochordal c., an open communication, in early fetal life, between the posterior portion of the medullary and the intestinal canals. **notochor'dal c.**, **neu'renteric c.** **nu'trient c.**, Haversian* canal. **partu'rient c.**, the cavity of the uterus and the vagina through which the fetus passes. **pel'vic c.**, the passage from the superior to the inferior strait of the pelvis. **periva'scular c.**, the lymph-space surrounding a blood vessel. **pore c.**, an assumed opening in the ovum through which the spermatozoon gains entrance. **pterygopal'atine c.**, pharyngeal c. [BNA], a canal between the pterygoid process of the sphenoid bone and the palate bone, giving passage to a pharyngeal branch of the sphenopalatine ganglion and the pterygopalatine artery and vein. **spi'ral c.**, cochlear c. **spi'roid c.**, aqueduct of Fallopius. **tympan'ic c.**, *canaliculus tympanicus*. **ver'tebral c.**, (1) spinal canal; (2) the canal for the passage of the vertebral artery, formed by the foramina transversaria of the cervical vertebrae.

canalic'ular. Relating to a canaliculus.

canaliculization (kă-nă-lik'-u-li-ză'shun). The formation of canaliculi, or small canals, in any tissue.

canalic'ulus [L. dim. from *canalis*, canal.] A small canal or channel. **auric'ular c.**, a canal opening on the outer wall of the jugular fossa, transmitting Arnold's nerve, the auricular branch of the vagus. **c. bili'ferus**, bile-duct, ductus*

biliferus. **c. innomina'tus**, an occasional opening in the great wing of the sphenoid bone, between the foramen spinosum and foramen ovale which transmits the small superficial petrosal nerve. **c. lacrima'tis**, the canal leading into the lacrymal sac from the punctum. **c. mastoid'eus**, a small canal transmitting a twig from the vagus through the mastoid process. **c. tympan'ica**, a minute canal passing from the floor of the tympanum to the lower surface of the petrous portion of the temporal bone, transmitting the tympanic, or Jacobson's, nerve.

cana'lis [L.] A canal or channel.

c. adducto'rius [BNA], Hunter's canal, a groove between the tendon of origin of the vastus medialis and the insertions of the adductor brevis, adductor longus, and adductor magnus, converted into a canal by the overlying sartorius; in it run the femoral vessels.

cana'les alveola'ries [BNA], alveolar canals, posterior dental canals; canals in the body of the maxilla which transmit nerves and vessels to the molar teeth.

c. basipharynge'us, basipharyngeal canal, an occasional opening between the vaginal process of the sphenoid and the ala of the vomer on either side.

c. caro'ticus, carotid canal, a canal passing from the inferior surface of the petrous portion of the temporal bone upward, inward, and forward to the apex where it opens into the foramen lacerum; it transmits the internal carotid artery and a plexus of sympathetic nerve fibers.

c. centra'lis, central canal, a minute canal, usually obliterated in the adult, running axially through the gray commissure of the spinal cord, the remains of the embryonic medullary cavity.

c. chor'dæ tym'pani, iter chordæ posterius, a canal leading from the aqueduct of Fallopius to the tympanum, through which the chorda tympani nerve enters this cavity.

c. condyloid'eus [BNA], condyloid canal, posterior condyloid foramen of the occipital bone.

c. crura'lis, c. femoralis [BNA].

cana'les denta'les, dental canals; the anterior and middle dental canals pass from the infraorbital canal to the alveoli conveying vessels and nerves to the incisor and bicuspid teeth; the posterior dental canals pierce the posterior surface of the body of the maxilla and convey vessels and nerves to the molar teeth.

c. diplo'icus, diploic canal, canal of Breschet.*

c. facia'lis [BNA], facial canal, aqueduct of Fallopius, a canal from the superior surface of the petrous portion of the temporal bone to the under surface at the stylomastoid foramen, curving over the cavity of the tympanum; it gives passage to the facial nerve.

c. femora'lis [BNA], crural or femoral canal, the inner compartment of the femoral sheath.

c. hyaloid'eus [BNA], hyaloid canal, canal of Stilling, a minute canal running through the vitreous from the papilla of the optic nerve to the lens, containing in fetal life a prolongation of the central artery of the retina, the hyaloid artery.

c. hypoglos'sal [BNA], hypoglossal canal, anterior condyloid foramen of the occipital bone.

c. incis'vus [BNA], incisive or incisor canal, anterior palatine canal; the lower, single, portion of the foramen incisivum.

c. infraorbita'lis, infraorbital canal; a canal running beneath the orbital margin of the maxilla from the infraorbital groove, in the floor of the orbit, to the infraorbital foramen; it transmits the infraorbital artery and nerve.

c. inguina'lis, inguinal canal, transmitting the spermatic cord in the male and the round ligament in the female; it begins at the internal and terminates at the external abdominal ring.

c. mandib'ulæ [BNA], mandibular canal, inferior dental canal, traversing the greater portion of the body and ramus of the mandible between the mandibular and the mental foramina; it transmits the inferior dental vessels and nerves.

c. musculotuba'rius, a canal beginning at the anterior border of the petrous portion of the tempora

bone near its junction with the squamous portion, and passing to the tympanum; it is divided by the cochleariform process into two canals, one for the Eustachian tube, the other for the tensor tympani muscle.

c. nasolacrimalis [BNA], nasolacrimal canal, nasal canal, lacrymal canal; a canal leading from the orbital into the nasal cavity, containing the nasal duct.

c. nutritivus, nutrient canal, Haversian* canal.

c. pharyngeus [BNA], pharyngeal canal, pterygopalatine canal, between the sphenoid and palate bones.

c. pterygoidæus, pterygoid canal, an opening through the pterygoid process of the sphenoid bone through which pass the Vidian artery, vein, and nerve.

c. pterygopalatinus, pterygopalatine canal, posterior palatine canal, formed from the sulcus pterygopalatinus, which transmits the large palatine nerve and descending palatine vessels.

c. reunions, uniting canal, ductus reunions [BNA].

c. semicircularis, semicircular canal, one of three canals (named according to their position superior, posterior, and lateral or external) in the labyrinth of the ear, which form loops of about two-thirds of a circle; they open into the vestibule by five openings, one aperture being the common opening of one extremity of each of two canals.

c. spiralis cochleæ, spiral canal of the cochlea, the winding tube which makes two and a half turns about the modiolus of the cochlea; it is divided incompletely into two compartments, *scala tympani* and *scala vestibuli*, by a winding shelf of bone, the lamina spiralis ossea.

canalization (kă-nă-li-ză'shun). The formation of canals or channels in any tissue.

canallated [L. *cancellare*, to make a lattice-work.]

Having a lattice-work structure, reticular.

canallum [L. pl. of *cancellus*, a grating, lattice.] The reticulations or cross lines forming the spongy tissue of bones.

canallous. Cancellated, noting the reticular or spongy tissue of bone.

canallus. See *cancelli*.

cancer [L. a crab.] 1. Any malignant neoplasm.

Specifically, carcinoma* as distinguished from sarcoma. **acinous c.**, c. arising from the epithelium of the acini of the breast. **adenoid c.**, tubular c., cylindroma. **alveolar c.**, colloid c. **c. à deux** [Fr. *deux*, two], c. occurring nearly simultaneously in two persons living together. **c. aquaticus**, noma. **c. atrophicus**, a scirrhus c. in which the cancer cells are degenerated and the surrounding tissue atrophied and sclerosed. **c. en cuirasse** (ôñ-kwe-rah's) [Fr. breastplate], an epitheliomatous growth involving the greater part of one or both sides of the chest. **chimney-sweep's c.**, an epithelioma of the scrotum, occurring in chimney-sweeps, believed to be caused by irritation from soot. **coll'oid c.**, a degenerating carcinoma composed chiefly of colloid or glue-like matter. **conjugal c.**, c. à deux occurring in man and wife. **contact c.**, a secondary c. occurring in a part in close contact with a previous c. in the same individual. **dermoid c.**, a c. containing dermoid structures, islets of epithelium, hair, etc. **duct c.**, a c. developed from the epithelium of the mammary ducts. **enceph'aloid c.**, a c. of very soft, brain-like consistency; medullary c. **endothelial c.**, endothelioma. **epidermal c.**, epithelioma. **epithelial c.**, epithelioma. **glandular c.**, adenocarcinoma. **green c.**, chloroma. **hard c.**, scirrhus c. **hematoid c.**, telangiectatic c. **kangri c.**, see *kangri*. **medullary c.**, a carcinoma in which the growth consists chiefly of cells, the stroma being scarcely noticeable. **melanotic c.**, a form of encephaloid c., in which the cells contain melanin. **mouse c.**, Jensen tumor, a malignant growth in mice which is inoculable and more or less contagious. **scirrhus c.**, scirrhus, a 'car-

cinoma in which there is an abundant fibrous stroma compressing the cells. **soft c.**, encephaloid c. **spider c.**, telangiectasis. **telangiectatic c.**, an encephaloid c. filled with cavities containing blood. **tubular c.**, cylindroma, duct c.

cancer'ation. A change to malignancy, said of a previously benign tumor.

cancer-bodies (kan'sur-bod'iz). Hyaline bodies; small bodies of various shapes and sizes found in and around the cells in a cancerous growth, regarded by some as parasitic and of etiological significance, by others as degenerative changes or simple cell inclusions.

cancer-house. A house in which several deaths from cancer have occurred, believed by some to be infected with the contagium of malignant disease.

cancerine (kan'sur-ên). A ptomaine which has been found in the urine in cases of cancer.

can'cerism. A hypothetical tendency to the development of malignant disease.

canceroderm (kan'sur-o-durm [L. *cancer* + G. *derma*, skin.] De Morgan's spots; telangiectatic areas on the skin of the chest and abdomen, sometimes seen in cases of cancer.

canceromyces (kan-sur-o-mi'séz). An organism, apparently intermediate between a mycete and a mould, regarded by Niessen as pathogenic for cancer.

cancerophobia (kan-sur-o-fô'bi-ah) [L. *cancer* + G. *phobos*, fear.] A morbid apprehension of acquiring a malignant growth.

can'cerous. Relating to or suffering from a malignant growth.

cancer-root. *Conopholis americana*.

can'cer-se'rum. A therapeutic serum, prepared in the same manner as diphtheria antitoxic serum, alleged to possess a curative action in cancer.

Canceriame'ba macroglos'sa. A body, supposed to be an ameba, found in cancer and alleged to be pathogenic of malignant growths.

canc'riform (kang'krî-form). Resembling cancer.

cancroid (kang'kroyd) [L. *cancer* + G. *eidos*, resemblance.] 1. Cancriform. 2. A neoplasm, like rodent ulcer, of a mild degree of malignancy.

can'croin. A supposed antibody obtained from the serum of cancerous subjects and recommended in the treatment of malignant growths.

can'crum [L. *cancer*.] A gangrenous ulceration. **c. na'si**, gangrenous inflammation of the nasal mucous membrane. **c. o'ris**, noma,* gangrenous stomatitis.

can'dicans [L. *candicare*, to be whitish.] One of the corpora albicantia

Candolle', Augustin Pyramus de. Swiss botanist, (1778-1841), the founder of a system of botanical classification, a development of the natural or Jussieuian* system.

canel'la. White cinnamon, the bark of *Canella alba* or *C. winterana*; an aromatic stimulant and carminative, in doses of gr. 10-30 (0.6-2.0).

cane-sugar. Saccharose.

canine (ka'nin) [L. *caninus*.] 1. Relating to a dog.

2. Relating to the canine teeth. 3. A canine tooth. **c. app'etite**, bulimia. **c. em'inance**, a ridge on the anterior surface of the superior maxilla corresponding to the socket of the canine tooth. **c. foss'a**, a depression on the superior maxilla, external to the c. eminence. **c. muscle**, musculus* caninus [BNA], levator anguli oris. **c. prom'inance**, c. eminence. **c. tooth**, one of the four sharp-pointed teeth, two in each jaw, between the incisors and the premolar teeth.

canin'iform. Resembling a canine tooth.

canities (kan-ish'e-ēz) [L. *canus*, hoary, gray.]

Grayness of the hair.

canker (kang'ker) [L. *cancer*.] 1. Aphthous stomatitis. 2. Noma. 3. A morbid secretion of the sensitive frog and sole of the horse, involving also the corresponding insensitive parts.

cank'er-root. Coptis.

cannabene (kan'ā-bēn). A hydrocarbon obtained from cannabis indica.

cannabin (kan'ā-bin). A resinoid of greenish-black color, obtained from cannabis indica; used in hysteria, neuralgia, delirium tremens, and insomnia in doses of gr. $\frac{1}{4}$ –1 (0.015–0.06).

cannabin'don. A dark red syrupy liquid from cannabis indica; hypnotic in doses of $\text{m}\frac{1}{4}$ –1 (0.015–0.06).

cannabine (kan'ā-bēn). An alkaloidal substance from cannabis indica; hypnotic in doses of gr. 1–3 (0.06–0.2).

cannab'inon. A balsamic resin from cannabis indica; hypnotic in doses of gr. $\frac{1}{4}$ – $\frac{1}{2}$ (0.03–0.1).

can'nabis in'dica (U.S. and Br.). Indian hemp, hashish, the dried flowering tops of the pistillate plants of *Cannabis sativa*, gathered before the fruits are developed; narcotic, sedative, analgesic, and aphrodisiac. An extract, fluidextract, and tincture are official in the U.S.P., an extract and tincture in the B.P.

cannabism (kan'a-bizm). Poisoning by Indian hemp, hashish intoxication.

cann'on-bone, can'on-bone. The middle or large metacarpal or metatarsal bone of a horse or other hoofed quadruped; the shank-bone, or bone above the fetlock in the fore or hind leg.

cann'ula [L. dim. of *canna*, reed.] A tube which is inserted into a cavity by means of a trocar filling its lumen; after insertion the trocar is withdrawn leaving the cannula as a channel for the escape of fluid in the cavity. *perfu'sion c.*, a double-barreled c. used for irrigation of a cavity, the wash fluid passing into the cavity through one tube and out through the other.

Canquoin's paste (kahn-kwan') [Alexandre Canquoin, Parisian physician, *1800.] A cancer paste made in four strengths of 1 part of zinc chloride to 2, 3, 4, and 5 parts of wheat flour moistened with water.

Cantani's di'et (kahn-tah'ne) [Arnoldo Cantani, Italian physician of Bohemian birth, 1837–1893.] An exclusively meat diet in diabetes mellitus.

can'thal. Relating to a canthus.

canthar'idal. Relating to or containing cantharides.

canthar'idate. A salt of cantharidic acid with an alkali.

cantharides (kan-thar'i-dēz). Plural of *cantharis*.

cantharid'ic acid. An acid, $\text{C}_{10}\text{H}_{11}\text{O}_8$, derived from cantharis which forms salts, cantharidates, with alkalis.

canthar'idin. The active principle of cantharis, the anhydride of cantharidic acid, $\text{C}_{10}\text{H}_{11}\text{O}_4$.

cantharidism (kan-thar'i-dizm). Poisoning by cantharis.

can'tharis, gen. can'thar'idis, pl. can'thar'idēs [G. *kantharis*, a beetle.] (U.S. and Br.) Cantharides, Spanish fly, a dried beetle, *Cantharis vesicatoria*; employed internally as a diuretic and in the treatment of certain scaly skin diseases in doses of gr. $\frac{1}{4}$ – $\frac{1}{2}$ (0.015–0.03); externally as a counterirritant and vesicatory.

canthec'tomy [G. *kanthos*, canthus, + *ektomē*, excision.] Excision of a canthus.

canthitis (kan-thi'(the)'tis) [G. *kanthos*, canthus, + *-itis*.] Inflammation of a canthus.

cantholysis (kan-thol'i-sis) [G. *kanthos*, canthus, + *lysis*, loosening.] Incision of the canthus to widen the slit between the lids, canthoplasty (1). **canthoplasty** (kan'tho-plas-ti) [G. *kanthos*, canthus, + *plastō*, I form.] 1. An operation for lengthening the palpebral fissure by cutting through the external canthus. 2. An operation for restoration of the canthus in case of pathological or traumatic defect.

canthorrhaphy (kan-thor'ā-fl) [G. *kanthos*, canthus, + *rhaphē*, seam.] Suture of the eyelids at either canthus; canthoplasty (2).

canthor'omy [G. *kanthos*, canthus, + *tomē*, incision.] Slitting of the canthus, cantholysis, canthoplasty (1).

can'thus [G. *kanthos*.] Commissura palpebrarum [BNA]. Either extremity of the rima palpebrarum or slit between the eyelids; the two are called *inner*, *internal*, or *nasal c.* and *outer*, *external*, or *temporal c.*, or *medial* and *lateral* palpebral commissures respectively.

can'tus gal'li [L. cock-crow.] Laryngismus stridulus.

canula. An incorrect spelling of cannula.

CaO. Calx, calcium monoxide, quicklime.

CaOC. Abbreviation for cathodal, or negative pole, opening contraction.

caoutchouc (koo'chook) [S. A. Indian, *caukucha*] (Br.) *Elastica* (U.S.), India rubber; the prepared inspissated milky juice of *Hevea brasiliensis* and other species of *Hevea*, known in commerce as pure Para rubber. Used in the manufacture of various plasters, tissues, bandages, etc.

cap [A.S. *cappan*.] 1. To cover a part, especially its extremity or top; specifically, in dentistry, to cover an exposed pulp with an antiseptic paste or cement to prevent pressure from a filling. 2. Cover of the pulp of a tooth protecting it from the filling. 3. The first portion of the duodenum, *pilleus ventriculi*.

capacity (kā-pas'i-ti) [L. *capax*, able to contain; *capere*, to take.] 1. The potential cubic contents of a cavity or receptacle. 2. Ability, power to do. *breath'ing c.*, respiratory c. *cra'nial c.*, the cubic content of the skull; obtained by determining the cubage of small shot, seeds, or beads required to fill the skull. *respi'ratory c.*, (1) the amount of air which can be drawn into the lungs by deep inhalation; (2) the absorptive power of the blood as regards oxygen and carbonic acid, the one taken from the air, the other from the tissues; the capability of the blood for gaseous exchange. *ther'mal c.*, the amount of heat absorbed by a body in being raised 1° C. in temperature. *vi'tal c.*, respiratory c. (1).

capeline (kap'e-lin). A bandage covering the head or an amputation stump.

ca'per. The bud of a plant, *Capparis spinosa*, used as a pickle or condiment.

capillaire (kā-pli-lair') [Fr. maidenhair fern.] A syrup made from maidenhair fern, *Adiantum capillus-veneris*, used for coughs.

capillarectasia (kap'i-lar-ek-ta'si-ah) [*capillary* – G. *ektasis*, extension.] Dilatation of the capillary blood-vessels.

capillaritis (kap-il-ar-i'(e)'tis). Telangiitis.

cap'illary [L. *capillaris*, relating to hair.] 1. Relating to hair. 2. Very fine and hair-like. 3. One of the microscopic blood-vessels forming the capillary system intermediate between the arteries and the veins. 4. Relating to a capillary vessel. *c. arte'riole*, a minute artery which terminates in a capillary. *c. bronchi'tis*, inflammation of the lining membrane of the terminal bronchial tubes. *c. lake*, the total mass of blood contained

in the capillary vessels. **c. vein**, a venous radical or venule commencing from the capillaries. **lymph-c.**, the beginning of a lymphatic vessel, arising from a lymph-space; it is larger than the vessel with which it is continuous.

capill'culture [L. *capillus*, hair, + *cultura*, culture.] The care of the hair; treatment of baldness or other diseases of the hair.

cap'itulum (kă-pî-lîsh'-tûm) [L. the hair.] A network of protoplasmic threads in the spore capsule of *Myxomycetes*, the function of which is to break up the spore masses.

capit'us, gen. and pl. *capit'is* [L. hair.] [BNA]. A hair of the head.

cap'ital [L. *capitalis*, relating to the *caput*, head.] 1. Chief, most important. 2. Endangering the health or the life of the individual. **c. operation**, an operation of such magnitude or involving vital organs to such an extent that it is *per se* dangerous to life.

cap'itate [L. *caput*(*capit-*), head.] 1. Head-shaped, having a rounded extremity. 2. Noting a hemispherical surface elevation of a bacterial culture; see cut under *culture*, A, 5. **c. bone**, os* capitulum, os magnum.

capit'ulum [L. dim. of *caput*, head.] A small head or rounded extremity. Specifically the outer condyle at the lower extremity of the humerus, radial head of the humerus, a rounded eminence articulating with the upper surface of the head of the radius, capitulum humeri [BNA].

capitoped'al [L. *caput*, head, + *pes*(*ped-*), foot.] Relating to the head and the feet.

capit'ular. Relating to a capitulum. **c. articula'tions or joints** [BNA], articulations between the heads of the ribs and the vertebrae.

capit'ulum [L. dim. of *caput*, head.] 1. A small head or rounded articular extremity of a bone. 2. In botany, an inflorescence of sessile flowers crowded together into a common head. **c. fib'ula**, head or upper extremity of the fibula, which articulates by a facet with the under surface of the external condyle of the tibia. **c. hu'meri** [BNA], small or radial head, capitellum, of the humerus. **c. mandib'ula** [BNA], head of the mandible, condyle of the lower jaw. **c. ra'dii**, heap of the radius, the disc-shaped upper extremity articulating with the capitellum, or capitulum, of the humerus. **c. ul'næ**, head or lower extremity of the ulna.

Ca₃(PO₄)₂. Neutral phosphate of lime, tricalcic phosphate, bone phosphate.

Capoon Springs, W. Va. Light alkaline-calcic waters, 66° F. Used by drinking and bathing in acid dyspepsia, gastric catarrh, and urinary disorders.

cap'ping. In dentistry the substance used to cap the exposed pulp of a tooth.

cap'rate. A salt of capric acid.

cap'realin (kă-pren'al-in). Trade name of a suprarrenal extract; hemostatic and vasoconstrictor.

cap'reolary, **cap'reolate** [L. *capreolus*, a tendril.] Spiral, tendril-shaped. **c. vess'els**, spermatic vessels.

cap'ric acid [L. *caper*, a goat.] A crystalline acid, C₁₈H₃₄O₂, found in goats' milk and cows' milk and other substances; it has a more or less pronounced goat-like odor.

Caprifolia'ceæ. An order of gamopetalous dicotyledonous plants; the flower has an ovary with 1 to 5 locules, ovules suspended, stamens 5; the fruit is a berry.

cap'roquism (kă-prî'o-kwizm) [L. *caper*, goat, + *loqui*, to speak.] Egophony.

cap'rin. A caprate of glyceryl, found in butter, and one of the substances upon which the flavor of that substance depends.

cap'rizant. Bounding, leaping, noting a form of pulse-beat.

cap'roate. A salt of caproic acid.

cap'ro'ic acid [L. *caper*, a goat.] A colorless oily fluid, C₆H₁₂O₂, found in butter and some other substances.

cap'roin. A caproate of glyceryl, found with caprone, caprin, and butyrin in butter.

cap'rone. A compound of caproic acid, an oily fluid in butter, one of the substances upon which the flavor of this substance depends.

cap'royl. The radicle of caproic acid, C₆H₁₁O.

caproylamine (kap-ro-i'âm-in). A ptomaine from codliver oil.

cap'rylate. A salt of caprylic acid.

capryl'ic acid. A fatty acid, C₈H₁₆O₂, in butter and other substances.

cap'rylin. A caprylate of glyceryl.

capsell'a [L. dim. of *capsa*, a box.] Shepherd's purse, herba capsellæ; the dried herb *Bursa pastoris*; employed in eclectic practice in menorrhagia, urinary disorders, hemorrhoids, diarrhea, and atonic dyspepsia in doses of 5 to 10 drops of the specific preparation of an ounce to the ounce of alcohol.

cap'sicin. A yellowish-red oleoresin containing the active principle of capsicum.

cap'sicol. A red oily liquid from capsicum.

cap'sicum (U.S.). **cap'sici fruc'tus** (Br.). The dried ripe fruit of *Capsicum fastigiatum*; Cayenne, African, or red pepper; carminative and stimulant, in doses of gr. 1-5 (0.06-0.3); externally rubefacient.

capsitis (kap-si'(se')tis). Capsulitis of the crystalline lens.

capsot'omy. Capsulotomy, incision through Tenon's capsule.

cap'sula, gen. and pl. *cap'sulæ* [L. dim. of *capsa*, a chest or box.] A capsule in any sense. Specifically the internal capsule, capsula* interna. **c. articula'ris**, joint-capsule; a fibrous sac, with synovial lining, enclosing a joint. **c. exter'na**, external capsule, a thin lamina of white substance separating the claustrum from the putamen or lateral portion of the lenticular nucleus; it joins the internal capsule at either extremity of the putamen, forming a capsule of white matter of the lenticular nucleus. **c. fibro'sa hep'atis**, Glisson's capsule, a thin layer of connective tissue surrounding the structures in the porta hepatis and forming a layer on the surface of the liver. **c. glomer'uli**, Bowman's capsule, Malpighian capsule, the expanded beginning of a small tubule surrounding a tuft of capillary vessels, the two constituting a Malpighian corpuscle. **c. inter'na**, internal capsule, a layer of white substances separating the caudate nucleus and thalamus from the lenticular nucleus (*thalamic region*) and also the hypothalamus from the lenticular nucleus (*subthlamic region*); it consists of two limbs—an anterior (*pars frontalis* [BNA]) and a posterior (*pars occipitalis* [BNA])—which join at an obtuse angle (*genu* or *knee* of the internal capsule) opening laterally (externally) in the horizontal plane; it joins the external capsule in front of and behind the putamen, thus forming a white capsule of the lenticular nucleus.

cap'sular. Relating to any capsule.

capsula'tion. Enclosure in a capsule.

capsule (kap'sûl) [L. *capsula*.] 1. A membranous structure enveloping an organ or any other part,

or a joint, or a tumor. 2. An anatomical structure resembling a capsule or envelope, such as the internal capsule, suprarenal capsule, etc. 3. A small sac or case of gelatin or other soluble material used to enclose powders or other drugs of disagreeable taste. 4. A shallow tray or dish used for holding staining solutions or other fluids in histological and bacteriological work. *ad'ipose* c., the perirenal fat. *atrab'il'ary* c., glandula suprarenalis. *au'd'itory* c., the rudiment, in the embryo, of the auricle of the ear. *cryst'alline* c., c. of the crystalline lens. *exter'nal* c., capsula externa. *eye* c., Tenon's* c. *inter'nal* c., capsula interna. *joint* c., capsula articularis. *lentic'ular* c., crystalline c. *na'sal* c., the rudiment of the nose in the embryo. *op'tic* c., the rudiment of the eye in the embryo. *supraren'al* c., glandula* suprarenalis. *syno'vial* c., capsula articularis.

capsulitis (kap-su-li'(le')tis). Inflammation of the capsule of an organ or part, as of the liver or crystalline lens. *hepat'ic* c., perihepatitis. c. of the lab'y'rinth, otosclerosis.

capsulorrhaphy (kap-su-lor'ä-f'i) [L. *capsula*, capsule, + G. *rhaphē*, a sewing.] Suture of a tear in any capsule; specifically, suture of a joint capsule to prevent recurring dislocation of the articulation.

capsulotomy (kap'su-lo-töm). An instrument for incising a capsule, especially one for cutting the capsule of the crystalline lens in a cataract operation.

capsulotomy. Incision through a capsule, specifically through the capsule of the lens in a cataract operation.

cap'tol. Tannochloral; trade name for a compound of chloral hydrate and tannin; astringent and parasiticide.

cap'ut, gen. *cap'itis*, pl. *cap'ita* [L.] 1. The head. 2. Any head, or expanded or rounded extremity of an organ or other anatomical structure. c. *co'll*, cecum. c. *cor'au*, the head or thickened portion of each gray column or cornu, anterior and posterior, of the spinal cord. c. *fem'oris*, head of the femur, hemispherical articular surface at the upper extremity of the femur, which fits into the acetabulum to form the hip-joint. c. *gallinagin'is* (gal-lin-aj'in-is) [L. snipe's head], colliculus* seminalis. c. *hu'meri*, head of the humerus, the upper rounded extremity fitting into the glenoid cavity of the scapula. c. *me'du'sæ* [*Medusa*, a mythological character whose hair was transformed into serpents], a coil of varicose veins on the surface of the abdomen, surrounding the umbilicus, due to obstruction of the portal circulation in the liver. c. *mor'tuum*, impure ferrous oxide left after the ignition of iron pyrites. c. *obst'ipum* [L. *obstipus*, awry], torticollis. c. *quadra'tum*, a head of large size and square shape, owing to thickened parietal and frontal eminences, seen in rachitic children. c. *succeda'neum* [L. *succedaneus*, following, substituting], an edematous swelling formed on the presenting portion of the scalp of an infant during birth.

Capvern, France (kap-vern'). Alkaline waters, 77° F. Two springs. Used by drinking and bathing in catarrhal conditions, gallstones, gravel, gout, hepatic disorders, rheumatism, neuritis, and women's diseases, May to October.

Carabafia, Spain (kah-rah-bah'nyah). Sodio-magnesian-sulphated saline waters. Used internally and externally in gastric, hepatic, and intestinal disorders accompanied with constipation.

car'agheen. Carrageen, Irish moss.

car'amel. Burnt sugar.

carapa'ta disease. A disease of the Zambesi basin, possibly a form of trypanosomiasis or a relapsing fever, transmitted by the bite of a tick, *Ornithodoros moubata*.

car'away. Carum.

carbamate. A salt of carbamic acid.

carbami'c. Relating to the amide of carbonic acid. c. acid, a hypothetical acid, CH_3NO_2 , forming carbamates.

carbamide (kar'bä-mid, kar'bä-mid) [*carb(om) + amide*.] Urea or one of its derivatives.

carbazo'tate. Picrate.

carbazot'ic acid [*carbon + azote*, nitrogen.] Picric* acid.

carbenzyme (kar'ben-zim). Trade name of a mixture of trypsin and charcoal recommended as a digestant and remover of dead tissue especially tuberculous tissue about to disintegrate.

carbide. A compound of carbon (not an oxide of carbon) with one of the elements, especially with a metal.

carbinol. Methyl alcohol

carbo [L. coal.] Charcoal. c. *anima'lis* (U.S.). animal charcoal, bone-black, ivory-black; prepared by baking bone. c. *anima'lis purifica'tus*, purified animal charcoal; used in pharmaceutical processes. c. *ligni* (U.S. and Br.), charcoal, wood charcoal, a fine black powder; disinfectant and deodorant, employed internally in gastric fermentation in doses of gr. 5-60 (0.3-4.0).

carbohe'mia, **carbohe'mia**. Imperfect depuration of the blood, incomplete elimination of carbon dioxide.

carbohemoglobin (kar''bo-hem-o-glo'bin). Hemoglobin when in union with carbon dioxide.

carbohydrate (kar-bo-hi'drät). A substance containing carbon, hydrogen, and oxygen, the two latter in the proportion to form water, H_2O ; any of the sugars or starches.

carbohydratu'ria. Glycosuria, mellituria.

carb'olate. 1. A salt of carbolic acid. 2. To carbolize.

carbolfuchsin (kar'bol-fook'sin). Ziehl's solution; a stain for use in histology composed of a mixture of one part of a 10 per cent. alcoholic solution of fuchsin and 9 parts of a 5 per cent. aqueous solution of carbolic acid.

carbolic. Relating to phenic or carbolic acid, or phenol. c. acid, phenol. *cam'phorated c. acid*, a liquid mixture of phenol 12, camphor 4, water 1; employed as a local anesthetic and for the relief of toothache. c. *fuch'sin*, Ziehl's solution, carbolfuchsin.* c. *oil*, a solution of phenol 1 in olive oil 19; employed as an application to burns.

carb'olize. To mix with or add carbolic acid, or phenol.

carb'olly'soform. A 3 per cent. solution of phenol in lysoform.

carbolu'ria [G. *ouren*, urine.] The passage of phenol in the urine.

carboly'lene (kar-bol-zi'l'en). A mixture of carbolic acid, 1 part, and xylene, 3 parts.

carbom'etry. Carbonometry.

car'bon [L. *carbo*, coal.] A non-metallic tetrad element, symbol C, atomic weight 12. It occurs in two forms; the diamond and graphite, and also occurs in impure form in charcoal, coke, and soot. It is found in all living tissues, and the study of its vast number of compounds constitutes organic chemistry. *ad c. bisul'phide*, carbonyl disulphidum. c. *diox'ide*, CO_2 , the product of the combustion of carbon with a free supply of

air; carbonic acid gas. *c. diox'ide snow*, see *snow*. *c. disul'phide*, carbenei disulphidum. *c. monox'ide*, CO, formed by the combustion of carbon with a limited supply of air, a colorless, odorless, and poisonous gas, its toxic action being due to its strong affinity for hemoglobin. *c. tetrachlo'ride*, tetrachloromethane, CCl₄; a transparent colorless liquid, used as a cleansing fluid and as a local anesthetic.

carbonate. A salt of carbonic acid.

carbo'nei disul'phidum (U.S.). **carbo'nis bisul'phidum** (Br.). Carbon bisulphide or disulphide, CS₂; a colorless liquid of a characteristic ethereal odor, fetid when impure; is parasiticide and has been used by inhalation in phthisis, but is seldom employed other than as a solvent.

carb'one'mia, **carb'one'mia**. Carbohememia.

carbo'neum. Carbon.

carbo'nic. Relating to carbon. *c. acid*, an acid formed by the union of carbon dioxide and water, H₂CO₃. *c. acid gas*, *c. anhy'dride*, carbon dioxide. *c. ox'ide*, carbon monoxide.

carbo'nis bisul'phidum (Br.). Carbonei disulphidum.

carbo'ni'trogen constitu'tion. In homeopathy, one of von Grauvogel's three constitutional groups, the one in which there is too slow an oxidation of the blood, anoxemia.

carbonize. To char.

carbonom'eter [L. *carbo* (carbon-), coal, + G. *metron*, measure.] A device for determining the proportion of carbon dioxide in the air or expired breath by the precipitation of calcium carbonate from lime water.

carbonom'etry. The determination of the presence and the proportion of carbonic dioxide by means of the carbonometer.

carbonyl. The characterizing group (CO) of the ketones.

carborum'dum. Carbide of silicon, SiC, a substance of extreme hardness used for polishing in place of emery.

carbo'sap'ol. A 50 per cent. carbolic-acid soap.

carb'oxyhemoglobin (kar-bok'-si-hem-o-glo'bin). The compound formed by carbon monoxide with the hemoglobin in poisoning by that gas.

carb'oxyl. The characterizing group (COOH) of certain organic acids.

carbuncle, **carbunculus** (kar'bung-kli, kar-bun'kulas) [L. dim. of *carbo*, a live coal.] 1. A phlegmonous inflammation of the skin and subcutaneous tissues, similar to that of a furuncle but much more extensive; it is usually attended with great systemic depression, and may be fatal. 2. A reddish protuberance on the face, seen in alcoholic subjects; a whelk.

carbun'cular. Relating to a carbuncle.

carbunculo'sis. A condition marked by the occurrence of several carbuncles in rapid succession.

carburet. Carbide.

Cartmann's lig'ament (kar-kä-sun') [Bernard Gaudier *Carassonne*, French surgeon, *1728.] The deep perineal fascia.

carcin'elcosis (kar'sin-el-ko'sis) [G. *karkinos*, cancer, + *helkōsis*, ulceration.] Rodent ulcer; an ulcerating cancer.

carcin'oma, pl. **carcin'o'mata**, **carcin'o'mas** [G. *karkinos*, crab, cancer.] Cancer (in its limited sense), a malignant new growth of epithelial or gland cells infiltrating the surrounding tissues.

c. alveola're, colloid cancer.* *c. basocellula're*, basal-cell c., rodent ulcer; a superficial gland-like tumor of the skin of relatively slight malignancy; it appears as a fungoid tumor or ulcer

of the skin of the face or breast; it originates from the Malpighian basal layer. *c. colloid'es*, colloid cancer.* *c. cuta'neum*, epithelioma, rodent ulcer. *c. cylindromato'sum*, a cancer composed chiefly of cylindrical cells. *c. du'r'um*, hard cancer, scirrhus cancer.* *c. encephaloid'es*, encephaloid cancer, medullary cancer.* *c. epitheloid'es*, epithelioma. *c. fibro'sum*, scirrhus cancer.* *c. gelatino'sum*, colloid cancer.* *c. gigantocellula're*, a malignant growth containing many giant cells. *c. glandula're*, adenocarcinoma. *c. hæmato'des*, a form of medullary cancer in which there is an excessive formation of large blood-vessels. *c. hyali'num*, colloid cancer.* *c. lenticula're*, a form of *c. tuberosum*, or scirrhus cancer of the skin, with flattened bean-shaped nodules. *c. medulla're*, medullary cancer, one in which the growth consists almost entirely of cells, the fibrous stroma being very small in amount. *c. melano'des*, *c. melanot'icum*, melanotic cancer.* *c. mol'le*, medullary cancer.* *c. mucip'arum*, *c. muco'sum*, colloid cancer.* *c. myxomato'des*, a form of colloid cancer in which the original fibrous stroma has undergone myxomatous metaplasia. *c. nig'rum*, melanotic cancer.* *c. ossificans*, *c. in* which there is a more or less extensive formation of bony tissue. *c. osteoid'es*, *c. ossificans*. *c. reticula're*, scirrhus cancer.* *c. sarcomato'des*, a tumor with transitional characters, a *c.* apparently assuming the sarcomatous type. *c. scirrho'sum*, scirrhus. *c. scro'ti*, cancer of the scrotum, chimney-sweeps' cancer.* *c. sim'plex*, one in which the relative proportions of the cells and the stroma are, so to say, normal, neither element preponderating. *c. spongio'sum*, encephaloid cancer, medullary *c.* *c. tubero'sum*, a cancerous growth of the subcutaneous tissues marked by the presence of numerous hard nodules. *c. villo'sum*, malignant papilloma.

carcino'matoid [*carcinoma* + *eidos*, appearance.] Resembling a carcinoma.

carcinomato'sis. The occurrence of multiple carcinomata; carcinosis.

carcino'matous. Relating to carcinoma.

car'cinomelcosis (kar'sin-o-mel-ko'sis). Carcinelcosis.

carcino'sis. 1. A generalization of cancerous growths; the occurrence of multiple carcinomata, carcinomatosis. 2. A tendency to carcinoma, shown by the appearance of a new cancerous growth, not a local recurrence, after operative removal of a previous cancer.

cardamo'mum (U.S.), **cardamo'mi sem'ina** (Br.). Cardamom, cardamom seeds, the dried ripe fruit of *Elettaria repens*, a seedy plant of India and Ceylon; aromatic carminative, in doses of gr. 3-15 (0.2-1.0).

Cardarelli's symp'tom (kar-dah-rel'le) [Antonio Cardarelli, Italian physician, contemporary.] Tracheal* tugging.

Car'den's amputa'tion [Henry Douglas Carden, English surgeon, *1872.] Transcondylar amputation of the leg, the femur being sawn through the condyles just above the articular surface; see cut under *amputation*.

car'dia [G. *kardia*, heart.] The esophageal orifice of the stomach; the fundus ventriculi or left extremity of the stomach.

car'diac. 1. Relating to the heart. 2. Relating to the esophageal orifice of the stomach. 3. A tonic remedy. *c. sign'*, a diminution in the area of cardiac dulness in the recumbent posture, occurring in carcinoma.

cardiagra [G. *kardia*, heart, + *agra*, seizure.] 1. A gouty affection of the heart. 2. Angina pectoris.

cardialgia (kar-dī-al'jī-ah) [G. *kardia*, heart, + *algos*, pain.] Heartburn, an uncomfortable burning sensation in the stomach.

cardiam'eter. A device for determining the position of the cardia of the stomach.

cardianastrophe (kar-de-an-as'tro-fe) [G. *kardia*, heart, + *anastrophe*, a turning back.] A congenital transposition of the heart, the organ being on the right side; dextrocardia.

cardiant. A cardiac stimulant.

cardiasthe'nia [G. *kardia*, heart, + *astheneia*, weakness.] Weakness in the action of the heart.

cardiasthma (kar-de-as'mah). Cardiac asthma, dyspnea of heart disease.

cardiataxia (kar-dī-ā-tak'sī-ah) [G. *kardia*, heart, + *ataxia*, disorder.] Extreme irregularity in the action of the heart.

cardicente'sis. Cardiocentesis.

cardiectasia (kar-dī-ek-ta'sī-ah) [G. *kardia*, heart, + *ektasis*, a stretching out.] Dilatation of the heart.

car'din. An organic extract made from the heart of the bullock.

car'dinal [L. *cardinalis*, relating to a hinge, hinging, important.] 1. Of special importance. 2. Of a deep-red, nearly scarlet, color.

cardio- [G. *kardia*, heart.] A prefix signifying that the word has reference to the heart.

car'dioaccel'erator. Hastening the action of the heart.

cardioaortic (kar'dī-o-a-or'tik). Relating to the heart and the aorta.

car'dioarte'rial. Relating to the heart and the arteries.

cardiocele (kar'dī-o-sēl) [G. *kardia*, heart, + *kēlē*, hernia.] A hernia or protrusion of the heart through an opening in the diaphragm.

cardicente'sis [G. *kardia*, heart, + *kentēsis*, a pricking.] Operative puncture of the heart.

cardiocinet'ic. Cardiokinetic.

cardiodyn'ia [G. *kardia*, heart, + *odynē*, pain.] Pain in the heart.

car'diogram [G. *kardia*, heart, + *gramma*, a diagram.] The graphic curve made by the styllet of a cardiograph.

car'diograph [G. *kardia*, heart, + *graphō*, I write.] An instrument for recording graphically the movements of the heart, constructed on the principle of the sphygmograph.

cardiohepat'ic [G. *kardia*, heart, + *hepar* (*hepat-*), liver.] Relating to the heart and the liver.

cardioinhibitory (kar'dī-o-in-hib'ī-to-ri). Arresting or slowing the action of the heart.

cardiokinet'ic [G. *kardia*, heart, + *kinēsis*, movement.] Influencing the action of the heart.

car'diolith [G. *kardia*, heart, + *lithos*, stone.] A concretion in the heart, or an area of calcareous degeneration in its walls or valves.

cardiol'ogist. One having special knowledge and experience in relation to disease of the heart.

cardiol'ogy [G. *kardia*, heart, + *-logia*.] The science of the heart and its diseases.

cardiol'ysis [G. *kardia*, heart, + *lysis*, loosening.] An operation for breaking up the adhesions in chronic mediastino-pericarditis; access is gained by resection of a portion of the sternum and the corresponding costal cartilages.

car'diomala'cia [G. *kardia*, heart, + *malakia*, softness.] Softening of the walls of the heart.

cardiomeg'aly [G. *kardia*, heart, + *megas* (*megal-*), large.] Hypertrophy of the heart.

car'diomelano'sis [G. *kardia*, heart, + *melanōsis*, a blackening.] A deposit of pigment in the heart muscle.

cardiom'etry [G. *kardia*, heart, + *metron*, measure.] Measuring the dimensions of the heart or the force of its action.

cardiomyoliposis (kar'dī-o-mī'o-li-po'sis) [G. *kardia*, heart, + *mys* (*myo-*), muscle, + *lipos*, fat.] Fatty degeneration of the heart.

cardioneph'ric [G. *kardia*, heart, + *nephros*, kidney.] Relating to the heart and the kidneys.

cardioneural (kar'dī-o-nu'al) [G. *kardia*, heart, + *neuron*, nerve.] Relating to the nervous control of the heart.

cardiopalmus [G. *kardia*, heart, + *palmos*, palpitation.] Palpitation of the heart.

cardiopalm'udism [see *paludism*.] Irregularity in the heart's action due to malaria.

car'diopath. A sufferer from heart disease.

cardiopath'y [G. *kardia*, heart, + *pathos*, suffering.] Any disease of the heart.

cardiopericarditis (kar-dī-o-per-i-kar-dī'(de)'tis) [G. *kardia*, heart, + *peri*, around, + *kardia*, heart, + *-itis*.] Inflammation of both myocardium and pericardium.

cardiophone (kar'dī-o-fōn) [G. *kardia*, heart, + *phōnē*, sound.] A stethoscope specially designed to aid in listening to the sounds of the heart.

cardioplegia (kar-dī-o-ple'jī-ah) [G. *kardia*, heart, + *plēgē*, stroke.] Paralysis of the heart.

cardiopneumatic (kar'dī-o-nu-mat'ik) [G. *kardia*, heart, + *pneuma*, breath.] Relating to the heart's action and the respiration.

cardiopneumograph (kar'dī-o-nu'mo-graf) [G. *kardia*, heart, + *pneuma*, breath, + *grapho*, I write.] An instrument for recording graphically the cardiac and respiratory movements.

cardioptosis (kar'dī-op-to'sī-ah) [G. *kardia*, heart, + *ptōsis*, a falling.] A condition in which the heart is unduly movable and displaced downward.

cor mobile, **cor pendulum**; to be distinguished from *bathycardia*, in which the heart is fixed in a lower position.

cardiopul'monary [G. *kardia*, heart, + L. *pulmo*, lung.] Relating to the heart and lungs.

car'diopunc'ture. Cardiocentesis.

cardiopylor'ic. Relating to the cardiac and pyloric extremities of the stomach.

cardiore'nal [G. *kardia*, heart, + L. *ren*, kidney.] Cardionephric.

cardior'haphy [G. *kardia*, heart, + *rhaphe*, a sewing.] Suture of the heart-wall.

cardiorrhex'is [G. *kardia*, heart, + *rēxis*, rupture.] Rupture of the heart-wall.

cardioschisis (kar-dī-os'kī-sis) [G. *kardia*, heart, + *schisis*, a division.] The division of adhesions between the pericardium and the chest-wall.

cardiosclero'sis [G. *kardia*, heart, + *sklēros*, hardening.] A condition of fibrous, or connective-tissue, overgrowth in the heart muscle and endocardium, associated usually with similar degenerative changes in the arteries.

car'diospas'm. 1. Spasmodic action of the heart. 2. Spasmodic contraction of the cardiac end of the stomach.

cardiosphygmograph [G. *kardia*, heart, + *sphymos*, pulse, + *graphō*, I write.] An instrument for recording graphically the movements of the heart and the radial pulse.

cardior'omy [G. *kardia*, heart, + *tomē*, incision.] Incision into the heart-wall.

cardiovas'cular [G. *kardia*, heart, + L. *vasculum*, vessel.] Relating to the heart and the blood-vessels or the circulation.

carditis (kar-di'(de')tis). Inflammation of the heart.

cardiavalvulitis (kar-de-val-vu-li'(le')tis). Inflammation of one or more of the valves of the heart.

cardol. A yellowish or reddish oil, $C_{21}H_{38}O_2$, with vesicating properties, from the cashew-nut, the fruit of *Anacardium occidentale*.

carduus. Carduus.

carduus. Carduus benedictus, blessed thistle, the plant *Cnicus benedictus*; a bitter tonic in doses of 5-1 (2.0-4.0).

cargentos (kar-jen'tos). Trade name of a preparation of colloidal silver oxide, recommended in the local treatment of gonorrheal and catarrhal affections of the mucous membranes.

Cargile mem'brane (kar'gil) [Charles H. Cargile, American surgeon, *1853.] A membrane made from the peritoneum of the ox, employed to prevent adhesions after surgical operations.

caribi (kar-e'be). Bicho; epidemic gangrenous proctitis.

carica. Papaya, papaw.

carcin. Papain.

carcinous [L. *carica*, fig.] Relating to or having the semblance of a fig.

caries (kar'i-ez) [L. dry rot.] 1. Molecular decay of a bone in which it becomes friable, thinned, and dark, and gradually breaks down with the formation of pus; it is often of tuberculous origin. 2. A gradual decay with excavation of the dentine of a tooth, due possibly to the action of *Leptothrix buccalis*, commonly present in the mouth. **c. fungosa**, a form of c. of tuberculous origin accompanied with a fungous proliferation of the tissues. **c. humida**, c. accompanied by suppuration. **c. necrotica**, c. with necrosis, in which pieces of bone slough off and lie in the carious cavity or are washed away in the purulent discharge. **c. sicca**, a form in which suppuration does not occur. **dry c.**, **c. sicca**. **humid** or **wet c.**, **c. humida**, c. with suppuration.

carina (kã-rì-nah) [L. the keel of a boat.] A term applied or applicable to several anatomical structures forming a projecting central ridge. **c. formica**, a ridge running along the under surface of the fornix. **c. urethralis**, the lower part of the anterior column of the vagina, in relation with the urethra. **c. vaginalis**, c. urethralis.

carinal canal. In botany, an air-channel associated with a vascular bundle.

cariously. Cariousness, state of being carious.

carious. Relating to or affected with caries.

carisin. A glucoside obtained from *Carissa ovalis stolonifera* of Australia; it is a powerful heart poison.

Carleton's spots (karl'ton) [Bukk G. Carleton, New York physician, *1856.] Small sclerosed areas in the shaft of a long bone or in the epiphyses, in cases of gonorrheal bone lesions.

Carlsbad, Germany (karls'baht). Alkaline-saline waters, 48° to 162.5° F. Nineteen springs. Used by drinking and bathing in gastric, hepatic, intestinal, renal, and cystic disorders, gout, diabetes, obesity, and constipation. Middle of April to October.

Carlsbrunn, Austria (karls'broon). Ferruginous-manganese waters, highly effervescent, 45° F. Sexual disturbances and cranial disorders. June to September.

carmalum. A 1 per cent. solution of carmine in 10 per cent. alum water; used as a stain in histology.

carminata. A red-colored salt of carminic acid with an alkali.

carmin'ative [L. *carminare*, to cleanse.] 1. Preventing the formation or causing the expulsion of flatus. 2. An agent which relieves flatulence.

carmine (kar'min, kar'min). 1. The tinctorial principle, $C_{71}H_{10}O_{16}$, of cochineal. 2. A crimson pigment made from cochineal by treatment with alum.

carmin'ic acid. Carmine (1); a red substance derived from the cochineal, forming carminates with alkalis.

carmin'ophil, **carmin'ophile**, **carminoph'ilous** [G. *phileō*, I love.] Staining readily with carmine dyes.

carnauba wax (kar-nah-oo'bah). A wax obtained from the Brazilian wax palm, *Copernicia cerifera*.

carnaubic acid (kar-nah-oo'bik as'id). A fatty acid, $C_{21}H_{40}O_2$, derived from carnauba wax.

car'neous [L. *carneus*.] Fleishy.

carmin'fer'lin. Phosphosarcolactate of iron; employed as a chalybeate in anemia and chlorosis, in doses of gr. 5-8 (0.3-0.5).

carmin'fer'ol. Trade name of a peptonate of iron preparation.

carmin'fication [L. *caro* (carn-), flesh, + *facere*, to make.] A change in certain tissues, especially the lungs, whereby they become fleshy, resembling muscular tissue.

car'nine. A leucomaine derived from beef extract; it occurs as a white crystalline powder having the formula, $C_7H_9N_3O_2$.

Carniv'ora [L. *caro* (carn-), flesh, + *vorare*, to eat.] Flesh-eating animals.

carnivore (kar'nì-vör). One of the Carnivora.

carniv'orous. Flesh eating.

car'nogen. Trade name of a preparation of bone marrow and fibrin.

car'nos'ity. 1. Fleshiness. 2. A fleshy protuberance. **car'ro** [L.]. Flesh, muscle. **c. quadra'ta Syl'vil** [Jacobus Sylvius], musculus quadratus plantæ, accessory muscle of the flexor longus digitorum.

caro'ba. The leaflets of *Jacaranda procera*, a tree of tropical America; alterative and diuretic, given in syphilis and chronic rheumatism in doses of m15-30 (1.0-2.0) of a fluidextract.

car'obine. An alkaloid derived from caroba.

car'oid. Trade name of a protein digestant derived from the papaw.

carot'ic [G. *karōtikos*, stupefying.] 1. Carotid. 2. Stuporous.

caroticotympanic (kar-ot'ti-ko-tim-pan'ik). Relating to the carotid canal and the tympanum.

carot'id [G. *karōtis* (karōtid-), a carotid artery.]

1. Arteria carotis. 2. Relating to a carotid artery. **c. art'ery**, arteria carotis. **c. canal**, c. for'am'en, c. gland, etc., see the nouns.

carpaine (kar'pah-ën). An alkaloid, $C_{14}H_{15}NO_2$, from the leaves of *Carica papaya*; diuretic and cardiac tonic, resembling digitalis, in doses of gr. 1-1 (0.01-0.02) of the hydrochloride.

car'pal. Relating to the carpus. **c. articula'tion**, (1) wrist-joint; (2) in veterinary anatomy, the collected carpal joints, popularly called the knee.

carpec'tomy [G. *karpos*, carpus, + *ektomē*, excision.] Exsection of a portion or all of the carpus.

car'pel [L. *carpellum*, dim. of G. *karpos*, fruit.] In botany, a female sporophyll, forming a pistil or one of the elements of a compound or syncarpous pistil.

carphologia, **carphology** (kar-fō-lo'ji-ah, kar-fol'o'ji) [G. *karphos*, bits of wool, + *legō*, I collect.] Flocculation; purposeless, semiconscious picking at the bedclothes, in high fevers and stuporous conditions.

carpitis (kar-pi'(pe')tis). Carpal arthritis in the horse and other animals.

carpocarpal. Midcarpal; referring to the articulation between the two rows of carpal bones.

carpogenic, carpogenous (kar-po-jen'ik, kar-poj'en-us). Relating to the carpogonium.

carpogonium [G. *karpos*, fruit, + *gonos*, a begetting.] In botany, the lower part of the procarp, or female sexual organ, in *Ascomyces*.

carpometacarpal (kar'po-met-ah-kar'pal). Relating to both carpus and metacarpus.

carpoped'al [L. *pes*(ped-), foot.] Relating to the wrist and the foot, or the hands and the feet; noting especially *carpopedal spasm*, a spasm of the feet and hands sometimes observed in laryngismus stridulus, and formerly used as synonymous with this term.

carpoptosis (kar-pop-to'st-ah) [G. *karpos*, wrist, + *ptōsis*, a falling.] Wrist-drop.

Carpu's meth'od [Joseph Constantine Carpus, English surgeon, 1764-1846.] Indian method of rhinoplasty by a flap from the forehead.

car'pus, gen. *car'pi* [G. *karpos*.] The wrist. As a division of the skeleton, the eight bones of the wrist, viz., the scaphoid or navicular, semilunar or lunatum, cuneiform or triquetrum, pisiform, trapezium or multangulum majus, trapezoid or multangulum minus, os magnum or capitatum, and unciform or hamatum. (In the above list, when two names are given the second is the [BNA] term.) The carpus articulates above with the radius and ulna, and below with the five metacarpal bones.

car'rageon, car'rageon. Chondrus (3).

carre-four sensitif (kar-foor'son-se-téf') [Fr. sensory crossroads.] A term given by Charcot to the posterior portion of the posterior limb of the internal capsule where the sensory nerve tracts pass.

Carrel's meth'od (kă-rel') [Alexis Carrel, French pathologist in New York, *1873.] End-to-end suture of blood vessels, permitting of the transplantation of large segments of limbs and of entire organs. C.'s mixture, paraffin melting at 52° C., 18; paraffin melting at 20° C., 6; beeswax, 2; castor oil, 1; used to keep grafts in place on an ulcerated surface.

Carri'on's disease' (kahr-i-rī-on') [Daniel E. Carri'on, a Peruvian student who inoculated himself with the disease in 1886, and lost his life thereby.] Verruga peruana.

Car'ron oil [Carron iron works in Scotland where the mixture was first employed.] Limentum calcis, a mixture of equal parts of lime-water and olive or linseed oil, applied for the relief of burns and scalds.

car'rot. The fruit or seed of *Daucus carota*, an herb yielding a common vegetable; used as a diuretic in doses of 3j-1 (2.0-4.0). c.-root, the vegetable, is used sometimes as a poultice in the treatment of ulcers.

car'sickness. Nausea, dizziness, and sometimes vomiting, a syndrome similar to seasickness, sometimes caused by riding on a railway.

Car'swell's grapes [Sir Robert Carswell, English physician, 1793-1857.] Masses of tubercles, in pulmonary tuberculosis, clustered around the finer bronchioles like a bunch of grapes.

Car'ter's opera'tion [William Wesley Carter, New York laryngologist, *1869.] The formation of a new bridge of the nose by transplantation of a piece of bone taken from a rib.

car'thamus. Safflower, parrot-seed, false or bastard saffron, the dried florets of *Carthamus tinctorius*;

sometimes used in domestic practice as a hot tea externally to "bring out the eruption" in exanthematous diseases.

cartilage (kar'ti-lej) [L. *cartilago*, gristle.] A connective tissue substance characterized by its non-vascularity and by a homogeneous or fibrillated basement substance containing mucin, gelatin, and chondrin; there are three kinds of cartilage called *hyaline cartilage*, *fibrocartilage*, and *fibroelastic cartilage*; see below. *access'ory c.*, a sesamoid c. *access'ory quad'rate c.*, cartilago alari minor [BNA]. *alar c.*, see under *cartilago*. *an'nular c.*, cricoid c. *aor'tic c.*, the cartilage of the second rib on the right side behind which is the arch of the aorta. *arthro'dial c.*, *artic'ular c.*, the c. covering the articular surfaces of the bones forming a joint. *ary'tenoid c.*, see under *cartilago*. *au'ditory c.*, auditory capsule.* *auric'ular c.*, the cartilage of the concha or auricle. *bone c.*, the animal matter of bone left after dissolving out the earthy matters with acid, ostein. *c. bone*, one formed from the ossification of cartilage. *c. cap'sule*, the ground substance in hyaline cartilage surrounding the lacunæ in which lie the c. cells. *c. cell*, a connective-tissue cell lying in one of the lacunæ or spaces in the ground substances of cartilage. *c. corpuscle*, c. cell. *c. space*, a lacuna in the ground hyaline c. in which lies a cartilage cell. *cell'ular c.*, an embryonic cartilage formed chiefly of cells with very little ground substance. *central c.*, a minute opacity in the center of the crystalline lens. *cil'iary c.*, tarsal c. *circumferen'tial c.*, labrum glenoidale [BNA]. *conchal c.*, auricular c., cartilago auriculæ [BNA]. *connect'ing c.*, the cartilage in an immovable joint such as one of the sutures of the skull or the symphysis pubis. *costal c.*, the cartilage forming the anterior continuation of a rib. *cricoid c.*, see under *cartilago*. *cu'neiform c.*, see under *cartilago*. *den'tinal c.*, the animal matter of dentine remaining when the earthy matter has been dissolved out with acid. *diarthro'dial c.*, articular c. *elas'tic c.*, fibroelastic c. *en'iform c.*, processus xiphoideus [BNA]. *epac'tal c.*, cartilago sesamoidea nasi [BNA]. *epiphys'eal c.*, the disc of c. between the shaft and the epiphysis of a long bone. *Eusta'chian c.*, cartilago tube auditivæ [BNA]. *fi'brocartilage*, a form in which the basement substance is fibrillated, the fibers being arranged in bundles which interlace in all directions. *fibroelas'tic c.*, a variety in which the cells are surrounded by a capsule of homogeneous basement substance, outside of which is an interlacing framework of elastic fibers in the basement substance; many granules of the same appearance as the elastic fibers, called elastic granules, are also present in the basement substance. *float'ing c.*, a loose meniscus articularis, especially in the knee-joint. *gin'gival c.*, the fibrous tissue closing the open end of the locus containing the unerupted tooth crown in the infant. *hy'aline c.*, the usual form of permanent, non-articular cartilage, in which the cells are embedded in a homogeneous or finely granular basement substance. *incom'plete c.*, cricoid c. *interartic'ular c.*, discus interarticularis [BNA]. *interosse'ous c.*, connecting c. *intervertebral c.*, fibrocartilago intervertebralis [BNA]. *intrathy'roid c.*, a narrow slip of c. joining the ala of the thyroid gland in infancy. *invest'ing c.*, articular c. *lat'eral c.*, one of the cartilages from the extremity of the third phalanx or os pedis of the horse passing down to the heel of the hoof. *loose c.*, floating c. *mandib'ular c.*, an embryonic c., Meckel's c., which forms the mal-

leus and its handle, and also the mandible. *me'atal c.*, the cartilaginous portion of the external auditory meatus formed by the internal prolongation of the auricular c. *obdu'cent c.*, articular c. *parachor'dal c.*, the anterior cartilaginous investment of the notochord preceding the formation of the chondrocranium. *parenchy'matous c.*, cellular c. *perio'tic c.*, a cartilaginous mass on either side of the chondrocranium in the fetus. *per'manent c.*, cartilage which remains as such and does not become converted into bone. *plex'iform c.*, fibroelastic c. *precurs'ory c.*, temporary c. *primor'dial c.*, temporary c. *pul'monary c.*, the c. of the second rib on the left side behind which is the beginning of the pulmonary artery. *quadrate c.*, accessory quadrate c. *retic'ular c.*, *ret'iform c.*, fibroelastic c. *semilun'ar c.*, one of the inter-articular cartilages of the knee-joint, meniscus* *lateralis* [BNA], meniscus* *medialis* [BNA]. *septal c.*, the c. completing the nasal septum anterior to the vomer. *ses'amoid c.*, cartilago sesamoidea. *sigmoid c.*, semilunar c. *sternal c.*, a costal c. of one of the true ribs. *supra-ary'enoïd c.*, corniculum laryngis, cartilago* *corniculata* [BNA]. *tarsal c.*, the fibrous framework giving firmness and shape to the eyelid; see *tarsus* (2). *temporary c.*, a cartilage which normally becomes ossified forming a part of the skeleton. *thyroid c.*, see *cartilago*. *true c.*, hyaline c. *tubal c.*, *cartilago tubæ auditivæ*. *uni'ting c.*, connecting c. *vomerine c.*, Jacobson's c., *cartilago* vomeronasalis* [BNA]. *xiphoid c.*, processus xiphoideus [BNA]. *Y-c.*, the cartilage at the bottom of the acetabulum forming the connecting c. for the ilium, ischium, and pubes.

conversion into, cartilagification, chondrification. *ear*, conchal c., auricular c., annular c., meatal c. *excision*, chondrectomy. *eyelid*, tarsal or ciliary cartilage, tarsus superior and tarsus inferior [BNA]. *formation*, chondrogenesis, chondrification, chondrosis. *inflammation*, chondritis. *joint*, arthrodial or articular c. *circumferential c.*, meniscus. *knife for cutting*, chondrotome, echondrotome. *larynx*, thyroid, cricoid, arytenoid, and cuneiform cartilages. *pain*, chondralgia, chondrodynia. *ribs*, costal cartilage. *softening*, chondromalacia. *sternal*, ensiform or xiphoid c. *thinning*, chondroporosis. *tumor*, chondroma, echondroma, echondrosis.

cartilagification (kar'ti-lä-jin'f-i-fi-ka-shun).

Chondrification, conversion into cartilage.

cartilaginoïd (kar-til-a-j'in-oyd) [L. *cartilago* + G. *oides*, resemblance.] Chondroid, resembling cartilage.

cartilaginous (kar-til-a-j'in-us). Relating to or consisting of cartilage.

cartil'ago [L. gristle.] Cartilage.

c. *ala'ris ma'jor* [BNA], greater alar cartilage, lower lateral cartilage, forming the anterior part of the ala *nasæ*, the *crus laterale* is the outer plate; the *crus mediale* is the anterior part, curving backward to join the septum and forming with its fellow the tip of the nose.

c. *ala'ris mi'nor* [BNA], lesser alar cartilage, one of two to four cartilaginous plates on the side of the ala nasal posterior to the larger alar cartilage.

c. *annula'ris*, c. *cricoides*.

c. *articula'ris* [BNA], articular cartilage, a cap of hyaline cartilage fitting over the joint surface of a bone.

c. *arytenoid'æ* [BNA], an approximately pyramidal cartilage lying on either side of the middle line posteriorly between the projecting ala of the thyroid cartilage, just above the lamina of the cricoid; the junction of the external border and the base forms a prominent angle (processus muscularis), that of the anterior border and the base forms a sharp-pointed process (processus vocalis); the base articulates with the lamina of the cricoid cartilage.

c. *auricula'ris* [BNA], the cartilaginous framework of the auricle or pinna of the ear.

c. *basila'ris*, the cartilage filling the foramen lacerum, fibrocartilago basalis [BNA].

c. *clipea'lis* [L. *clipeus*, *clipeus*, a shield], c. *thyreoidea*.

c. *cornicula'ta* [BNA], corniculate cartilage, cartilage of Santorini, a minute conical nodule of yellow elastic cartilage surmounting the apex of each arytenoid cartilage.

c. *costa'lis*, the cartilaginous portion of a rib.

c. *cricoid'æ*, the lowermost of the laryngeal cartilages; it is shaped like a seal-ring, being expanded into a nearly quadrilateral plate behind (lamina); the anterior portion is called the arch (arcus).

c. *cuneifor'mis* [BNA], cuneiform cartilage, cartilage of Wrisberg, a small rod of yellow elastic cartilage in the aryepiglottic fold in front of the arytenoid and corniculate cartilages.

c. *ensifor'mis*, c. *xiphoidea*, processus xiphoideus [BNA].

c. *epac'tilis*, c. *sesamoidea nasi* [BNA].

c. *epiglott'ica*, a thin lamina of yellow elastic cartilage forming the central portion of the epiglottis.

c. *gingiva'lis*, gingival cartilage.*

c. *guttura'lis*, c. *arytenoideus*.

c. *innomina'ta*, c. *cricoides*.

c. *linguus*, septum linguae [BNA].

c. *mucrona'ta* [L. *mucro*, a sword], c. *ensiformis*, processus xiphoideus [BNA].

c. *na'si latera'lis* [BNA], upper lateral cartilage, the cartilage forming on either side the anterior and lateral wall of the nose, between the ala and the bony skeleton.

c. *osse'ceus* [L. becoming bony], temporary cartilage.*

c. *pelta'ta* [L. *pelta*, a shield], c. *thyreoidea*.

c. *peren'nis*, permanent cartilage.*

c. *per'manens*, permanent cartilage.

c. *quadrangula'ris*, c. *septi nasi* [BNA].

c. *reticula'ris*, fibroelastic c.

c. *santorinia'na*, c. *corniculata* [BNA].

c. *scutifor'mis*, c. *thyreoidea*.

c. *septi nasi* [BNA], a thin cartilaginous plate filling in the gap between the vomer, mesethmoid, and nasal bones, and completing the septum nasi anteriorly.

c. *sesamoid'æ laryn'gis* [BNA], a small nodule of yellow elastic cartilage sometimes present on the external border of the arytenoid cartilage.

c. *sesamoid'æ na'si* [BNA], a small cartilage in the triangle on either side formed by the receding of the edge of the lower lateral cartilage from the cartilage of the septum nasi.

c. *thyroid'æ* [BNA], thyroid cartilage, the largest of the cartilages of the larynx; it is formed of two approximately quadrilateral plates (*ala*) joined anteriorly at an angle of from 90° to 120°, the prominence so formed constituting the pomum Adami; the posterior margins of the *alæ* are nearly straight and terminate above and below in horn-like extensions (*cornua*); on the outer surface of each plate is a smooth ridge (*linea obliqua*) connecting the superior and inferior tubercula (see *tuberculum thyroideum*).

c. *trachea'lis*, one of from 16 to 20 incomplete rings of cartilage forming the skeleton of the trachea; the rings are deficient posteriorly for from one-fifth to one-third of their circumference.

c. *triangula'ris*, c. *triquet'ra carpi*, triangular fibrocartilage, discus articularis [BNA], of the distal radioulnar articulation.

c. *trit'icæ* [BNA] [L. *triticeus*, wheaten], a rounded nodule of cartilage occasionally present in the lateral hyothyroid ligament.

c. *tubæ auditivæ* [BNA], a triangular plate of fibroelastic cartilage, forming the cartilaginous portion of the Eustachian tube.

c. *vera*, hyaline cartilage.*

c. *vomerona'salis* [BNA], vomeronasal, vomerine or Jacobson's cartilage, a narrow strip of cartilage lying between the lower edge of the cartilage of the septum nasi and the vomer.

c. *xiphoid'æ*, processus xiphoideus [BNA].

ca'rum (U.S.), **ca'ruī fruc'tus** (Br.). Caraway, caraway fruit; the dried nearly ripe fruit of *carum carvi* (or *carui*), a biennial plant cultivated extensively in Siberia, Northern Europe, and the

United States; carminative, stomachic, and diuretic, in doses of gr. 1-10 (0.06-0.6).

caruncle (kar-'ung-kl). 1. A small fleshy protuberance, or any structure suggesting such a figure; see *caruncula*. 2. In botany, an outgrowth of the outer coat of a seed, usually near its apex. *ure'thral c.*, a small, fleshy, painful growth from the mucous membrane, sometimes occurring at the meatus of the female urethra.

caruncula (kar-'ung'ku-lah) [L. a small fleshy mass.] Caruncle. *c. hymenalis* (pl. *carunculae hymenales*) [BNA], *c. myrtiformis*, one of the numerous tabs or projections surrounding the orifice of the vagina after rupture of the hymen. *c. lacrima'lis*, a small reddish body at the inner canthus of the eye, containing modified sebaceous and sweat glands. *c. ma'jor of Santori'ni*, papilla duodeni. *c. mamilla'ris*, the collection of gray matter giving origin to part of the olfactory nerve, tuberculum olfactorium. *c. Morgagn'i*, the middle lobe of the prostate gland. *c. myrtifor'mis* (pl. *caruncula myrtiformes*), *c. hymenalis* [BNA]. *c. saliva'ris*, *c. sublingualis*. *c. sublingua'lis*, a papilla on each side of the frenulum linguae marking the opening of the submaxillary (Wharton's) duct.

Carus's curve (kah-'roos) [Carl Gustav Carus, German obstetrician, 1789-1869.] An imaginary curved line, obtained as the result of a mathematical formula, supposed to indicate the axis of the pelvic canal.

car'vacrol. Oxycymol, betacymophenol, a colorless liquid, $C_{11}H_{14}O$, obtained from oils of thyme, savory, and marjoram, with an odor of thyme; antiseptic, but employed chiefly as a perfume. *c. I'odide*, iodocrol, a yellowish brown powder, obtained from carvacrol as thymol iodide (aristol) is from thymol; employed like aristol as a substitute for iodoform.

carvene (kar-'vën). A tasteless and odorless terpene, $C_{10}H_{16}$, obtained from oil of caraway.

car'vol. A fragrant liquid, $C_{10}H_{14}O$, obtained from oil of caraway.

caryenchyma (kar-I-en-'ki-mah) [G. *karyon*, nut (nucleus), + *en*, in, + *chymos*, juice.] The more fluid portion of the caryoplasm, or protoplasm of a nucleus.

caryochromatophil (kar-I-o-kro-mat-'o-fil) [G. *karyon*, nut (nucleus), + *chrōma*, color, + *philos*, fond.] Noting a cell with a readily stainable nucleus.

caryochrome (kar-'t-o-krome) [G. *karyon*, kernel, nucleus, + *chrōma*, color.] Noting a nerve cell having only traces of a body, but a nucleus the size of an ordinary nerve-cell nucleus, larger than that of a cytochrome.

caryocine'sia, **caryocine'sis** (kar-'t-o-sin-e-'sī-ah, kar-'t-o-sin-e-'sīs) [G. *karyon*, nut (nucleus), + *kinēsis*, movement.] Caryokinesis, the nuclear changes occurring in cell-division; these may be direct, *i.e.* without certain complicated changes in the chromatin of the nucleus (*amitosis*) or indirect, *i.e.* accompanied by these changes, with the formation of chromosomes (*mitosis*); the term was formerly employed as synonymous with mitosis.

caryocinet'ic. Relating to caryocinesis.

caryolysis (kar-I-ok-'la-sīs) [G. *karyon*, nut (nucleus), + *klasis*, a breaking.] Fragmentation of the nucleus of a cell, caryorrhexis.

caryoga'mic. Relating to or marked by caryogamy.

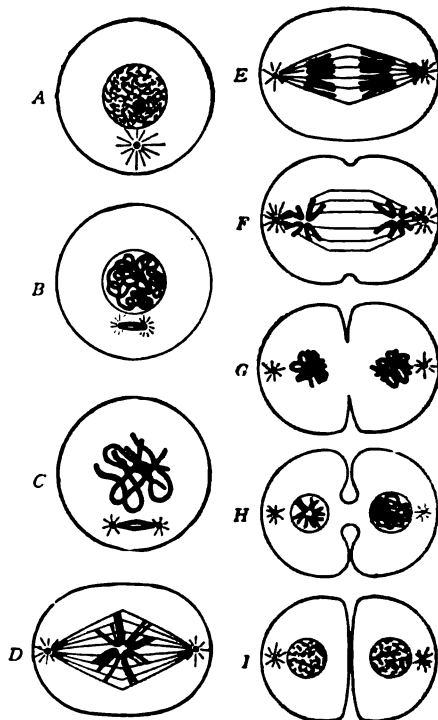
caryogamy (kar-I-og-'ā-mī) [G. *karyon*, kernel (nucleus), + *gamos*, marriage.] Fusion of the nuclei of two cells, as occurs in zygotis or true conjugation.

caryogenesis (kar-I-o-jen-'e-sis) [G. *karyon*, nucleus,

+ *genesis*, production.] Formation of the nucleus of a cell.

caryogenic (kar-I-o-jen-'ik). Relating to caryogenesis; forming the nucleus, parachromatic **caryog'onad** [G. *karyon*, nut (nucleus), + *gonē*, generation, descent.] Gonad nucleus, germ nucleus, the nucleus in protozoa which contains the chromatin and has to do with the reproductive function.

caryolobic (kar-I-o-lo-'bik). Having a lobulated or lobe-shaped nucleus.



CARYOKINESIS, MITOSIS, OR INDIRECT CELL DIVISION (diagrammatic).

A, Cell with resting nucleus; B, wreath, daughter centrosomes and early stage of achromatic spindle; C, chromosomes; D, monaster stage, achromatic spindle in long axis of nucleus, chromosomes dividing; E, chromosomes moving toward centrosomes; F, diaster stage, chromosomes at poles of nucleus, commencing constriction of cell body; G, daughter nuclei beginning return to resting state; H, daughter nuclei showing monaster and wreath; I, complete division of cell body into daughter cells whose nuclei have returned to the resting state. (After Böhm and von Davidoff.)

caryolobism (kar-I-o-lo-'bizm) [G. *karyon*, nut (nucleus), + L. *lobus*, lobe.] The state in which the nucleus of a cell, specifically a leucocyte, is lobulated, characterizing the polymorphonuclear neutrophiles.

caryolymph (kar-'t-o-limf) [G. *karyon*, nut (nucleus), + L. *lymphā*, clear water.] The fluid substance contained in the meshes of the linin network of the nucleus; ground-substance, nuclear hyaloplasm, nuclear sap.

caryolysis (kar-I-ol-'i-sis) [G. *karyon*, nut (nucleus), + *lysis*, solution.] Apparent destruction of the nucleus, at least the loss of affinity of its chromatin for basic dyes; chromatolysis.

caryolyt'ic. Relating to caryolysis.

caryomicrosome (kar-I-o-mī-'kro-sōm) [G. *karyon*, nut (nucleus), + *mikros*, small, + *sōma*, body]

One of the minute particles or granules making up the substance of the cell nucleus.

caryomit [G. *karyon*, nut (nucleus), + *mitos*, thread.] One of the chromatin threads formed in mitosis, chromosome.

caryomitome [G. *karyon*, nut (nucleus), + *mitos*, thread.] 1. The formed material of the cell-nucleus, consisting of the chromatin threads and the nuclear membrane. 2. One of the chromatin threads in the cell-nucleus.

caryomito'sis. Caryocinesis.

caryomitot'ic. Caryocinetic.

caryomor'phism. Noting the nuclear shapes of the cells, especially of the leucocytes.

caryon [G. *karyon*, a nut, kernel.] The cell-nucleus.

caryophag, **caryophag** (kar'f-o-fag, kar'f-o-fāj) [G. *karyon*, nut (nucleus), + *phagos*, a devourer.] An intracellular protozoan parasite.

caryophil, **caryophile** (kar'f-o-fil, or fil). Staining readily with thiazin-ammonium dyes.

Caryophylla'ceae. An order of polypetalous dicotyledonous plants, including the carnation.

caryophyllin. An odorless, tasteless, crystallizable body, $C_{10}H_{14}O$, from oil of cloves.

caryophyllus (U.S.), **caryophyllum** (Br.) [G. *karyon*, nut, + *phyllon*, leaf.] Cloves, the dried unexpanded flowers of *Eugenia aromatica*, a handsome evergreen tree of tropical countries; carminative and aromatic stimulant, in doses of gr. 1-10 (0.06-0.6).

caryoplasm [G. *karyon*, nut (nucleus), + *plasma*, a thing formed.] The protoplasm of a cell-nucleus.

caryoplastin (kar'f-o-plas'tin). Parachromatin, the plastic substance within the nucleus.

caryopsis (kar'f-op'sis) [G. *karyon*, nut, + *opsis*, appearance.] In botany, a form of achene in which the pericarp is adherent to the coat of the seed, as in wheat.

caryorrhexis (kar'f-ō-rek'sis) [G. *karyon*, nut (nucleus), + *rhexis*, rupture.] Fragmentation of the nucleus whereby its chromatin is distributed irregularly throughout the cytoplasm; a degenerative process and usually followed by caryolysis.

caryosome [G. *karyon*, nut (nucleus), + *sōma*, body.] One of the masses of chromatin at the nodes of the linin network of the nucleus; net-knot.

caryospherical (kar'f-o-sfer'f-kal). Having a spherical nucleus.

caryotheca (kar'f-o-the'kah) [G. *karyon*, nut (nucleus), + *thēkē*, sheath.] The investing membrane of a nucleus.

caryozo'ic [G. *karyon*, nut (nucleus), + *zōon*, animal.] Noting a protozoan parasite inhabiting the cell nucleus of its host.

cascara sagrada (kas'kah-rah sah-grah'dah) [Sp. sacred bark.] (Br.) *Rhamnus purshiana* (U.S.).

cascadilla [Sp. dim. of *cascara*, bark.] (Br.) Sweetwood bark; the dried bark of *Croton eluteria*, a shrub of the Bahama Islands; aromatic stimulant in doses of gr. 30 (2.0).

cascarilla. A white, bitter, crystalline substance, the active principle of cascara.

cascarin Le Prince (kas-kar-ee'n' lē prāns). A French laxative, in the form of pills of an extract of *cascara sagrada*.

casein (ka'se-in). An albumin-digesting ferment of bacterial origin.

caseation (ka-se-a'shun) [L. *caseus*, cheese.] The conversion of necrotic tissues into a granular, more or less pulsataceous, amorphous mass of a grayish or light yellowish color, resembling cheese.

casein (ka'se-in) [L. *caseus*, cheese.] A nucleoprotein derived from milk, the substance of cheese; it is, when dried, a fine white powder

insoluble in water but soluble in dilute alkaline and salt solutions.

caseinogen (ka-se-in'o-jen) [*casein* + G. *gennao*, I produce.] The chief protein in milk, the derivative of which is casein.

ca'seo-l'odine. A remedy for goiter made of a mixture or compound of casein and iodine.

caseose (ka'se-ōz). A product resulting from the hydrolysis or digestion of casein.

ca'seous [L. *caseus*, cheese.] Relating to or resembling cheese, noting a form of degeneration, in which the tissues are transformed into a cheesy mass resembling inspissated pus.

case'worm. Echinococcus.

cashé (kā-sha'). Caché.

cashew'-nut. The nut of *Anacardium occidentale*.

CaSO₄. Calcium sulphate, gypsum, plaster-of-Paris.

casoid bread (ka'soyd bred). A bread used in diabetes, made with a meal prepared from casein.

cassava starch (kah-sah'vah). Tapioca, starch from the root of *Manihot utilisima* and *M. palmata*, plants of tropical America.

Cas'selberry posi'tion [William Evans Casselberry, American laryngologist, *1858.] A prone position assumed when drinking, after intubation, in order to prevent the entrance of fluid into the tube.

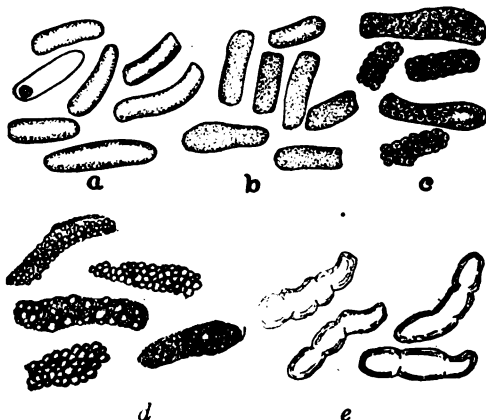
Cas'ser's fontanelle' [Giulio Casserio, Italian anatomist, 1545-1616.] Mastoid fontanelle. **C.'s gan'gion**, Gasserian* ganglion. **C.'s perforated mus'cle**, the coracobrachialis through which the musculo-cutaneous nerve frequently passes. **C.'s perforating nerve**, the musculocutaneous nerve of the arm which often passes through the coracobrachialis muscle.

Casse'rian. Relating to or described by Casser or Casserio. **C. gan'gion**, Gasserian* ganglion.

Cassia (kash'yah) A genus of herbs and trees of the family *Leguminosae*. **C. acutifolia**, the source of Alexandrine senna. **C. angustifolia**, the source of Indian senna. **c. bark**, cinnamon. **c. buds**, the immature fruits of various species of cinnamon. **C. caryophyllata**, clove-bark, a cinnamon-like bark. **c. fistula** (U.S.), **cas'siae pul'pa** (Br.), purging cassia, the dried ripe fruit of *Cassia fistula*, pudding-stick; laxative in doses of ʒi-2 (4.0-8.0). **C. marilan'dica**, the source of American senna, a drug of the same properties as the official senna, but much weaker. **C. occidenta'lis** furnishes ovate seeds used as a substitute for coffee, called Magdad or Negro coffee.

cast. 1. An object formed by the solidification of a liquid poured into a mould. 2. A mould of a tubular structure, such as a bronchial tube or a renal tubule, formed by a plastic exudate. **blood c.**, a renal c. formed chiefly of a blood-clot. **coma c.**, Kùlz's cylinder, a renal cast of strongly refracting granules said to be indicative of imminent coma in diabetes. **decid'ual c.**, a mould of the interior of the uterus formed of the exfoliated mucous membrane in cases of extrauterine gestation. **epithe'lial c.**, a renal c. consisting largely of cylindrical epithelium. **false c.**, cylindroid, mucous cast. **fatty c.**, a renal cast consisting largely of fat globules. **gran'ular c.**, a renal c. of granular texture, usually an altered hyaline c. **hyaline c.**, a renal c. composed of albuminoid material. **muc'ous c.**, false or spurious c., a thick cylindrical shred of mucus in the urine. **renal c.**, cylinder, a mould of a renal tubule consisting of clotted blood, albuminoid matter, epithelium, etc. **spu'rious c.**, mucous

c., cylindroid. tube c., renal c. wax'y c., a cylinder of colloid material, found in the urine, due to colloid degeneration of the tubular epithelium.



RENAL CASTS: a, hyaline; b, granular; c, epithelial; d, fatty; e, waxy.

Casta'lian Min'er-al Springs, Cal. Alkaline-saline-sulphurous-carbonated waters. Thirteen springs, most of them cold. Cutaneous diseases.

Casta'lian Springs, Miss. Sulphureted-chalybeate, 56° F., and saline-calcic. About fifty springs and wells. Used by drinking and bathing in hepatic, gastric, intestinal, and cutaneous affections, and malarial cachexia.

casta'nea. The dried leaves, collected late in the season, of *Castanea dentata*, the American chestnut, employed in the treatment of whooping-cough in the form of a tea or infusion (an ounce to a pint), or of a fluidextract. **c. equi'na** [L. *equinus*, relating to a horse], horse-chestnut, hippocastanum.

cas'tor. Castoreum.

cas'tor-oil. Oleum* ricini.

casto'reum. Castor, the dried preputial follicles and their secretion from the beaver, *Castor fiber* or *C. americanus*; nerve stimulant in doses of gr. 10-60 (0.6-4.0).

casto'ria. A proprietary remedy employed as a laxative for children.

cas'torin. A neutral principle, occurring in prismatic crystals, obtained from castoreum; it has the odor of castor, but little taste, and constitutes from 2 to 4½ per cent. of the crude drug.

cas'trate [L. *castrare*, to prune.] 1. To remove the testicles or the ovaries. 2. One from whom the testicles or ovaries have been removed.

cas'trated. Emasculated, deprived of the testicles or of the ovaries.

castra'tion. Removal of the testicles or ovaries. **parasit'ic c.**, an arrest of sexual development caused by intense parasitic infestation in the young.

casual (kazh'u-al) [L. *casualis*, accidental, by chance.] 1. Incidental, occurring by chance. 2. Relating to or caused by an accident.

casualty (kazh'u-al-ti). An accident causing injury or death.

cata- [G. *kata*, down.] A prefix denoting down or in a downward direction, or destructive.

cataba'sial. Noting a skull in which the basion is lower than the opisthion.

catabiotic (kat''ah-bi-ot'ik) [G. *kata*, down, +

biōtikos, relating to life, vital.] 1. Used up in the carrying on of the vital processes other than growth, or in the performance of function, referring to the energy derived from food. 2. Functional, noting an activity of the cell; opposed to bioplastic or vegetative.

catabol'ic. Relating to catabolism.

catab'olin. Any product of catabolism.

catab'olism [G. *katabōlō*, a casting down.] Destructive or retrograde metabolism; the breaking down of complex bodies of living matter into waste products of simpler chemical composition.

catabolite (kat-ab'o-lit). Catabolin.

catacrot'ic [G. *kata*, down, + *krotos*, beat.] Noting a pulse-tracing in which the down stroke is interrupted by one or more upward notches.

catac'rotism. A condition of the pulse in which there are one or more secondary expansions of the artery following the main beat.

catacrotic (kat-ah-di-krot'ik) [G. *kata*, down, -di-, two, + *krotos*, beat.] Noting a pulse-tracing in which there are two minor elevations or notches interrupting the descending line.

catac'rotism. A condition of the pulse marked by two minor expansions of the artery following the main beat.

catacidymus (kat-ah-did'i-mus). A twin monster joined above but double below.

catacl'op'tric. Relating to both refraction and reflection of light rays.

catagenesis (kat-ah-jen'e-sis) [G. *kata*, down, + *genesis*, production.] Involution.

catalase (kat'ā-lāz [catalysis + -ase.] A supposed enzyme in plant and animal tissues capable of effecting the decomposition of hydrogen peroxide.

cat'alepsy [G. *kata*, down, + *lēpsis*, a seizure] A morbid state, allied to autohypnosis or hysteria, in which there is a waxy rigidity of the limbs that may be placed in various positions which they will maintain for a time. The subject is insensible and irresponsive to stimuli; the pulse and respiration are slow, and the skin is pale.

catalept'ic. Relating to, or suffering from, catalepsy.

catalep'toid [G. *eidos*, resemblance.] Simulating or resembling catalepsy.

catal'pa. The bark or fruit of *Catalpa bignonioides* or *C. speciosa*, cigar-tree, bean-tree, a large tree of the eastern United States; it is employed in eclectic medicine in the treatment of asthma and chronic bronchitis, in doses of 1 to 5 drops of the specific preparation.

catalysin (kat-al'i-sin). Trade name of a lecithin preparation recommended for internal use to strengthen the natural resistance in infectious diseases.

catalysis (kā-tal'i-sis) [G., dissolution.] Chemical decomposition induced by the presence of a body which either takes no part in the reaction or is restored to its original state at the end of the process.

cat'alyt. An agent which induces catalysis, a catalyzer.

catalyt'ic. Relating to catalysis.

cat'alyzer. Catalyst.

catame'nia [G. *kata*, according to, + *mēn*, month] Menses.

catame'nial. Relating to the catamenia or menses.

catapasm (kat'ah-pasm) [G. *katapasma*, a powder; *katapassō*, I sprinkle over.] A dusting powder applied to raw surfaces or ulcers.

cataphasia (kat-ā-fa'zhah) [G. *kata*, down, + *phasis*, a declaration.] A disorder of speech in which there is an involuntary repetition several times of the same word.

cataph'ora [G. a falling down.] Semicoma, or amnolence interrupted by intervals of partial consciousness; coma somnolentium.

cataphoresis (kat''ah-fo-re'sis) [G. *kata*, down into, + *phorēsis*, a being carried.] Electric osmosis or transfer of fluids through a membrane from anode to cathode; the forcing of medicinal substances into the deeper tissues by this means.

cataphoret'ic. Relating to cataphoresis.

catapho'ria [G. *kata*, down, + *phorēō*, I carry.] Tendency of the visual axes of both eyes to assume too low a plane.

cataphor'ic. Relating to cataphoresis, cataphora, or cataphoria.

cataphyll, cataphyll'um [G. *kata*, down, + *phyllon*, leaf.] A scale leaf or cotyledon.

cataplasia, cataplasis (kat-ah-pla'z-ah, kat-ap'la-sis) [G. *kata*, down, + *plasis*, a moulding.] Reversionary metamorphosis; a degenerative change in cells or tissues which is the reverse of the constructive or developmental change; a return to an earlier or embryonic stage.

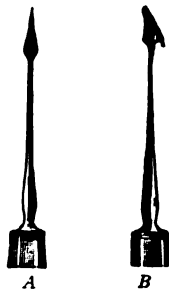
cat'plasm [G. *kataplasma*, poultice, from *kata-plasō*, I spread over.] A poultice, a soft magma or mush prepared by wetting various powders or other absorbent substances with oily or watery fluids, sometimes medicated, and usually applied hot to the surface; it exerts an emollient, relaxing, or stimulant, counterirritant effect upon the skin and underlying tissues.

cataplasma (kat-ah-pla'z-mah). Cataplasma, poultice. **c. alu'minis**, alum poultice, made by adding 2 drams of powdered alum to the whites of two eggs and coagulating; cooling and astringent. **c. carbo'nis**, charcoal poultice, made by macerating 2 ounces of bread crumbs, 1½ ounces of linseed meal, and ½ ounce of charcoal in 10 ounces of water and spreading ½ ounce charcoal over the surface before application; deodorant and emollient. **c. caro'tis**, **c. dau'ci**, carrot poultice, made with 4 ounces scraped carrot and 1 ounce of cornmeal. **c. ferment'i**, yeast poultice, made with 6 ounces each of beer yeast and water and 14 ounces wheaten flour, or 2 ounces yeast, ½ part milk, and powdered slippery elm bark; stimulant and deodorant. **c. kaoli'ni** (U.S.), clay poultice, made of kaolin 577.0, boric acid 45.0, thymol 0.5, methyl salicylate 2.0, oil of peppermint 0.5, glycerin 375.0, applied in sudamatory conditions. **c. li'ni**, flaxseed or linseed poultice, made with 4 ounces linseed meal in 10 ounces boiling water. **c. lobe'lie**, lobelia poultice, equal parts of powdered lobelia and slippery elm bark made into a poultice with warm weak lye, employed to relax spasm. **c. sin'apis**, mustard poultice, mustard plaster made by forming a paste of ground mustard, mixed with more or less flour or corn meal according to the strength desired. **c. so'das chlorinat'e**, chlorine or chlorinated soda poultice, made by adding 2 ounces of solution of chlorinated soda to 4 ounces of linseed meal and 8 ounces of boiling water; stimulant and deodorant. **c. stramo'ni**, stramonium poultice, made by bruising fresh stramonium leaves and adding enough hot water to make a paste; employed in neuralgia and neuralgia. **c. syru'pi fus'ci**, molasses poultice, made by mixing flour and molasses to make a soft paste, used as an application to burns and scalds.

cat'ract [G. *katarrhaktes*, a trap-door.] A loss of transparency of the crystalline lens of the eye, or of its capsule. **after c.**, secondary **c. arborescent c.**, one in which the opacity has an appearance

of branching lines. **ar'idossil'iquate c.**, **ar'idossilic'ulose c.**, **ar'idossil'iquose c.**, siliculous **c. axial c.**, nuclear **c.** **black c.**, one in which the lens is hardened and of a dark brown color. **blood c.**, the presence of a blood-clot anterior to the lens, blocking the pupil. **cap'sular c.**, one in which the opacity affects the capsule only. **cap'sulo-lentic'ular c.**, one in which both the lens and its capsule are involved; membranous **c. ca'seous c.**, an overripe **c.** which has undergone cheesy degeneration. **cent'ral c.**, nuclear **c. complete' c.**, one involving the entire lens. **com'plicated c.**, secondary **c.**(1). **cor'tical c.**, one in which the opacity affects the cortex of the lens. **dry-shell c.**, siliculous **c. fib'roid c.**, a sclerotic hardening of the capsule of the lens. **flu'id c.**, an overripe **c.** which has become liquefied. **fu'siform c.**, spindle **c. glass'worker's c.**, one occurring in glassmakers and supposed to be due to the glare from the molten glass. **green c.**, glaucoma. **hard c.**, phacosclerosis. **hyper'mature' c.**, overripe **c.**, one in which the sclerotic changes have progressed until the whole mass is shrunken, dry, and very hard (*phacosclerosis*), or in which the cortex has softened. **in'fantile c.**, juvenile **c.** affecting a very young child. **ju'venile c.**, a soft **c.** occurring in a child or young adult, especially one suffering from rickets. **lac'teal c.**, a fluid **c.** in which the liquid lens is opalescent or milky. **lamell'ar c.**, one in which the opacity is limited to certain of the layers of the lens external to the nucleus. **lentic'ular c.**, one in which the opacity is confined to the substance of the lens, phacosclerotic. **mature' c.**, one in which the entire lens is hard and opaque so that it can be shelled out easily from the capsule. **mem'branous c.**, a secondary **c.** composed of the remains of the thickened capsule with more or less degenerated lens substance. **milk'y c.**, lacteal **c. Morgagn'ian c.**, a hypermature **c.** in which the cortex becomes soft and of a milky opacity while the hard dark nucleus sinks. **nu'clear c.**, one involving the nucleus only. **overripe' c.**, hypermature **c. perinu'clear c.**, one in which the nucleus is clear but is surrounded by a ring or sphere of opacity. **po'lar c.**, a capsular **c.** limited to a certain area over the anterior or posterior pole of the lens. **pri'mary c.**, one occurring independently of any other disease of the eye. **progress'ive c.**, one in which the hardening process advances and finally involves the entire lens. **punc'tate c.**, an incomplete **c.** in which there are opaque dots scattered through the lens. **pyram'idal c.**, a cone-shaped polar **c. ripe c.**, mature **c. sanguin'eous c.**, blood **c. sec'ondary c.**, (1) complicated **c.**, one which accompanies or follows some other eye disease such as glaucoma; (2) after-**c.**, one which occurs in the remains of the lens or capsule after a cataract operation. **sedimen'tary c.**, Morgagnian **c. silic'ulose c.**, sil'iquose **c.**, calcareous degeneration of the capsule of the lens.

soft c., one which is of soft consistence throughout and white in color, phacomalacia. **spin'dle c.**, axial **c.**, fusiform **c.**, one in which the opacity is fusiform, extending from one pole to the other.



CATARACT NEEDLES:
A, straight; B, curved.

stationary c., one which does not progress beyond a certain stage, such as a polar c. **to'tal c.**, one involving the entire lens. **unripe' c.**, immature c. **zon'ular c.**, lamellar c.

cataract-needle (kat'ă-rakt ne'dl). A small lance-pointed instrument used in the operation of dissection of a cataract.

catarac'tous. Relating to a cataract.

cat'aract-spoon. A small spoon-shaped instrument for removing a cataractous lens.

cat'aria. Catnep, catnip, catmint, the dried flowering tops of *Nepeta cataria*; employed as a "tea" in domestic practice as an emmenagogue and antispasmodic, in doses of a tablespoonful of the infusion of a strength of an ounce to a pint.

catarrh (kă-tahr') [G. *katarrheō*, I flow down.] Simple inflammation of a mucous membrane; popularly, chronic rhinitis. **atroph'ic c.**, a chronic c., especially of the nose and rhinopharynx, resulting in more or less destruction of the mucous membrane. **autum'nal c.**, hay-fever. **bron'chial c.**, bronchitis. **epidem'ic c.**, influenza. **gas'tric c.**, gastritis. **hypertroph'ic c.**, a chronic c., especially of the nose and rhinopharynx, resulting in proliferation and sometimes polypoid thickening of the mucous membrane. **intes'tinal c.**, enteritis. **laryn'geal c.**, laryngitis. **light'ning c.**, influenza; any severe and rapidly developing coryza. **lithogen'ic intes'tinal c.**, mild inflammation of the intestinal mucous membrane accompanied by the presence of intestinal sand in the stools. **na'sal c.**, rhinitis. **pharyn'-geal c.**, pharyngitis. **postna'sal c.**, chronic rhinopharyngitis. **spring c.**, vernal conjunctivitis.* **suff'ocative c.**, asthma. **u'terine c.**, endometritis. **ver'nal c.**, vernal conjunctivitis. **ves'ical c.**, cystitis.

catarrhal (kă-tah'ral). Relating to or affected with catarrh.

catas'tal'tic [G. *katastellō*, I check.] 1. Inhibitory, restricting or restraining. 2. An inhibitory or checking agent, such as an astringent or antispasmodic.

catas'tasis. 1. A condition or state. 2. Restoration to a normal condition or a normal place.

cat'astate [G. *katastatos*, settled down.] Any stage in the process of catabolism or retrograde metamorphosis.

catas'tat'ic. Relating to a catastate.

catato'nia [G. *kata*, down, + *tonos*, tone.] 1. Stupor. 2. A form of dementia præcox in which the progressive dementia is interrupted from time to time by maniacal, melancholic, or stuporous intervals.

catato'niac, **cataton'ic**. Relating to, or characterized by, catatonia; stuporous. c. **demen'tia**, catatonia (2).

catat'ony. Catatonia.

catat'ricrotic (kat'ah-tri-krot'ik). Noting a pulse curve with three minor elevations interrupting the downward stroke.

catat'ricrotism (kat'ah-trik'rō-tizm). The condition in which the pulse curve is catat'ricrotic.

catatro'pia [G. *kata*, down, + *tropē*, a turn.] Cataphoria.

catechin (kat'e-kin). Catechinic or catechuic acid, $C_{12}H_{10}O_6 + 5H_2O$, an amorphous yellow powder from catechu; used as a stain.

catechol (kat'e-kol). Pyrocatechin.

catechu (kat'e-choo, kat'e-ku) [East Indian name.] (Br.) Gambir (U.S.), a dried extract of the leaves and young shoots of *Uncaria* (*Orouparia*) *gambier*, employed as an astringent in diarrhea

in doses of gr. 5-15 (0.3-1.0) c. **ni'gram** (B.A.), black catechu, cutch, an extract of the heart wood of *Acacia catechu*, employed as an astringent in diarrhea in doses of gr. 5-30 (0.3-2.0). c. **pal'idum**, the official catechu (Br.) + gambir (U.S.).

catelectro'tonus [cathode + *electrotonus*.] The change of electrical irritability and conductivity in a nerve or muscle in the neighborhood of the cathode.

catenating (kat'e-na'ting). Occurring in a chain or series.

cat'enoid [L. *catena*, chain, + *eidōs*, resemblance.] Like a chain, noting a colony of protozoa in which the individuals are joined end to end.

cat'gut. Sheep's intestine twisted into cords of varying thickness, used in medicine as an absorbable suture and ligature material. **ikat'-catgut**, c. sterilized in a solution of 1 part of iodine in 100 parts of a solution of potassium iodide.

cath'arsis [G. purification.] 1. Purgation, excessive action of the bowels. 2. Freud's method of treatment of a psychoneurosis, or freeing the mind of an affect-memory, by recalling to the patient's consciousness the original exciting cause and then working it off by letting him give expression, in speech or action, to the mental reaction thereby produced.

cathar'tic. 1. Purging, relating to catharsis. 2. An agent causing active movement of the bowels.

cathar'tin. Cathartic acid, an extractive from rhubarb and senna; a brownish powder, cathartic in doses of gr. 2-5 (0.13-0.3).

Cathelin's ves'ical divi'sor (kat-lan') [Fernand Cathelin, Parisian urologist, contemporary.] A rubber membrane attached to a very fine steel frame which, when introduced into the bladder, adapts itself to the inequalities of the inner surface dividing it into two compartments; used as a means of separating the portions of urine coming from the two ureters.

cath'eter [G. *kathētēr*.] 1. A hollow cylinder of silver, India rubber, or other material, designed to be passed through the urethra into the bladder to drain this viscus of urine in case of retention from any cause. 2. A similar instrument used for passage through other canals. c. **à demeure** (ă-dē-mēr') [Fr. *demeurer*, to dwell], one which is retained permanently or for a considerable period in the urethra. **el'bowed c.**, one with an angular bend near the beak, of use when there is obstruction by the prostate. **Eustach'ian c.**, one used for passage into the Eustachian tube. **fau'cial c.**, Eustachian c. **fe'male c.**, a short, nearly straight, metallic c. for passage into the female bladder. **prostac'tic c.**, **el'bowed c.** **ver'tebrate c.**, one made of several segments moving on each other like the links of a chain. **winged c.**, a soft rubber c. with little flaps at each side of the beak in order to retain it in the bladder.

cath'eter-fe'ver. A chill and fever following the passage of a catheter.

catheter-gauge (kath'e-tur-gā). A metal plate with holes of graduated diameter used to determine the size of a catheter.

cath'eterism, **catheteriza'tion**. The passage of a catheter.

catheterostat (kath'e-tur-o-stat) [catheter + *statos*, standing.] A stand for holding catheters.

cath'ion. Cation, *gilted by Google*

cath'odal. Relating to the cathode.

cathode (kath'ōd) [G. *kathodos*, a going down.] The

negative pole or electrode of a constant electric current.

cathodic. Relating to the cathode; electropositive. **cathodograph** (kă-tho'do-graf). An x-ray picture, skiagraph.

catholicon [G. *katholikos*, universal.] A panacea, a remedy good for all diseases.

cation (kat'i-on) [G. *kation*, going down.] Kation, an ion, the basic radical, carrying a charge of positive electricity; the element which, during electrolysis of a chemical compound, appears at the negative pole or cathode; the atoms of hydrogen and of all metals are cations; in the case of a salt the base is the cation, the acid the anion.

catkin [dim. of *cat*, from its fancied resemblance to the tail of a cat.] In botany, a deciduous, scaly spike of unisexual flowers, as in the willow.

catlin, cat'ling. A long, sharp-pointed, double-edged knife used in amputations.

cat'nap, cat'nip. Cataria.

Cato'sa Springs, Georgia. Alkaline-saline waters; "Chalybeate"; "Magnesia," "Alum," "Black Sulphur," "White Sulphur," in all fifty-two springs. Gastric, renal, and intestinal disorders, and general debility.

catop'ria [G. *katō*, downward, + *phoros*, a bearer.] A tendency of the visual axes to turn too far downward.

catop'tric [G. *katoptron*, mirror.] Relating to reflected light.

cat's hair. Euphorbia pilulifera.

Cattani's serum (kaht-tah'ne). A solution of sodium carbonate, 3, and sodium chloride, 4, in water, 100.

cauda (kaw'dah) [L.] A tail. Any tail, or tapering or elongated extremity of an organ or other part. **c. cerebell'i**, vermis. **c. epididym'idis**, the globus minor of the epididymis. * **c. equi'na** [L. horse's tail], the bundle of spinal nerve roots arising from the lumbar enlargement and **conus medullaris** and running down through the lower part of the canal below the first lumbar vertebra; it comprises the roots of all the spinal nerves below the first lumbar. **c. hel'icis**, a flattened process terminating the cartilage of the helix posteriorly and inferiorly. **c. stri'a'ti**, the posterior narrowing portion of the **nucleus caudatus**.

caudad (kaw'dad) In a posterior direction, or toward the tail.

caudal (kaw'dal) [L. *caudalis*.] Relating to any cauda, or anatomical structure resembling a tail.

caudate (kaw'dat). Tailed, possessing a tail.

caudo'tentac'ular, caudolentic'ular. Relating to the caudate and lenticular nuclei.

caudo'term. The nucleus caudatus.

caudex (kaw'deks) [L. trunk of a tree.] The main portion or trunk of an anatomical structure. **c. cerebri**, (1) the main central portion of the brain—oblongata, pons, midbrain, thalami, and caudata; (2) pedunculus cerebri. **c. dorsa'lis**, (1) medulla oblongata; (2) spinal cord.

caud'uct (kaw'di-dukt). To draw caudad, backward, or in the direction of the tail.

caudocephalad (kaw-do-sef'al-ad). In a direction from the tail toward the head.

caul (kaw'l) [Gaelic, *call*, a veil.] 1. The amnion forming the bag of waters, sometimes delivered unruptured with the child; a piece of amnion capping the child's head when born. 2. The great omentum. 3. Any serous membrane. **pseu'doperitone'al c.**, a pathological membranous formation about the colon.

caulicle (kaw'll-kl) [L. *cauliculus*, dim. of *caulis*, stalk.] In botany, a minute embryonal or rudimentary stem.

caul'iflower excres'cence. Condyloma acuminatum.

cauline (kaw'lin) [G. *kaulinos*; *kaulos*, a stalk.] In botany, relating to a stem. **c. bundle**, a vascular bundle confined to the stem.

caulophyllin (kaw-lof'il-in). A concentration preparation of *Caulophyllum thalictroides* employed in frequently repeated doses of $\frac{1}{2}$ gr. (0.01) for the same indications as the crude drug.

caulophyl'lum [G. *kaulos*, stem, + *phyllon*, leaf.] Squaw root, papoose-root, blue cohosh, the dried rhizome and roots of *Caulophyllum thalictroides*; employed chiefly in eclectic practice as an emmenagogue, oxytocic, and antispasmodic in doses of 1 to 3 drops of the specific preparation frequently repeated.

caumesthesia, caumesthesia (kaw-mes-the'zi-ah) [G. *kawma*, heat, + *aisthēsis*, sensation.] A sense of heat irrespective of the temperature of the air.

causal (kaw'zal). Relating to a cause. **c. treat'ment**, treatment directed especially to a removal of the cause of a disease.

causalgia (kaw-zal'ji-ah) [G. *kausis*, burning, + *algos*, pain.] A burning pain associated with glossy skin.

cause [L. *causa*.] That which produces an effect or condition; that by which a morbid change or disease is brought about. **constitu'tional c.**, a c. acting from within or through some systemic defect. **exci'ting c.**, the direct provoking c. of a disease. **predispo'sing c.**, anything which produces a susceptibility or predisposition to a disease without exciting the disease itself. **prox'imate c.**, the immediate actual c. **spec'ific c.**, one the action of which produces only the one definite disease; such is the pathogenic microbe of diphtheria, tuberculosis, or tetanus.

caus'tic [G. *kaustikos*; *kaō*, I burn.] 1. Corrosive; exerting an effect resembling a burn; escharotic. 2. An agent producing this effect. **lu'nar c.**, silver nitrate. **mit'igated c.**, argenti nitras mitigatus. **Vien'na c.**, a mixture of quicklime and caustic potassa.

causticum (kaw'sti-kum). A homeopathic remedy prepared by mixing recently slaked lime with potassium bisulphate and distilling; employed in various neuroses and paralyses, chorea, chronic rheumatism, and catarrhal troubles.

cauter (kaw'ter). A cautery iron.

cauterant (kaw'ter-ant). 1. Cauterizing 2. A cauterizing agent.

Cauterets, France (ko-tē-ra'). Sulphurous waters, 96° F. to 136° F. Numerous springs. Used by drinking and bathing in catarrhal conditions, diseases of the respiratory organs, cutaneous diseases, glandular affections, rheumatism, and neuralgia. May 15 to October 1.

cauteriza'tion. The act of cauterizing.

cauterize (kaw'ter-iz). To apply a cautery; to burn with the actual or potential cautery.

cautery (kaw'ter-i) [G. *kaustērion*, a branding iron.]



CATKINS.

1. An agent used for scarring or burning the skin or tissues by means of heat or of caustic chemicals.
 2. The destructive effect produced by a cauterizing agent. **ac'tual c.**, a c. consisting of actual fire or the heat produced by it. **butt'on c.**, an actual c. in which the heated part is a knob on the end of a non-conducting handle. **Corr'igan's c.**, button c. **elec'tric c.**, **galvan'ic c.**, galvanocautery. **Paquelin c.**, see *Paquelin*. **poten'tial c.**, a caustic, an agent such as potassium hydrate which forms an eschar without the agency of actual fire. **steam c.**, atmocautis. **vir'tual c.**, potential c.

ca'va. Vena* cava.

ca'val. Relating to a vena cava.

cav'alry-bone. Rider's bone.*

cav'ascope [L. *cavum*, hole. + G. *skopeō*, I view.]

An instrument for examining the interior of any cavity.

cav'ern [L. *caverna*, a grotto.] A cavity, especially a pathological excavation from loss of pulmonary tissue in tuberculosis

cavernitis (kav-ur-ni' (ne')tis). Inflammation of the corpus cavernosum penis.

caverno'ma, pl. *caverno'mata* [L. *caverna*, cavern, + G. *-ōma*.] Cavernous angioma. **c. lymphat'icum**, lymphangioma cavernosum.

cavernous (kav'ur-nus). Relating to a cavern or a cavity; containing many cavities. **c. angio'ma**, a vascular tumor consisting of many large spaces, filled with blood, and freely intercommunicating. **c. bod'y**, corpus cavernosum. **c. groove**, sulcus caroticus [BNA], see under *groove*. **c. rāle**, a hollow bubbling sound caused by air entering a cavity partly filled with fluid. **c. res'onance**, amphoric* resonance. **c. respira'tion**, a blowing sound heard in both inspiration and expiration (the latter being lower in pitch), on auscultation over a pulmonary cavity. **c. rhon'chus**, c. rāle. **c. sinus**, sinus cavernosus. **c. voice sound**, the hollow or metallic voice sound heard over a pulmonary cavity.

cav'itary. Relating to a cavity.

cav'itas. A cavity. **c. glenoida'lis** [BNA], glenoid cavity.*

cavita'tion. The formation of a cavity, as in the lung in tuberculosis.

cavitis (kav-i' (e')tis). Celophlebitis.

cav'ity [L. *cavitas*.] A hollow space. **abdom'inal c.**, the space bounded by the abdominal walls, the diaphragm, and the pelvis. **amniot'ic c.**, the space enclosed by the amnion, especially that between the amniotic sac and the embryo. **ank'yroid c.**, the cornu inferius of the lateral ventricle. **co'tyloid c.**, the acetabulum. **cra'nial c.**, the space contained within the skull. **dig'ital c.**, the cornu posterius of the lateral ventricle. **gle'noid c.**, the hollow in the head of the scapula which receives the head of the humerus to make the shoulder joint, omocotyle, acetabulum humeri. **he'mal c.**, celom. **na'sal c.**, the nasal fossa. **o'ral c.**, cavum oris. **pel'vic c.**, the space bounded by the bones of the pelvis; it contains the bladder and rectum and, in the female, the uterus. **peritone'al c.**, cavum peritonæi. **sig'moid c.**, one of three hollows: two of the ulna, incisura semilunaris, incisura radialis; and one of the radius, incisura ulnaris. **soma'tic c.**, celom. **splanchn'ic c.**, one of the three visceral cavities, cranial, thoracic, and abdominal including the pelvis. **thorac'ic c.**, the cavity of the chest. **vis'ceral c.**, splanchnic c.

ca'vum [L.] A hollow, hole, or cavity. **c. abdom'inal'e**, **c. abdom'inis**, the abdominal cavity.

c. articula're, a joint cavity. **c. con'cha**, cavity of the concha, the lower, larger, portion of the concha below the crus helicis; it forms the vestibule to the external auditory meatus. **c. Doug'lasi**, excavatio rectouterina [BNA]. **c. epidura'le**, epidural cavity, the space between the walls of the spinal canal and the dura mater of the cord. **c. o'ris**, cavity of the mouth, the space between the dental arches, limited posteriorly by the isthmus of the fauces. **c. pel'via**, the pelvic cavity. **c. peritonæ'i**, peritoneal cavity the interior of the sac formed by the parietal layer of peritoneum, containing most of the abdominal organs except the kidneys. **c. Ret'zii**, preperitoneal space, Retzius* space. **c. sep'ti pella'cidi** [BNA], cavity of the septum pellucidum, fifth ventricle, a closed cavity, containing a little fluid, between the two laminae forming the septum pellucidum; it does not communicate with the other cerebral cavities. **c. subarachnoida'le**, subarachnoid cavity or space, the interval between the arachnoidea and the pia mater; it varies in size, being practically nonexistent over the summits of the cerebral convolutions, but wider in the intervals, and is filled with a mesh of loose fibrous tissue and cerebrospinal fluid; it contains the larger branches of the blood-vessels of the brain. The spinal subarachnoid space is wide and is divided into three compartments by the subarachnoid septum and the ligamenta denticulata. **c. subdura'le**, subdural cavity or space, the very narrow interval between the dura mater and the arachnoidea; it contains only a small amount of fluid sufficient to moisten the opposing surfaces of the two membranes. **c. thora'cis**, thoracic cavity. **c. tym'pani**, cavity of the tympanum, tympanic cavity, middle ear; an air chamber in the temporal bone containing the ossicles; it is divided into the atrium or tympanum, the lower part of the cavity lying to the inner side of the membrani tympani, and the recessus epitympanicus or attic.

ca'vus [L. hollow.] Talipes cavus.

cayapo'nia. The root of *Cayaponia globosa* or *C. caboclea*, Brazilian plants, having purgative and emmenagogue properties.

cayapo'nine. An alkaloid from the root of *Cayaponia globosa*, a Brazilian plant; it is purgative in doses of gr. $\frac{1}{4}$ – $\frac{1}{2}$ (0.01–0.03).

Cayenne pepper (ka-en', ki-en'). Capsicum.

Cazenave's lu'pus (kaz-nav') [P. L. Alphée Cazenave, Parisian dermatologist, 1795–1877.] Lepus erythematosus. **C.'s vitill'go**, area* Celsi.

c.c. Abbreviation for cubic centimeter; the U.S.P. writes it Cc.

C.C.C. Abbreviation of cathodal closing, or closure contraction; also written CaCC.

CCl₄. Tetrachlormethane.

CCl₃CHO. Chloral.

CCl₃CH(OH)₂. Chloral hydrate.

CCl₃COOH. Trichloroacetic acid.

C₂Cl₃HO₂. Trichloroacetic acid. **CCl₃COOH**.

c.cm. Abbreviation for cubic centimeter; more commonly written c.c.

CCTe. Abbreviation for cathodal closing, or closure, tetanus.*

Cd. Symbol of the element cadmium.

Ce. Symbol of the element cerium.

ceanothin (se-an'o'-thin). An eclectic preparation from *Ceanothus americanus*; a brown powder having alterative properties; employed in syphilis, dysentery, and catarrhal pharyngitis in doses of gr. 1–2 (0.06–0.13).

ceanothus (se-ă-no'thus) [G. *keanôthos*, a kind of thistle.] New Jersey tea, the root or bark of the root of *Ceanothus americanus*, red root, a shrub of eastern North America; it is employed in eclectic practice in the treatment of diseases of the spleen and of catarrhal troubles associated with profuse mucous secretion; dose ʒj-2 (0.03-0.13) of the specific preparation.

ce'aria. An ointment vehicle composed of wax 1, paraffin 3, and liquid vaselin 4; is said to be miscible with water.

caes'mic (se-as'mik) [G. *keasô*, I split, cleave.] Noting a fissure or abnormal cleavage of parts.

ceboceph'alus [G. *kêbos*, monkey, + *kephalê*, head.] A monster with features like those of a monkey, slightly marked or absent nose and close-set eyes.

ce'cal, **ca'cal**. 1. Relating to the cecum. 2. Ending blindly or in a cul-de-sac.

cece'tomy, **caec'e'tomy** [L. *cacum* + G. *ektomê*, excision.] Excision of the cecum, typhlectomy.

cectis, **caectis** (se-si'(se'tis). Typhlitis.

ce'copy [L. *cacum* + G. *pêxis*, fixation.] Typhloperia.

cecoplica'tion. Operative reduction in size of a dilated cecum by the formation of folds or tucks in its wall.

cecopto'sis [L. *cacum* + G. *plôsis*, a falling.] Typhloptosis, downward displacement of the cecum.

cecos'tomy, **caecos'tomy** [L. *cacum* + G. *stoma*, mouth.] The operative formation of a cecal fistula.

ce'cum, **ca'cum** [L. *cacus*, blind.] 1. Typhlon, blind gut; the cul-de-sac, about 2½ inches in depth, lying below the ileocecal valve, forming the first part of the large intestine. 2. Any similar structure ending in a cul-de-sac. c. **cupula're**, cupular blind sac, lagena; the upper blind extremity of the ductus cochlearis. c. **vestibula're**, vestibular blind sac; the lower extremity of the ductus cochlearis, occupying the recessus cochlearis in the vestibule.

ce'dar [L. *cedrus*; G. *kedros*.] A general term applied to many coniferous trees of the genera *Cedrus*, *Juniperus*, *Thuja*, etc. c. oil, oleum **ce'rele**, cedar-wood oil, a volatile oil distilled from the wood of Spanish cedar or cigar-box cedar, *Cedrela odorata*; used as a perfume.

Cedar Springs, Ohio. Light alkaline-chalybeate waters. Numerous springs. Renal diseases, cystic catarrh, and dyspepsia.

Ce'rela. A genus of tropical trees, one species of which, *C. odorata*, is the Spanish cedar from which cigar boxes are made; cedar oil, or cedar-wood oil, is distilled from the wood of this species.

ce'dron. The wood of *Simaba cedron*, a tree of tropical America; used as a febrifuge in doses of gr. 10-30 (0.6-2.0).

ce'drine. Chelidonium.

celas'trus [G. *kêlastros*, privet.] The bark, especially the root bark, of *Celastrus scandens*, climbing bittersweet, fever-twig, a woody climber of the eastern United States; employed in the treatment of hepatic affections and as a diuretic in doses of ʒj-1 (2.0-4.0) of a fluidextract.

-cele [G. *kêlê*, tumor, hernia.] A suffix denoting a swelling or hernia of the part signified by the main word.

cel'e'tome [G. *kêlê*, tumor, + *ektomê*, excision.] An instrument, such as the harpoon, for obtaining a bit of tissue from the interior of a tumor for examination.

celen'teron. Cœlenteron, archenteron.

celeri'na. A proprietary remedy, recommended as a nerve-tonic.

cel'ery [G. *selinon*, parsley.] *Apium graveolens*; a plant cultivated for use as a salad, the blanched stems being so used; the seeds are employed in medicine under the term, *apium*, as a diuretic and antispasmodic.

cel'iac, **co'liac** [G. *koi'lia*, belly.] Relating to the abdominal cavity. c. **ar'tery**, c. **ar'is**, arteria cœliaca. c. **disease'**, a subacute diarrhea, marked by large, whitish, frothy stools, occurring chiefly in children under five years of age. c. **glands**, lymphoglandulæ cœliacæ [BNA], a group of preaortic lymph glands around the c. artery. c. **pas'sion**, diarrhea. c. **plex'us**, plexus cœliacus, solar plexus.

celiag'ra, **co'liag'ra** [G. *koi'lia*, belly, + *agra*, seizure.] A gouty affection of the stomach or other abdominal organs.

cellal'gia, **co'liial'gia** [G. *koi'lia*, belly, + *algos*, pain.] Colic, abdominal pain.

celiectasia, **cœlectasia** (se-li-ek-ta'st-ah) [G. *koi'lia*, belly, + *ekstasis*, extension.] Abdominal distention.

celiec'tomy, **cœlic'e'tomy** [G. *koi'lia*, belly, + *ektomê*, excision.] Excision of any abdominal organ, or part of one.

celiocentesis, **cœliocentesis** (se'lli-o-sen-te'sis) [G. *koi'lia*, belly, + *kentêsis*, puncture.] Puncture of the abdomen, paracentesis, celioparacentesis.

celiocolpotomy, **cœliocolpot'omy** [G. *koi'lia*, belly, + *kolpos*, sinus (vagina), + *tomê*, incision.] Celiolytrotomy.

celioelytrotomy, **cœlioelytrotomy** (se'lli-o-el-i-trot'o-mi) [G. *koi'lia*, belly, + *elytron*, sheath (vagina), + *tomê*, incision.] An operation involving an opening into the abdomen through the vagina, for the purpose of removing a tumor, the product of an ectopic pregnancy, etc.

celioenterotomy, **cœlioenterotomy** (se'lli-o-en-ter-ot'o-mi) [G. *koi'lia*, belly, + *enteron*, intestine, + *tomê*, incision.] Opening into the intestine through an incision in the abdominal wall.

celiogastros'tomy, **cœliogastros'tomy** [G. *koi'lia*, belly, + *gastêr*, stomach, + *stoma*, mouth.] Establishment of a gastric fistula through an incision in the abdominal wall.

celiogastrot'omy, **cœliogastrot'omy** [G. *koi'lia*, belly, + *gastêr*, stomach, + *tomê*, incision.] Abdominal section with incision of the stomach.

celiohysterec'tomy, **cœliohysterec'tomy** [G. *koi'lia*, belly, + *hystera*, womb, + *ektomê*, excision.] Abdominal hysterectomy; removal of the uterus through an abdominal incision.

celiohystero-oothecetomy, **cœliohystero-oothecetomy** (se'lli-o-his'ter-o-o-o-the-sek'to-mi) [G. *koi'lia*, belly, + *hystera*, uterus, + *ôon*, ovum, + *thêkê*, case, box, + *ektomê*, excision.] Removal of uterus and ovaries through an abdominal incision.

celiohysterosalpingo-oothecet'omy, **cœliohysterosalpingo-oothecetomy** (se'lli-o-his'ter-o-sal'pingo-o-o-the-sek'to-mi) [G. *koi'lia*, belly, + *hystera*, uterus + *salpinx* (salping-), trumpet, + *ôon*, ovum, + *thêkê*, case, box, + *ektomê*, excision.] Removal of the uterus and adnexa through an abdominal incision.

celiohysterot'omy, **cœliohysterot'omy** [G. *koi'lia*, belly, + *hystera*, womb, + *tomê*, incision.] Abdominal hysterotomy; incision of the uterus through the abdominal wall, as in cesarean section.

celiomyal'gia, **cœliomyal'gia** [G. *koi'lia*, belly, +

mys(myo-), muscle, + *algos*, pain.] Rheumatic pain in the abdominal muscles.

celiomyomec'tomy, celiomyomec'tomy [G. *koilia*, belly, + *myoma* + *ektomē*, excision.] Removal of a myoma of the uterus through an abdominal incision.

celiomyomotomy, celiomyomotomy (se''ll-o-mi''o-mot'o-mī) [G. *koilia*, belly, + *myoma* + *tomē*, incision.] Celiomyomectomy.

celiomyositis, celiomyositis (se''ll-o-mi-o-si'(se')tis) [G. *koilia*, belly, + *mys(myo-)*, muscle, + *-itis*.] Inflammation of the abdominal muscles.

celioparacente'sis, celioparacente'sis [G. *koilia*, belly, + *parakenteō*, I puncture at the side.] Paracentesis, or puncture, of the abdomen; celiocentesis.

celiopyo'sis, celiopyo'sis (se''ll-o-pi-o'sis) [G. *koilia*, belly, + *pyōsis*, suppuration.] Pyoperitoneum, purulent peritonitis.

celior'haphy, celior'haphy [G. *koilia*, belly, + *rhaphe*, seam.] Suture of a wound in the abdominal wall.

celiosalpingectomy, celiosalpingectomy (se''ll-o-sal-pin-jek'to-mī) [G. *koilia*, belly, + *salpinx*, trumpet, + *ektomē*, excision.] Removal of one or both Fallopian tubes through an abdominal incision.

celiosalpingo-oothectomy, celiosalpingo-oothectomy (se''ll-o-sal'pin-go-o-o-the-sek'to-mī) [G. *koilia*, belly, + *salpinx(salping-)*, trumpet, + *oon*, ovum, + *thēkē*, case, box, + *ektomē*, excision.] Removal of the Fallopian tube and ovary through an abdominal incision.

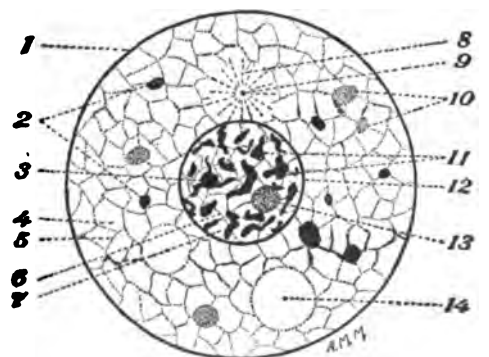
celiosalpingotomy, celiosalpingotomy se''ll-o-sal-ping-got'o-mī) [G. *koilia*, belly, + *salpinx (salping-)*, trumpet, + *tomē*, incision.] Incision into the Fallopian tube, for tubal pregnancy, salpingitis, etc., through an opening in the abdominal wall.

celios'copy, celios'copy [G. *koilia*, the belly, a chamber, + *skopeō*, I view.] Examination of the abdominal cavity; see *celoscopy*.

celiot'omize, celiot'omize. To subject to the operation of celiotomy.

celiot'omy, celiot'omy [G. *koilia*, belly, + *tomē*, incision.] Abdominal section, laparotomy.

celitis, celitis (se-li'(le')tis) [G. *koilia*, belly, + *-itis*.] Inflammation of the abdomen, peritonitis.



SCHEMATIC DIAGRAM OF A CELL: 1, Cell membrane; 2, metoplasm granules; 3, caryosome; 4, hyaloplasm; 5, spongoplasm; 6, linin network; 7, nucleoplasm; 8, attraction sphere; 9, centrosome; 10, plastids; 11, chromatin network; 12, nuclear membrane; 13, nucleolus; 14, vacuole.

cell [L. *cella*, a small chamber.] 1. A minute structure, the living, active basis of all plant and animal organization composed of a mass of

protoplasm, enclosed in a delicate membrane and containing a differentiated part, the nucleus. Cells are of the most varied form and structure according to the function which they have to perform; some are simple in structure and lead an independent or quasi-independent existence, being capable of reproduction and adaptation to environment; others are highly differentiated, fixed in form and location, and incapable of reproduction, self-nutrition, or locomotion. 2. A small closed or partly closed cavity such as the air cells, or alveoli, of the lungs, the spaces in cancellous bone-tissue, etc. 3. An element or unit of a galvanic battery, or the chamber containing the metals and acid media by the chemical action of which the electricity is produced. (For the cells not here defined see the qualifying word.)

acid c., one of the gastric cells supposed to secrete the acid of the gastric juice.

acoustic c., a hair-cell of the organ of Corti.

adglomer'phous c., one of numerous small, pale, closely aggregated cells in the gastric glands, both of the cardia and of the pylorus; principal cell.

ad'ipose c., fat c.

adventi'tial c., perithelial c.

air c., one of the pulmonary alveoli, alveoli pulmonum [BNA].

albu'minous c., cellula aquifera.

am'acrine c., see *amacrine*.

ame'boid c., a c. such as a leucocyte, having amoeboid movements, with a power of locomotion; wandering c.

apo'lar c., a neuron without processes.

apoplec'tic c., a cavity in the brain substance, resulting from the absorption of the blood effused during an apoplectic attack.

basal c., bas'lar c., one of the cells forming the deepest layer of the epithelium.

basket c., a neuron the fibrils of whose axis-cylinder form a network surrounding the body of another cell.

beaker c., goblet c.

bipolar c., a neuron having two processes.

blood c., one of the formed elements of the blood, a leucocyte or erythrocyte.

bone c., one of the nucleated cells in the lacunae of bone tissue.

border c., delomorphous c.

bristle c., one of the hair cells of the organ of Corti

bronchic c., pulmonary air cell.

brood c., mother c.

calci'gerous c., a c. of the dentine, containing calcareous salts.

calic'iform c., goblet c.

carrier c., scavenger c., phagocyte.

car'tilage c., see *cartilage*.

central c., adelmorphous c.

column c., colum'nar c., one of the neurons in the posterior columns of the spinal cord, the axis cylinders of which pass to the anterior and lateral fasciculi proprii, or ground bundles, and to the posterior funiculus, or white column.

connec'tive-tis'sue c., any of the cells of varied form occurring in connective tissue.

daughter c., one of the cells resulting from the division of a parent c.

decid'ual c., one of the large granular cells arising from the mucous membrane of the uterus after impregnation of the ovum.

delomor'phous c., one of the large, isolated, readily stainable cells in many of the gastric glands, especially at the cardia; lab-cell, border cell.

dem'illune c., Gianuzzi's* cell.

denti'al c., calcigerous c.

dome c., one of cells composing the epitrichium in the embryo.

elemen'tary c., embryo'ic c., (1) one of the primitive cells in the embryo from which all the cells of the body are developed; (2) an undifferentiated cell in the adult having the characteristics of a cell of the embryo.

endo'genous c., a cell formed within a cell and retained within the common enveloping membrane.

endothelial c., a flat cell forming the lining membrane of the blood-vessels and serous membranes.

ependymal c., a cell lining the central canal of the spinal cord (those of pyramidal shape) or one of the cerebral ventricles (those of cuboidal shape).

epidermic c., one of the cells of the epidermis.

epithelial c., one of the cells forming the epithelial surface of the skin and mucous membrane.

ethmoid c., *cellula ethmoidalis*.

fat c., a connective-tissue c. distended with fat globules, the cytoplasm being compressed into a thin envelope, with the nucleus at one point in the periphery.

fiber c., an elongated cell forming a connective-tissue or muscular fiber.

floor c., one of the auditory cells in the floor of the arch of Corti.

galvanic c., see under *galvanic*.

ganglion c., nerve c.

gas-chain c., a device employed in physical chemistry to determine the dissociation of substances in solution by means of their electrical conductivity.

germ c., the primitive ovum.

germinal c., cytoblast.

giant c., a cell of large size, often with many nuclei.

goblet c., an epithelial cell which has been distended with mucus, and when this is discharged as mucus a crateriform or goblet-shaped shell remains.

gravity c., a galvanic c. in which the two fluids are not separated by a solid partition but are kept from mixing by difference in specific gravity.

hair c., a columnar cell having a row of fine stiff hair-like projections on the free surface, found in the maculae acusticae and in the organ of Corti.

hecatomer'ic c., see *hecatomer'ic*.

hackle c., prickle c.

heteromer'ic c., see *heteromer'ic*.

indifferent c., an undifferentiated, non-specialized, embryonic cell.

lymphoid c., a cell resembling a leucocyte with large nucleus, present in the lymph-glands.

mast c., see *mast'-cell*.

mastoid c., *cellula mastoidea*.

many c., one of the two types of neuroglia cells, consisting of a rather large body with numerous short branching processes.

mother c., a cell which, by division, gives rise to two or more daughter cells.

motor c., the neuron of a motor nerve-fibril.

mucous c., a cell secreting mucus, goblet c.

muscular c., one of the elongated fiber cells of muscular tissue.

nerve-c., ganglion c., the cell body of the neuron; a nerve-c. of the *first type*, or Deiter's c., has one neuraxon continuous with the axis-cylinder of a nerve-fiber; a nerve-c. of the *second type*, or Golgi's c., has one neuraxon which does not form the axis-cylinder of a nerve-fiber, but divides into numerous branches forming a dendraxon; a nerve-c. of the *third type*, or Cajal's c., has two or more neuraxons.

neuroglia c., one of two types of cells, spider cells and many cells (*q.v.*) occurring in the neuroglia.

neuromuscular c., a cell of a protozoan or lower metazoan organism which is both sensitive and contractile.

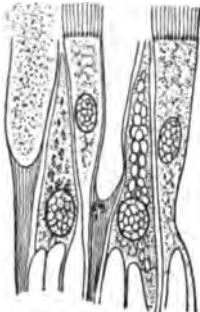
nut-shaped c., a short, bluntly spindle-shaped cell containing a long oval nucleus, the characteristic element of some forms of sarcoma.

osseous c., bone c.

parent c., mother c.

peristaltic c., Gianuzzi's* crescent.

perithelial c., adventitial c., a clasmatocyte* lying immediately external to the capillary wall.



CILIATED EPITHELIAL AND GOBLET CELLS. On the left is seen a goblet cell discharging its contents; in the center is an empty goblet cell.

pes'sary c., a red blood cell in which the hemoglobin has disappeared from the center, leaving only the periphery visible.

pigment c., a connective-tissue c. containing pigment granules.

plasma c., a large cell, resembling a lymphocyte, but of greater size, containing a large amount of basophile cytoplasm and a markedly excentric nucleus.


prickle c., one of the cells of the stratum germinativum (rete mucosum) of the skin, having numerous spines or radiating processes.

primordial c., embryonic c.

principal c., adelmorphous c.

prop c., Purkinje's* c.

pulpar c., the specific cell of the spleen substance; macrophag.



SPIDER CELLS.

pyramidal c., a nerve-cell of the cerebral cortex; it is of triangular outline with apex directed toward the center of the convolution and drawn out into a long apical dendritic process, and gives out also numerous lateral dendrites; a slender axon proceeds from the base and descends to the white portion of the gyrus which it enters as a nerve-fiber.

pyrrhol c., perithelial c.; see also under *pyrrhol*.

resting c., a quiescent c., one not undergoing mitosis.

scavenger c., a connective tissue or neuroglia cell which assists in absorbing and carrying off irritant products in inflammatory conditions.

serous c., *cellula aquifera*.

sleeping c., a cell which has become atrophied through disease, but which is capable of renewed growth and activity when properly stimulated.

sperm c., a primitive spermatozoon.

spider c., one of the two types of neuroglia cells, consisting of a small body with numerous long straight processes.

squamous c., a flat scale-like epithelial cell.

sustentacular c., one of the ordinary elongated cells, resting on the basement membrane, which surround and serve as a support to the shorter specialized cells in certain organs, such as the labyrinth.

tubal air c., *cellula pneumatica tubaria* [BNA].

tympanic c., *cellula tympanica*.

wandering c., ameboid c.

cell'a, gen. and pl. *cell'a* [L. a cell, storehouse, or compartment.] A cell. c. *media*, a body or central portion, pars centralis, of the lateral ventricle, of the brain, in the region of the parietal lobe, extending from the foramen of Monro to the splenium of the corpus callosum.

cellase (sel'az). A ferment, or diastase, acting specifically upon cellulose.

cellasin (sel'a-sin). Trade name of a ferment, said to be prepared from a culture of certain fungi, which splits sugars and is said to pass unchanged through the stomach and to act as an emulsifier of fats in the duodenum.

cell-bridges. Minute protoplasmic threads knitting together the constituent cells of multicellular organisms, serving presumably as nutrient chan-

nels and for the transmission of physiological impulses.

cell-color ratio (sel'kul-ur ra'shyo). A figure obtained by dividing the percentage of red blood cells (5,000,000 being the normal) by the percentage of hemoglobin.

cello'idin. Pyroxylin purified by solution in ether and alcohol, used for embedding histological specimens.

cell-organ. One of the differentiated parts of certain cells (situated usually in the outer zone or ectoplasm) which may perform functions of digestion, etc.; such cell-organs are the cytosome, cytophyge, plastids, or protoplasts, etc.

cell'ose. A product of the hydrolysis of cellulose.

cello'tropin. Monobenzoyl-arbutin, occurring as a white powder or in fine acicular crystals; employed in the treatment of tuberculosis and scrofulous affections in doses of gr. 5-8 (0.3-0.5).

cel'lula, gen. and pl. *cel'lula* [L. dim. of *cella*.] Cellule, a minute cell, a small compartment.

c. aquif'era, albuminous cell, serous cell, one of the cells of the salivary glands secreting an albuminous fluid. **c. co'lli**, haustrium. **c. eth-moid'e'lis**, ethmoidal cell; one of the air cells of the lateral masses of the ethmoid bone; they are arranged in three groups, anterior, middle, and posterior, and communicate with the nasal fosse, the cells of the first two with the middle meatus and those of the posterior group with the superior meatus. **c. mastoid'ea**, mastoid cell, one of numerous small intercommunicating cavities in the mastoid process of the temporal bone which empty into the mastoid or tympanic antrum. **c. mucip'ara**, mucous cell. **c. pneu-mat'ica tuba'ria** [BNA], tubal air cell, one of several occasional small cavities in the lower wall of the Eustachian tube, near the tympanic orifice, communicating with the cavity of the tympanum. **c. tympan'ica**, tympanic cell, one of numerous groove-like depressions in the walls of the tympanic cavity, communicating with the tubal pneumatic cells.

cel'lular [L. *cellula*, a small compartment, dim. of *cella*, storeroom.] 1. Relating to, derived from, or composed of cells. 2. Areolar, having numerous compartments or interstices. **c. tis'sue**, a loose connective tissue, containing many spaces or interstices, such as the subcutaneous connective tissue. **c. tu'mor**, a tumor composed of cells in a more or less homogeneous stroma having no definite histoid structure, such as sarcoma.

cell'ule. Cellula.

cellulicidal (sel''u-li-si'dal) [L. *cellula* + *cadere*, to kill.] Destructive to cells.

cellulif'ugal [L. *cellula* + *fugere*, to flee.] Moving from, or extending in a direction away from, a cell or cell-body, noting certain cells repelled by other cells, or processes extending from the body of a cell.

cell'ulin. Cellulose.

cellulip'etal [L. *cellula* + *petere*, to seek.] Moving toward, or extending in a direction toward, a cell or cell-body.

cellulitis (sel-u-li'(le'tis). Inflammation of cellular or connective tissue. **pel'vic c.**, parametritis, inflammation of the cellular tissue surrounding the uterus.

cell'ulocuta'neous. Relating to the skin and subcutaneous connective tissue.

cell'uloid. A mixture of camphor and gun-cotton, or pyroxylin, made to imitate ivory, tortoise-shell, etc.

cel'lulose. A carbohydrate having the same percentage composition as starch, forming the basis of vegetable fiber.

celol'ogy [G. *kēlē*, hernia, + *-logia*.] The branch of surgery which has to do with hernia.

cel'om. Coelom.

celonychia (se-lo-nik'i-ah) [G. *koilos*, hollowed, + *onyx(onych-)*, nail.] A deformity of the nail, marked by a concavity of the surface, spoon-nail.

celophlebitis, **celophlebitis** (se-lo-flē-bi'(be'tis) [G. *koilos*, hollow, + *phleps(phleb-)*, vein, + *-itis*.] Inflammation of a vena cava; cavitis.

celos'copy, **celos'copy** [G. *koilos*, hollow, + *skopē*, I view.] Examination of any cavity of the body.

celoso'mia [G. *kēlē*, hernia, + *sōma*, body.] Congenital protrusion of the abdominal or thoracic viscera, usually with defect of the sternum and ribs as well as of the abdominal walls.

celoso'mus. A monster with celosomia.

celot'omy [G. *kēlē*, hernia, + *tomē*, incision.] Division of the constricting ring for the relief of an irreducible or strangulated hernia, kelotomy.

celozo'ic, **celozo'ic** [G. *koilos*, hollow, + *zōē*, I live.] Inhabiting any of the cavities of the body (therefore extracellular); noting certain parasitic protozoa, chiefly gregarines.

Cel'sius scale [Anders Celsius, Swedish astronomer, 1701-1744.] Centigrade scale reversed; a thermometer scale in which 100 degrees indicates the freezing point (32° F.) and zero the point of boiling water (212° F.); each degree Celsius equals 1.8 degree Fahrenheit.

Cel'sus' or **Cel'sian a'rea** [Aulus (or Aurelius) Cornelius Celsus, a Roman writer of the first century, author of a treatise on medicine.] Alopecia areata. C.'s chan'cre, chancroid. C.'s ke'ron, inflamed and suppurating kerion. C.'s ope'ra'tion, (1) circular amputation by a single sweep of the knife; (2) lithotomy performed by cutting directly upon the stone pressed into the perineum by two fingers in the rectum. C.'s pap'u'les, lichen agrius. C.'s vitill'go, anesthetic leprosy.

cement (se-ment', sem'ent) [L. *caementum*.] 1. Cementum, substantia ossea. 2. Any ground substance holding together cells or other structures. 3. In operative dentistry, zinc oxychloride or other adhesive material used in filling a tooth-cavity.

muscle c., myoglia. **nerve c.**, neuroglia. **tooth c.**, substantia ossea.

cement'oblast [L. *caementum*, cement, + G. *blastos*, germ.] One of the cells from which the substantia ossea of the teeth is developed.

cemento'ma, **cemento'ma**. A tumor arising from the substantia ossea of the teeth or composed of similar substance.

cementoperiostitis, **cementoperiostitis** (se-men-to-per-i-os-ti'(te'tis). Riggs' disease.

cemento'sis. An enlargement or outgrowth from the root of a tooth.

cemen'tum, **camen'tum**. Cement; substantia ossea.

cenesthesia, **conesthesia** (se-nēs-the'zī-ah) [G. *koinos*, common, + *aisthēsis*, sensation.] The general sense of bodily existence; the subconscious sensation caused by the functioning of the internal organs.

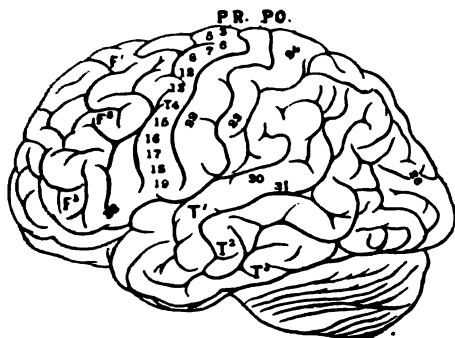
cenesthe'sic, **cenesthet'ic**. Relating to cenesthesia, to the subconscious perception of somatic existence.

ceno'bium, **cōno'bium** [G. *koinobion*, community life.] 1. In botany, a colony of independent organisms contained within a common investment. 2. In zoology, a cluster of many unicellular organisms on a single pedicel.

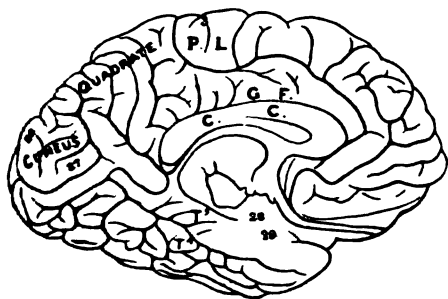
Cenomonadina [G. *kainos*, recent.] A family of *Monadina*, including ameboid organisms with small, frequently elongated, bodies provided with a flagellum at one end.

cenophobia [G. *kenos*, empty, + *phobos*, fear.]

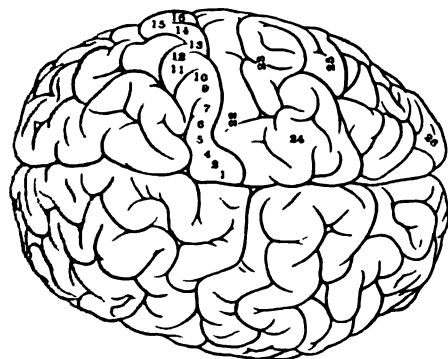
A morbid dread of being in an open space, agoraphobia



A



B



C

CORTICAL BRAIN CENTERS: A, Lateral surface, B, medial surface, C, upper surface, of the hemispheres. C. C., corpus callosum; F, F', F'', 1st, 2d, and 3d frontal convolutions; G. F., gyrus fornicatus; P. L., paracentral lobule; P. O., posterior central gyrus; P. R., pre-central or anterior central gyrus; T, first or superior temporal gyrus; T', second or middle temporal gyrus; T'', third or inferior temporal gyrus; T³, occipitotemporal, subcalcarine, or fusiform gyrus; T⁴, subcalcarine or lingual gyrus. **Centers:** 1, foot; 2, knee; 3, leg; 4, hip; 5, body; 6, shoulder; 7, elbow; 8, arm; 9, wrist; 10, fingers; 11, thumb; 12, neck; 13, eyelids; 14, nose; 15, lip; 16, jaw; 17, tongue; 18, throat; 19, larynx; 20, cutaneous sensation; 21, deep sensation; 22, stereognosis; 23, reading; 24, usual memories; 25, vision; 26, smell; 27, taste; 28, hearing; 29, word memories; 30, speech memory.

cenosite (se'no-sit) [G. *koinos*, common, + *sitos*, food.] A facultative commensal organism; one which can sustain itself apart from its usual host.

centaurea, centaur (sen-taw're-ah; sen'taw-ri) [G. *kentauros*, a centaur, the drug being said to have cured a wound in one of the centaurs.]

1. The blessed thistle, *Cnicus benedictus*.
2. The herb, *Erythraea centaurium*, employed like gentian as a bitter tonic.

center, centre [L. *centrum*; G. *kentron*.] 1. The middle point of a body; loosely, the interior of a body. 2. A group of nerve-cells governing any function or receiving or sending out any stimulus.

abdominal c., (1) a c. in the lower thoracic spinal cord for skin reflexes of the epigastric region; (2) solar plexus.

accelerating c., a c. in the medulla supposed to increase the rapidity of the heart's action.

acoustic c., auditory c.

anospinal c., a c. in the lumbar enlargement of the spinal cord, controlling defecation.

arm c., a c. in the cerebral cortex in the fissure of Rolando, controlling arm movements.

association c., one of several centers in the cerebral cortex and the cerebellum controlling associated movements.

auditory c., a higher auditory center situated in the posterior part of the first temporal convolution.

auditory c., the c. for hearing, situated in the gyri in the Sylvian fissure.

cardioacceleratory c., accelerating c.

cardioinhibitory c., a medullary c. excitation of which slows the action of the heart.

cerebrospinal c., cerebrospinal axis, the brain and spinal cord.

ciliospinal c., the center for dilatation of the pupil, in the lower cervical and upper thoracic portion of the spinal cord.

color c., a center assigned to the cortex of the occipital region where color perception resides.

convulsion c., a c. in the floor of the fourth ventricle, injury to which excites convulsions.

coordinating c., association c.

cortical c., any of the many centers in the cerebral cortex.

coughing c., a c. above the respiratory c. in the medulla, excitation of which produces coughing.

defecation c., anospinal c.

deglutition c., a c. in the floor of the fourth ventricle controlling the associated movements in swallowing.

diabetic c., a c. in the posterior part of the floor of the fourth ventricle puncture of which excites glycosuria.

division c., kinetonucleus.

ejaculation c., ejaculatory c., a center in the cord about opposite the fourth lumbar vertebra which controls erection and seminal emission; a portion of the genitospinal c.

epigastric c., abdominal c.

epiotic c., the center of ossification of the mastoid process.

erection c., ejaculation c.

facial c., a c. in the lower part of the ascending frontal convolution for movements of the face.

genital c., genitospinal c., a center in the lumbar cord which controls erection and ejaculation in the male and parturition in woman.

gustatory c., the taste c. located in the uncinate gyrus.

heat c., one of the centers regulating heat production, thought to be in the medulla and the nucleus caudatus.

high-level centers, the centers of reason, conscious action, thought, etc., located in the cerebral hemispheres.

idea c., naming c.

inhibitory c., moderator c., one which prevents excess in the performance of any function.

language c., any one of the centers concerned in language—hearing, speaking, reading, or writing—comprised within the area of the brain called the zone of language.

leg c., a c. in the ascending frontal gyrus, controlling movements of the legs.

low-level centers, centers of automatic action, regulating the action of heart, stomach, breathing, etc., situated in the spinal cord and sympathetic ganglia.

mastication c., a c. in the medulla presiding over the associated movements of mastication.

micturition c., vesicospinal c.

mid-level centers, coordinating centers regulating muscular action, storing up impressions as memory, etc., but incapable of originating conscious action, supposed to be located in the system of white fibers lying about the primary fissure of the brain.

motor cortical c., one of the centers for voluntary movement in the ascending frontal and parietal convolutions.

naming c., the center for the hearing of words.

nervous c., any one of the centers in the cerebro-spinal or ganglionic nervous system which originates or controls any vital function.

olfactory c., the c. for smell, supposed to be in the fascia dentata.

optic c., the point in the crystalline lens where the rays cross each other in proceeding from the cornea to the retina.

oval c., centrum ovale.

parturition c., genitospinal c.

peristaltic c., a c. in the medulla presiding over the peristaltic movements of the intestine.

polypneic c., panting c., one in the tuber cinereum, excitation of which causes panting.

pupillary c., cilio-spinal c.

reflex c., any center of reflex movement, transforming a sensory into a motor impulse.

respiratory c., the c. in the medulla, in the floor of the fourth ventricle, which controls the respiratory movements.

salivary c., salivation c., a c. in the floor of the fourth ventricle controlling the secretion of saliva.

sensory c., any c. for the perception of a sensation including any of the special sense centers.

smell c., olfactory c.

sneezing c., a part of the respiratory c. where the associated movements occurring in sneezing are controlled.

spasm c., convulsion c.

speech c., the center for the memories of articulate speech, situated in the posterior part of the third left frontal convolution.

sudorific c., a c. in the medulla, with subordinate centers in the spinal cord, controlling sweating.

suprasegmental c., one of the higher correlation centers of the prosencephalon.

swallowing c., deglutition c.

sweat c., sudorific c.

taste c., gustatory c.

thermogen'ic c., heat c.

thermo'inhib'itory c., a c. supposed to be in the tuber cinereum, which moderates heat production.

thermo'lyt'ic c., thermo'inhibitory c.

trophic c., one of many centers in the sympathetic and cerebrospinal systems which preside over the nutritive processes.

vasoconstrictor c., a c. stimulation of which causes contraction of the blood-vessels.

vasodila'tor c., a c. stimulation of which causes dilatation of the blood-vessels.

vasomotor c., one of the centers controlling the movements of contraction and dilatation of the blood-vessels.

ver'ical c., vesicospinal c., a c. in the lumbar region controlling micturition.

vis'ual c., one of the centers in the occipital lobe for the perception of sight; the primary, or visuosensory c. is situated on the mesial aspect and extremity of the occipital lobe; the higher, or psychovisual c. is situated on the external aspect in the cuneus and the lingual lobe.

vital c., respiratory c.

vom'iting c., a c. in the medulla, stimulation of which results in vomiting.

word c., one of the centers in the language zone; the c. for visual word memories is in the angular gyrus

extending backward into the occipital lobe; that for auditory word memories is in the posterior part of the first and the upper part of the second temporal convolution; that for memories of the movements in speaking is in the posterior part of the third frontal convolution.

centes'imal [L. *centesimus*, hundredth.] Relating to or divided into hundredths. c. scale, in homeopathy the system of potentization in which each succeeding trituration or dilution contains $\frac{1}{100}$ as much as the preceding one; i.e. one drop or one grain of any given potency is mixed with 99 drops or grains of the menstruum to make the next higher potency.

cente'sis [G. *kentēsis*, puncture.] Puncture of a cavity, usually for the purpose of letting out the contained gas or fluid.

centibar (sen'ti-bar). A unit of atmospheric pressure, the hundredth part of a bar.

centigrade scale [L. *centrum*, one hundred, + *gradus*, step, degree.] A thermometer scale, in which there are 100 degrees between the freezing point and boiling point of water.

cent'igram, cen'tigramme. The hundredth part of a gram, 0.0543 grain.

centiliter (sen'ti-le-tur). The hundredth part of a liter, ten cubic centimeters, 162.3 minims.

centimeter. The hundredth part of a meter, 0.3937 inch, or practically $\frac{1}{2}$ inch.

centinor'mal. One hundredth of the normal, noting the strength of a solution.

cen'trad. Toward the center.

cen'tral. Relating to or at the center.

centraphose (sen'trā-fōz) [G. *kentron*, center, + *aphos*, priv. + *phōs*, light.] A subjective sensation of a dark spot or patch, the cause being located in the optic brain centers.

cen'tre. Center.

cen'tric. Central.

centriciput (cen-tris't-put) [L. *centrum*, center. + *caput*, head.] The central portion of the upper surface of the skull, between the occiput and the sinciput.

centrifugal [L. *centrum*, center, + *fugere*, to flee] 1. In a direction away from any center, efferent.


2. A centrifuge.

centrifugaliza'tion. The sedimentation of solids, suspended in a fluid, by means of the centrifuge.

centrifugalize. To submit to rapid rotary action in a centrifuge.

centrifuge (sen'tri-fūj). 1. An apparatus by means of which solid particles in suspension in a fluid are separated; this is done by attaching the vessel containing the fluid to a long lever which is made to revolve rapidly, the centrifugal force throwing the particles to the peripheral part of the rotated vessel. 2. To centrifugalize.

centriole (sen'tri-ōl) [G. *kentron*, a point, center.] A



CENTRIFUGE FOR SEDIMENTING URINE.

single granule in the centrosome; attraction particle.

centrip'etal [L. *centrum*, center, + *petere*, to seek.] In a direction toward any center, afferent.

centrocinesia (sen'tro-sin-e'si-ah) [G. *kentron*, center, + *kinesis*, movement.] Movement excited by a stimulus of central origin.

centrocinet'ic. Excitomotor, relating to centrosinesia.

centrod'es'mus [G. *kentron*, center, + *desmos*, a band.] The substance connecting the two centrosomes in a nucleus during mitosis.

centrolecithal (sen-tro-les'ith-al) [G. *kentron*, center, + *lekithos*, yolk.] Noting an ovum in which the deutoplasm accumulates in the center.

centronu'cleus. Amphinucleus.

centrophose (sen'tro-fōz) [G. *kentron*, center, + *phōs*, light.] A subjective sensation of a light spot or patch, the cause being located in the optic brain center.

centroplasm [G. *kentron*, center, + *plasma*, thing formed.] Archoplasm; the substance of the attraction-sphere.

centroclero'sis. A process of ossification filling up the marrow cavity of a bone.

centro'some [G. *kentron*, center, + *sōma*, body.] A minute round body in the attraction-sphere which divides in the initial stages of mitosis; the dynamic center for the reproductive activity of the cell.

centrosphere (sen'tro-sfēr). The envelope surrounding two centrosomes.

cen'trum [L.] A center of any kind, especially an anatomical center. *c. commu'ne*, the common center, plexus* coeliacus. *c. medulla're*, medullary center, *c. semiovale* [BNA]. *c. ova'le*, *c. semiovale*. *c. semiova'le* [BNA], semioval center, medullary center, the great mass of white matter at the center of each cerebral hemisphere, as seen on horizontal section at the level of the callosum; this is called sometimes the *major* semioval center, the *minor* semioval center being the figure presented on section about two centimeters above this level. *c. tendin'eum*, central tendon of the diaphragm; a three-lobed fibrous sheet occupying the center of this structure.

cephaline (sef-a'e-lēn). An alkaloid, $C_{11}H_{23}NO_3$, derived from ipecac; it occurs in white silky needles; the hydrochloride is employed as an emetic in doses of gr. $\frac{1}{4}$ – $\frac{1}{2}$ (0.005–0.01).

Cepha'lis (sef-ah-el'is) [G. *kephalē*, head, + *eîdō*, I press.] A genus of tropical plants of the natural order *Rubiaceae*, one species of which, *c. specacuan'ha*, furnishes the drug ipecac.

ceph'alad [G. *kephalē*, head.] In a direction toward the head or the anterior pole.

ceph'alag'ra [G. *kephalē*, head, + *agra*, seizure.] Crazy pains in the head.

ceph'alalg'ia [G. *kephalē*, head, + *algos*, pain.] Headache. *c. pharyngotympan'ica*, headache dependent upon pharyngitis and catarrhal inflammation of the middle ear, Legal's disease.

ceph'alanthin. An amorphous bitter glucoside from *cephalanthus*.

cephalan'thus [G. *kephalē*, head, + *anthos*, flower.] The bark, especially the bark of the root, of *Cephalanthus occidentalis*, buttonwood, buttonbush, a North American tree; antipyretic and antiperiodic in doses of 3½–1 (2.0–4.0) of a fluidextract.

ceph'alos (sef-ah'e-ah). Cephalalgia. *c. agita'ta*, *c. atton'ita*, violent headache sometimes occurring in influenza and in the early stages of other infectious diseases.

cephalede'ma, **cephalode'ma**. Edema of the head. **cephale'mia**, **cephalē'mia**, **cephalhē'mia** [G. *kephalē*, head, + *haima*, blood.] Congestion of the brain.

cephalhematoc'ele, **cephalhēmatoc'ele** (sef-al-hem-at'o-sēl) [G. *kephalē*, head, + *haima*, blood, + *kēlē*, tumor.] 1. Cephalhematoma, especially one communicating with the cerebral sinuses. 2. Caput succedaneum.

cephalhematoma (sef'al-hem-ā-to'mah) [G. *kephalē*, head, + *haima*, blood, + *-ōma*.] 1. A blood-cyst of the scalp in a new-born infant, due to an effusion of blood beneath the pericranium; caput succedaneum. 2. Cephalhematoc'ele.

cephalhydrocele (sef-al-hi'dro-sēl) [G. *kephalē*, head, + *hydōr*, water, + *kēlē*, tumor.] An extra-cranial serous cyst.

ceph'al'ic [G. *kephalē*, head.] Relating to the head. **ceph'al'in**. An organic extract, resembling lecithin, derived from brain substance.

cephalitis (sef-al-i'e'tis). Inflammation of the brain, encephalitis.

ceph'alocathar'tic [G. *kephalē*, head, + *cathartikos*, cleansing.] 1. "Clearing the head," causing the expulsion of mucus from the nose and accessory sinuses. 2. An agent having this property.

cephalocaudal (sef-al-o-kaw'dal) [G. *kephalē*, head, + *L. cauda*, tail.] Cephalocercal.

cephaloc'ele (sef'al-o-sēl) [G. *kephalē*, head, + *kēlē*, hernia.] Hernia of the brain, encephaloc'ele.

cephalocente'sis [G. *kephalē*, head, + *kentēsis*, puncture.] Passage of a hollow needle or trocar and cannula into the brain to drain an abscess or the fluid of a hydrocephalus.

cephalocercal (sef'al-o-sur'kal) [G. *kephalē*, head, + *kērkos*, tail.] Relating to both head and tail, i.e. to the long axis of the body.

cephalochord (sef'al-o-kord). The cephalic portion of the chorda dorsalis in the embryo.

cephalodyn'ia [G. *kephalē*, head, + *odynē*, pain.] Cephalalgia, headache; specifically, rheumatism affecting the fibrous structures of the scalp muscle.

cephaloga'ster [G. *kephalē*, head, + *gastēr*, belly.] The portion of the enteron of the embryo nearest the anterior pole.

cephalohēmatoc'ele, **cephalohēmatoma**. Cephalhematoc'ele, cephalhematoma.

cephalohemom'eter, **cephalohēmom'eter** [G. *kephalē*, head, + *haima*, blood, + *metron*, measure.] An instrument for determining the degree of intracranial blood pressure.

cephalo'ma [G. *kephalē*, head, + *-ōma*.] Encephaloma, a soft carcinoma.

cephalom'elus [G. *kephalē*, head, + *melos*, a limb.] A monster with an excrescence resembling a leg or arm, growing from the head.

cephalome'nia [G. *kephalē*, head, + *mēn*, month.] Vicarious menstruation from the nose or other part of the head.

cephalomeningitis (sef-al-o-men-in-ji'(je')tis) Inflammation of the cerebral meninges, or membranes of the brain.

cephalom'eter [G. *kephalē*, head, + *metron*, measure.] Craniometer.

ceph'alont [G. *kephalē*, head, + *ōn(ont-)*, being.] A parasitic protozoon having an organ (*protopharynx*) for attachment to its host.

cephaloorbital (sef-al-o-or'bit-al). Relating to the head and the orbits; noting an index* so called.

cephalop'agus [G. *kephalē*, head, + *phāgyni*, I fasten together.] A twin monster joined at the head.

cephalop'athy [G. *kephalē*, head, + *pathos*, suffer-

ing.] Any disease affecting the head, especially the brain.

ceph^{al}opharynge^{us}. *Musculus constrictor pharyngis superior.*

cephaloplegia (sef'al-o-ple'ji-ah) [G. *kephalē*, head, + *plēgē*, stroke.] Paralysis of the muscles of the head.



CEPHALOPAGUS.

cephalorrhachidian (sef'al-o-rā-kid'i-an.) [G. *kephalē*, head, + *rhachis*, spine.] Relating to the head and the spine.

cephalothoracic (sef'al-o-tho-ras'ik). Relating to the head and the chest.

ceph^{al}othoracop^{agus} [G. *kephalē*, head, + *thorax*, chest, + *pēgnymi*, I fasten together.] A double monster attached by the head and thorax.

ceph^{al}otome [G. *kephalē*, head, + *tomē*, a cutting.] An instrument for cutting in two the fetal head to permit of its compression in cases of dystocia.

cephalotomy. The operation of cutting in two the head of the fetus to facilitate compression, when it is disproportionately large and prevents birth.



TARNIER'S CEPHALOTRIBE.

cephalotribe (sef'al-o-trib) [G. *kephalē*, head, + *tribē*, I bruise.] A forceps-like instrument, with strong blades and a screw handle, by means of which the fetal head can be crushed.

ceph^{al}otripsy. Crushing of the fetal head in cases of dystocia.

cephalotrype^{sis} [G. *kephalē*, head, + *trypsis*, a boring.] The operation of trephining.

cep^{tor} [L. *capere*, to take.] In Ehrlich's theory of immunity, a receptor which has been thrown off as a result of overproduction; intermediary body, immune body, haptin; it may be an amboceptor (cytolysin or bacteriolysin) or a uniceptor (the antitoxin molecule). **dis^{tance} c.,** a nerve mechanism of one of the organs of special sense whereby the being is brought into relation with his distant environment through unseen forces—**aerial** or **etheral vibrations.** **nerve c.,** a nervous mechanism adapted to the appreciation and transmission of stimuli from the periphery to the nerve centers; see **beneceptor** and **noiceptor.**

ce^{ra}. Wax. **c. al^{ba}** (U.S. and Br.), white wax, bleached wax; yellow wax bleached by being rolled very thin and exposed to the light and air. **c. fla^{va}** (U.S. and Br.), yellow wax, a yellowish solid brittle substance prepared from the honey-comb of the hive-bee.

ceramur^{ia} [G. *keramos*, potter's earth, + *ouron*, urine.] Phosphaturia.

ce^{ra}sin. An eclectic preparation from wild cherry bark; a brown powder, employed as a bitter tonic, sedative, and expectorant in coughs, colds, palpitation, and general debility, in doses of gr. 2-10 (0.13-0.6).

ce^{ra}sinose. A carbohydrate in the gummy exudation from the bark of the cherry tree.

ce^{ra}sus [L.] Cherry; see *prunus*.

cerate (se'rāt). *Ceratum.* **cam^{phor} c.,** *ceratum camphorae.* **com^{po}und cam^{phor} c.,** *camphor ice.* **ceratum camphorae compositum.** **Goulard's c.,** *c. plumbi subacetatis.* **sim^{ple} c.,** *ceratum.*

ce^{ra}tin. *Keratin.*

ceratitis (se-rā-ti'(te')tis). Keratitis, inflammation of the cornea.

ce^{ra}to-. For words beginning thus, not given here. see under *kerato-*.

ce^{ra}tocele (se-rā-to-sēl). [G. *keras*, horn, + *hēlē*, hernia.] 1. Hernia of Descemet's membrane through a defect in the outer layer of the cornea; **keratocele.** 2. A horny tumor.

ceratocente^{sis} [G. *keras*, horn (cornea), + *kentēsis*, puncture.] Puncture of the cornea, **keratonyxis.**

ceratoco^{nu}s. Conical cornea, a cone-shaped bulging of the cornea, **staphyloma corneae.**

ceratocri^{coid} [G. *keras*, horn, cornu, + *crivicoid*.] Relating to the inferior cornua of the thyroid cartilage and to the cricoid cartilage, or the cricothyroid articulation. **c. muscle,** *musculus ceratocricocoides.*

ce^{ra}toder^{mia}. *Keratoderma.*

ce^{ra}todermatitis (se-rā-to-der-mā-ti'(te')tis). *Keratodermatitis.*

ce^{ra}togenous (se-rā-toj'en-us). *Keratogenous,* causing a growth of horny cells or tissue.

ce^{ra}toglos^{us}. The fibers of the *musculus hyoglossus* arising from the greater cornu of the hyoid bone.

ce^{ra}tohyal (se-rā-to-hi'al) [G. *keras*, horn.] Relating to one of the cornua of the hyoid bone.

ce^{ra}tohy^{alin}. *Eleidin.*

ce^{ra}tomala^{cia}. *Xerotic keratitis, keratomalacia.**

ce^{ra}ton^{osus} [G. *keras*, horn, + *nosos*, disease.]

A disease of the cornea, **keratono^{sis}.**

ce^{ra}toplasty [G. *keras*, horn, + *plassō*, I form.] Plastic surgery to repair a defect of the cornea. **keratoplasty.**

ce^{ra}to^{sis}. *Keratosis,* any disease of the horny layer of the epidermis.

ce^{ra}to^{omy} [G. *keras*, horn, + *tomē*, a cutting.] Incision into the cornea, **keratotomy.**

ce^{ra}tum [L. *ceratus*, waxed.] *Cerate,* an unctuous solid preparation, harder than an ointment, containing sufficient wax to prevent it from melting when applied to the skin. The U.S.P. **ce^{ra}tum.** simple cerate, contains white wax 30, white petrolatum 20, benzoinated lard 50. **c. calami^{nae},** Turner's cerate, calamine and yellow wax, of each 15, olive oil 40, application for burns. **c. camphor^{ae}.** (U.S.), camphor cerate; contains camphor liniment 10, white wax 35, white petrolatum 15, benzoinated lard, 40. **c. camphor^{ae} compos^{itum}** (N.F.), compound camphor cerate, camphor ice; camphor 10.7, benzozac acid 1, phenol 0.2, oil of bitter almond 0.1, in a firm mixture of white wax, spermaceti, and castor oil to make 100; antiseptic and protective application for chapped lips, hands, etc. **c. canthar^{idis}** (U.S.), cantharides cerate, contains cantharides 32, yellow wax 18, rosin 18, lard 17, liquid petrolatum 15; used locally as an epispastic. **c. ceta^{cel},** spermaceti cerate, contains spermaceti 10, white wax 35, olive oil 55. **c. fla^{vu}m,** yellow cerate, a mixture of yellow wax 10, oil of sweet almond 35, water 25. **c. galeⁿⁱ,** cold cream, unguentum^{um} aque rose. **c. iodo^{for}mi,** iodoform cerate, equal parts of iodoform and hard paraffin. **c. petro^{lei},** soft white paraffin 2, hard paraffin 1. **c. plum^{bi} subceta^{ris},**

cerate of lead subacetate, Goulard's cerate, contains solution of lead subacetate 20, wool-fat 20, paraffin 20, white petrolatum 38, camphor 2. *c. resinate*, rosin cerate, basilicon ointment; contains rosin 35, yellow wax 15, lard 50. *c. resinæ compos'itum*, compound rosin cerate; contains rosin 22.5, yellow wax 22.5, prepared suet 30, turpentine 11.5, linseed oil 13.5.

cerberid. A glucoside from *Thevetia yccolli*.

cerca'ria [G. *kerkos*, tail.] The final larval stage of the trematode worms; it consists of a body and (usually) an elongated tail, resembling a tadpole; it is developed within the redia or sporocyst.

cercom'onad. A unicellular organism of the genus *Cercomonas*.

Cercom'onas [G. *kerkos*, tail, + *monas*, unit, monad.] A genus of flagellate infusoria, some species of which are parasitic in man, but whether pathogenic or not is undetermined. *C. intestinalis*, a species found in the intestinal discharges in certain cases of diarrhea.

cer'cus, gen. and pl. *cer'ci* [G. *kerkos*, tail.] A stiff hair-like structure.

cereal [L. *Ceres*, the goddess of agriculture.] Relating to any edible grain or the plant producing it.

cer'ain. A diastase obtained from bran.

cer'bellar. Relating to the cerebellum.

cer'bell'ic. Cerebellar.

cer'belli'f'ugal [L. *fugere*, to flee.] Extending from the cerebellum.

cer'belli'p'etal [L. *petere*, to seek.] Extending toward the cerebellum.

cer'bellitis (ser-e-bel-i'('e')tis) Inflammation of the cerebellum.

cer'bell'o-ol'ivary. Relating to the cerebellum and the oliva.

cer'belloru'bral. Relating to the cerebellum and the red nucleus. *c. system*, the linking of the dentate nucleus of the cerebellum with the red nucleus of the opposite side through the superior cerebellar peduncle; a motor system.

cer'belloru'brospinal (ser-e-bel-'o-ru-bro-spi'nal). Relating to the cerebellum, the red nucleus, and the spinal cord. *c. system*, the combined cerebellorubral and rubrospinal systems.

cer'bellosp'inal. Relating to the cerebellum and the spinal cord.

cer'ebellum (ser-e-bel'um) [L. dim. of *cerebrum*, brain] The posterior brain mass, lying behind the pons and medulla and beneath the posterior portion of the cerebrum; it consists of two lateral hemispheres united by a narrow middle portion, the vermis.

cer'eb'ral. Relating to the cerebrum. *c. decom'p'osition*, removal of a piece of the cranium, usually in the subtemporal region over the silent area, with incision of the dura, to relieve intracranial pressure. *c. hem'isphere*, the large mass of brain substance on either side of the great longitudinal fissure.

cer'e'asthenia (ser'e-bras-the-ni'-ah) [L. *cerebrum*, brain, + G. *astheneia*, weakness.] Psychasthenia.

cer'e'brate. To functionate, in reference to the brain.

cer'e'bra'tion. Brain action, mental activity.

cer'e'briform (ser-e-bri'-form) [L. *cerebrum*, brain, + *forma*, form.] Resembling the brain or the cerebrum in external appearance or structure.

cer'e'brif'ugal (ser-e-brif'u-gal) [L. *fugere*, to flee.] Proceeding away from the brain, noting efferent nerve-fibers or impulses.

cer'e'brin. 1. One of a number of fatty nitrogenous substances, containing no phosphorus, derived from nerve-tissue, yolk of egg, and various organs.

2. A brain extract which has been employed therapeutically.

cer'e'b'rinin. Trade name of cerebrin (2) obtained from the calf's brain.

cer'e'brip'etal [L. *petere*, to seek.] Proceeding toward the brain or cerebrum, noting nerve-fibers or impulses.

cer'e'britis (ser-e-bri'('bre')tis). Inflammation of the brain, more particularly of the cerebrum.

cer'e'b'rog'alac'tose. Cerebrose.

cer'e'b'roid [L. *cerebrum*, brain, + G. *eidos*, resemblance.] Cerebriform, encephaloid.

cer'e'b'rol. An oily reddish liquid obtainable from brain-tissue.

cer'e'b'rolog'y [L. *cerebrum*, brain, + G. *-logia*.] Encephalology.

cer'e'b'roma. Encephaloma (1), hernia of the brain substance.

cer'e'b'romala'cia [L. *cerebrum*, brain, + G. *malakia*, softness.] Encephalomalacia; softening of the brain, specifically of the cerebrum.

cer'e'b'romed'ullary [L. *cerebrum*, brain, + *medulla*, spinal cord.] Cerebrospinal.

cer'e'b'rom'eter [L. *cerebrum*, brain, + G. *metron*, measure.] Encephalometer.

cer'e'b'rop'athy [L. *cerebrum*, brain, + G. *pathos*, suffering.] Encephalopathy.

cer'e'b'rophysiology (ser'e-bro-fiz-i-ol'o-j'i). The physiology of the brain.

cer'e'b'ropon'tile. Relating to the brain and the pons Varolii.

cer'e'b'ropsychosis (ser-e-bro-si-ko'sis). A mental disorder associated with or dependent upon a lesion of the cerebrum.

cer'e'b'rorrhach'idian (ser-e-bro-râ-kid'i-an) [L. *cerebrum*, brain, + G. *rhachis*, spine.] Cerebrospinal, encephalorrhachidian.

cer'e'b'rosclero'sis [L. *cerebrum*, brain, + G. *sklēros*, hardening.] Encephalosclerosis; hardening of the brain substance, specifically of the cerebral hemispheres.

cer'e'b'roscope. The ophthalmoscope applied to a study of the blood-circulation in the brain, as indicated by the condition of the circulation in the fundus of the eye.

cer'e'b'ros'copy [L. *cerebrum*, brain, + G. *skopē*, I view.] Encephaloscopy.

cer'e'b'rose. A sugar, $C_6H_{12}O_6$, obtainable from brain-tissue.

cer'e'b'roside (ser'e-bro-sid). A phosphorus-free nitrogenous body found in protogan.

cer'e'b'ros'is. Encephalosis.

cer'e'b'rospinal (ser'e-bro-spi'nal). Relating to the brain and the spinal cord; encephalorrhachidian.

c. fe'ver spotted fever, epidemic *c. meningitis*; an acute infectious disease, caused by the meningococcus, *Diplococcus intracellularis meningitidis*, and marked by fever and inflammation of the meninges of the brain and spinal cord, giving rise to severe nervous symptoms of the most varied character; pneumonia, pleurisy, and arthritis are frequent complications, and deafness, blindness, and various paralyses may occur as sequels in case of recovery without specific treatment. *c. flu'id*, a fluid, secreted chiefly by the choroid plexuses of the lateral ventricles of the brain, filling the ventricles and the subarachnoid cavities of the brain and spinal cord; it is composed of serum globulin, 0.085; extractives, 0.06; salts, 0.855; water, 99.0. *c. meningitis*, *c. fever*.

cer'e'b'rospi'nant. 1. Acting upon the cerebral nervous system, the brain and spinal cord. 2. An agent affecting the cerebrospinal system.

cerebrospinase (ser'e-bro-spi'nāz). An oxidase present in the cerebrospinal fluid.

cerebrouria (ser'e-bro-su'r'i-ah) [*cerebrose* + *G. ouron*, urine.] The excretion of cerebrose in the urine.

cer'ebrot'omy [L. *cerebrum*, brain, + *G. tomē*, incision.] 1. Incision of the brain substance to evacuate an abscess. 2. The anatomy of the brain.

cer'ebrum [L. brain.] The principal portion of the brain, including practically all parts within the skull except the medulla, pons, and cerebellum. *c. exsiccatum* [L. dried brain], the brain of the calf, dried and pulverized; employed in the treatment of cerebral neurasthenia.

cerecloth (sēr'cloth) [L. *cera*, wax.] Gauze or cheese-cloth impregnated with wax containing an antiseptic, used in surgical dressings.

Cereus. A genus of cacti. *C. divaricatus*, the juice is anthelmintic and diuretic, and locally vesicating. *C. flagelliformis*, a species the juice of which is reputed to be anthelmintic. *C. geometrizans*, the fruit is diuretic. *C. grandiflorus*, night-blooming cereus; see *cactus*.

cerevisia (ser-e-vis'i-ah) [L.] Beer. *cerevisiae fermentum*, beer yeast, brewer's yeast, *fax medicinalis*, the cells and spores of *Saccharomyces cerevisiae*; given internally in acne and furunculosis in doses of 3½-1 (2.0-4.0), and applied externally to sloughing wounds.

cerevis'ian. Trade name of a preparation of yeast used in the treatment of boils.

cer'idin. Cerolin, the proprietary name for a preparation said to be the active principle of yeast; employed in acne, furunculosis, and chronic constipation in doses of 5 to 8 grains (0.3-0.5).

ce'rin. Cerotic acid, a fatty acid, $C_{27}H_{54}O_2$, derived from beeswax.

ce'rium. A metallic element, symbol Ce, atomic weight 140.25. *ce'rii ox'alas* (U.S. and Br.), cerium oxalate, an odorless, tasteless, white, crystalline powder, consisting of a mixture of the oxalates of cerium, didymium, xanthanum, and other earths; used in the treatment of vomiting and for the relief of coughing, in doses of gr. 1-10 (0.06-0.6).

cerolin (ser'o-lin) [L. *cerevisia*, beer, + *oleum*, oil.] Ceridin.

ce'roplasty [L. *cera*, wax, + *G. plassō*, I mould.] The manufacture of wax models of anatomical and pathological specimens or of skin lesions.

cerot'ic acid. Cerin.

certif'able. That can or should be certified, noting certain infectious diseases, the occurrence of which must, by law, be reported to the health authorities.

certifica'tion. The reporting to the health authorities of the occurrence of an infectious disease.

cert'ify. [L. *certus*, certain, + *facere*, to make.] To give information regarding, to notify; specifically, to report to the health authorities the occurrence of a contagious disease.

ceru'men [L. *cera*, wax.] Ear-wax, the soft, brownish yellow, waxy secretion (a modified sebum) of the ceruminous glands of the external auditory meatus. *c. inspissatum*, inspissated cerumen, dried ear-wax plugging the external auditory canal.

ceru'minal. Relating to cerumen.

cerumino'sis. Excessive formation of cerumen.

ceru'minous. Relating to cerumen.

ce'ruse [L. *cerussa*.] White lead; plumbi carbonas.

cer'vical [L. *cervix*, neck.] Relating to a neck, or *-----*x, in any sense.

cervica'lis [L.] Cervical. *c. ascen'dens*, musculus iliocostalis cervicis.

cervic'plex (ser-vis'i-plex). Plexus cervicalis.

cervicitis (ser-vi-si'(se')tis) [L. *cervix*, neck, + *G. -itis*.] Trachelitis; inflammation of the cervix uteri.

cervicobrachial (ser-vi-ko-bra'ki-al). Relating to the neck and the arm.

cervicobucc'al. Relating to the buccal surface of the neck of a premolar or molar tooth.

cervicodyn'ia [L. *cervix*, neck, + *G. odynē*, pain.] Trachelodynia.

cervicofa'cial. Relating to the neck and the face.

cervicola'bial. Relating to the labial surface of the neck of an incisor or canine tooth.

cervicollin'gual. Relating to the lingual surface of the cervix of a tooth.

cervicooccipital (sur'vi-ko-ok-sip'i-tal). Relating to the neck and the occiput.

cer'vicoves'ical. Relating to the cervix uteri and the bladder.

cer'vix, gen. *cervi'cis*, pl. *cervi'ces* [L. neck.] 1. The neck, particularly the posterior portion. 2. Any neck-like structure, especially the lower cylindrical portion of the uterus (*c. uteri*) between the os externum and the os internum. *c. cor'na*, the constricted portion of each gray column or cornu of the spinal cord where it joins the commissure. *c. u'teri*, neck of the womb, see above.

cesarean (or **cesarean**) opera'tion or sec'tion (se-zä'-re-an) [L. *caedere*, to cut.] Extraction of the fetus by means of an incision through the abdominal wall and the uterus; the mode by which Julius Caesar is said to have been brought into the world.

cesarot'omy. Cesarean section.

ce'sium [L. *caesius*, bluish gray.] Cesium, a metallic element, symbol Cs, atomic weight 132.81. Its salts are said to increase blood-pressure and have been recommended in the treatment of epilepsy, nervous palpitation, etc., the bromide being given in doses of gr. 3-5 (0.2-0.3).

Cesto'da, **Cesto'des**, **Cestoid'ea** [G. *kestos*, girdle, + *eidos*, form.] An order of *Platyhelmintha*, or flatworms, the tapeworms.

ces'tode, **ces'toid**. A tapeworm, one of the *Cestoda*.

ceta'ceum [G. *kētos*, a whale.] (U.S. and Br.) Spermaceti, a peculiar concrete fatty substance, consisting chiefly of cetin (cetyl palmitate), obtained from the head of the sperm whale, *Physeter macrocephalus*, used in the preparation of cold cream.

cetra'ria. Iceland moss, the dried plant, *Cetraria islandica*; used as a demulcent, nutrient, and digestive, and in the treatment of bronchitis and other chronic inflammations of the mucous membranes, in doses of 3½-1 (2.0-4.0).

cet'rarin. Cetraric acid, a bitter principle, $C_{26}H_{34}O_8$, from *Cetraria islandica*; used in chlorosis and anemia and in incipient tuberculosis in doses of gr. 1½-3 (0.1-0.2).

cevadil'la [Sp. dim. of *cebada*, barley grain.] Sabadilla, the seeds of *Asagraa officinalis* or *Schenocaulon officinale*, the source of veratrine.

cev'adine. An alkaloid occurring in cevadilla or sabadilla seeds, resembling in its properties veratrine.

Ceylon' cinn'amom, cinnamomum zeylanicum. *C. moss*, fucus amylaceus, a seaweed, *Spharococcus lichenoides*, one source of agar-agar.

c. g. s. Abbreviation for centimeter-gram-second, noting a system of physical units employing the centimeter for distance, the gram for weight, and the second for time.

CH₂. Ethylene, olefiant gas, H₂C.

CH₄. Methyl hydride, methane, marsh gas.

C₂H₂. Acetylene.

C₆H₆. Benzene.

Chabert's disease' (shă-bair') [Philibert *Chabert*, French veterinarian, 1737-1814.] Symptomatic anthrax.* C.'s oil, oleum anthelminthicum, a distillate of animal oil and turpentine.

Chaddock's sign [Charles Gilbert *Chaddock*, St. Louis, Mo., neurologist, contemporary.] External malleolar sign; when the external malleolar skin area is irritated extension of the toes occurs in cases of organic disease of the corticospinal reflex paths.

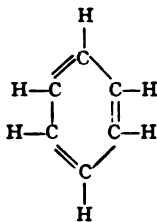
Chadwick's sign [James Read *Chadwick*, American gynecologist, 1844-1905.] A dark bluish or purplish discoloration of the mucous membrane of the lower portion of the vagina in pregnancy; also called Jacquemier's sign.

Chagas' disease' (chah'gahs) [Carlos *Chagas*, Brazilian physician, contemporary.] Chagas-Cruz disease.

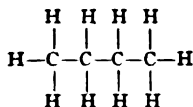
Chagas-Cruz disease' (chah'gahs-krooz) [Carlos *Chagas*; Oswaldo *Cruz*, Brazilian physician, contemporary.] Parasitic thyroiditis.*

Chagres fe'ver (chah'gräs) [*Chagres*, a river on the Isthmus of Panama.] A pernicious malarial fever from which the laborers building the Panama railroad suffered.

chain. In chemistry, a series of atoms held together by one or more affinities. **closed-chain com-pound**, a compound of the aromatic series, the graphic formula of which is a ring of C atoms in which each C atom is supposed to be linked, three-fourths to adjacent C atoms and one-fourth to an H atom, thus:



This is the so-called benzene ring. By substitution other atoms may be united to this ring, forming *lateral* or *side chains*. **hemolytic c.**, union of complement, intermediary body or amoceptor, and erythrocyte, without which hemolysis cannot occur. **lat'eral c.**, side c. **long c.**, in bacteriology, a continuous line of more than 8 cocci or other bacteria. **o'pen-chain com'pound**, a compound of the fatty series, the graphic formula of which is a line of C atoms linked above and below, and at each extremity of the series, to H atoms or their substitutes, thus:



short c., in bacteriology, a string of 2 to 8 cocci or other bacterial cells. **side c.**, lateral c., a chain of atoms linked to the benzene ring, or closed-chain compound, by replacement of the H atoms. **side-chain the'ory**, the theory advanced by Ehrlich to explain the phenomena of infection, immunity, nutrition, etc.; it assumes that the protoplasmic molecule is analogous in constitution to the benzene molecule,

or benzene nucleus, with its linked hydrogen atoms capable of being displaced by various groups to form side chains. So, linked to the protoplasmic molecule are numerous "side chains," or receptors, capable of seizing upon certain bodies, such as food stuffs or poisons, and incorporating them in the molecule; see *receptor*.

chalarosis (kal-ahr-o'sis). Infection with a fungus of the genus *Chalara*; it is marked by the appearance of subcutaneous nodules which break down, forming ulcers. The fungus consists of straight or slightly curved mycelial threads divided by transverse lines into segments which may separate and initiate new colonies.

chalastodermia (kal-as-to-der'mf-ah) [G. *chalastos*, loosened, relaxed, + *derma*, skin.] Dermatolysis.

chalaza (kä-la'zah). 1. Chalazion. 2. The suspensory ligament of the yolk in a bird's egg. 3. In botany, the base of the body of the ovule where it blends with its coats.

chalazion, pl. *chalasia* (kal-a'zi-on) [G. dim. of *chalasa*, a sty.] A small tumor of the border of the eyelid due to inflammation of a Meibomian gland with retention of the secretion; also written *chalasium*.

chalcosis (kal-ko'sis) [G. *chalkos*, copper.] 1. Chronic copper poisoning. 2. A deposit of fine particles of copper in the lungs or other parts.

chal'ice-cell. Goblet cell.*

chalicosis (kal-e-ko'sis) [G. *chalix*, gravel.] Pneumonoconiosis caused by the inhalation of dust incident to the occupation of stone-cutting.

chalinoplasty (kal'in-o-plas'ti) [G. *chalinós*, bridle, + *plassô*, I form.] The correction of defects of the mouth and lips, especially of the corners of the mouth.

chalk (chawk) [L. *calx*.] Calcium carbonate, creta. French c., talcum, magnesium silicate.

chalk-stone. Tophus, Heberden's knob or node.

Challes, France (shal). Sulphurous waters; cold. Used by drinking and bathing in tuberculous affections, catarrhal conditions, goiter, glandular affections, syphilis, rheumatism, intestinal diseases, and cutaneous affections. May 15 to October 15.

chalone (kal'ôn) [G. *chalaô*, I relax.] Antihormone, an antagonistic hormone, one which opposes the action of another hormone.

chalybeate (kal-ib'e-ät) [G. *chalyps*, steel.] 1. Relating to or containing iron. 2. A therapeutic agent containing iron.

Chalybeate Springs, Georgia. Light chalybeate waters. Used for drinking and bathing.

chamæcephalic. Chamecephalic.

chamælium (kam-e-lir'i-um) [G. *chamai*, on the earth, + *leirion*, lily.] Helonias.

chamber (chäm'ber) [L. *camera*.] A compartment or enclosed space. **an'te'rior c.**, the space between the cornea and the iris containing the aqueous humor. **a'queous c.**, the anterior and posterior chambers of the eye containing the aqueous humor. **pos'te'rior c.**, the space behind the iris anterior to the lens, containing the aqueous humor. **vit'reous c.**, the large cavity behind the lens in the eye, containing the vitreous humor.

Chamberland fil'ter (shahm-ber-lah'i) [Charles-Edouard *Chamberland*, French scientist, contemporary.] A filter of unglazed porcelain through which water is forced under pressure; microorganisms not ultramicroscopic do not pass.

Chamberlen for'ceps [Peter Chamberlen, 1560-16—, one of a family of English accoucheurs, sons and grandsons of a French émigré, Guillaume Chamberlen.] The first obstetrical forceps, invented by Peter or his father; its use was kept secret until revealed by Hugh Chamberlen (1630-1720), grandson of Peter. See illustration on page 167.

chamecephalic (kam-e-sef-al'ik) [G. *chamai*, on the ground (low, stunted), + *kephalē*, head.] Having a flat head. Noting a skull with a vertical index of 70 or less. Similar to tapeinocephalic.*

chamecephalous (kam-e-sef-al-us). Chamecephalic.

chameprosopic (kam-e-pros-o'pik) [G. *chamai*, on the ground (low, spread out), + *prosōpikos*, facial.] Having a broad face.

chamomile (kam'o-mīl) [G. *chamai*, on the ground, + *mēlon*, apple.] In the U. S. and B. P. the flowering heads of *Anthemis nobilis*.

champagne (sham-pān'). An effervescent wine, made in the *Champagne* region of northeastern France, contains from 5 to 10 per cent. or more of alcohol.

Champetier de Ribes bag (shāhmp-tē-a' dē-rēb')

[Camille Champetier de Ribes, Parisian obstetrician, *1848.] An elongated conical silk and rubber bag, used to dilate the cervix and to provoke uterine contractions, in order to induce premature labor or in cases of placenta previa.

Championnière's disease (shāhñ-pe-on-e-air'). See *Lucas-Championnière*.

chancere (shang'kur) [Fr. indirectly from L. *cancer*.]

Primary lesion, initial sclerosis, syphilitic sore, the first manifestation of syphilis; it begins as a papule or area of infiltration, of dull red color, hard, and insensitive; the center usually becomes eroded or breaks down into an ulcer. **hard c.**, true c., not chancroid. **Hunterian c.**, the typical ulcerated chancre with indurated base and edges; the initial lesion of syphilis. **indurated c.**, hard c. **mixed c.**, a sore resulting from simultaneous inoculation with syphilis and the pus organisms of chancroid. **noninfec'ting c.**, chancroid. **sim'ple c.**, chancroid. **soft c.**, chancroid. **sporo'tricho'sic c.**, the initial lesion at the site of infection in sporotrichosis. **true c.**, Hunterian c.

chancroid (shang-kroyd') [*chancre* + G. *ēidos*, resemblance.] Soft or simple chancre; an infectious venereal ulcer, developing upon an inflamed edematous base from a pustule formed from a primary papule.

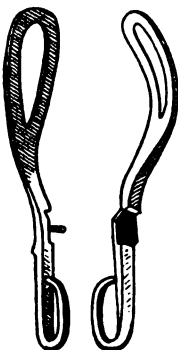
chancroid'al. Relating to or of the nature of chancroid.

chancrous (shang'krus). Relating to chancre.

change of life. Menopause, climacteric.

chann'el [L. *canalis*.] Canal, a passage through which a liquid flows.

Chan'ning's solu'tion [William Channing, American physician, nineteenth century.] Liquor hydra-i et potassii iodidi (N.F.).



CHAMBERLEN'S
FORCEPS.



CHAMPETIER
DE RIBES BAG
(dilated).

chap. 1. To crack open. 2. A crack or slit in the skin of the hands or lips, due to the action of cold.

chapas'gar [an artificial word compounded of *Chapoteau*, *ascites*, and *agar*, see the def.] A culture medium consisting of 1 part ascitic fluid and 2 parts of 3 per cent. agar with Chapoteau's peptone.

Chap'man's din'ner pill [Nathaniel Chapman, American physician, 1780-1853.] (N.F.) Purified aloes and mastic each gr. 1½ (0.1), powdered ipecac gr. 1 (0.06), oil of peppermint or oil of fennel ʒi (0.015). **C.'s mix'ture** (N.F.), copaiba and spirit of nitrous ether each 25, tincture of opium 3.2, compound tincture of lavender 6.5, mucilage of acacia 12.5, water to make 100; employed in gonorrhea in dose of ʒi (4.0).

Chapoteau's pep'tone (shap-ō-to'). Trade name of a special make of peptone: see *chapasgar*.

chap'pa. A disease described by Read as occurring in Lagos, Africa. It is marked by the appearance of subcutaneous nodules, the size of a pigeon's egg, which often break down, giving exit to a fatty-looking material, and form ulcers; the appearance of the nodules is preceded for a few months by severe muscular and articular pains. The disease is thought by Manson to be possibly a tertiary stage of yaws.

chapped. Split open, cracked; noting a lesion of the skin produced by cold.

Chaput's meth'od (shā-pū') [H. Chaput, French surgeon, contemporary.] Treatment of osteomyelitis by scraping the cavity and filling with fatty tissue taken from the abdomen or the thigh.

C.'s opera'tion, one of several intestinal operations for anastomosis and artificial anus.

characterizing group. A group of atoms in a molecule which distinguishes the class of substances in which it occurs from all other classes; thus carbonyl (CO) is the characterizing group of ketones.

charbon (shar-boñ') [Fr. coal.] Anthrax (s). c. *symptomatique*, symptomatic anthrax.

char'coal [M. Eng. *charken*, to creak, + *coal*.] Carbon obtained by heating or burning wood with restricted access of air; see *carbo*.

Charcot's disease (shar-ko') [Jean Martin Charcot, French physician, 1825-1893.] 1. Amyotrophic lateral sclerosis. 2. Tabetic arthropathy. **C.'s syn'drome**, intermittent claudication.* **C.'s ver'tigo**, laryngeal vertigo.

Charcot-Leyden crys'tals (shar-ko'-li'den) [see *Leyden*.] Crystals, of the shape of elongated double pyramids, composed of spermin phosphate, found in the sputum in bronchial asthma.

Charcot-Marie type (shar-ko'-mā-re') [see *Marie*.] A familial or hereditary form of progressive muscular atrophy beginning in the muscles of the legs and feet.

Charcot-Neumann crys'tals (shar-ko'-noy'mahn) [see *Neumann*.] Charcot-Leyden crystals.

Charcot-Robin crys'tals (shar-ko'-rō-bān') [see *Robin*.] Charcot-Leyden crystals.

Charcot-Vigouroux sign (shar-ko'-ve-goo-roo') [Romain Vigouroux, French physician, nineteenth century.] Diminished resistance to the conducting power of the skin for the galvanic current, in exophthalmic goiter.

charlatan (shar'lā-tan). A quack; one who claims falsely the possession of medical skill and knowledge.

charlatanism (shar'lā-tan-izm). Quackery, the methods characteristic of a charlatan.

Charles's law [Charles, French physicist, eighteenth century.] Gay-Lussac's law.

Charleston Artesian Wells, S. C. Alkaline; muriated-saline waters, 87° F.

char'ley hose [slang.] Sprain or muscular stiffness following excess in athletic sports.

charpie (shar-pé') [Fr.] Lint, especially that made by scraping or ravelling linen cloth.

Charrière scale (shā-re-air') [Joseph Frédéric Benoit Charrière, Parisian instrument maker, 1803-1876.] The French scale for grading the sizes of urethral catheters or sounds; the size of any instrument is determined by C.'s *filière*, a metal plate perforated with 30 holes varying in diameter from $\frac{1}{2}$ to 1 cm., each differing from the next above or below in the scale by $\frac{1}{2}$ mm.

charta, gen. and pl. *chartæ* (kar'tah) [L. a sheet of paper.] 1. A pharmaceutical preparation consisting of a piece of paper impregnated or coated on one side with a medicinal substance. 2. A folded paper holding a medicinal powder. c. *antasthmatica*, blotting paper soaked in an infusion of belladonna, digitalis, sage, stramonium leaves, and niter, and after drying moistened again with tincture of benzoin. c. *opspas'tica*, paper spread with a mixture of quercetici, olive oil, rosin, Canada balsam, and cantharides. c. *explorato'ria cœru'lea et ru'bra*, litmus paper. c. *nitra'ta*, c. *potas'sil nitra'tis*, niter-paper, blotting paper soaked in a 30 per cent. solution of potassium nitrate and dried; the fumes of this when burning are inhaled in asthma. c. *sina'pis* (U.S. and Br.), c. *sina'pis'ta*, mustard paper, a suspension of powdered mustard in liquor caoutchouc is applied to one side of a rather stiff paper and allowed to dry.

chartula (kar'tu-lah) [L. dim. of *charta*, paper.] Charta (2).

Chase's sign [Ira Carleton Chase, American physician, *1868.] Pain felt in the cecal region, when the hand is drawn deeply and quickly along the transverse colon from left to right, the descending colon being blocked by deep pressure with the other hand.

chasse (kaz'mah) [G.] Pandaliculation, yawning. **Chassaignac's écraseur** (sha-sa-nyak'; a-krah-zér') [Charles Marie Edouard Chassaignac, Parisian surgeon, 1805-1879.] A strong steel-chain snare used for crushing through the pedicle of a tumor. C.'s *tubercle*, tuberculum caroticum.

Châti-Guyon, France (shah-tel'-gü-yawn'). Source Gabriel. Alkaline-saline-ferruginous-carbonated waters, 82° F. to 95° F. Used by drinking and bathing in diseases of the gastroenteric canal and abdominal viscera, anemia, gout, renal disorders, women's diseases, and neurasthenia. May 15 to October 15.

Chauli'noe Springs, Maryland. Light alkaline-calcic waters. Six springs. Dyspepsia, and early stages of Bright's disease.

Chauffard's syn'drome (sho-far') [A. Chauffard, French physician, contemporary.] The symptoms of Still's disease in one suffering from bovine or other non-human form of tuberculosis.

chauffeur's fracture (sho-fêrz frak'chur) See fracture.

Chauliac. See Guy* de Chauliac.

chaulmoogra chaulmugra (chawl-moo'grah), **chaulmugra** (chawl-maw'grah). The ripe seed of *Garcadia odorata*, or *Hydrocarpus* or *Taraktocarpus kurzi*; the oil is employed in the treatment of leprosy and certain chronic dermatoses in doses of $\frac{1}{2}$ -1 (0.13-0.4).

Chaussier's are'ola (sho-se-a') [François Chaussier, French physician, 1746-1828.] A ring of indurated tissue surrounding the lesion of malign-

ant pustule. C.'s line, the median antero-posterior line of the corpus callosum. C.'s sign, severe pain in the epigastrium, a prodrome of eclampsia.

Chautard's test (sho-tar'). For acetone: the addition of a mixture of sulphurous acid and aqueous solution of magenta gives a violet color if the urine contains acetone.

Chauveau's bacterium (sho-vo') [Auguste Chauveau, Paris veterinary surgeon, *1827.] *Bacillus anthracis symptomatici*.

C₂H₅Br. Ethyl bromide.

C₂H₅CH₂NO₂. Ethyl carbamate.

CHCl₃. Chloroform.

C₂H₄Cl₂. Ethylene chloride or bichloride.

C₂H₅Cl. Ethyl chloride.

C₂HCl₃(OH)₂. Chloral hydrate.

(CH₃CO)₂O. Acetic anhydride.

CH₃COOH. Acetic acid.

C₂H₅COOH. Valerianic or valeric acid.

Chen'die's disease' [Walter Butler Cheadle, English physician, contemporary.] Infantile scurvy.*

check. 1. To arrest or slow the course of anything, as of a disease. 2. To compare or review in order to ensure accuracy. c. **experiment**, control experiment.

check'erberry. Wintergreen, gaultheria.*

cheek-bone. Os* zygomaticum, malar bone.

cheese. The compressed casein of milk, variously altered by bacterial action and flavored.

cheesy (che'zi). Caseous, of the consistence of cottage cheese.

cheilectropion, **cheilitis**, etc. See *cheilectropion*, *cheilitis*, etc.

chiragra, **chiralgia**, etc. See *chiragra*, *chiralgia*, etc.

chek'an, **chek'en**, **cheq'uen**. The leaves of a South American plant, *Myrtus checken* or *Eugenia cheken*; employed in catarrhal affections of the respiratory and urinary tract in doses of 3i-2 (4.0-8.0) of a fluidextract.

chelen (ke'len). Ethyl chloride.

chelerythrine (kel-er'e-thrén). Pyrrhopine, an alkaloid, C₁₁H₁₇NO₄, from chelidonium.

chelid'online (kel-id'on-én). Stylophorine, a crystalline alkaloid from chelidonium.

chelidonium (kel-e-do'n-um). The dried plant, *Chelidonium majus*, great or gardencelandine; nervous sedative and purgative in doses of 3j-2 (2.0-8.0).

cheloid (ke'loid) [G. *chêlê*, a claw, + *eidos*, resemblance.] A fibrous growth of the cicatricial type of connective tissue, arising in consequence of irritation and usually from a scar; keloid.

chelone (ke'lo-ne). Balmoney.

Chel'tenham, England. Alkaline-saline waters. Used by drinking and bathing in gout and deleterious conditions resulting from prolonged residence in hot climates.

chemical (kem't-kal). Relating to chemistry, to the mutual relations and interaction of the elements, and to the phenomena resulting therefrom. c. **food**, syrupus phosphatus compositus (N.F.).

chemicocautery (kem't-ko-kaw'ter-i). Chemical cautery, caustic, escharotic.

cheminosis (kem-i-no'sis) [G. *chêmeia*, chemistry, + *nosos*, disease.] A disease caused by chemical noxa.

chemiotaxis (hem-i-o-tak'sis). Chemotaxis.

chemise (shem-êz') [Fr. shirt.] A square of linen tied to a catheter passed through its center; used to retain a tampon packed around the catheter inserted into a wound, such as that resulting from a perineal section.

chemism (kem'izm). Chemical action or influence.
chemistry (kem'is-trī) [G. *chēmeia*, alchemy; *chymeia*, an infusion, from *chymos*, juice (?).] The science dealing with the intimate constitution of substances, the elements and their mutual reactions, and the phenomena resulting from the formation and decomposition of compounds. **analyt'ical c.**, the application of c. to the breaking up of compounds and the determination of their composition. **inorgan'ic c.**, the chemistry of compounds not containing carbon. **med'ical c.**, c. in its relation to pharmacy, physiology, or any science connected with medicine. **metabol'ic c.**, physiological c. **organ'ic c.**, the c. of substances containing combustible carbon compounds. **physiolog'ical c.**, the c. of the living organism and of all its processes. **synthet'ic c.**, constructive c., that which has to do with the formation or building up of complex compounds by uniting and changing the more simple ones.

chemoceptor (kem'o-sep'tor). One of the side chains or receptors in a living cell, having an affinity for and fixing the chemical substances or drugs.

chemoimmunity (kem-o-im-u'nī-tī). Immunochemistry.

chemoimmunology (kem-o-im-u-nol'o-jī). The science of immunochemistry.

chemolysis (kem-ol'ī-sis). Chemical decomposition.

chemoreceptor (kem-o-re-sep'tor). Chemoceptor.

chemoresistance (kem-o-re-zis'tans). Immunity to the action of chemical poisons.

chemosis (ke-mo'sis) [G. *chēmō*, cockle.] Edema of the ocular conjunctiva, forming a swelling around the cornea.

chemosynthesis (kem-o-sin'the-sis). The formation of certain definite compounds by chemical action.

chemotac'tic. Relating to chemotaxis.

chemotaxis (kem-o-tak'sis) [G. *chēmeia*, chemistry, + *taxis*, orderly arrangement.] Reaction of living protoplasm to a chemical stimulus, whereby the cells are attracted (*positive c.*) or repelled (*negative c.*) by acids, alkalies, or other bodies exhibiting chemical properties; chemiotaxis, chemotropism.

chemotherapy (kem-o-ther'a-pī). Treatment of disease by means of chemical substances or drugs.

chemotic (ke-mot'ic). Relating to chemosis.

chemotropism (kem-ot'ro-pizm) [G. *chēmeia*, + *tropos*, direction, turn.] The capacity or impulse, possessed by cells or cellular organisms, to turn or progress in a certain direction under the influence of definite chemical stimuli; chemotaxis.

Chenopodiaceæ. An order of dicotyledonous plants, the small flowers of which are clustered to form a dense inflorescence; it includes chenopodium, the beet, and spinach.

chenopodium (ke-no-po'di-um) [G. *chēn*, goose, + *pous* (*pod-*), foot.] The dried ripe fruit of *Chenopodium ambrosioides*, American wormseed, Mexican tea, Jesuit tea; anthelmintic in dose of gr. 20 (1.3), or of 2 ounces (60.0) of a decoction of an ounce to the pint.

Cherchevski's disease (sher-shev'ske) [Michael Cherchevski, Russian physician, contemporary.] Nervous ileus, false intestinal obstruction.

cheromania (ker-o-ma'nī-ah) [G. *chairō*, I rejoice, + *mania*, madness.] A form of insanity characterized by gaiety and exuberance of spirits.

cherophobia (ker-o-fō'bī-ah) [G. *chairō*, I rejoice, + *phobos*, fear.] An aversion to and morbid fear of gaiety.

cherry [L. *cerasus*.] The fruit of a species of *Prunus*. c. *lau'rel*, *Prunus laurocerasus*. wild c., *Prunus serotina*, *Prunus virginiana*.

Chervin's meth'od (sher-vañ') [Claudius Chervin, French pedagogue, 1824-1896.] A gymnastic method of treating stuttering.

chest [A.S. *cest*, a box.] The thorax. a *lar c.*, phthinoid* c. *bar'el c.*, a c. permanently the shape of one during full inspiration, seen in cases of emphysema. c. *in'dex*, thoracic index.* *cobbler's c.*, characterized by a depression of the lower half of the sternum; seen in shoemakers and others whose occupation causes pressure to be made in this locality. *flat c.*, one in which the anteroposterior diameter is shorter than the average. *fo'veated c.*, funnel c. *funn'el c.*, funnel breast.* *phthin'oid c.*, see under *phthinoid*. *pter'ygo'id c.*, phthinoid* c.

deformity, thoracocyclosis, pectus carinatum. examination, stethoscopy, thoracoscopy. gas and pus in, pyopneumothorax. gas and serum in, hydropneumothorax. gas in, pneumothorax, aerothorax. incision into, thoracotomy, pleuromy, instrument for magnifying sounds in, stethoscope, phonendoscope, stethophonometer, stethoscope. instrument for measuring curvature, stethocyclograph, stethogoniometer, stethocytometer. instrument for measuring movements, pneograph, pnescope, pneumoscope, pneumograph, pneumatograph, stethograph, stethometer, thoracometer. muscular inflammation, stethomyitis. narrow, stenothorax, thoracostenosis. pain, pleurodynia, pleuralgia, thoracodynia, thoracalgia. paralysis of muscles, stethoparalysis. puncture of, paracentesis thoracis, thoracocentesis, thoracocentesis, pleurocentesis. pus in, pyothorax. serum in, hydrothorax. spasm of muscles, stethospasm.

chestnut. 1. *Castanea*. 2. In a horse, the rudiment of the nail or hoof of the internal digit or thumb; a horny growth on the middle or inferior third of the internal face of the hock.

chew [A.S. *ceowan*.] To masticate, to comminute with the teeth.

Cheyne's nystagmus [See *Cheyne-Stokes*.] A nystagmus with a rhythm like that of Cheyne-Stokes respiration.

Cheyne-Stokes asth'ma (chān-stōks) [John Cheyne, Scotch physician, 1777-1836; William Stokes, Irish physician, 1804-1878.] The dyspnea of advanced myocardiac degeneration. C-S. *respiration*, a type of breathing in which the respirations gradually increase in depth up to a certain point and then decrease; finally all respiration ceases for half a minute or so and then begins again as before.

C₂H₅HSO₄. Sulphuric ether.

CHI₂. Iodoform.

C₂H₅I. Ethyl iodide.

Chian turpentine (ki'an) [*Chios*, an island in the eastern Mediterranean.] An exudation from *Pistacia terebinthus*, a small tree of Chios and regions to the eastward; has been used in cancer in doses of gr. 3-5 (0.2-0.3).

Chiari's net'work (ke-ah're) [Hans Chiari, German physician, *1851.] Fibers stretching across the cavity of the right atrium of the heart, thought to be the remains of the embryonic valves of the right venous sinus; they are very rarely present.

chiasm (ki'azm) [G. *chiasma*, two crossing lines.] A decussation or crossing of two tracts, such as tendons or nerves.

chiasma (ki-as'mah). Chiasm. c. *op'ticum*, optic chiasm, a flattened quadrangular body in front of the tuber cinereum and infundibulum, the point of crossing or decussation of the fibers of the optic nerves; most of the fibers cross to the opposite side, some run directly forward on each side without crossing, some pass transversely on

the posterior surface between the two optic tracts, and others pass transversely on the anterior surface between the two optic nerves. *c. tendinum*, passage of the tendons of the flexor digitorum profundus through the intervals left by the splitting of the tendons of the flexor digitorum sublimis.

chiasmatic (ki-az-mat'ik). Relating to the optic chiasm. *c. syn'drome*, hypophysis* syndrome.

Chiari's operation (ke-at'se). Epilepexy.

Chick's Springs, S. C. Calcic-chalybeate waters. Two springs, "Iron" and "Sulphur." Atonic dyspepsia, hepatic congestion, and Bright's disease.

chick'en-breast. Pectus carinatum.

chick'en-pox. Varicella; an acute contagious disease, occurring usually in children only, marked by a sparse eruption of papules, becoming vesicles and then pustules, like that of smallpox though less severe; there are usually also mild constitutional symptoms. The incubation period is about 14 to 17 days.

chignon (she-nyon'). Beigel's* disease.

chigo, chigre (che'go; che'gra) [Sp. from the Carib name.] Jigger.

chilblain [E. *chill* + *blain*.] Pernio; erythema of the hands and feet, with burning and itching sometimes with chapping and ulceration, caused by damp cold.

child, pl. *child'ren* [A.S. *cild*.] A young person, one who has not arrived at the age of puberty.

childbearing. Pregnancy and parturition. *c. age*, the period in a woman's life between puberty and the menopause.

childbed. Puerperium; the condition during and immediately following the giving birth to a child. *c. fever*, puerperal* fever, puerperal septimemia.

childhood. The period of life between infancy and puberty.

chilicription (ki-lek-tro'pi-on) [G. *cheilos*, lip, + *crisis*, a turning out.] Eversion of the lips = a lip.

chilis (ki-li'(le')tis) [G. *cheilos*, lip, + *-itis*.] Inflammation of the lips or of a lip. *c. exfoliativus*, hemorrhagic dermatitis affecting the vermilion border of the lips. *c. glandularis*, inflammation of the mucous membrane of the lips with enlargement of the glands and a discharge of thick mucus.

chill [A.S. *cele*, cold.] 1. A sensation of cold. 2. *Febr.* a feeling of cold with shivering and pallor, accompanied by an elevation of temperature in the interior of the body, often the first symptom of an infection. *congestive c.*, a form of pernicious malaria in which the paroxysm is accompanied by congestion of the gastroenteric tract and profuse diarrhea preceded by a chill, vomiting, and prostration.

chills and fever. Malaria.

chilognathopalatoschisis (ki-log-nath'o-pal-at-os'ki-sis) [G. *cheilos*, lip, + *gnathos*, jaw, + L. *palatum*, palate, + G. *schisis*, fissure.] Chilognathouranosis, harelip and cleft palate.

chilognathouranochisis (ki-log-nath'o-u-ran-os'ki-sis) [G. *cheilos*, lip, + *gnathos*, jaw, + *ouranos*, palate, + *schisis*, fissure.] Harelip with cleft palate.

chiloplasty (ki'lo-plas-ti) [G. *cheilos*, lip, + *plassō*, I form.] Operative repair of defects or malformations of the lip; plastic surgery of the lips.

chilischisis (ki-lo'k-sis) [G. *cheilos*, lip, + *schisis*, fissure.] Harelip.

chilostomatoplasty (ki-lo-s-to'mā-to-plas-ti) [G. *chei-*

los, lip, + *stoma*(*stomat*-), mouth, + *plassō*, I mould.] A plastic operation on the mouth and lips; an operation for the closure of a harelip.

chilos'tomoplasty. Chilostomatoplasty.

chilotomy (ki-lot'o-mi) [G. *cheilos*, lip, + *tomē*, incision.] 1. Excision of a portion of the lip, as for the removal of an epithelioma. 2. Cutting away an overgrowth near the articular end of the femur or other of the long bones which interfere with movement in cases of chronic hypertrophic arthritis.

chimaphila (kim-af'e-lah) [G. *cheima*, winter, + *philos*, loving.] (U.S.) The dried leaves of *Chimaphila umbellata*, pipsissewa, Prince's pine; diuretic and alterative, in doses of gr. 15-30 (1.0-2.0).

chimaphillin (kim-af'il-in). A crystallizable principle, C₂₄H₄₁O₄, from chimaphila; diuretic in dose of gr. 2-3 (0.13-0.2).

chim'ney-sweeps' cancer. Epithelioma of the scrotum occurring in chimney-sweeps as a result. it is thought, of long continued irritation by soot particles.

chimogene (ki'mo-jen) [G. *cheimōn*, winter, + *gennāō*, I produce.] Trade name of a volatile liquid used to produce local anesthesia by congelation.

chin [A.S. *cin*.] Mentum, the prominence formed by the anterior projection of the mandible, or lower jaw. *double c.*, buccula.

china (ki'nah). Cinchona.

chinaphenin (ki'nah-fen'in). Phenetidid quinic-carbonic acid ester; a white tasteless powder, employed as an antipyretic in doses of gr. 5-15 (0.3-1.0); used for whooping-cough in doses of gr. 2-5 (0.13-0.3).

chinaphthol (ki-naf'thol). Quinaphthol, quinine betanaphthol-monosulphonate; a yellow crystalline powder, containing 42 per cent. of quinine; employed in intestinal tuberculosis, dysentery, acute rheumatism, and other affections in doses of gr. 5-15 (0.3-1.0).

China-root. The rhizome of *Smilax china*.

chinaseptol (ki-nā-sep'tol). Quinaseptol.

chin-cough. Whooping-cough.

chinin (ki'nin). Quinine.

chinoform (ki'no-form). A compound of formaldehyde and cinchotannic acid, employed as an intestinal antiseptic.

chinoldin, chinoidinum (kin'oy-din, kin-oy-di'num). Quinoidine.

chinol (ki'nol). A synthetic antipyretic and analgesic; dose, gr. 3-5 (0.2-0.3).

chinoline (kin'o-len). Quinoline.

chinone (ki'nōn). Quinone.

chinopyrin (ki'no-pi'rin). Quinopyrine.

chinosol (ki'no-sol). Quinosol, oxychinolin potassium sulphate, a yellow crystalline powder; antiseptic and disinfectant in solutions of 1-2000 to 1-100, and employed in 5 per cent. solution to preserve anatomical specimens.

chiotropin (ki-no-tro'pin). Quinate of urotropin; urinary antiseptic; dose, gr. 5-15 (0.3-1.0).

chionablepsia (ki-ōn-a-blep'si-ah) [G. *chiōn*, snow, + *ablepsia*, blindness.] Snow-blindness.

chionanthin. A dried extract from the bark of chionanthus; a bitter brown powder, employed in eclectic medicine as a diuretic and purgative in doses of gr. 1-3 (0.06-0.2).

chionanthus (ki-o-nan'thus) [G. *chiōn*, snow, + *anthos*, flower.] The bark of *Chionanthus virginica*, snowdrop tree; employed in eclectic practice as an aperient and diuretic in diseases of the liver with jaundice and clay-colored stools, in doses of gr. 5-10 (0.3-0.6) of the specific preparation.

Chipault's meth'od (she-po') [A. *Chipault*, Parisian surgeon, contemporary.] Straightening of the spine, in the angular curvature of Pott's disease, and then lacing the spinous processes together by silver wire.

chip-blower (chip'blo-ur). An instrument for blowing the dust out of a tooth cavity which is being excavated for a filling; it consists of a rubber bulb with metal nozzle.

chiragra (ki-rag'ra) [G. *cheir*, hand, + *agra*, seizure.] Gout in the hand.

chiral'gia (ki-ral'ji-ah) [G. *cheir*, hand, + *algos*, pain.] Pain, especially nontraumatic or neuralgic pain, in the hand.

chiralkol (ki-ral'kol) [G. *cheir*, hand, + *alcohol*.] Trade name of a solid alcohol soap, said to contain from 70 to 80 per cent. or more of alcohol combined with palmitin, cocoa butter, or nut fat; recommended as a disinfectant of the hands.

chirapsia (ki-rap'si-ah) [G. *cheir*, hand, + *hapsis*, a touching.] Rubbing or friction with the hand.

chirata (che-rah'tah, ki-ra'tah) [Hindu.] (U.S. and Br.) The dried plant, *Swertia chirayita*, chiretta, a gentian of the Himalayas; stomachic and tonic in doses of gr. 10-30 (0.6-2.0).

chir'atin, **chirett'in**. A bitter principle, $C_{28}H_{46}O_{11}$, from *chirata*.

chiret'ta. *Chirata*.

chirocinesthesia, **chirocinæsthesia** (ki-ro-sin-es-the'-zi-ah) [G. *cheir*, hand, + *kinêsis*, movement, + *aisthêsis*, sensation.] The subjective sensation of movements of the hand.

chirocinesthetic, **chirocinæsthetic** (ki-ro-sin-es-thet'-ik). Relating to chirocinesthesia.

chirognomy (ki-rog'no-mi) [G. *cheir*, hand, + *gnômon*, a judge.] Physiognomy of the hand, study of the hand as an index of character.

chirognostic (ki-rog-nos'tik) [G. *cheir*, hand, + *gnôstikos*, good at knowing.] Able to recognize the hand, or to distinguish between right and left. *c. feeling*, the sense of "sidedness," the power to recognize, with eyes closed, which side is touched.

chirokinesthesia, **chirokinæsthesia** (ki-ro-kin-es-the'-zi-ah). Chirocinesthesia.

chirokinesthetic, **chirokinæsthetic** (ki-ro-kin-es-thet'-ik). Chirocinesthetic.

chirol (ki'rol) [G. *cheir*, hand, + *L. oleum*, oil.] An ethereal and alcoholic solution of various resins and oils, used as an antiseptic wash for the hands.

chiromegaly (ki-ro-meg'al-i) [G. *cheir*, hand, + *megas* (megal-), large.] Abnormal size of one or both hands; macrocheilia.

chirp'odist (ki-rp'o-dist) [G. *cheir*, hand, + *pous* (pod-), foot.] A non-medical person who treats corns, callosities, and other minor troubles of the feet.

chiropodol'ogy (ki-rop-o-dol'o-ji) [G. *cheir*, hand, + *pous* (pod-), foot, + *-logia*.] 1. The study of treatment of the minor ailments of the feet, such as corns, bunions, in-growing nail, etc. 2. A treatise on those affections.

chiropody (ki-rp'o-di). Chiropr odology (1).

chiropr ompholyx (ki-ro-pom'fo-liks) [G. *cheir*, hand.] Same as pompholyx.

chiropractic (ki-ro-prak'tik) [G. *cheir*, hand, + *praktikos*, efficient.] A method of palpation, nerve tracing, and adjustment of vertebræ for the relief of morbid conditions.

chiropractor (ki-ro-prak'tor). [G. *cheir*, hand, + *praktôr*, agent.] One who treats morbid conditions according to the chiropractic method.

chirospasm (ki'ro-spazm) [G. *cheir*, hand, + *spasmos*, spasm.] Writers' cramp or other spasmodic affection of the muscles of the hand.

chirurgeon (ki-rér-jon) [G. *cheir*, hand, + *ergon*, work.] Surgeon.

chirurgery (ki-rér-jei-ri) [G. *cheiourgia*.] Surgery.

chirurgical (ki-rér-ji-kal). Surgical.

chis-el-frac'ture. A fracture of the head of the radius in which a segment is obliquely detached though usually held by periosteum at its lower end.

chitin (ki'tin) [G. *chitôn*, a coat or tunic.] A keratoid substance forming largely the exoskeleton and other hard parts of non-vertebrates.

chitinous (ki'tin-us). Of or relating to chitin. *a. degeneration*, amyloid degeneration.*

chitonitis (ki-ton-i'tis) [G. *chitôn*, tunic, + *-itis*.] Inflammation of any investing membrane such as the visceral pleura or peritoneum.

Chittenan'go Sulphur Springs, N. Y. Calcic-sulphurated waters, 45° F. Three springs. Used by drinking and bathing in rheumatism, gout, neuralgia, cutaneous diseases, nervous affections, insomnia, renal affections, and general debility.

Chittenden's stand'ard di'et [Russell Henry *Chittenden*, American physiological chemist, *1856.] A diet containing from 47 to 55 grams of protein said to be sufficient to maintain the nitrogenous equilibrium in an adult male.

chittim-wood bark (kit'im). *Rhamnus purshiana*.

Chlamydobacteriaceæ (klam'e-do-bak-te're-a-se) [G. *chlamys* (chlamyd-), mantle.] A family of bacteria or *Schizomycetes*, including the highest bacteria, which are enclosed in a sheath.

chlam'ydobacte'rium. Any of the higher bacteria or members of the *Chlamydobacteriaceæ*.

chlam'ydospore [G. *chlamys* (chlamyd-), cloak.] A sexual spore protected by a chitinous envelope.

chlamydozoa (klam'e-do-zo'ah) [G. *chlamys*, mantle, + *zôon*, an animal.] A term applied to the microorganisms, of uncertain nature, in rat-bite scarlet fever, etc., which are provided with a capsule supposed to be formed from the tissues of the host.

chloasma (klo-as'mah) [G. *chloasô*, I become green.] The occurrence of light brown patches of irregular shape and size on the skin of the face and elsewhere; the pigmented patches are also called *mask patches* and *liver spots*. *c. phthisicum*, pigmentation of the chest in pulmonary tuberculosis. *c. uterinum*, *c. of the face* occurring in pregnancy and in diseases of the uterus or ovaries. *idiopathic* *c.*, *c. occurring from external irritation* such as heat (*c. calor'icum*), scratching (*c. tra'maticum*), local poisoning (*c. toxicum*), *c. symptomatic* *c.*, *c. occurring in the subjects of various systemic affections*, such as syphilis and malaria.

chloracetic acid. An acetic acid in which one or more of the hydrogen atoms are replaced by chlorine; according to the number of atoms displaced the acid is called *monochloroacetic* (1 atom), *dischloroacetic* (2 atoms), or *trichloroacetic* (3 atoms) acid.

chloraciza'tion. The production of local anesthesia by the application of a mixture of chloroform and glacial acetic acid.

chlo'ral. Chloralium, trichloraldehyde, CCl_3 . (1) Anhydrous chloral, a thin oily liquid of a pungent odor, formed by the action of chlorine gas on alcohol. *c. camphoratum* (N.F.), camphorated chloral; a liquid prepared by triturating together

equal parts of camphor and chloral hydrate; employed externally as an anodyne in neuralgia. *c. hydrate*, chloralum hydratum.

chloral'amide. Chloral-ammonia. Incorrectly applied to chloralformamide.

chloral'amine. Chloralformamidum.

chloralammo'nia. Chloralamide, a white crystalline powder; hypnotic and analgesic, in doses of gr. 15-30 (1.0-2.0).

chloralam'yene hydrate. Dormiol, formed by mixing anhydrous chloral and amylene hydrate; a colorless fluid employed as an hypnotic in doses of $\pi\pi\frac{1}{2}$ -15 (0.5-1.0).

chloral'bacid (klo'ral-bas'id). A yellowish white powder, a compound of chloral and albumin; recommended in gastric and intestinal indigestion, in doses of gr. 15-30 (1.0-2.0).

chloral'caffeine. Made by mixing 10 parts of caffeine and 7.8 parts of chloral hydrate in a concentrated, alcoholic or aqueous solution and evaporating; occurs in lustrous leaflets; hypnotic and sedative in doses of gr. 3-6 (0.2-0.4).

chlor'alcam'phorox'ime. A white crystalline powder, a compound of camphor, chloral hydrate, and an oxime; hypnotic and antiseptic.

chloral'formam'idum (U. S.). Chloralamide, formamidated chloral, $C_2H_4O_2Cl_2N$, derived from anhydrous chloral by the action of formamide; hypnotic and analgesic in doses of gr. 10-30 (0.6-2.0).

chloral'imide. Made by heating chloralamide or by the action of ammonium acetate on chloral hydrate; occurs in colorless, tasteless, and odorless crystals; hypnotic and analgesic in doses of gr. 15-45 (1.0-3.0).

chlor'alium. The habitual use of chloral as an intoxicant, and the symptoms caused thereby.

chloral'ose (klo'ral-oz). Made by heating anhydrous chloral with glucose; colorless crystals of bitter taste; hypnotic in doses of gr. 3-12 (0.2-0.8).

chloralox'ime. A compound of chloral hydrate with an oxime.

chlor'alum. Chloral. *c. hydra'tum* (U.S.), chloral hydras (Br.), trichlorethylidene glycol, $CCl_2-CH(OH)_2$; occurs in large rhombic crystals or in white crystalline masses; hypnotic and analgesic in doses of gr. 5-30 (0.3-2.0).

chloralurethane (klo'ral-u're-thän). Ural, made by heating chloral with urethane and treating with hydrochloric and sulphuric acids; occurs in colorless crystals; hypnotic in doses of gr. 10-45 (0.6-3.0).

chlorasemia, **chloranemia** (klor-an-e'mi-ah) [*chlorosis* + *anemia*]. A chlorosis-like anemia occurring in tuberculosis, cancer, and other cachectic conditions.

chloral'odyne. Trade name of a mixture containing chloroform, morphine, cannabis indica, and hydrocyanic acid; anodyne in doses of $\pi\pi\frac{1}{2}$ (1.0).

chlor'ate. A salt of chloric acid.

chloram'phor. A compound of camphor and chlorine.

chlor'mia, **chloras'mia**. Chlorosis.

chlor'phidrosis (klor-ef-i-dro'sis) [G. *chlōros*, green, + *epidrosis*, perspiration.] A greenish discoloration of the sweat.

chlor'eth'yl. Ethyl* chloride.

chlor'etone (klo're-tōn). Acetone-chloroform, tertiary trichlorobutyl-alcohol, occurring in white crystals of camphor-like odor and taste; hypnotic, sedative, and local anesthetic in doses of gr. 5-20 (0.3-1.1).

chlor'ic. Relating to chlorine; noting compounds containing a smaller proportion of chlorine than

the chlorous compounds. *c. acid*, a colorless, very acid liquid, $HClO_3$; it forms stable salts, but is itself easily decomposed. *c. ether*, spiritus* chloroformi.

chlor'ide. A compound of chlorine with another element.

chlorine (klo'rēn, klo'rin) [G. *chlōros*, yellowish green.] Chlorum, a greenish, irritating, gaseous element, symbol Cl, atomic weight 35.46; disinfectant and bleaching in the form of calcium chloride or of chlorine water, aqua* chlori. *c. group*, the four univalent metalloids, chlorine, bromine, iodine, and fluorine; the halogens; they form monobasic acids with hydrogen, and their hydroxides (fluorine forms none) are also monobasic acids. *c. water*, aqua chlori (U.S. 1890), liquor chlori compositus (U.S. 1900).

chlor'inated. Containing chlorine.

chlor'ite. A salt of chlorous acid.

chlor'meth'yl. Methyl chloride.

chloroan'e'mia, **chloroan'e'mia**. Chloranemia.

chlorodyne (klo'ro-dīn). Trade name of an anodyne mixture of chloroform, cannabis indica, hydrocyanic acid, and capsicum; dose, $\pi\pi\frac{1}{2}$ -10 (0.3-0.6).

Chloroflagell'ida [G. *chlōros*, green.] An order of the *Phytoflagellata*, the individuals of which have green chromatophores.

chloroblast (klo'ro-blast) [G. *chlōros*, yellowish green, + *blastos*, germ.] Erythroblast.

chlor'roform. Chloroformum. *ac'etone c.*, *chlore-tone*. **delayed c. pois'oning**, the occurrence of grave symptoms, usually ending in death, coming on in from a few hours to several days after chloroform anesthesia; it is assumed to be due to autointoxication resulting from hepatic inadequacy in cases of fatty liver, the suppression of function being aggravated by the shock and the presence of chloroform in the blood.

chlorofo'r'min. A toxin extracted from tubercle bacilli by means of chloroform.

chlor'roformism. The habit of chloroform inhalation and the symptoms caused thereby.

chlorofo'r'mum, **chlor'roform** (U.S. and Br.). Trichloromethane, methylene trichloride, $CHCl_3$, a heavy colorless liquid of sweetish taste and characteristic odor, prepared from alcohol or acetone by the action of chlorinated lime; employed by inhalation to produce general anesthesia, and internally as an anodyne, sedative, and antispasmodic in doses of $\pi\pi\frac{1}{2}$ -5 (0.2-0.3).

chlorogenine (klo-roj'en-ēn). Alstonine, an alkaloid, $C_{21}H_{21}N_2O_4$, from the bark of *Alstonia constricta*, Australian fever bark; antiperiodic, antipyretic, and tonic.

chlor'rol. Trade name of a liquid disinfectant, said to be an aqueous solution of mercuric chloride, sodium chloride, hydrochloric acid, and copper sulphate.

chlor'rolin. Trade name of a liquid disinfectant, said to contain monochlorophenol and trichlorophenol.

chlorolymp'hosarcoma (klo'ro-lim''fo-sar-ko'mah). A variety of chlorosarcoma.

chloro'ma [G. *chlōros*, green, + *ōma*]. A condition marked by the occurrence of multiple growths, often of a greenish or greenish yellow color, on the periosteum of the bones of the face or skull and occasionally on the vertebrae, associated with the presence in the blood of numbers of lymphocytes or myeloblasts; green cancer, chlorosarcoma.

chloromorphine (klo-ro-mor'fēn). A product occurring as an intermediate body in the conversion

of morphine into apomorphine; it is said to have a sedative action, but with a tendency to cause paralysis of the respiratory center.

chloromyeloma (klo-ro-mi-el-o'mah) [G. *chlōros*, green, + *myelos*, marrow, + *-ōma*.] Chloroma associated with multiple growths in the bone-marrow.

chloroper'cha. A solution of guttapercha in chloroform, used in dentistry as a protective varnish and for filling minute cavities.

chlorophane (klo'ro-fān) [G. *chlōros*, greenish yellow, + *phainō*, I show.] A greenish yellow pigment in the retina.

chlorophē'nol. One of several substitution products, obtained by the action of chlorine on phenol, employed as antiseptics; see *trichlorophenol*. *c. sal'icylate*, chlorosalol.

chlorophyll, **chlorophyll** [G. *chlōros*, yellowish green, + *phyllon*, leaf.] The green pigment of plants.

chloroplas'tid [G. *chlōros*, green, + *plastos*, formed.] A granule of chlorophyll.

chlorop'sia [G. *chlōros*, yellowish green, + *opsis*, eyesight.] Green vision, a condition in which all objects appear to be colored green.

chlorosal'ol. Chlorophenol salicylate, an external antiseptic.

chlorosarc'olymphadeny (klo'ro-sar''ko-limf-ad'en-i) [chlorosarcoma + lymphadenia.] Chlorolymphosarcoma.

chlorosarco'ma [G. *chlōros*, green, + *sarx*, flesh, + *-ōma*.] A sarcomatous variant of chloroma.

chlorosarc'omyeloma (klo'ro-sar''ko-mi-el-o'mah). A sarcomatous variant of chloromyeloma.

chloro'sis [G. *chlōros*, green.] A form of anemia, occurring chiefly in young girls; it is characterized by a marked reduction in the hemoglobin, out of proportion to the diminution in number of red blood-cells. **Egyptian c.**, ankylostomiasis, uncinariasis.

chlorostigma (klo-ros'tig-mah) [G. *chlōros*, green, + *stigma*, spot.] The plant *Chlorostigma stuckertianum*, growing in the Argentine Republic; employed as a galactagogue.

chlorot'ic. Relating to or suffering from chlorosis.

chlor'ous. Relating to chlorine; noting compounds of chlorine containing a larger proportion of the element than the chloric compounds. *c. acid*, HClO_2 , an acid forming chlorites with bases.

Chloroxylon swietenia (klo-roks'i-lon swe-te'ni-ah) [G. *chlōros*, green, + *xylon*, wood; van *Swieten*.] East Indian satinwood.

chloroxylonine (klo-rok-sil'o-nēn). A crystalline alkaloid, $\text{C}_{22}\text{H}_{23}\text{NO}_7$, derived from East Indian satinwood, *Chloroxylon swietenia*, locally irritating and often causing a dermatitis in workers in this wood.

chlo'rozone. Trade name of a disinfectant liquid.

chlorphē'nol. Chlorophenol.

chlor'um [L.] Chlorine. *c. solu'tum*, aqua* chlori, chlorine water.

chloryl (klo'ril). Trade name of an anesthetic mixture of ethyl and methyl chlorides.

$\text{C}_6\text{H}_5(\text{NH}_2)$. Aniline.

CH_3NO_2 . Carbamic acid.

$\text{C}_3\text{H}_5(\text{NO}_2)_3$. Trinitroglycerol, nitroglycerin, glonoin.

$\text{C}_5\text{H}_4\text{N}_2\text{O}_6$. Uric acid.

$\text{C}_5\text{H}_{11}\text{NO}_2$. Amyl nitrite.

$\text{C}_6\text{H}_5\text{NO}$. Acetanilide.

$\text{C}_6\text{H}_5\text{NO}_2$. Hippuric acid, $\text{CH}_3\text{NH}(\text{C}_6\text{H}_5\text{CO})\text{CO}\text{OH}$.

$\text{C}_6\text{H}_3(\text{NO}_2)_3\text{OH}$. Picric acid, trinitrophenol.

CH_2O . Formaldehyde, $\text{H}\cdot\text{CHO}$.

CH_2O_2 . Formic acid.

CH_3O . Methyl alcohol, wood alcohol.

$\text{C}_2\text{H}_2\text{O}_4$. Oxalic acid, $\text{COOH}\cdot\text{COOH}$.

$\text{C}_2\text{H}_4\text{O}_2$. Acetic acid, $\text{CH}_3\cdot\text{COOH}$.

$\text{C}_3\text{H}_8\text{O}$. Acetone, dimethyl ketone.

$\text{C}_3\text{H}_5\text{O}_3$. Lactic acid.

$\text{C}_3\text{H}_7\text{O}_2$. Glycerol, glycerin.

$\text{C}_4\text{H}_7\text{O}_5$. Crotonic acid.

$\text{C}_4\text{H}_5\text{O}_5$. Malic acid.

$\text{C}_4\text{H}_6\text{O}_6$. Tartaric acid.

$\text{C}_4\text{H}_8\text{O}_4$. Isobutyric acid.

$\text{C}_4\text{H}_7\text{O}_2$. Normal butyric acid.

$\text{C}_2\text{H}_{10}\text{O}$. Sulphuric ether.

$\text{C}_2\text{H}_{10}\text{O}_2$. Valerianic, or valeric, acid, $\text{C}_4\text{H}_9\cdot\text{COOH}$.

$\text{C}_2\text{H}_{13}\text{O}$. Amyl alcohol, fusel oil.

$\text{C}_6\text{H}_5\text{O}$. Carbolic acid, phenol.

$\text{C}_6\text{H}_7\text{O}_7$. Citric acid.

$\text{C}_6\text{H}_{10}\text{O}_5$. Cellulose, starch.

$\text{C}_6\text{H}_{12}\text{O}_6$. Grape sugar.

$\text{C}_6\text{H}_8\text{O}_7$. Meconic acid.

$\text{C}_7\text{H}_5\text{O}_2$. Benzoic acid, $\text{C}_6\text{H}_5\cdot\text{COOH}$.

$\text{C}_7\text{H}_7\text{O}_2$. Salicylic acid, $\text{C}_6\text{H}_4\cdot\text{COOH}$.

$\text{C}_7\text{H}_5\text{O}_3$. Gallic acid.

$\text{C}_{12}\text{H}_{22}\text{O}_{11}$. Cane sugar.

$\text{C}_{12}\text{H}_{10}\text{O}_6$. Tannic acid, gallotannic acid.

$\text{C}_{17}\text{H}_{15}\text{O}_6$. Chrysophanic acid.

$\text{C}_{17}\text{H}_{31}\text{O}_2$. Oleic acid.

$\text{C}_{17}\text{H}_{33}\text{O}_2$. Stearic acid, $\text{C}_{17}\text{H}_{35}\cdot\text{COOH}$.

choana, pl. *choanæ* (ko-a'nah) [L. from G. *choanē*, funnel.] An infundibulum; specifically [BNA] posterior naris, the opening into the nasopharynx of the nasal fossa on either side.

choanate (ko'an-āt). Having a funnel, i.e. with a ring or collar, noting the members of the *Choanoflagellata* and certain other protozoans.

Choanoflagellata (ko'an-o-flaj-el-a'tah) [G. *choanē*, a funnel.] A subclass of *Zoostigmophora*, the members of which present a ring or collar of protoplasm around the base of the flagellum.

choanoid (ko'an-oyd) [G. *choanē*, funnel, + *eidos*, resemblance.] Funnel-shaped, infundibuliform.

choc en retour (shok-on-rè-toor') [Fr. return shock.] 1. The falling of the fetus against the finger-tip in ballottement. 2. Infection of the mother from a syphilitic fetus.

choc'olate [Mex. *choco*, cacao, + *latl*, water.] A substance made by grinding the roasted seeds of cacao, or theobroma, and mixing with sugar, vanilla, cinnamon, or other flavor; also a beverage made by dissolving this in milk or water.

$\text{C}_2\text{H}_5\text{OH}$. Alcohol, ethyl alcohol.

$\text{C}_6\text{H}_5\text{OH}$. Carbolic acid, phenol.

$\text{C}_7\text{H}_7\text{OH}\cdot\text{COOH}$. Salicylic acid.

choke. To prevent respiration by compression or obstruction of the larynx or trachea. **thorac'ic c.** obstruction by a foreign body in the thoracic portion of the esophagus of the horse.

choke'damp. Carbonic dioxide or anhydride, CO_2 , **choked disc**. Papillitis, with excessive serous infiltration.

chokes. Caisson disease in which dyspnea and coughing are the most marked symptoms.

cholæmia. Cholemia.

cholagogic (kol-ā-goj'ik). Cholagogue (1).

cholagogue (kol-ā-gog) [G. *cholē*, bile, + *agōgus*, leading.] 1. Promoting the flow of bile. 2. An agent which increases the flow of bile.

cholalic (ko-lal'ik). Relating to bile. *c. acid*, cholic acid, a bile acid, $\text{C}_{24}\text{H}_{46}\text{O}_6$, found in the feces.

cholangitis (ko-lan-je-i'(e')tis). Cholangitis.

cholangiotomy (ko-lan-jī-ot'o-mī) [G. *cholē*, bile, + *angion*, vessel, + *stoma*, mouth.] The surgical formation of a fistula into a bile-duct.

cholangiotomy (ko-lan-jī-ot'o-mī) [G. *cholē*, bile

+ *angion*, vessel, + *tomē*, incision.] Incision into a bile-duct.

cholangitis (ko-lan-jī' (je')tis) [G. *cholē*, bile, + *angion*, vessel, + *-itis*.] Angiocholitis, inflammation of a bile-duct.

cholecyanin (ko-le-si'an-jin) [G. *cholē*, bile, + *kyanos*, blue.] A blue pigment derived from biliverdin; bilicyanin.

cholecyst, **cholecystis** (ko'le-sist; ko-le-sis'tis) [G. *cholē*, bile, + *kystis*, bladder.] Gall-bladder, vesica* fellea.

cholecystalgia (ko-le-sis-tal'ji-ah) [G. *cholē*, bile, + *kystis*, bladder, + *algos*, pain.] Biliary colic.

cholecystectasia (ko-lē-sis-tek-ta'zi-ah) [G. *cholē*, bile, + *kystis*, bladder, + *ektasis*, extension.] Dilatation of the gall-bladder.

cholecystectomy (ko-le-sis-tek'to-mī) [G. *cholē*, bile, + *kystis*, bladder, + *ektomē*, excision.] Surgical removal of the gall-bladder.

cholecystendysis (ko-le-sis-ten'di-sis) [G. *cholē*, bile, + *kystis*, bladder, + *endysis*, an entering in.] Ideal cholecystotomy, removal of a gallstone by incision into the gall-bladder, extraction of the calculus, and suture of the wound in the bladder and the abdominal wall.

cholecystenterorrhaphy (ko-le-sist-en-ter-or'ā-fi) [G. *cholē*, bile, + *kystis*, bladder, + *enteron*, intestine, + *rhaphe*, suture.] Suture of the gall-bladder to the intestinal wall.

cholecystenterostomy (ko-le-sist-en-ter-os'to-mī) [G. *cholē*, bile, + *kystis*, bladder, + *enteron*, intestine, + *stoma*, mouth.] Surgical formation of a direct communication between the gall-bladder and the intestine.

cholecytic (ko-le-sis'tik). Relating to the cholecyst, or gall-bladder.

cholecystitis (ko-le-sis-ti' (te')tis) [G. *cholē*, bile, + *kystis*, bladder, + *-itis*.] Inflammation of the gall-bladder.

cholecystocolostomy (ko-le-sis-to-ko-lōs'to-mī) [G. *cholē*, bile, + *kystis*, bladder, + *kōlon*, colon, + *stoma*, mouth.] Operative establishment of a communication between the gall-bladder and the colon.

cholecystocolotomy (ko-le-sis-to-ko-lōt'o-mī) [G. *cholē*, bile, + *kystis*, bladder, + *kōlon*, colon, + *tomē*, incision.] Incision into the gall-bladder and the colon.

cholecystoduodenostomy (ko-le-sis'to-du-o-de-nōs'to-mī) [G. *cholē*, bile, + *kystis*, bladder, + L. *duodenum* + G. *stoma*, mouth.] Operative establishment of a direct communication between the gall-bladder and the duodenum.

cholecystogastrostomy (ko-le-sis'to-gas-tros'to-mī) [G. *cholē*, bile, + *kystis*, bladder, + *gaster*, stomach, + *stoma*, mouth.] The establishment of a communication between the gall-bladder and the stomach.

cholecystoileostomy (ko-le-sis-to-il-e-os'to-mī) [G. *cholē*, bile, + *kystis*, bladder, + L. *ileum* + G. *stoma*, mouth.] The operative establishment of a communication between the gall-bladder and the ileum.

cholecystojejunostomy (ko-le-sis-to-je-ju-nōs'to-mī) [G. *cholē*, bile, + *kystis*, bladder, + L. *jejunum* + G. *stoma*, mouth.] The surgical establishment of a communication between the gall-bladder and the jejunum.

cholecystolithiasis (ko-le-sis-to-lith-i'ā-sis) [G. *cholē*, bile, + *kystis*, bladder, + *lithos*, stone.] Cholecytic calculus, the presence of one or more gallstones in the gall-bladder.

cholecystolithripsy (ko-le-sis-to-lith'o-trip-sī) [G. *cholē*, bile, + *kystis*, bladder, + *lithos*, stone, +

tripsis, a rubbing.] The crushing of a gallstone by manipulation of the unopened gall-bladder.

cholecystomy (ko-le-sis'to-mī). Cholecystotomy.

cholecystopexy (ko-le-sis'to-pek-sī) [G. *cholē*, bile, + *kystis*, bladder, + *pēxis*, fixation.] Suturing the gall-bladder to the abdominal wall.

cholecystorrhaphy (ko-le-sis-tor'ā-fi) [G. *cholē*, bile, + *kystis*, bladder, + *rhaphe*, sewing.] Suture of the incised or ruptured gall-bladder.

cholecystostomy (ko-le-sis-tōs'to-mī) [G. *cholē*, bile, + *kystis*, bladder, + *stoma*, mouth.] The surgical establishment of a fistula into the gall-bladder.

cholecystotomy (ko-le-sis-tōt'o-mī) [G. *cholē*, bile, + *kystis*, bladder, + *tomē*, incision.] Incision into the gall-bladder. *ide'al c.*, cholecystendysis.

choledoch (ko'le-dok). Choledochus. *c. duct*, ductus choledochus.

choledochectasia (ko-led-o-kek-ta'zi-ah) [G. *chole-dochos*, common bile-duct, + *ektasis*, extension.] Dilatation of the common bile-duct.

choledochectomy (ko-led-o-kek'to-mī) [G. *chole-dochos*, common bile-duct, + *ektomē*, excision.] Surgical removal of a portion of the common bile-duct.

choledochendysis (ko-le-dok-en'di-sis) [G. *cholē*, bile, + *dochos*, containing, + *endysis*, an entering in.] Ideal choledochotomy; removal of a gallstone from the common bile-duct by incision, extraction of the stone, and immediate suture of the duct.

choledochitis (ko-led-o-kī' (ke')tis) [G. *choledochos*, common bile-duct, + *-itis*.] Inflammation of the common bile-duct.

choledochoduodenostomy (ko-led-o-ko-du-o-de-nōs'to-mī) [G. *choledochos*, common bile-duct, + L. *duodenum* + G. *stoma*, mouth.] Surgical formation of a communication, other than the natural one, between the common bile-duct and the duodenum.

choledochenterostomy (ko-led'o-ko-en-ter-os'to-mī) [G. *choledochos*, common bile-duct, + *enteron*, intestine, + *stoma*, mouth.] Surgical establishment of a communication, other than the natural one, between the common bile-duct and any part of the intestine.

choledocholithiasis (ko-led-o-ko-lith-i'ā-sis) [G. *choledochos*, common bile-duct, + *lithos*, stone.] The presence of a gallstone in the common bile-duct.

choledocholithotomy (ko-led-o-ko-li-thōt'o-mī) [G. *choledochos*, common bile-duct, + *lithos*, stone, + *tomē*, incision.] Incision of the common bile-duct for the extraction of an impacted gallstone.

choledocholithotripsy (ko-led-o-ko-lith'o-trip-sī) [G. *choledochos*, common bile-duct, + *lithos*, stone, + *tripsis*, rubbing.] Crushing of a gallstone in the common duct by manipulation without opening of the duct.

choledochoplasty (ko-led'o-ko-plas'tī) A plastic operation on the common bile-duct.

choledochostomy (ko-led-o-kōs'to-mī) [G. *chole-dochos*, common bile-duct, + *stoma*, mouth.] The surgical establishment of a fistula into the common bile-duct.

choledochotomy (ko-led-o-kōt'o-mī) [G. *choledochos*, common bile-duct, + *tomē*, incision.] Incision into the common bile-duct. *ide'al c.*, choledochendysis.

choledochus (ko-led'o-kus). Containing or conveying bile.

choledochus (ko-led'o-kus) [G. *cholē*, bile, + *dochos*, containing; *dechomai*, I receive.] The common bile-duct, ductus choledochus.

cholehemia, cholehemia (ko-le-he'mī-ah) [G. *cholē*, bile, + *haima*, blood.] Cholemia.

choleic (ko-le'ik). Cholic.

cholelith (ko'le-lith) [G. *cholē*, bile, + *lithos*, stone.] Gallstone, biliary calculus, a concretion of inspissated bile.

cholelithiasis (ko-le-lith-i'a-sis) [G. *cholē*, bile, + *lithos*, stone.] Gallstone, biliary calculus; a condition in which concretions are present in the gall-bladder or bile-ducts.

cholelithotomy (ko-le-lith-ot'o-mī) [G. *cholē*, bile, + *lithos*, stone, + *tomē*, incision.] Operative removal of a gallstone.

cholelithotripsy (ko-le-lith-ot'-trip-sī) [G. *cholē*, bile, + *lithos*, stone, + *tripsis*, a rubbing.] The crushing of a gallstone.

cholelithotripsy (ko-le-lith-ot'-tri-tī) [G. *cholē*, bile, + *lithos*, stone, + L. *tritius*, from *terere*, to rub.] Cholelithotripsy.

cholemia, cholemia (ko-le'mī-ah). The presence of bile salts in the circulating blood.

cholepyrrhin (ko-le-pir'in) [G. *cholē*, bile, + *pyrrhos*, flame-colored.] Impure bilirubin, biliphein.

cholera (kol'e-rah) [G. *cholē*, bile, + *rheō*, I flow; or Heb. *choli-ra*, bad disease (?).] An acute epidemic infectious disease caused by a specific germ, *Spirillum cholera asiatica*; it is marked clinically by a profuse watery diarrhea, muscular cramps, vomiting, and collapse. It is called also *Asiatic* or *Indian cholera*, *epidemic c.*, *malignant c.*, *algid c.*, *asphyctic c.*, and *pestilential c.* *bilious c.*, (1) *c. morbus*; (2) a mild form of Asiatic *c.* *chick'en c.*, fatal specific diarrhea of fowls. *c. infantum*, a disease of infants, characterized by vomiting, profuse watery diarrhea, fever, great prostration, and collapse. *c. morbus*, an acute gastroenteritis, marked by severe colic, vomiting, and watery stools, occurring in hot weather. *c. nostras*, *c. morbus*. *c. sic'ca* [L. dry], a malignant form in which death occurs from toxemia before diarrhea has begun. *Europe'an c.*, *c. morbus*. *hog c.*, a specific contagious disease of swine marked by inflammation of the lungs and of the intestine; swine plague, pneumoenteritis, erysipelas malignum. *sim'ple c.*, *bilious c.* (2). *sporad'ic c.*, *c. morbus*. *sum'mer c.*, *c. morbus*. *win'ter c.*, an epidemic diarrhea occurring in the winter season.

choleraic (kol-ē-ra'ik). Relating to cholera.

chol'era-red reac'tion. Upon adding 3 or 4 drops of sulphuric acid (concentrated, chemically pure) to an eighteen-hour-old bouillon or peptone culture of the cholera vibrio, a color from rose-pink to claret is produced.

choleriform (kol'er-i-form) [L. *forma*, form.] Resembling cholera, choleroid.

cholerigenous (kol'er-i-j'en-us) [*cholera* + G. *gennao*, I produce.] Causing or engendering cholera.

cholerine (kol'er-ēn). A mild form of cholera, bilious cholera; it is common during epidemics of Asiatic cholera, but it is not determined whether it is simple cholera morbus, or the true epidemic disease in mild form.

cholerization (kol'er-i-za'shun). Inoculation with cholera as a prophylactic measure.

choleroid (kol'er-oyd) [G. *eidos*, resemblance.] Resembling cholera, choleriform.

cholerophobia (kol'er-o-f'o'bi-ah) [G. *phobos*, fever.] A morbid fear of acquiring cholera.

cholerithrin (kol'er'e-thrin) [G. *erythros*, red.] Cholera-red.

cholesteatoma, pl. *cholesteatomata* (kol-es-te-ā-to'-mah) [G. *cholē*, bile, + *steat* (*stear*), fat, + *-ōma*.] A growth consisting of small, pearly nodules,

usually springing from the cerebral meninges, formed of concentric layers of endothelial or epithelial cells, often surrounding a core of cholesterol crystals and fat globules.

cholesteremia, cholesteremia (ko-les-ter-e'mī-ah) [G. *haima*, blood.] The presence of cholesterol in the blood.

cholesterilin (ko-les'ter-il-in). One of a number of isomeric hydrocarbons resulting from the splitting up of cholesterol in the presence of concentrated sulphuric acid.

cholesterin (ko-les'ter-in) [G. *cholē*, bile, + *stereos*, solid.] A monatomic alcohol, $C_{27}H_{48}OH$, occurring in the form of square scaly crystals with a notched corner, having an unctuous feel; it is found chiefly in the bile, forming the greater part of gallstones, and also in the brain, in the seeds of plants, in yolk of egg, and elsewhere. *c. cleft*, see under *cleft*.

cholesterinuria (ko-les-ter-in-u'rī-ah) [*cholesterin* + G. *ouron*, urine.] The passage of cholesterol in the urine.

cholesterol (ko-les'ter-ol). Cholesterol.

choletelin (ko-let'el-in) [G. *cholē*, bile, + *telos*, end.] Bilixanthin.

choletherapy (ko-le-ther'a-pī) [G. *cholē*, bile, + *therapeia*, treatment.] Treatment of disease by the use of oxgall.

choleuria (ko-le-u'rī-ah). Choloria.

cholever'din. Biliverdin.

cholic (kol'ik). Relating to the bile. *c. acid*, cholic* acid.

choline (kol'ēn) [G. *cholē*, bile.] A ptomaine occurring in the form of a thick syrupy liquid; it is found in bile, yolk of eggs, fungi, and other substances, and in the cerebrospinal fluid in certain nervous diseases. It is only slightly toxic.

cholochrome (kol'o-krōm) [G. *cholē*, bile, + *chrōma*, color.] Bile pigment.

chologestlin (kol-o-jes'tin). Trade name of a preparation said to contain sodium glycocholate, sodium salicylate, pancreatin, and sodium bicarbonate, in solution; recommended as a chologogue in doses of 34 (16.0).

chololith (kol'o-lith) [G. *cholē*, bile, + *lithos*, stone.] Gallstone, biliary calculus, cholelith.

chololithiasis (kol'o-lith-i'as-is). Cholelithiasis.

chololithic (kol'o-lith'ic). Relating in any way to gallstones.

choloplasia (kol-o-pla'nī-ah) [G. *cholē*, bile, + *planē*, a wandering.] The presence of bile salts in the blood or tissues.

cholorrhea, cholorrhœa (kol-or-re'ah) [G. *cholē*, bile, + *rhoia*, a flow.] An excessive secretion of bile.

choloria (kō-lu'rī-ah) [G. *cholē*, bile, + *ouron*, urine.] The presence of bile salts in the urine.

$C_1H_5O_2N_2As_2$. Dioxydiamidoarsenobenz. I, the Ehrlich-Hata preparation, No. 606, salvarsan.

chondral (kon'dral) [G. *chondros*, cartilage.] Relating to cartilage.

chondralgia (kon-dral'ji-ah) [G. *chondros*, cartilage, + *algos*, pain.] Pain in or about a cartilage; chondrodynia.

chondrectomy (kon-drek'to-mī) [G. *chondros*, cartilage, + *ektomē*, excision.] Excision of a cartilage.

chondrification (kon-dri-fi-ka'shun) [G. *chondros*, cartilage, + L. *facere*, to make.] Conversion into cartilage.

chondrify (kon'dri-fi). To become cartilaginous.

chondrigen (kon'dri-jen). Chondrogen, the special basal substance of cartilage which is converted into chondrin by boiling.

chondrin (kon'drin). A gelatin-like substance

obtained from cartilage by boiling. *c. ball*, one of the globular masses formed by a group of cells inclosed in a capsule, in hyaline cartilage.

chondriomite (kon'dre-o-mite) [G. *chondros*, cartilage, + *mitos*, thread.] One of the chains of mitochondria formed in the process of maturation of the oocyte.

chondritis (kon-dri'(dre')tis). Inflammation of cartilage.

chondroblast (kon'dro-blast) [G. *chondros*, cartilage, + *blastos*, germ.] A cell of the primitive cartilage tissue in the embryo.

chondrocarcinoma (kon'dro-kar-se-no'mah). A carcinoma containing cartilaginous tissue.

chondroclast (kon'dro-klast) [*chondros*, cartilage, + *klasios*, broken in pieces.] A cell concerned in the absorption of cartilage.

chondroconia (kon-dro-ko'n-l-ah) [G. *chondros*, cartilage, + *konis*, dust.] Schridde granules, mitochondria (3), reddish granules occurring in myelocytes, said to differ from the granules of lymphocytes and large uninuclear leucocytes.

chondrocostal (kon-dro-kos'tal) [G. *chondros*, cartilage, + L. *costa*, rib.] Relating to the costal cartilages.

chondrocranium (kon-dro-kra'n-l-um) [G. *chondros*, cartilage, + *kranion*, skull.] A cartilaginous skull; the embryonic skull before ossification.

chondrocyte (kon'dro-sit) [G. *chondros*, cartilage, + *kytos*, cell.] A cartilage cell.

chondrodendron (kon-dro-den'dron) [G. *chondros*, cartilage, + *dendron*, tree.] A genus of South American trees, of which the species *C. tomentosa* furnishes pareira.

chondrodynia (kon-dro-din't-ah) [G. *chondros*, cartilage, + *odyne*, pain.] Chondralgia, pain in or around a cartilage.

chondrodystrophia (kon-dro-dis-tro'fi-ah) [G. *chondros*, cartilage, + *dys*, bad, + *trophē*, nourishment.] Chondrodystrophy, achondroplasia.*

chondrodystrophy (kon-dro-dis'tro-fe) [G. *chondros*, cartilage, + *dys*, difficult, + *trophē*, nourishment.] Achondroplasia, a disturbance in the normal process of ossification in cartilage, dating from intrauterine life, resulting in arrested growth of the long bones and a condition of stocky dwarfism; the head is large, the nates and abdomen are prominent, the fingers are divergent (see cut under *trident* hand*), and the extremities are disproportionately short in comparison with the torso. *hyperplas'tic c.*, a form in which there is an extreme outgrowth of the epiphyses with corresponding distortion of the joints. *hypoplas'tic c.*, a form in which the shafts of the long bones are composed of spongy bone with irregular Haversian systems, the marrow cavity is not in the center of the shaft, the ends of the diaphysis are cup-shaped, and the epiphyses are irregular in shape and in time and character of ossification.

chondrofibroma (kon-dro-fi-bro'mah). A mixed tumor with elements of fibroma and chondroma.

chondroform (kon'dro-form). Trade name of an antiseptic lubricant made from seaweed.

chondrogen (kon'dro-jen). Chondrigen, the special cement substance of cartilage which on boiling yields chondrin.

chondrogenesis (kon-dro-jen'e-sis) [G. *chondros*, cartilage, + *genesis*, origin.] The formation of cartilage.

chondroglossus (kon-dro-glos'us) [G. *chondros*, cartilage, + *glossa*, tongue.] See *musculus chondroglossus*.

chondroglucose (kon'dro-glu'kōs). A glucose ob-

tained from cartilage by boiling in water containing a small proportion of a mineral acid.

chondrography (kon-drog'rā-fi) [G. *chondros*, cartilage, + *graphō*, I write.] A description of, or a treatise on, cartilage and the cartilages of the body.

chondroid (kon'droyd) [G. *chondros*, cartilage, + *eidos*, resemblance.] 1. Resembling cartilage. 2. Cartilaginous.

chondroitic acid (kon-dro-it'ik). A substance existing in combination with a protein in chondromucoid.

chondrology (kon-drol'o-jī) [G. *chondros*, cartilage + *-logia*.] Science in relation to cartilage and the cartilages.

chondroma, pl. *chondro'mata* (kon-dro'mah) [G. *chondros*, cartilage, + *-oma*.] A tumor formed of one of the varieties of cartilage; enchondroma. *c. sarcomato'sum*, chondrosarcoma.

chondromalacia (kon-dro-mal-a'si-ah) [G. *chondros*, cartilage, + *malakia*, softness.] Softening of any cartilage. *c. feta'lis*, an intrauterine form of chondrodystrophy in which the fetus is born dead with soft pliable limbs.

chondromatous (kon-dro-mā-tus). Relating to a chondroma or cartilage tumor.

chondromitome (kon-drom'i-tōm) [G. *chondros*, cartilage, + *mitos*, thread.] Paraneucleus.

chondromucoid (kon-dro-mu'koyd) [G. *chondros*, cartilage, + L. *mucus* + G. *eidos*, resemblance.] A substance in cartilaginous tissue consisting of a compound of chondroitic acid with an albuminate.

chondromyoma (kon-dro-mi-o'mah). A mixed tumor with elements of chondroma and myoma.

chondromyxoma (kon-dro-miks-o'mah). A mixed tumor containing elements of chondroma and myxoma.

chondropharyngeus (kon-dro-far-in-je'us) [G. *chondros*, cartilage, + *pharynx*.] See *musculus chondropharyngeus*.

chondrophyte (kon'dro-fit) [G. *chondros*, cartilage, + *phyton*, a growth.] A growth springing from articular cartilage.

chondroplast (kon'dro-plast) [G. *chondros*, cartilage, + *plastos*, formed.] Chondroblast.

chondroporesis (kon-dro-po-ro'sis) [G. *chondros*, cartilage, + *poros*, a passage.] A porous condition of cartilage, either normal (in the process of ossification) or pathological.

chondroprotein (kon-dro-pro'te-in). A protein occurring normally in cartilage, such as chondromucoid, chondrogen, etc.

chondrosarcoma (kon-dro-sar-ko'mah), pl. *chondrosarco'mata*, *chondrosarco'mas*. A mixed chondroma and sarcoma; a cartilaginous tumor containing many imperfectly differentiated, vegetative, or embryonic cells; chondroma sarcomatosum.

chondrosis (kon-dro'sis). The formation of cartilage.

chondrosome (kon'dro-sōm) [G. *chondros*, cartilage, + *sōma*, body.] A readily stainable cell granule which tends to form fibrillæ; mitochondria (1).

chondrosteral (kon-dro-ster'al). Relating to a sternal cartilage, chondroxiphoid; relating to the costal cartilages and the sternum.

chondrotome (kon'dro-tōm) [G. *chondros*, cartilage, + *tomē*, cutting.] Cartilage knife; a very strong scalpel-shaped knife, used in cutting cartilage.

chondrotomy (kon-drot'o-mī) [G. *chondros*, cartilage, + *tomē*, a cutting.] 1. The branch of anatomy treating of the cartilages. 2. Division of a cartilage.

chondroxiphoid (kon-dro-zí'foyed). Relating to the xiphoid or ensiform cartilage.

chondrus (kon'drus) [G. *chondros*, gristle.] 1. Cartilage. 2. A genus of seaweeds. 3. (U.S.) Irish moss, carrageen, pig-wrack, pearl moss; the plant *Chondrus crispus* or *Fucus crispus*; demulcent, in chronic respiratory and intestinal affections, in doses of 3 i-2 (30.0-60.0) of an infusion of 3 i-1 to the pint.

Chopart's amputation (sho-par') [François *Chopart*, Paris surgeon, 1743-1795.] Disarticulation at the midtarsal joint, leaving only the astragalus and calcaneum, with the soft parts of the sole of the foot to cover the stump; see cut under *amputation*. C.'s joint, the midtarsal joint between the astragalus and calcaneum on one side and the cuboid and navicular bones on the other.

chord. See *cord*.

chorda, pl. *chor'da* (kor'da) [L. a string, cord.] 1. A tendon. 2. A tendinous or string-like structure. c. *dorsal'is*, (1) the notochord; (2) the spinal cord. c. *magna*, tendo Achillis, tendo* calcaneus. c. *obli'qua* [BNA], oblique cord, oblique or round ligament of the elbow-joint, a slender band extending from the outer part of the coronoid process of the ulna downward and outward to the radius immediately below the bicipital tuberosity. c. *spermat'ica*, spermatic cord, funiculus* spermaticus. c. *spinal'is*, spinal cord, medulla* spinalis [BNA]. c. *tendin'ea*, pl. *chor'da tendin'ea* one of several fine tendinous cords stretching between the walls of the ventricles, often from the apices of the papillary muscles, and the ventricular surfaces of the cusps of the auriculoventricular valves. c. *transver'sa*, c. *obliqua*. c. *tym'pani*, cord of the tympanum, see under *nervus*. c. *umbilical'is*, umbilical cord. c. *vertebra'lis*, notochord. c. *vocal'is*, pl. *chor'da vocal'es*, vocal cord, plica* vocalis. c. *Willis'i*, Willis's* cord.

chordal (kor'dal). Relating to any chorda or cord, especially to the notochord.

chordee (kor-de') [Fr. *cordée*.] A painful erection of the penis in gonorrhea, the member being curved through lack of distensibility of the corpus cavernosum urethrae.

chorditis (kor-di'('de')tis) [G. *chordē*, cord, + *-itis*.] Inflammation of a cord, usually a vocal cord, sometimes a spermatic cord. c. *nodosa*, c. *tuberosa*. c. *tubero'sa*, singer's nodes, vocal nodules, trachoma of the vocal bands; a condition marked by the formation of one or more nodules on one or both vocal cords. c. *vocal'is*, inflammation of the vocal cords. c. *vocal'is infe'rior*, chronic subglottic laryngitis, an inflammation limited mainly to the under surface of the vocal cords and adjacent parts.

chordoma (kor-do'mah), pl. *chor'do'mata*, *chor'do'mas* [(*noto*)*chord* + *-oma*.] A small tumor situated at the sphenoccipital synchondrosis or, rarely, at one of the intervertebral discs, composed of notochordal tissue.

chordoskeleton (kor-do-skel'e-ton). The part of the skeleton in the embryo, in relation with the notochord.

chorea (ko-re'ah) [G. *choreia*, a choral dance.] A disorder, usually of childhood, characterized by irregular, spasmodic, involuntary movements of the limbs or facial muscles; when used without qualification the term usually refers to Sydenham's c., or St. Vitus's dance. **button-maker's c.**, ataxic movements of the hand and arm, a professional neurosis in button makers. c. *festi'nans* [L. *festinare*, to hasten], procursive c. c.

inssa'niens, a severe form of c. marked by the occurrence of delirium, chiefly at night. c. *ma'jor*, a spasmodic attack occurring in major hysteria. *dan'cing c.*, (1) procursive c.; (2) choreomania. *elec'tric c.*, (1) Dubini's disease, a progressively fatal spasmodic disorder, possibly of malarial origin, occurring chiefly in Italy; (2) Bergeron's chorea, electrolepsy, a disorder of benign course, marked by the sudden appearance of rhythmical spasms without obvious cause; (3) a severe form of Sydenham's c., in which the spasms are rapid and of a specially jerky character. *epidem'ic c.*, choreomania. *habit c.*, tic, the frequent involuntary repetition of the same movement. *hered'itary c.*, Huntington's c., a chronic disorder, beginning usually between the ages of 30 and 50 years, characterized by choreic movements in the face and extremities accompanied by a gradual loss of the mental faculties ending in dementia; it is hereditary and is due to chronic meningitis with degeneration in the cortical cells of the brain. *mani'acal c.*, c. *insaniens*. *laryn'geal c.*, a spasmodic tic involving the muscles, resulting in an explosive manner of talking. *paralyt'ic c.*, a form in which there is weakness or paresis of one side of the body, or perhaps of one arm only, with slight jerking movements. *post-hemipleg'ic c.*, athetosis. *procu'sive c.*, a form in which the child whirls around, runs forward, or exercises a sort of rhythmical dancing movement. *se'nile c.*, a disorder resembling Sydenham's c., not associated with rheumatism or cardiac disease, occurring in the aged.

choreal (ko-re'al). Relating to chorea.

choreic (ko-re'ik). Relating to or of the nature of chorea.

choreiform (ko-re'i'-form) [L. *forma*, form.] Resembling chorea, choreoid.

choreoathetoid (ko're-o-ath'e-toyd). Pertaining to, of the nature of, or resembling both chorea and athetosis.

choreoid (ko're-oyd) [G. *eidos*, resemblance.] Choreiform, resembling chorea.

choreomania (ko-re-o-ma'ni-ah). Epidemic chorea, choromania, the dancing mania of the middle ages.

choriocapillaris (ko'ri-o-kap-i-la'ris). The middle layer of the chorioid coat of the eye, lamina* choriocapillaris.

choriocarcinoma (ko'ri-o-kar-si-no'mah). Chorioma malignum.

choriocyte (ko'ri-o-sēl) [G. *kōlē*, hernia.] A bulging of the chorioid coat of the eye through a defect in the sclera.

chorioepithelioma (ko're-o-ep-i-the-li-o'mah). Deciduoma malignum, chorioma* malignum.

chorioid (ko-ri-oyd). Chorioid. 1. Resembling the chorion, the corium, or any membrane. 2. The middle coat of the eyeball, chorioides. *Chorioid* is the correct form, but *choroid* is in more common use. c. *plex'us*, a vascular fringe or infolding of the metatela in one of the ventricles of the brain; there are four pairs of chorioid plexuses: of the third ventricle (*diaplexus*), of the fourth ventricle (*metaplexus*), and of the lateral ventricles (*paraplexus*).

chorioides (ko-re-o-id'e-ah) [L. *chorioides* (from G. *chorioides*, skin-like), sc. *tunica*, coat.] Chorioid, choroid, the middle, vascular tunic of the eye lying between the retina and the sclera extending as far forward as the ora serrata of the former.

chorioiditis (ko-re-oy-di'('de')tis). Inflammation of

the vascular tunic of the eye or chorioid membrane. *areolar c.*, a form in which the inflammation spreads concentrically from the region of the macula lutea. *central c.*, inflammation of the c. with exudation limited chiefly to the macula. *c. serosa*, glaucoma. *diffuse c.*, disseminated c. *disseminated c.*, inflammation of the chorioid in which there are numerous spots of exudation scattered over the fundus. *myopic c.*, chronic inflammation of the sclerotic and chorioid with posterior staphyloma, caused by eyestrain due to the uncorrected myopia.

chorioidocyclitis (ko-rí-oy'-do-si-kli'(kle'tis). Inflammation of the chorioid coat and the ciliary body.

chorioidiritis (ko-rí-oy'-do-i-ri'(re'tis). Inflammation of the chorioid coat and the iris.

chorioidoretinitis (ko-re-oy'-do-ret-in-i'(e'tis). Retinochorioiditis, chorioretinitis.*

chorioma, pl. *chorio'mata* (ko-re-o'mah). Deciduoma, syncytioma; a tumor of the chorion. *c. benignum*, benign c., fibroma chorii, myxoma chorii, mole. *c. malignum*, deciduoma malignum, syncytioma malignum, chorioepithelioma; a tumor, formed of cells from the syncytium and chorion, developed at the site of the placenta in the pregnant or puerperal uterus, occurring most frequently after abortion.

chorion (ko-rí-on) [G. *chorion*, a skin.] The outermost of the fetal envelopes derived from the ovum. *c. frondosum* [leafy c.], the part of the chorion where the villi persist, forming the fetal part of the placenta. *c. læve* [smooth c.], the portion of the c. from which the villi have disappeared. *primitive c.*, the zona pellucida in the stage of developing villi. *shaggy c.*, *c. frondosum*. *smooth c.*, *c. læve*.

chorioepithelioma (ko-rí-on-ep-l-the-lí-o'mah). Chorioma malignum.

chorionic (ko-rí-on'ík). Relating to the chorion. *c. villi*, vascular projections from the chorion formed by the indentation of the trophoblast by buds from the mesoderm.

chorionin (ko-rí-on-in). An organic extract from the placenta of the sheep, having alleged galactogenic properties.

chorionitis (ko-rí-on-i'(e'tis) [G. *chorion*, corium, after-birth, + *-itis*.] 1. Inflammation of the corium or true skin. 2. Inflammation of the chorion, placentitis.

Chorioptes (ko-rí-op'téz) [G. *chorion*, membrane, + *optikos*, optic.] A genus of mites. *c. bovis*, a species causing mange in cattle.

chorioretinal (ko-rí-o-ret'in-al). Relating to the chorioid coat of the eye and the retina.

chorioretinitis (ko-rí-o-ret-in-i'(e'tis). Inflammation of the chorioid and retina, retinochorioiditis.

choripetalous (ko-rí-pet'al-us) [G. *chôris*, asunder, + *petalon*, petal.] Polypetalous.

choriphylous (ko-rí-fil'us) [G. *chôris*, asunder, + *phylon*, leaf.] Polyphyllous.

chorisepalous (ko-rí-sep'al-us) [G. *chôris*, asunder, + *L. sepalum*, sepal.] Polysepalous.

choris (ko-rí-sis) [G. a separation.] In botany, the development of two or more stamens or other parts where there is normally but one.

chorista (ko-rí'stah) [G. *chôristos*, separated.] An error of development marked by separation or misplacement of anlage.

choristoblastoma (ko-ris-to-blas-to'mah) [*choristoma* - *blastoma*.] An autonomous neoplastic growth starting from a choristoma.

choristoma (ko-ris-to'mah) [G. *chôristos*, separated,

+ *-ôma*.] A neoplasm due to hyperplasia of an aberrant anlage or primordium.

choroid (ko'royd). Chorioid. *c. plexus*, chorioid* plexus.

choroidal (ko-roy'dal). Chorioid, relating to the chorioid, or chorioid, coat of the eye. *c. fissure*, a cleft in the secondary optic vesicle in the embryo.

choroideremia (ko-roy-der-e'mí-ah) [*choroid* (*chorioid*) + G. *erêmia*, absence.] Absence of the chorioid coat of the eye.

choroiditis (ko-roy-di'(de'tis). Chorioiditis.

choroidoretinitis (ko-roy'-do-ret-in-i'(e'tis). Chorioretinitis.

chorology (ko-rol'o-jí) [G. *chôros*, place, country, + *-logia*.] The branch of science which treats of the geographical and topographical distribution of plants and animals.

choromania (ko-ro-ma'ní-ah) [G. *choros*, dance, + *mania*, frenzy.] Choreomania, dancing mania.

Christison's formula [Sir Robert Christison, Scotch physician, 1797-1882.] To know the amount of solids per 1000 parts of urine, multiply the last two figures of the specific gravity by 2.33; same as Haeser's formula.

chro'atol. Terpin iodohydrate, C₁₀H₁₆(HI)₂; occurs in greenish yellow crystalline masses; employed externally, in powder or ointment, in the treatment of psoriasis.

chromaffin (kro'maf-in) [*chrom*(ic salts) + L. *affinis*, akin.] Giving a brownish yellow reaction with chromic salts; noting certain cells in the medulla of the adrenal bodies. *c. bodies*, paraganglia, small, independent, encapsulated collections of c. tissue. *c. cells*, homogeneous pigment cells, of sympathetic histogenesis, staining a yellow or yellowish brown in the presence of chromic salts; they occur in larger or smaller groups along the sympathetic nerves, in various organs (in the form of paraganglia), and in the adrenal medulla. *c. hormone*, epinephrine, adrenaline. *c. tissue*, a cellular tissue, vascular and well supplied with nerves, made up chiefly of c. cells; it is found abundantly in the medulla of the adrenals and, in smaller collections (*c. bodies*, *paraganglia*), in the carotic and coccygeal glands and elsewhere.

chro'mate. A salt of chromic acid.

chromatolopia (kro'mat-é-lop'sí-ah) [G. *chrôma*, color, + *aielês*, incomplete, + *opsis*, vision.] A more or less pronounced degree of color-blindness; chromatodysoopia.

chromat'ic [G. *chrômatikos*.] Relating to color.

chromatin (kro'mă-tin) [G. *chrôma*, color.] The portion of the nucleus of a cell which is readily stained by dyes; distinguished from the non-stainable portion, or achromatin. *distributed or extranuclear c.*, chromidia.

chromatinolysis (kro-mă-tin-ol'i-sis) [G. *lysis*, solution.] Chromatolysis (1).

chromatinorrhexis (kro'mă-tin-or-rek'sis) [G. *rhêxis*, rupture.] Fragmentation of the chromatin.

chromatism (kro'mă-tizm) [G. *chrôma*, color.] 1. Abnormal pigmentation. 2. Chromatic aberration.

chro'matize. To mix with a chromate.

chromatocinesis, **chromatokinesis** (kro'mă-to-sin(kin)-e'sis) [G. *kinêsis*, movement.] Rearrangement of the chromatin into various forms.

chro'matodermato'sis [G. *chrôma*, color, + *derma*, skin.] A disease of the skin accompanied by pigmentation.

chromatodysoopia (kro'mă-to-dis-o'pí-ah) [G. *chrôma*, color, + *dys-*, bad, + *ops*, eye.] Chromatolopia.

chromatogenous (kro-mă-toj'en-us) [G. *chrōma*, color, + *gennaō*, I produce.] Producing color, causing pigmentation.

chromatolysis (kro-mă-to'l'i-sis) [*chromatin* + G. *lysis*, solution.] 1. Destruction of the chromatin, or at least loss of its affinity for the basic dyes, in cloudy swelling and other forms of cellular degeneration; caryolysis, nuclear solution, hypochromatosis. 2. Lysis of the body of a bacterial or other cell, leaving the empty cell membrane.

chromatolysm. Atrophy or shrinkage of Niessl's chromatophiles occurring in old age.

chromatolytic. Relating to chromatolysis.

chromatometer [G. *chrōma*, color, + *metron*, measure.] A scale of various shades of color, used for determining the color or depth of color of a liquid or other substance.

chromatopathy [G. *chrōma*, color, + *pathos*, suffering.] Chromatodermatosis.

chromatophagous (kro-mă-tof'a-gus) [G. *chrōma*, color, + *phagō*, I eat.] Removing pigment, noting certain microorganisms which cause a loss of pigment.

chromatophil, **chromatophile**, **chromatophilic**, **chromatophilous**. Same as *chromophil*, etc.

chromatophilic. Chromophilia.

chromatophobia [G. *chrōma*, color, + *phobos*, fear.] Chromophobia.

chromatophore (kro'mă-to-fōr) [G. *chrōma* (*chrōmat-*), color, + *phorō*, I carry.] 1. A colored plastid, due to the presence of chlorophyll, found in certain forms of protozoa. 2. A pigment-bearing cell found chiefly in the skin, mucous membrane, and chorioid coat of the eye, and also in melanomas.

chromatophoroma, pl. *chromatophoromata* (kro-mat-o-for-o'mah) [*chromatophore* + G. *-ōma*] A circumscribed overgrowth of the pigment-bearing cells of the skin or chorioid coat of the eye; melanoma.

chromatopsia (kro-mă-top'st-ah) [G. *chrōma*, color, + *opsis*, vision.] Colored vision, a condition in which all objects appear abnormally colored.

chromatometry (kro-mat-op-tom'e-trī) [G. *chrōma* (*chrōmat-*), color, + *optikos*, referring to vision, + *metron*, measure.] Measurement of the degree of color perception.

chromatosis [G. *chrōma*, color.] 1. Chromatodermatosis. 2. Pigmentation.

chromaturia (kro-mă-tu'ri-ah) [G. *chrōma* (*chrōmat-*), color, + *ouron*, urine.] Abnormal coloration of the urine.

chrome-red. Basic lead chromate, PbCrO_4 , PbO .

chromesthesia, **chromæsthesia** (kro-mes-the'zī-ah) [G. *chrōma*, color, + *aisthēsis*, sensation.] 1. The color sense. 2. A condition in which another sensation, such as taste or smell, is excited by the perception of color.

chrome-yellow. Lead chromate, PbCrO_4 .

chromhidrosis. Chromidrosis.

chromic acid. Chromi* trioxidum.

chromicize. To mix with a chromium salt.

chromidia [G. *chrōma*, color.] Chromatin masses outside of the nucleus, found in certain forms of protozoa; especially *triphochromidia*, or non-germinal chromatin, as distinguished from *idiochromidia*.

chromidial. Relating to chromidia. c. **apparatus**, the aggregate of extranuclear network, irregular strands, and masses of chromatin-staining material permeating the protoplasm of the cell. c. **net**, a reticulum of chromatin-staining material in the protoplasm.

chromidiosis (kro-mid-i-a'shun). Chromidiosis.

chromidiosis [*chromidium* + *-osis*] An outpouring

of nuclear substance and chromatin into the cell protoplasm.

chromidium (kro-mid'i-um) [G. *chrōma*, color, + *-idion*, a diminutive termination.] 1. The central chromatic structure of the blood-platelet. See the plural, *chromidia*.

chromidrosis (kro-mi-dro'sis) [G. *chrōma*, color, + *-idion*, a diminutive termination.] 1. The central chromatic structure of the blood-platelet. 2. See the plural, *chromidia*.

chromiole (kro'mi-ol) One of a number of minute granules of chromatin contained within, and with the homogeneous chromoplasm constituting the chromosome.

chromium (kro'mi-um) [G. *chrōma*, color, because all its compounds are colored.] A metallic element, symbol Cr, atomic weight, 52, very hard, steel-gray in color. **chromotriox'idum** (U. S.), **acidum chromicum** (Br.), CrO_3 , chromic acid; occurs as small deliquescent needle-shaped or prismatic crystals, employed as a caustic in the removal of warts and other small growths from the skin and genitals, in a solution of gr. 100 to the ounce of water. The hydrated acid, H_2CrO_4 , forms variously colored salts with potassium, lead, and other bases.

chromocystoscopy (kro-mo-sis-tos'ko-pl) [G. *chrōma*, color, + *kystis*, bladder, + *skopeō*, I view.] Inspection of the ureteral orifices in the bladder after the giving of methylene blue or other aniline dye by the mouth, in order to determine the functional activity of the kidneys.

chromocyte (kro'mo-sit) [G. *chrōma*, color, + *kytos*, cell.] Any pigmented cell, such as a red blood-corpuscle.

chromocytometer (kro-mo-si-tom'e-ter) [G. *chrōma*, color, + *kytos*, cell, + *metron*, measure.] A form of hemoglobinometer.

chromogen (kro'mo-jen) [G. *chrōma*, color, + *gennaō*, I produce.] A substance, itself without definite color, which may be transformed into a pigment; noting especially benzene and its homologues, toluene or toluol, xylene or xylo, quinone, naphthalene, and anthracene, from which the aniline dyes are manufactured.

chromogenesis [G. *chrōma*, color, + *genesis*.] The production of coloring matter or pigment.

chromogenic. 1. Relating to chromogen. 2. Producing pigment, noting certain bacteria.

chromolysis. Chromatolysis.

chromomere (kro'mo-mēr) [G. *chrōma*, color, + *meros*, part.] 1. A minute granule of chromatin or nuclein, the aggregate of a number of which constitutes the chromosome. 2. One of the segments into which the chromosome is divided by slight constrictions.

chromometer. Chromatometer.

chromoparic [G. *chrōma*, color, + L. *parere*, to bring forth.] Chromogenic.

chromophag, **chromophage** (kro'mo-fag, kro'mo-fā) [G. *chrōma*, color, + *phagō*, I eat.] A phagocyte which destroys pigment; term applied by Metchnikoff to the cells believed by him to be active in the blanching of the hair.

chromophan [G. *chrōma*, color, + *phainō*, I appear.] Retinal pigment.

chromophil, **chromophile** (kro'mo-fil, kro'mo-fīl) [G. *chrōma*, color, + *phileō*, I love.] 1. Chromophilic. 2. A cell or any histological element which stains readily.

chromophilic, **chromophilous**. Staining readily, noting certain cells and histological structures.

chromophobe, **chromophobic** [G. *chrōma*, color, + *phobos*, fear.] Resistant to stains, staining with

difficulty or not at all; noting certain cells or tissues.

chromophobia. Resistance to stains on the part of cells and tissues, chromatophobia.

chromophore (kro'mo-för) [G. *chrōma*, color, + *phoros*, bearing.] 1. Chromatophore. 2. Color-radical, the substance in an aniline dye upon which its color depends.

chromophoric, **chromoph'orous**. 1. Relating to a chromophore. 2. Producing or carrying color, noting certain microorganisms.

chromophose (kro'mo-fōz) [G. *chrōma*, color, + *phōs*, light.] A subjective sensation of a spot or patch of color in the eye.

chromophyto'sis [G. *chrōma*, color, + *phylon*, plant.] Times varicolor.

chromoplasm [G. *chrōma*, color, + *plasma*, plasm.] A homogeneous substance containing the chromi-oles, and with them constituting the chromosome; chromatin.

chromoplast'id. 1. A pigmented plastid, containing chlorophyl, formed in certain protozoans. 2. A colored plastid in plant cells, containing some other pigment than chlorophyl.

chromoprotein (kro-mo-pro'te-in). One of a group of conjugated proteins, consisting of a combination of pigment with a simple protein; hemoglobin is one such compound.

chromotom'etry. Chromatometry.

chromorrhinorrhea (kro'mo-ri'nō-re'ah) [G. *chrōma*, color, + *rhis* (*rhin-*), nose, + *rhoia*, a flow.] The discharge of a colored fluid from the nares.

chromoscope [G. *chrōma*, color, + *skopeō*, I view.] An apparatus for testing the color sense.

chromosome (kro'mo-some) [G. *chrōma*, color, + *soma*, body.] A rod-shaped or thread-like body of chromatin in the cell nucleus, which splits longitudinally as the cell divides, one half going to the nucleus of each of the daughter cells. **accessory c.**, monosome, an unpaired allosome, a chromosome which, in the last stage of spermatogenesis, goes over whole into one of the daughter cells instead of being divided among the two. **heterotrop'ic c.**, accessory c. **m-c.**, one of a pair of small chromosomes which remain distinct during the periods of synapsis and growth, conjugating only in the final prophase of the first spermatocyte division. **odd c.**, accessory c. **reduction of the chromosomes**, a process occurring in gametogenetic mitosis, or division of the sexual cell formed by the conjugation of the ovum and spermatozoon, whereby the number of chromosomes in each of the conjugating cells is reduced one-half in order to preserve the number characteristic of the species in the impregnated ovum; a similar reduction is said to occur in the somatic cells in malignant tumors, and also elsewhere under circumstances not yet understood. **small c.**, m-c.

chromother'apy [G. *chrōma*, color, + *therapeia*, treatment.] Treatment of disease by colored light.

chromot'ic. Caused by a toxic action on the hemoglobin, as in chromotoxic hyperchromemia.* **chron'ic** [G. *chronos*, time.] Of long duration, noting a disease of slow progress and long continuance.

chronicity (kron-is'ti-ti). The state of being chronic. **chronograph** (kron'o-graf) [G. *chronos*, time, + *graphein*, I record.] An instrument for measuring and recording brief periods of time.

chronotrop'ic. Relating to chronotropism.

chronotropism (kron-ot'ro-pizm) [G. *chronos*, time, + *trōpe*, a change, turn.] Modification of the rapidity of a periodical movement, such as the

cardiac pulsation, effected by some external influence.

chrysarobinum, **chrysarobin** (kris-ar'ō-be-num, kris-ar'ō-bin) [G. *chrysos*, gold, + Brazil Ind. *araroba*, bark.] (U.S. and Br.) A neutral principle extracted from Goa powder, an orange-yellow, finely crystalline powder; employed locally in ringworm and psoriasis, and occasionally internally as an alterative in doses of $\text{gr. } \frac{1}{4}$ - 1 (0.008-0.06).

chrysitis (kris-i'tis) [G. *chrysos*, gold.] Gold or red litharge; plumbi oxidum when of a decidedly red color; see *argyritis*.

Chrysogall'ida [G. *chrysos*, golden.] An order of the *Phytoflagellata*, marked by yellow chromatophores.

chrysoidin (kris-oy'din). Diamidoazobenzene hydrochloride, a reddish brown, crystalline powder made from aniline; a yellow dye and a non-toxic disinfectant.

chrysophan'ic acid [G. *chrysophanēs*, shining like gold.] Rheic acid, tasteless golden yellow crystals formed in rhubarb and chrysarobin, being thought formerly to be identical with the latter; its therapeutic properties are similar to those of chrysarobin.

chrysotox'in [G. *chrysos*, gold, + *toxikon*, poison.] An odorless and tasteless principle, $\text{C}_{21}\text{H}_{11}\text{N}_5\text{O}_{10}$, obtained from ergot.

C₂H₅SH. Ethyl mercaptan.

chthonophagia, **chthonophagy** (thon-o-fa'gi-ah; thon-of'a-ji) [G. *chthōn*, earth, + *phagō*, I eat.] Dirt eating; geophagy.

Church'ill's iodine caustic. Liquor iodi causticus (N.F.), a very strong counterirritant or caustic made by dissolving iodine 25, and potassium iodide 50, in distilled water 100. **C.'s tincture of iodine**, *tinctura iodi*, Churchill (N.F.), iodine 16.5, potassium iodide 3.3, distilled water 2.5, alcohol to make 100.

Chvostek's symptom (khvosh'tek) [Franz *Chvostek*, Austrian military surgeon, 1835-1884.] Facial irritability in postoperative tetany, unilateral spasm being excited by a slight tap.

chylangioma (ki-lan-ji-o'mah) [G. *chylos*, juice, + *angeion*, vessel, + *-oma*.] A tumor formed of dilated lacteals.

chyle (kil) [G. *chylos*, juice.] A creamy fluid taken up by the lacteals from the intestine during digestion it is alkaline in reaction and coagulates, outside the body, into fibrin and serum; it is conveyed by the thoracic duct to the left subclavian vein where it becomes mixed with the blood.

chylema (ki-le'mah) [G. *chylos*, juice.] Bütschli's name for the minute droplets of liquid which he regarded as the essential elements of protoplasm.

chylemia, **chylemia** (ki-le'mi-ah) [*chylos*, chyle, + *haima*, blood.] The presence of chyle in the peripheral circulation.

chylidrosis (ki-li-dro'sis) [G. *chylos*, chyle, + *hidrōs*, sweat.] Sweating of a milky fluid like chyle.

chylification (ki-li-fak'shun) [G. *chylos*, chyle, + *L. facere*, to make.] The production of chyle.

chylifactive (ki-li-fak'tiv). Forming chyle, chylipoietic.

chyliferous (ki-lif'er-us) [G. *chylos*, chyle, + *L. ferre*, to carry.] Conveying chyle.

chylification (ki-li-fi-ka'shun) [G. *chylos*, chyle, + *L. facere*, to make.] Chylification, chylipoiesis.

chylocoele (ki'lo-sēl) [G. *chylos*, chyle, + *kēlē*, tumor.] An effusion of chyle into the tunica vaginalis testis.

chylocyst (ki'lo-sist) [G. *chylos*, chyle, + *kystis*, bladder.] Receptaculum chyli, cisterna* chyli.

chyloderma (ki-lo-der'ma) [G. *chylos*, chyle, + *derma*, skin.] Lymph-scrutum.

chylopericarditis (ki-lo-per-i-kar-di' (de')tis). Chylopericardium.

chylopericardium (ki'lo-per-i-kar'di-um). An accumulation of a milky white fluid in the pericardial sac.

chyloperitoneum (ki-lo-per-i-to-ne'um). An accumulation of a milky fluid in the peritoneal cavity; chylous ascites.

chylophoric (ki-lo-for'ik) [G. *chylos*, chyle, + *phorō*, I carry.] Chyliferous, conveying chyle.

chylopleura (ki-lo-plu'rah). An accumulation of a milky fluid in the pleural cavity.

chylopoiesis (ki-lo-poy-e'is) [G. *chylos*, chyle, + *poiesis*, a making.] The formation of chyle in the intestine and its absorption by the lacteals.

chylopoietic (ki-lo-poy-et'ik). Relating to chylopoiesis, chyle-forming.

chylosis (ki-lo'sis). The formation of chyle from the food in the intestine, its absorption by the lacteals, and its mixture with the blood and conveyance to the tissues.

chylothorax (ki-lo-tho'raks). Chylopleura.

chylous (ki'lus). Relating to chyle.

chyluria (ki-lu'ri-ah) [G. *chylos*, chyle, + *ouron*, urine.] The passage of chyle, or a milky fluid containing suspended fat globules, in the urine.

chyme (kim) [G. *chymos*, juice.] The semifluid mass of partly digested food passed from the stomach into the duodenum.

chyme-mass (kim'mas). Endoplasm.

chymification (ki-mi-fi-ka'shun) [G. *chymos*, chyme, + *L. facere*, to make.] Chymopoiesis, formation of chyme, gastric digestion.

chymosin (ki'mo-sin). Rennet, rennin.

chymosinogen (ki-mo-sin'o-jen). The zymogen of rennin or rennet.

chymous (ki'mus). Relating to chyme.

C.I. Abbreviation of color-index.

Ciaccio's meth'od (chyah'chyo) [Carmelo Ciaccio, Italian pathologist.] A method of demonstrating under the microscope the invisible intracellular lipoids by fixation with acid chromate solutions and staining in sections with Sudan III.

cibophobia [L. *cibus*, food, + G. *phobos*, fear.] Sitophobia.

cicatrice (sik'ā-tris). Cicatrix.

cicatricial (sik-ā-trish'al). Relating to a cicatrix.

cicatrixotomy [L. *cicatrix*, scar, + G. *tomē*, cutting.] Uletomy.

cicatrix, pl. *cicatri'ces* (si-ka'triks) [L.] Scar; the fibrous tissue replacing the normal tissues destroyed by injury or disease. **filtering c.**, a c. through which fluid may seep, although no visible openings are present; noting especially a form of c. sometimes obtained after operation for glaucoma, through which there is a slight constant drainage of aqueous humor. **u'loid c.**, see *u'loid* (2).

cicatrizant. Causing or favoring cicatrization.

cicatrization (si-kat-ri-za'shun). 1. The process of scar formation. 2. The healing of a wound otherwise than by first intention.

cic'atrize. To heal, to be closed by scar-tissue, said of a wound or tissue defect.

ciccinus (si-sin'us) [G. *kikinnos*, curled hair.] A scorpionid cyme.

Cicu'ta. A genus of umbelliferous plants, sometimes confused with *Conium*. *C. viro'sa*, water-hemlock, a plant resembling hemlock, or conium, in its properties.

cic'utine. A volatile alkaloid, resembling or identical with coniine, present in water-hemlock, *Cicuta virosa*.

cic'utium. Poisoning with water hemlock.

cicutox'in. An amorphous resinous substance obtained from the water-hemlock, *Cicuta virosa*.

cil'ia. Plural of *cilium*.

ciliarotomy. Surgical division of the zona ciliaris.

cil'liary. Relating to (1) any cilia or hair-like processes, (2) the eyelashes, (3) certain of the structures of the eyeball. **c. ar'tery**, one of a number of minute arteries in the eye, see *arteria ciliaris*. **c. body**, (1) the ciliary muscle and ciliary processes taken together; (2) the dentate nucleus. **c. canal'**, a space at the periphery of the iris. **c. gan'gion**, a small nerve ganglion, the size of a pinhead, on the outer side of the optic nerve in the posterior part of the orbit. **c. glands**, modified sweat glands of the eyelid. **glands of Moil**. **c. lig'ament**, the circular fibers of the c. muscle, ring muscle of Müller. **c. mar'gin**, margo ciliaris, (1) the circumference of the iris where it is continuous with the c. body; (2) the tarsal border of an eyelid. **c. muscle**, see under *musculus*. **c. nerves**, the long c. nerves are branches of the nasal, the short c. nerves arise from the c. ganglion; see *nervus*. **c. pro'cessus**, see under *processus*.

Cilla'ta. A class of *Infusoria* in which cilia are present in all stages of existence.

cil'liated. Having cilia.

ciliocele'ral. Relating to the ciliary body and the sclera.

cilioespal (sil'i-o-spi'nal). Relating to the ciliary body and the spinal cord, noting the c. center, in the lower cervical and upper thoracic region of the spinal cord which governs the dilatation of the pupil.

cil'lum, pl. *cilia* [L. an eyelid.] 1. Eyelash. 2. One of the hair-like processes of certain cells.

cillo'sis. Spasmodic twitching of an eyelid.

cim'bia. A slender band of white fibers crossing the ventral surface of a cerebral peduncle.

Cim'ex. A genus of insects, family *Cimicidae*; bedbug. **C. cilia'tus**, a small species indigenous in Russia. **C. lectula'rius**, *Acanthia lectularia*, the ordinary bedbug. **C. macroceph'alus**, *C. rotundatus*, the Indian bedbug, of large size, found in Mauritius, Reunion, Indu. Malay, and neighboring parts of southern Asia.

cimicifuga (U. S.), *cimicifuga rhizo'ma* (Br) (sim-i-sif'u-gah) [L. *cimex* (cimic-), bedbug, + *fugare*, to chase.] The dried rhizome and roots of *Cimicifuga racemosa*, *Actaea racemosa*, black snakeroot, black cohosh, bugwort, an herb of eastern and central United States and Canada. **alternative**, emmenagogue, antispasmodic, antirheumatic in doses of gr. 10-15 (0.6-1.0).

cimicifugin (sim-i-sif'u-jin). Macrotoxin, a yellowish brown resinoid body, the active principle of cimicifuga; tonic and antispasmodic in doses of gr. 1-6 (0.06-0.4).

cim-, **cine-** [G. *kinēsis*.] A prefix denoting movement; also more commonly, though less properly, written *kin-*, *kine-*.

cina (si'nah). The homeopathic tincture from the dried flowers of wormseed, *Artemisia santoni'a*; employed as an anthelmintic, and in other conditions marked by itching of the nose or anus, night crying, and grinding of the teeth during sleep, in doses of the 1st, 6th, or 30th potency.

cinæsthesia. Cinesthesia.

cinanesthesia, *cinanesthesia* (sin-an-es-the-si-ah) [G. *kinēsis*, motion, + *an-* priv. + *aisthēsis*, sensation.] A disturbance of deep sensibility in which there is inability to perceive either direction or extent of movement, the result being ataxia.

cinchamidine (sin-kam'ī-dēn). Hydrocinchonidine, an alkaloid, $C_{19}H_{21}N_3O$, from cinchona.

Cinchona (sin-ko'nah) [Countess of *Cinchon* who was cured of a fever by Peruvian bark in 1638.] A genus of evergreen trees, fam. *Rubiaceae*, native of South America but cultivated in various tropical regions. The bark of all the species contains quinine and other cinchona alkaloids in varying amounts. (For the drug, see the following title, *cinchona*.) *C. calisaya*, yellow bark, one of the official cinchonas of the U.S.P. *C. micrantha*, a species yielding a fair amount of alkaloids but not now used to any extent. *C. lancifolia*, a species quite rich in alkaloids, but not recognized in the U.S.P. or B.P. *C. ledgeriana*, a species, cultivated chiefly in Java, rich in alkaloids and official in the U.S.P. *C. officinalis*, the first discovered species, official in the U.S.P., but seldom yielding the stipulated amount of alkaloids. *C. robusta*, a hybrid between *C. officinalis* and *C. succirubra*, very rich in quinine and a common source of the red bark. *C. succirubra*, the source of cinchona rubra (U.S.), the only official cinchona in the B.P.

cinchona (sin-ko'nah). 1. Peruvian bark. Jesuits' bark, the bark of any species of *Cinchona* (q.v.). 2. (U.S.) The dried bark of *Cinchona calisaya*, *C. ledgeriana*, or *C. officinalis*, or hybrids of these with other species, yielding at least 5 per cent. anhydrous cinchona alkaloids, of which $\frac{1}{2}$ must be soluble in ether (i.e. quinine, quinidine, or cinchonidine). *C. flava*, yellow bark, the name in the U.S.P. of 1880 for what is now official as simply cinchona. *C. rubra* (U.S.) red bark, cinchona rubra cortex (Br.), the dried bark of *C. succirubra* (more often probably *C. robusta*), yielding not less than 5 per cent. of anhydrous cinchona alkaloids; this is the only official cinchona of the B.P. Cinchona is an antiperiodic and bitter tonic in doses of gr. 10-30 (0.6-2.0) in decoction.

cinchonamine (sin-ko'nā-mēn). An alkaloid, $C_{19}H_{21}N_3O$, derived from cuprea bark, *Remijia peruviana*, related to cinchona; antipyretic and antiperiodic in doses of gr. 4-8 (0.25-0.5).

cinchonate (sin-ko'nāt). A salt of cinchonic, or quinic, acid.

cinchonic (sin-kon'ik). Relating to cinchona. *c. acid*, quinoline-carbonic acid, $C_{19}H_{21}NO_3$, obtained from cinchonine by the action of oxidizing agents.

cinchonine (sin-kon'i-sēn). An amorphous alkaloid, $C_{19}H_{21}N_3O$, from cinchona.

cinchonidine (sin-kon-i-dī' (de') nah). Cinchonidine, cinchonidia; formula, $C_{19}H_{21}N_3O$, an isomer of cinchonina; an alkaloid obtained from the bark of several species of cinchona; indications the same as those of quinine, but it must be given in larger doses. **cinchonidinae hydrobromidum**, blennostein. **cinchonidinae sulphas**, cinchonidine sulphate, occurs in white silky needles; antipyretic and tonic in doses of gr. 5-15 (0.3-1.0).

cinchonina (sin-ko-nī' (ne') nah). Cinchonine, an alkaloid prepared from the bark of several species of cinchona; formula, $C_{19}H_{21}N_3O$; tonic in doses of gr. 1-3 (0.06-0.13) and antiperiodic in doses of gr. 10-30 (0.6-2.0). **cinchoninae hydrochloridum**, cinchonine hydrochloride, occurs in white acicular crystals, dose, gr. 2-10 (0.13-0.6). **cinchoninae iodosulphas**, cinchonine iodosulphate, antiseptol, an odorless brown powder used as a substitute for iodoform. **cinchoninae sulphas** (U.S.), cinchonine sulphate, occurs in colorless rhombic crystals; dose and uses the same as those of cinchonina.

cinchonism (sin'kon-izm). Poisoning by cinchona or its alkaloids, marked by tinnitus aurium headache, and deafness.

cinchonize (sin'ko-niz). To bring profoundly under the influence of cinchona or any of its alkaloids, especially quinine.

cinchonology (sin-kon-ol'o-jī). The branch of pharmacology which has to do with the botany, chemistry, pharmacy, and therapeutics of cinchona and its alkaloids.

cinchotannic acid (sin-ko-tan'ik). A tannic acid derivable from cinchona.

Cincinnati Artesian Well, Ohio. 'Muriated-saline-sulphureted waters.

cinninnus. Cinnamon.

cincture sensation. Girdle sensation, zonesthesia.*

cinematics [G. *kinēma* (kinēmat-), motion.] The science of motion.

cinene. Dipentene.

cin'ol [cina + L. *oleum*, oil.] Volatile oil of wormseed.

Cinera'ria maritima. An herb, dusty miller, *Sinocio cineraria*, the fresh juice of which has been credited with the faculty of causing the absorption of soft capsular cataract.

cinerea (sin-e're-ah) [L. *cinereus*, ashy.] 1. The gray matter of the brain and other parts of the nervous system. 2. A gray layer between the ectoglia and the ependyma layer in the beginning stratification of the medullary tube in the embryo; from it chiefly are developed the brain and spinal cord.

cinereal. Relating to the gray matter of the nervous system.

cineritious (sin-er-ish'us). Ashen, noting the gray matter of the brain, spinal cord, and ganglia. *c. tubercle*, (1) tuber cinereum; (2) tuberculum cinereum.

cinesalgia (sin-es-al'jī-ah) [G. *kinēsis*, motion, + *algos*, pain.] Pain caused by muscular movement.

cinesia (sin-e'sī-ah) [G. *kinēsis*, movement.] The symptom-complex caused by unwonted motion; seasickness, car-sickness, swing-sickness, etc.

cinesiatics (sin-e-sī-at'riks) [G. *kinēsis*, movement, + *iatrikos*, relating to medicine.] The therapeutic employment of movements, either active or passive; cinesitherapy, movement-cure.

cinesiesthesiometer, **cinesiesthesiometer** (sin-es'e-the-sī-om'e-ter) [G. *kinēsis*, movement, + *aisthēsis*, sensation, + *metron*, measure.] An instrument for determining the muscular sense.

cinesimeter (sin-ē-sim'e-ter) [G. *kinēsis*, movement, + *metron*, measure.] An instrument for measuring the extent of a movement.

cinesiodic. Cinesodic.

cinesiology (sin-ē-sī-ol'o-jī) [G. *kinēsis*, movement, + *-logia*.] The science of movement, especially of the therapeutic use of movements; cinematics, cinesiatics, cinesitherapy.

cinesiometer. Cinesimeter.

cinesioneurosis (sin-ē-sī-o-nu-ro'sis) [G. *kinēsis*, movement, + *neuron*, nerve, + *-ōsis*.] A neurosis, or functional nervous disease marked by tics, spasms, or other motor disorders. *vascular c.*, angioneurosis.

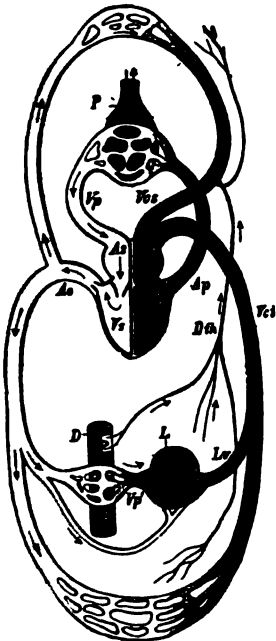
cinesipathist (sin-ē-sip'a-thist). A non-medical person who treats disease by movements of various kinds, a movement-curst.

cinesipathy (sin-ē-sip'a-thī) [G. *kinēsis*, movement, + *pathos*, suffering.] 1. An affection marked by motor disturbances. 2. Cinesitherapy.

cinesitherapy (sin-ē-sī-ther'ā-pī) [G. *kinēsis*, movement, + *therapeia*, treatment.] The therapeutic

- employment of movements, both active and passive; cinesiatrics, movement-cure.
- cinesodic** (sin-e-sod'ik) [G. *kinēsis*, motion, + *hodos*, way.] Relating to the paths by which motor impulses travel.
- cinesthesia, cinesthesia** (sin-es-the'zī-ah) [G. *kinēsis*, motion, + *aisthēsis*, sensation.] 1. The sense perception of movement; the muscular sense. 2. An illusion of moving in space.
- cinesesthesiometer, cinesthesiometer** (sin-es-the-zī-om'e-ter) [G. *metron*, measure.] An instrument for determining the degree of muscular sensation.
- cinesthet'ic, cinesthet'ic.** Relating to cinesthesia, or the sensation or feeling of muscular movement.
- cinet'ic** [G. *kinētikos*.] Relating to motion or muscular movements.
- cinetographic** (sin-ē-to-graf'ik) [G. *kinētos*, movable, + *graphikos*, recording.] Relating to a graphic record of movements.
- cinetography.** The art of recording graphically movements of any sort.
- cinetonucleus** (sin-ē-to-nū'kle-us) [G. *kinētes*, one that sets in motion.] An aggregation within the protozoan cell of the assumed specific material upon which the motor activities of the animal depend; division center.
- cinetoplasm, cinetoplasma** (sin-et'o-plazm, sin-et-o-plaz'mah) [G. *kinētes*, an originator, mover, + *plasma*, a thing formed.] The chromophile substance, or tigroid masses, in the nerve-cells, so called because it is present only when the cells begin to perform their proper function.
- cin'gule.** Cingulum; the fifth cusp of an upper molar tooth.
- cin'gulum, gen. cin'guli, pl. cin'gula** [L. girdle.] 1. A well marked band of association fibers in the medial portion of the centrum ovale of each hemisphere, passing from near the region of the anterior perforated substance backward over the upper surface of the corpus callosum in the medullary substance of the gyrus cinguli (callosal gyrus), some fibers then passing to the cuneus of the occipital lobe, others running forward around the splenium as far as the uncus of the temporal lobe. 2. Basal ridge, a U-shaped ridge at the base of the posterior concave surface of the crown of the upper incisors and canine teeth, the limbs of the U running for a short distance along the sides of the posterior surface, the loop pointing to the gum. c. *extremi'tis inferior'is*, pelvic girdle.* c. *extremi'tis superior'is*, shoulder girdle.*
- Ciniselli's meth'od** (che-ne-sel'le) [Luigi *Ciniselli*, Italian surgeon, 1803-1878.] Treatment of aneurysm by galvanopuncture.
- cin'nabar** [G. *kinnabari*.] The native ore from which metallic mercury is obtained by sublimation; red sulphide of mercury.
- cinnaldehy'dum** (U.S.). Cinnaldehyde, cinnamic aldehyde, C_9H_8O ; an aldehyde obtained from oil of cinnamon or prepared synthetically; aromatic, carminative, and stomachic in doses of $\text{m}1-5$ (0.06-0.3).
- cin'namate.** A salt of cinnamic acid.
- cinnamein** (sin-am'e-in). Peru balsam oil, obtained by the action of caustic soda or potash; it is an oily liquid containing a number of aromatic substances.
- cin'n'amine.** Styrene.
- cinnam'ic.** Relating to cinnamon. c. *acid*, phenyl-acrylic acid, $HC_8H_7O_2$, obtained from oil of cinnamon, balsam of Peru and of Tolu, or storax; employed hypodermically in tuberculosis in doses of gr. $\frac{1}{10}-\frac{1}{2}$ (0.001-0.015).
- cin'n'amol.** Cinnamene, styrene.*
- cinnamo'mum, cin'namon** (U.S.). An aromatic bark employed as a spice, and in medicine as a carminative and aromatic stomachic. c. *cas'sia*, the unofficial source of most of the cinnamon in the shops. c. *saigon'icum* (U.S.), Saigon cinnamon, the bark of an undetermined species of cinnamon in Annam. c. *zeylan'icum* (U.S.), Ceylon cinnamon, cinnamomi cortex (Br.), brought from Ceylon. The dose of powdered cinnamon is gr. 1-10 (0.06-0.6).
- cin'n'amon.** Cinnamomum.
- cin'n'amy-l-eu'genol.** A derivative of eugenol, occurring in colorless, odorless, tasteless, shining needles; employed hypodermically in tuberculosis in doses of $\text{m}2-8$ (0.13-0.5).
- cinocentrum** (sin-o-sen'trum) [G. *kineō*, I move, - *kentron*, center.] Zimmermann's term for centrosome.
- cinol'ogy.** Cinesology.
- cinom'eter.** Cinesimeter.
- cin'oplasm** [G. *kineō*, I move, + *plasma*, a thing formed.] The portion of the protoplasm of a cell upon which its motor activity depends.
- cinetoplasm.**
- cl'on** [G. *klōn*, pillar.] The uvula.
- clonec'tomy** [G. *klōn*, uvula, + *ektomē*, excision.] Amputation of the uvula.
- clonitis** (si-on-i'('e')tis). Inflammation of the uvula.
- clonoptosis** (si-on-op-to'sī-ah) [G. *klōn*, uvula, - *ptōsis*, a falling.] Elongation of the uvula.
- clonotome** (si'on-o-tōm) [G. *klōn*, uvula, + *tomē*, cutting.] An instrument for cutting off part or all of the uvula.
- clonot'omy.** Cutting off a part of the uvula.
- circinate** (sur'sī-nāt) [L. *circinatus*, made round.] Circular, ring-shaped.
- circle** (sur'kl) [L. *circulus*.] A ring-shaped structure or group of structures. c. of *Haller*, *circulus vasculosus nervi optici*. c. of *Willis*, *circulus arteriosus*. *defen'sive c.*, the addition of a secondary disease limiting or arresting the progress of the primary affection, as when pneumothorax supervenes on pulmonary tuberculosis, the two affections exerting a reciprocally antagonistic action. *diffu'sion c.*, one of a number of circles formed on the plane of projection of an image when it is not in the focus of the lens. *vas'cular c.*, (1) the circle around the mouth formed by the inferior and superior coronary arteries; (2) c. of *Haller*, *vic'ious c.*, (1) the mutually accelerating action of two independent diseases, or of a primary and secondary affection; (2) the passage of food, after a gastroenterostomy, from the artificial opening, through the intestinal loop by antiperistaltic action, into the stomach again by the pyloric orifice, or the reverse; (3) in aortic stenosis, the series of changes following dilatation of the left ventricle, namely, relative incompetency of the mitral valve, dilatation of the left atrium, pulmonary engorgement, hypertrophy and dilatation of the right ventricle, relative incompetency of the tricuspid valve, dilatation of the right atrium, and general venous engorgement.
- circuit** (sur'kit) [L. *circuitus*, going round.] The path or course of an electric current. *closed c.*, one in which the current flows continuously. *open c.*, one the continuity of which is interrupted so that the current cannot pass. *short c.*, (1) in electricity, a c. of low resistance formed between two points which diverts the greater part or the whole of the current from the longer c.; (2) in intestinal surgery, a communication formed by operation between two portions of the alimentary

circulation. Movement in a circle or through a circular course. **blood c.,** the course of the blood from the heart through the arteries, capillaries, and veins back again to the heart. **collateral c.,** that which is maintained in small anastomosing vessels when the main artery is obstructed. **compensatory c.,** that which is established in dilated collateral vessels when the main artery of



circulatory. Relating to the circulation.

coraline, gen. and pl. *circuli* (sēr'koo-loos) [L. dim. of *circus*, circle] Any ring-like structure. A circle

cirrhosis (si-ro'sis) [G. *kirrhos*, tawny.] A degeneration or atrophy of the parenchyma cells of an

organ, with hypertrophy of the interstitial connective tissue. **atroph'ic c.**, the usual form of c. in which extreme contraction of the connective tissue and atrophy of the parenchyma cells lead to a marked reduction in size of the organ. **bil'iary c.**, Hanot's c., a chronic cholangitis, resulting in jaundice, attacks of abdominal pain, and enlargement of the liver and spleen, but usually without ascites; called also **hypertrophic biliary c.**; in **obstructive biliary c.**, caused by obstruction in the extrahepatic bileducts, the liver is enlarged, jaundice is present, the stools are acholic, and the patient rapidly loses strength. **bil'iary c. of chil'dren**, infantile liver, a disease characterized by a growth of fibrous connective tissue within the lobules between the liver cells; it occurs in India, affecting children between 6 and 24 months of age; the liver is enlarged, jaundice is marked, and there is edema in the later stages; the disease lasts from a month or two to one or two years; the prognosis is almost uniformly unfavorable. **cap'sular c. of the liv'er**, Glissonian c. **c. mam'mæ**, chronic interstitial mastitis. **c. of the kidney**, granular kidney. **c. of the liver**, biliary c., Glissonian c. **c. of the lung**, chronic interstitial pneumonia. **c. of the stomach**, sclerotic gastritis, a condition of connective-tissue hypertrophy, causing thickening of the walls with contraction of the cavity of the stomach. **Glisso'nian c.**, [see *Glisson*], chronic perihepatitis with thickening and subsequent contraction, resulting in atrophy and deformity of the liver. **Hanot's c.**, hypertrophic c. of the liver. **hypertroph'ic c.**, a form in which the hypertrophy of the connective tissue is in excess of the atrophy of the parenchyma cells. **Laënnec's' c.**, portal c. **multilob'ular c.**, atrophic c. of the liver. **peripor'tal c.**, atrophic c. of the liver. **pig'mentary c.**, pigmentation of the liver in bronze diabetes. **por'tal c.**, Laënnec's c., hobnailed liver; a form probably due to the action of some poison conveyed by the portal vein; the liver is usually decreased in size, though it may be slightly enlarged, ascites is common, hematemesis occurs at times, but jaundice is rare. **tox'ic c.**, c. of the liver due to chronic poisoning by lead, alcohol, etc. **unilo-bar c.**, hypertrophic c. of the liver. **vas'cular c.**, c. of the liver due to stasis of the circulation in the organ.

cirrhot'ic. Relating to or affected with cirrhosis.

cirrose, cirrous (sir'oz, sir'us). 1. Relating to or having cirri. 2. In botany, having tendrils or coiling like a tendril.

cirr'us, pl. **cirri** [L. a curl]. 1. A structure like a thickened or condensed cilium constituting one of the sensory or tactile organs of the protozoa. 2. The protruding male sexual organ of a tapeworm or a fluke.

cirsotomy (sur-sek'to-mī) [G. *kirsos*, varix, + *ektomē*, excision.] Excision of a section of a varicose vein.

cirsocèle (sur-so-sél) [G. *kirsos*, varix, + *kēlē*, tumor.] Varicocele, a dilatation of the veins of the spermatic cord, marked by a boggy swelling, a dragging weight, and slight pain.

cirsoid (sur-soyd) [G. *kirsos*, varix, + *eidos*, appearance.] Varicose, resembling a varix. **c. an'eurysem**, dilatation and tortuosity of an artery resembling varices in a vein.

cirsom'phalos (sur-som'fa-los) [G. *kirsos*, varix, + *omphalos*, umbilicus.] The presence of varicose veins around the umbilicus.

cirsophthal'mia [G. *kirsos*, varix, + *ophthalmos*,

eye.] Dilatation of the conjunctival blood-vessels.

cirsotomy (sur-sot'o-mī) [G. *kirsos*, varix, + *tomē*, incision.] Treatment of varicose veins by multiple incisions.

kissa (sis'ah) [G. *kissa*.] A craving for unusual or unwholesome articles of food; the unnatural longings of pregnancy.

cissam'pelos [G. *kissos*, ivy, + *ampelos*, vine] (B.A.) The dried root of *Cissampelos parrua*, tonic and diuretic, given in the form of decoction and liquid extract.

cis'tern [L. *cisterna*.] A reservoir, or an enclosed space containing fluid, cisterna.

cister'næ, gen. and pl. **cister'næ** [L.] Any cavity or enclosed space serving as a reservoir, especially for chyle or lymph. **c. basa'lis**, basal cistern. **c. interpeduncularis** [BNA]. **c. cerebellomedullaris** [BNA], cerebellomedullary cistern, **protocisterna**, **c. magna**, the largest of the subarachnoid cisterns between the under surface of the cerebellum and the posterior surface of the medulla oblongata. **c. chias'matis**, cistern of the chiasm, a dilatation of the subarachnoid space formed when the arachnoid passes over from the optic chiasm to the rostrum of the corpus callosum. **c. chy'li** [BNA], chyle-cisterna, receptaculum chyli, a dilated sac 2 or 3 in. (5-7.5 cm.) in length by $\frac{1}{2}$ to $\frac{1}{4}$ in. (6-8 mm.) in width, lying between the vena azygos major and the aorta opposite the first and second lumbar vertebrae; it receives the intestinal, two lumbar, and two descending lymphatic trunks, and gives origin to the thoracic duct. **c. crura'lis**, **c. interpeduncularis**. **c. fos'sæ latera'lis cer'ebrī**, cistern of the lateral fossa of the cerebrum, an elongated expansion of the subarachnoid space where the arachnoid bridges over the opening of the Sylvian fissure. **c. interpeduncular'is** [BNA], interpeduncular cistern, **c. basalis**, a dilatation of the subarachnoid space in front of the pons Varolii where the arachnoidea stretches across between the two temporal lobes. **c. mag'næ**, large cistern, **c. cerebellomedullaris** [BNA]. **c. perilymphat'ica**, the space between the osseous and the membranous labyrinth of the internal ear, containing the perilymph. **c. pon'tis**, an upward continuation of the subarachnoid space of the spinal cord, continuous about the oblongata with the **c. cerebellomedullaris**. **c. subarachnoidea'lis**, an expanded portion of the subarachnoid space within the cranium where the arachnoid bridges over a depression on the surface of the brain; the cavity so formed is filled with fluid. **c. ve'næ mag'næ cer'ebrī**, cistern of the great vein of the cerebrum, an expansion of the subarachnoid space below and behind the trunk of the corpus callosum and above the quadrigeminal bodies. **Cla'tus** [G. *kistos*, the rock-rose.] A genus of plants in the Mediterranean region. **C. cre'ticus** and **C. ladanif'erus** furnish the resinous substance **labdanum** or **ladanum**, formerly employed in bronchitis and dysentery.

cit'arin. Trade name of sodium anhydromethylene citrate, a compound of sodium citrate and formaldehyde; used in rheumatism and gout in doses of gr. 15-30 (1.0-2.0), being said to liberate formaldehyde in the blood.

citracon'ic acid. Pyrocitic acid, a crystalline acid, $C_8H_6O_4$, prepared from citric acid by distillation.

cit'ral. An aldehyde from oil of lemon.

cit'ramine. Hexamethylene tetramine methylenecitrate.

cit'rate. A salt of citric acid.

cit'rated. Containing a citrate, specifically noting blood-serum or milk to which has been added a solution of potassium citrate.

cit'ric acid. Acidum* citricum.

cit'rine oint'ment (sit'rén). Unguentum* hydrargyri nitratis.

cit'rocoll. Phenocoll citrate; colorless crystals soluble in water; antipyretic and analgesic in doses of 10-20 grains (0.6-1.2).

cit'rol. Citrate of i'trol,* used like other organic silver preparations in gonorrhea.

citronell'a. 1. *Collinsonia*. 2. *Andropogon nar-dus*, a fragrant grass of Ceylon, from which is distilled a volatile oil used as a perfume and as a protection against insects.

cit'rophen. A compound of citric acid and parafenetidin, occurs as a white powder or crystals of a faintly acidulous taste; employed as an antipyretic, analgesic, and sedative in doses of gr. 3-15 (0.2-1.0).

cit'rua (sit'ru-re'ah). Trade name of a mixture of lithium bromide, citric acid and urea, employed in gout and rheumatic affections.

Cit'rus. A genus of trees of the order *Rutaceae*. *C. ac'ida*, lime. *C. auran'tium*, orange. *C. decu'mana*, shaddock. *C. limo'num*, *C. med'ica*, lemon.

cit'et. The secretion from the anal glands of *Vi'erra civetta* and *V. sibetha*, animals of Africa and southern Asia respectively; used, like musk, as a perfume and sometimes as a stimulant.

Civini's pro'cess (che-ve-ne'ne). [Filippo Civinini, Italian anatomist, nineteenth century.] Process pterygospinosus.

Cl. Symbol for chlorine.

clad'ode, cladodium (klad'ód, klá-do'di-um) [*G. kládós*, resembling a branch.] Cladophyll.

Clad'o'nia [*G. kládón*, a branch.] A genus of lichens, of which one species, *C. rangiferi'na*, reindeer moss, has been used in bronchitis.

clad'ophyll [*G. klados*, a branch, + *phyllon*, a leaf.] In botany, a leaf-like branch.

Clad'o'porum cancro'genes. Canceromyces.

Clad'o'thriz [*G. klados*, a branch, + *thriz*, hair.] A genus of *Chlamydobacteriaceae*, including the forms with branching cell threads.

clam [*L. clamare*, to call.] In life insurance, the amount of a policy matured and payable, either at the end of an endowment period or at the death of the insured. **death c.**, the amount of a policy maturing by the death of the insured.

clap. 1. An instrument for making compression of an artery, the pedicle of a tumor, or other structures. 2. In dentistry, a metal spring used for attaching an artificial tooth to a natural one, obviating the necessity of a plate.

clap. 1. A loud metallic noise. 2. The quality of the voice or of a musical tone.

clap. 1. A sharp slapping sound. 2. Gonorrhea. **clapotege, clapotement** (klá-pú-tazh', klá-put-moñ') [Fr.] The splashing sound heard on succussion of a dilated stomach.

clav'at'cheek. Capillary nevus of the face.

clar'ificant [*L. clarus*, clear, + *facere*, to make.] 1. Making a turbid liquid clear. 2. Any agent having this property.

clarification (klar'i-fi-ka'shun). The process of making a turbid liquid clear.

clar'ity. To make clear.

Clark's Red Cross Min'eral Well, Michigan. Muriated-saline waters. Used internally and externally in rheumatism, various internal disorders; locally for ulcers, cuts, burns, and bruises, con-

junctivitis, pharyngitis, leucorrhea, and gonorrhea.

Clark's Riv'erside Min'eral Springs, Michigan. Muriated-sulphated and saline-calcic waters, 56° F. Two springs, used by drinking and bathing in hepatic and intestinal disorders.

Clark's sign. [Alonzo Clark, New York physician, 1807-1887.] A tympanitic percussion note over the liver, denoting intestinal perforation.

Clarke's col'umn [Jacob Augustus Lockhart Clarke, English anatomist, 1817-1880.] Posterior vesicular column, nucleus* dorsalis [BNA]. **C.'s collat'eral bun'dle**, a bundle of nerve fibers passing between Burdach's and Clarke's columns. **C.'s nu'cleus**, a group of nerve cells situated at the level of the third cervical nerve, representing C.'s column at this level.

Clarke's tongue [Sir Charles Mansfield Clarke, English physician, 1782-1857.] An indurated tongue with fissured surface, due to syphilis. **C.'s ul'cer**, (1) rodent ulcer;* (2) ulcer of the cervix uteri.

clasmatoblast (klaz-mat'o-blast) [*G. klasma*, a fragment, + *blastos*, germ.] Mast-cell.

clasmatocyte (klaz-mat'o-sit) [*G. klasma*, a fragment, + *kytos*, a hollow (cell).] A large, apparently wandering uninucleated cell, with many branches, derived probably from proliferating tissue elements, though possibly from the blood.

clasmato'sis [*G. klasma*, a fragment.] The extension of pseudopodia-like processes in unicellular organisms and blood cells by plasmolysis rather than by a true pseudopodia formation.

clasp-knife rigid'ity. Spastic motion in a joint, with first hesitation and then sudden flexion or extension.

class [*L. classis*, a division.] In zoological classification the division next below the *phylum* (or *subphylum*) and above the *order*.

Class's cocc'us [W. J. Class, Chicago physician, 1874-1906.] An organism resembling a large gonococcus, found in the blood, throat secretions, and epidermal scales in scarlet fever and regarded by C. as the cause of this disease.

clas'tic [*G. klastos*; *klab*, I break.] Breaking up into pieces, or exhibiting a tendency so to break or divide.

clas'tothrix [*G. klastos*, broken in pieces, + *thriz*, hair.] Trichorrhexis, brittleness of the hair.

claudication (klaw-dí-ka'shun) [*L. claudicare*, to limp.] Limping. **intermitt'ent c.**, intermittent limping.*

Clau'dius's cells [Friedrich Matthias Claudius, German anatomist, 1822-1869.] Columnar cells on the floor of the ductus cochlearis external to the organ of Corti. **C.'s fos'sa**, a slight depression on either side, in the posterior part of the pelvis, in which the ovary lies.

claustral (klaw'stral). Relating to the claustrum. **claustrophobia** (klaw-stro-fó'bi-ah) [*L. claustrum*, an enclosed space, + *G. phobos*, fear.] A morbid apprehension of being in a house or any enclosure.

claustrum (klaw'strum) [*L. barrier*.] A thin vertically placed lamina of gray matter lying close to the outer portion (putamen) of the lenticular nucleus, from which it is separated by the external capsule.

cla'va, gen. and pl. *cla'væ* [*L.*] Club, the swollen extremity of the funicular gracilis in the posterior portion of the medulla oblongata, just below the rhomboidal fossa.

cla'val. Relating to the clava.

cla'vate [*L. clava*, a club.] Club-shaped.

clavelization (klav-el-i-za'shun) [Fr. *clavelé* sheep-pox.] Preventive inoculation of sheep-pox.

Clav'iceps [L. *clava*, club, + *caput*, head.] A genus of fungi producing smut in cereals. *C. purpurea*, the fungus of rye which produces ergot.

clavicle (klav'i-kl) [L. *clavicula*, a small key.] Collar-bone, a long doubly curved bone, forming part of the shoulder-girdle, its inner end articulating with the manubrium sterni, its outer with the acromial process of the scapula.

clavicot'omy [L. *clavicula*, clavicle, + G. *tomē*, incision.] Surgical division of the clavicle.

clav'ula [L. dim. of *clavis*, key.] Clavicle.

clav'ular. Relating to the clavicle.

clav'ulus [L. dim. of *clavus*, a nail.] One of Sharpey's* fibers.

cla'vin. An extractive of ergot having oxytocic properties.

cla'vus [L. a nail.] 1. Corn, a small conical callosity caused by pressure over a bony prominence, usually on a toe. 2. A severe pain in the head, sharply limited in area, as if caused by the driving of a nail.

claw-foot. Muscular atrophy with caval contraction of the foot.

claw-hand. Muscular atrophy of the hand with claw-like flexion of the fingers.

Clay'ton gas. A gas, chiefly sulphurous acid with some sulphuric acid, used to kill the vermin in the hold of a ship.

Clear Creek Springs, Kentucky. Light alkaline-calcic waters. Two springs. Hepatic and renal affections, dyspepsia, cutaneous diseases, and women's diseases.

cleavage (kle'vej) 1. The splitting up of a complex molecule into two or more simpler molecules. 2. Segmentation of the vitellus, yolk-c.

c.-cav'ity, the interior of a morula or of a blastula, blastocoele. **c.-cell**, blastomere. **c. lines**, when a pin is driven into the skin of the cadaver, the opening made is linear, owing to the special distribution of the connective-tissue bundle; these lines take definite directions varying with the region of the body surface; see cut on following page. **c.-mass**, the collection of cells resulting from the segmentation of the vitellus.

hydroly'tic c., hydrolysis, c. accompanied by the taking up of the constituents of water. **yolk-c.**, segmentation of the vitellus.

clea'vers. Ladies' bed-straw, the dried herb. *Galium verum*, having diuretic properties in doses of 3 i-2 (4.0-8.0).

Cleemann's sign (kla'mahn) Wrinkling of the skin just above the patella, in fracture of the femur with overriding of the fragments.

cleft. A fissure. **bran'chial c.**, see *branchial*. **choles'terin c.**, an artefact caused by the dissolving out of cholesterol crystals in sections of degenerated tissue embedded in paraffin. **gen'ital c.**, a fissure in the embryo from which is formed the cloaca. **vis'ceral c.**, any cleft between two visceral arches in the embryo.

cleft-palate. A congenital fissure in the roof of the mouth, due to failure of the palate bones to unite; usually associated with harelip. **repair of c.-p.**, staphyloplasty, staphylorrhaphy, uranoplasty, uranorrhaphy.

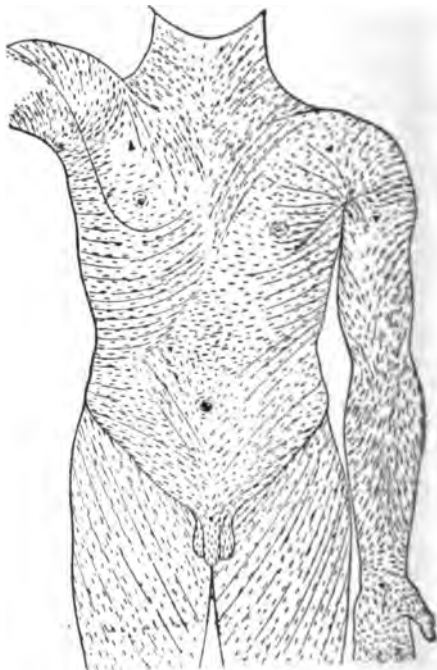
cleft-tongue. Furrowed tongue.*

cleid'agra, etc. See *clid'agra*.

cl'em'atis [G. *klēmais*, a vine.] A tincture of the fresh leaves and stems of *C. erecta*, virgin's bower; employed in homeopathic practice in the treatment of moist eczema and painful glandular swellings, in doses of the 1st to the 6th dilution.

Clem'en's solu'tion. Liquor potassii arsenatis et bromidi.

cleptoma'nia [G. *kleptō*, I steal, + *mania*, frenzy] An uncontrollable impulse to steal without needing the thing taken.



CLEAVAGE LINES OF THE SKIN. When the skin of the cadaver is pierced with a round instrument, like a shoemaker's awl, on withdrawal of the instrument the wound assumes a linear form, the direction of which in different parts of the body is here indicated.

cleptoma'niac. A person suffering from cleptomania.

cleptopho'bia [G. *kleptō*, I steal, + *phobos*, fear.] A morbid dread of becoming a thief or a cleptomaniac.

cler'gyman's sore throat. Granular pharyngitis.

clid'agra (kli-dag'rah) [G. *kleis* (*kleid-*), the clavicle, + *agra*, a seizure.] Gouty pain in the clavicle.

clidarthrit'is (kli-dar-thri' (thre')tis) [G. *kleis* (*kleid-*), clavicle, + *arthron*, joint, + *-itis*.] 1. Cleid'agra. 2. Inflammation of either of the articular ends of the clavicle.

clidocostal (kli-do-kos'tal) [G. *kleis* (*kleid-*), clavicle, + L. *costa*, rib. Relating to the clavicle and a rib.

clidorrh'xis (kli-do-rek'sis) [G. *kleis* (*kleid-*), clavicle, + *rhēxis*, rupture.] Reduction of the diameter of the shoulder-girdle of the fetus by fracture or bending of the clavicles.

clidot'omy [G. *kleis*, clavicle, + *tomē*, a cutting] Division of the clavicles to reduce the width of the shoulders of the fetus in certain cases of dystocia.

clidotripsy (kli-do-trip-si) [*kleis* (*kleid-*), clavicle, + *tripsis*, a rubbing.] Crushing of the clavicle of the fetus in order to reduce the width of the shoulder girdle in cases of dystocia.

clier (kli'er). Lymphadenitis in cattle.

Clifton Springs, N. Y. Alkaline-saline-calcic-carbonated-sulphureted waters. Used for drinking and bathing.

climac'ter [G. *klimaktēr*, the round of a ladder.] Climacteric(s).

climacteric (kli-mak'ter-ik, kli-mak-ter'ik). 1. Climacter, a supposed critical period of life, after adolescence, occurring in men or women, especially the menopause in women. 2. Relating to a climacter, or critical period of life. **grand c.**, the sixty-third year, the ninth of the seventh year periods, each of which from the third on was formerly regarded as a critical period.

climatol'ogy [G. *klima*, climate, + *-logia*.] The branch of meteorology which has to do with a study of climate and its relation to disease.

climather'apy [G. *klima(klimat-)*, climate, + *therapēia*, treatment.] The treatment of disease by a sojourn in a region having a certain climate.

climax [G. *klimax*, staircase.] The height of a disease, the stage of greatest severity.

Climax Springs, Missouri. Iodo-bromated waters. Seven springs. Chronic tuberculous and syphilitic affections.

clin'ic [G. *klinē*, bed.] 1. An institution in which medical attention is given to patients who live at home, not requiring hospital care. 2. An institution in which medical instruction is given to students by means of demonstrations in the presence of the sick. 3. A clinical lecture.

clin'ical. 1. Relating to the bedside of a patient or to the course of his disease. 2. Noting the symptoms and course of a disease as distinguished from the anatomical changes. 3. Relating to a clinic. **c. lec'ture**, a lecture on any disease during which the patient is present and is referred to in demonstration of the objective symptoms.

clinician (klin-ish'un). A practising physician, as distinguished from a pathologist or laboratory worker.

clini'cian. Clinician.

clinoc'ephal'y (kli-no-sel'ā-lī) [G. *klinē*, bed, + *kephalē*, head.] Saddle-head; a condition in which the upper surface of the skull is more or less concave, presenting a saddle-shaped appearance on profile; it is due to premature closure of the sphenoparietal suture.

clinodact'ytyl' [G. *klinō*, I incline, bend, + *daktylos*, finger.] Permanent deflection of one or more fingers.

clino'id [G. *klinē*, bed, + *eidos*, resemblance.] Resembling a bed; noting the *c. processes*, three pairs of prominences on the upper surface of the sphenoid bone, the anterior pair on the sides of the olivary process, the middle and posterior pairs at the angles of the sella turcica.

clinol'ogy (kli-nol'o-jī) [G. *klinō*, I decline, + *-logia*.] The part of science which has to deal with the retrograde changes in living organisms following the period of maturity.

clinoscope [G. *klinō*, I decline, + *skopeō*, I view.] An instrument for determining the degree of weakness of the ocular muscles by measuring the tension of the eyeballs.

clinometer (kliz-e-om'e-ter) [G. *klinis*, inclination, + *metron*, measure.] An instrument for measuring the angle which the axis of the pelvis makes with that of the body.

clitogamy (klis-tog'ā-mī) [G. *kleistos*, closed, + *gamos*, marriage.] In botany, a condition in which there are unexpanded flowers which are nevertheless fertile, producing seed.

clit'ion (klit'ō-on) [G. *klitos*, a declivity.] A cranio-metric print in the middle of the highest part of the *clivus* on the sphenoid bone.

clitorid'auxe (klit-or-id-aw'k'ae) [G. *kleitōris*, clito-

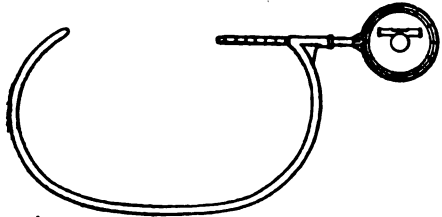
ris, + *auxē*, increase.] Hypertrophy of the clitoris.

clitorid'ean. Relating to the clitoris.

clitoridectomy (klit-or-id-ek'to-mī) [G. *kleitōris* (*kleitōrid-*), clitoris, + *ektomē*, excision.] Removal of the clitoris.

clitoriditis (kli-tor-id-i'('e')tis) [G. *kleitōris* (*kleitōrid-*), clitoris, + *-itis*.] Inflammation of the clitoris.

clitoridotomy (klit-or-i-dot'o-mī) [G. *kleitōris* (*kleitōrid-*), clitoris, + *tomē*, a cutting.] Circumcision in the female.



CLISOMETER.

clitoris (klit'or-is or kli'tor-is) [G. *kleitōris*.] An organ composed of erectile tissue, the analogue in the female of the penis; it is about an inch and a half in length, and is formed of two corpora cavernosa capped by a glans; the corpus spongiosum is absent except as it is represented by the glans.

clitoritis (kli-to-ri'('re')tis). Clitoriditis.

clit'orism. Clitoridauze.

clitoroma'nia. Nymphomania.

clitorot'omy. Clitoridotomy.

cli'vis. Declivis cerebelli.

cli'vus [L. slope.] A sloping surface, especially of a bone such as the occipital and sphenoid. **c. Blumenbach'ii**, the slope at the base of the skull from the foramen magnum to the sella turcica. **c. montic'uli**, a division of the superior surface of the vermis of the cerebellum, continuous on either side with the posterior crescentic lobules.

clo'aca [L. sewer.] The combined urogenital and rectal opening in the embryo. **c. the'ory**, the belief sometimes held by neurotics or children that a child is born as a stool is passed, from a common opening.

Cloetta's digitoxin (klo-et'tahz dij-i-toks'in) [Max Cloetta, Swiss pharmacologist, *1868.] A soluble preparation of digitoxin—digitoxinum soluble.

clon'ic. Of the nature of clonus, marked by alternate contraction and relaxation of muscle.

clonicity (klo-nis'tī-tī). The state of being clonic.

clon'ism. A long continued state of clonic spasms.

clonograph [G. *klonos*, tumult, + *graphō*, I write.] An instrument for registering the movements in clonic spasm.

clonospasm. Clonus.

clon'us [G. *klonos*, a tumult.] A form of convulsion marked by contractions and relaxations of a muscle, occurring in rapid succession. **ankle c.**, **foot-c.**, see under *ankle*. **wrist c.**, see under *wrist*. **toe c.**, see under *toe*.

Cloquet's canal' (klo-ka') [Jules Germain Cloquet, Parisian surgeon, 1790-1883.] Stilling's canal, canalis* hyaloideus. C's gang'lion, septum femorale. C's her'n'ia, a femoral hernia perforating the aponeurosis of the pectineus and insinuating itself between this aponeurosis and the muscle, lying therefore behind the femoral vessels. C's sep'tum, C's ganglion. C's sign, a bright needle is not quickly rusted when passed into the muscular tissue, if life is extinct.

clostrid'ial. Relating to any bacterium of the genus *Clostridium*.

Clostrid'ium [G. *klōstēr*, spindle.] A genus of fusiform bacteria, the shape being due to a central spore. *C. butyr'icum*, a variety of *Bacillus butyr'icus*. *C. pasteuria'num*, a nitrifying bacterium which utilizes directly the nitrogen of the air.

clot [A.S. *clott*(?), a mass.] 1. To coagulate. 2. A coagulum, a thrombus. **ag'on'y c.**, a heart clot formed during the act of dying in cases of prolonged heart failure. **ante-mor'tem c.**, a blood clot found at autopsy, which was formed in any of the heart cavities or the great vessels before death. **lam'inated c.**, a clot formed of a succession of layers such as occurs in the natural cure of an aneurysm. **post-mor'tem c.**, a clot formed in the heart or great vessels after death.

clot'bur. A plant, *Xanthium spinosum*, the leaves of which are diuretic, diaphoretic, and sialogogue in doses of gr. 10 (o.6).

clott'age. The blocking of any canal or duct by a blood-clot.

cloudy swelling (klow'di-swel'ing). Turbid swelling, albuminoid or parenchymatous degeneration; a degenerative change marked by a swelling of the cells, coarsening of the reticulum, and a clouding or granulation of the cytoplasm.

clove-hitch. A knot or loop used in making temporary traction on a limb; see cut under *knot*.

Clo'verdale Lith'ia Springs, Penn. Alkaline-saline-chalybeate waters, 52° F. One spring. Antacid, aperient, and tonic.

clo'ver-disease. Trifoliosis.

cloves. Caryophyllus.

clown'ism. A stage in hysteroepilepsy in which the patient assumes grotesque attitudes.

clubbed dig'its. Hippocratic* fingers.

club-foot. Talipes. cyloosis, kyloosis.

club-hand. Talipomanus.

club-moss. Lycopodium.

clump [A.S. *clympre*, a lump.] To form into clusters or small aggregations or groups.

clump'ing. Agglutinating; the massing together of bacteria or other cells suspended in a fluid.

clu'nes [pl. of *L. clunis*, buttock.] Nates, buttocks.

clupeine (klu'pe-ēn) [*L. clupea*, herring.] A protamine, $C_{20}H_{31}N_7O_5$, in the sperm of the herring.

cluttering (klut'er-ing). The dropping of letters or syllables by a hurried or nervous speaker.

cly'sis [G. *klysis*, a washing out.] A washing out of stagnant or waste materials in any cavity or in the blood, by means of injections of fluid.

clys'ma [G. *klyσμα*, a drenching.] An enema or clyster.

clyster (kliis'ter) [G. *klystēr*.] Enema, clyisma, a rectal injection of water or other fluid.

clys'terize. To administer a rectal injection.

C. M. Abbreviation for the degree *chirurgia magister*, master in surgery.

cm. Abbreviation for centimeter.

CN. 1. Cyanogen. 2. Trade name of a disinfectant containing cresols.

cnemial (ne'mi-al) [G. *knēmē*, leg.] Relating to the leg, especially to the shin.

cnemis (ne'mis) [G. *knēmis*, a legging.] The shin. **cnemitis** (ne-mi' (me'tis)). Inflammation of the tibia, especially periostitis of the anterior edge of the tibia.

cnemocoliosis (ne-mo-sko-li-o'sis) [G. *knēmē*, leg, + *skoliōsis*, a bending.] Curvature of the bones of the leg, bowleg.

cnicin (ni'sin). The bitter principle of *carduus*, *Cnicus benedictus*; dose, gr. 5 (o.3).

Cni'cus benedic'tus. Blessed thistle, *carduus benedictus*; see *carduus*.

cnidosis (ni-do'sis) [G. *knidōsis*, nettle-rash.] Urticaria.

CNOH. Cyanic acid.

Co. Symbol for cobalt.

CO. 1. Carbon monoxide, carbonic oxide. 2. Carbonyl.

CO₂. Carbonic anhydride, carbon dioxide, sometimes called carbonic acid which is properly H_2CO_3 , **coag'ula.** Plural of *coagulum*.

coag'ulable. Capable of clotting, tending to clot **coag'ulant.** 1. Causing coagulation. 2. An agent which causes a fluid to coagulate

coagulase (ko-ag'u-lāz). A clotting enzyme, one of which causes coagulation; thrombin and rennin are examples.

coag'ulate [*L. coagulare*, to curdle.] 1. To convert a fluid into a soft jelly-like solid. 2. To clot, to curdle, to change from a fluid state to that of a soft, jelly-like solid.

coagulation (ko-ag-u-lā'shun). 1. Clotting, the process of change from a liquid state to that of a soft, jelly-like solid. 2. A clot or coagulum. **c. time,** the time required for a drop of blood to coagulate, usually from 2 to 8 minutes.

coagulative (ko-ag'u-lā-tiv). Coagulant, causing coagulation.

coag'ulin. An antibody causing coagulation of the antigen.

coagulinoid (ko-ag'u-lin-oyd) [*coagulin* + *G. eiden*, resemblance.] A coagulin in which the function group has been destroyed by heating to 65°-70° C.

coagulum'eter [*L. coagulum*, clot, + *G. metron*, measure.] An apparatus for measuring the time required for a drop of blood to coagulate. One form (that of Russell and Brodie) consists of a truncated glass cone, on which a drop of blood is placed, which projects in a moist chamber; through a fine tube passing into the moist chamber a current of air is blown; the apparatus is placed under a microscope and the process of coagulation is observed and timed.

coagulose (ko-ag'u-lōz). Trade name of a powder obtained by precipitating normal blood serum, recommended locally and by subcutaneous injections for the control of hemorrhage.

coag'ulum, pl. *coag'ula* [*L.*] A clot; a curd.

Coak'ley opera'tion [Cornelius Godfrey Coakley, New York laryngologist, *1862.] An operation for frontal sinus disease. Skin incision from inner third of edge of orbit to the root of the nose or outward; anterior wall removed and mucous membrane curetted away under electric illumination; nasal duct curetted gently so as to secure obliteration.

coalesce (ko-al-es') [*L. coalescere*, to grow together.] To grow together, fuse, become one.

coalescence (ko-al-es-ens). The fusion or growing together of two or more bodies.

coal-miners' disease or lung. Anthracosis.

coal-tar. A black viscid liquid formed during the manufacture of illuminating gas from coal. It is a mixture of many hydrocarbons, and is the source of a great variety of substances, such as the aniline dyes, and a number of the so-called synthetic drugs. **c.-t. rem'edies,** drugs manufactured synthetically from c.-t. or its derivatives, such as acetanilide, antipyrine, etc.

coaptation (ko-ap-tā'shun) [*L. coaptare*, to fit together.] The joining together or fitting of two surfaces, as the lips of a wound or the ends of a broken bone. **c. splint,** one of a number of short splints used for the purpose of keeping the ends of

a divided bone in place, usually supplemented by a long splint to prevent leverage.

coarct (ko-arkt') [L. *co-*, together, + *arctare*, to press.] To press together.

coarctate (ko-ark'tât) 1. Coarct. 2. Pressed together.

coarctation. 1. A narrowing. 2. A compression.

coarctotomy (ko-ark-tot'ô-mî) [L. *coarctum*, something pressed together, stenosed, + *G. tomê*, cutting.] Division of a stricture.

coarse. Rough, not fine in texture. **c. adjust'ment**, see *adjustment*.

coarticulation. 1. A joining together. 2. An articulation.

coat (kôt). 1. The outer covering or envelope of an organ or part. 2. One of the layers of membranous or other tissues forming the wall of a canal or hollow organ; tunic.

cobalt (ko'bawlt). A steel gray metallic element, symbol Co, atomic weight 58.97. Its compounds afford pigments, the protoxide being the beautiful cobalt blue.

cobaya (ko-ba'yah). Guinea-pig, *Cavia cobaya*.

Cobel's glands. Mucous glands in the lower part of the esophagus.

cobra (ko'brah) [Port. snake, from L. *coluber*, snake.] *Naja tripudians*.

cobra-lecithid (ko'brah-les'e-thid). A thermostable combination of cobra-venom and lecithin which is actively hemolytic.

cobralysin. An hemolysin in cobra venom.

coca (U.S.), **co'ca** fo'la (Br.). The dried leaves of *Erythroxylon coca* or *E. truxillense*, yielding not less than 0.5 per cent. of ether-soluble alkaloids; the source of cocaine and several other alkaloids; tonic and stimulant in doses of gr. 30-60 (2.0-4.0).

cocaine (ko-kah-e'na) (U.S. and Br.). Cocaine, methyl-benzoyl-ecgonine, an alkaloid derived from coca; formula $C_{17}H_{21}NO_4$; occurs in large colorless crystals very slightly soluble in water; local anesthetic, anodyne, sedative; internal dose, gr. $\frac{1}{4}$ (0.015-0.03). **cocain'ae hydrochloridum** (U.S. and Br.), cocaine hydrochloride, occurs in prisms, leaflets, or crystalline powder; local anesthetic, mydriatic, and sedative; internal dose gr. $\frac{1}{4}$ (0.015-0.03).

cocaine (ko'kah-ên). Cocaina.

cocainidine (ko-kah-in't-dên). An alkaloid from coca leaves, similar to, but much weaker than, cocaine, and perhaps isomeric with it.

cocainism (ko'kah-in-izm). The habitual use of cocaine as an intoxicant.

cocainist (ko'kah-ên-ist). One suffering from cocaine addiction.

cocainization (ko-kah-ên-i-za'shun). Bringing under the anesthetic influence of cocaine.

cocainize (ko'kah-en-lz). To render anesthetic by means of cocaine.

cocainomania (ko'kah-ên-o-ma'ni-ah). Cocaine addiction, the habitual use of cocaine as an intoxicant.

cocainomaniac (ko-kah-ên-o-ma'ni-ak). One who is addicted to the use of cocaine as an intoxicant.

coccyprine (ko-kah-pi'rên). A mixture or compound of cocaine, 1 part, and antipyrine, 100 parts; antipyretic and analgesic in doses of gr. 2-5 (0.13-0.3).

Coccyaceae. A family of *Schizomyceles* which includes all the spherical cells dividing in one (*Streptococcus*), two (*Micrococcus*), or three (*Sarcina*) planes.

coc'cal. Relating to cocci.

cocci (kok'si). Plural of *coccus*.

coccidial (kok-sid't-al). Relating to a protozoan of the genus *Coccidium*.

Coccidiidea (kok'sid-i-id'e-ah). An order of *Telosporidia*, the members of which are cell-parasites, with an alternation of sexual and asexual generations (sporogony and schizogony).

Coccidioides immitis (kok-sid-i-oy'dêz) [L. *coccidium* + *G. eidos*, resemblance; L. *immitis*, rough, harsh.] An organism found in certain cutaneous and pulmonary affections with lesions resembling infectious granulomata; it is uncertain whether the organism is a protozoan or a mould.

coccidiosis (kok-sid-e-o'sis). The occurrence in the liver, usually of the rabbit, of rounded whitish nodules of variable size situated along the smaller bile-ducts; these consist of hypertrophy of the epithelium of the ducts due to inclusions of coccidia.

Coccidium (kok-sid't-um) [dim. of *G. kokkos*, berry.] A genus of protozoans, order *Coccidiidea*, many species of which are parasitic in vertebrates. **C. bigem'inum**, a species found in the feces of dogs, cats, and possibly man. **C. cunicu'uli**, a parasite in the intestine and liver of rabbits. **C. hom'inis**, a species, possibly identical with *C. cuniculi*, found in the human intestine and liver. **C. ovifor'me**, a species found in the intestine and liver of rabbits, mice, and man, sometimes causing cystic dilatation of the bile-ducts. **C. perforans**, *C. hominis*.

coccinella (kok-sin-el'ah). Cochineal, coccus(1).*

coccinellin (kok-sin-el-in). The coloring matter derived from cochineal.

coccobacillus. A short thick bacillus, of the shape of an oval or slightly elongated coccus. **C. foetidus nasi**, Perez* bacillus.

coccobacterium, pl. *coccobacte'ria*. Coccus(2).

coccogenous (kok-oj'en-i-us) [G. *kokkos*, berry (coccus), + *gennaô*, I produce.] Caused by cocci.

coc'culus in'dicus [L. dim. of *coccus* (G. *kokkos*), berry.] The fruit of *Anamirta paniculata*, a climbing shrub of India, the source of picrotoxin.

coc'cus (U.S.), **coc'cus cac'ti** (Br.). 1. Cochineal; the dried female insect, *Pseudococcus cacti*, a source of carmine; employed as a coloring agent in pharmaceutical preparations and as a dye in histology and bacteriology. 2. A bacterium of round spheroidal or ovoid form, including *micrococcus*, *gonococcus*, *meningococcus*, *staphylococcus*, *streptococcus*, and *pneumococcus*.

coccyalgia (kok-si-al'ji-ah) [G. *kokkyx*, coccyx, + *algos*, pain.] Coccygodynia.

coccydyn'ia. Coccygodynia.

coccygalgia (kok-si-gal'ji-ah) [G. *kokkyx*(*kokkyg*-), coccyx, + *algos*, pain.] Coccygodynia.

coccygeal (kok-si'e-al). Relating to the coccyx.

coccygectomy (kok-si-jek'to-mi) [G. *kokkyx*(*kokkyg*-), coccyx, + *ektomê*, excision.] Removal of the coccyx.

coccygeret'rium (kok-sij-e-rek'tor). Musculus extensor coccygis.

coccygeus (kok-si-jé-us). See under *musculus*.

coccygodynia (kok'si-go-din'ti-ah) [G. *kokkyx*(*kokkyg*-), coccyx, + *odynê*, pain.] Neuralgic or rheumatic pain in the coccygeal region.

coccygot'omy [G. *kokkyx*(*kokkyg*-) coccyx, + *tomê*, a cutting.] Operation for freeing the coccyx from its attachments.

coccygodynia (kok'si-o-din'ti-ah). Coccygodynia, severe pain in the region of the coccyx.

coccyx, gen. *coc'cygis* (kok'siks) [G. *kokkyx*, a cuckoo, because of the fancied resemblance of the bone

to the bill of this bird.] Os coccygis, the small bone at the end of the spinal column in man, formed by the fusion of four rudimentary vertebrae; it articulates above with the sacrum.

cochia pills (koch't-ah). Pilulae colocynthidis compositae (B.P.), compound colocynth pills.

cochineal (koch'in-él) [L. *coccineus*, scarlet.] Coccus (1).

cochlea (kok'le-ah) [L. snail shell.] A cone-shaped cavity in the petrous portion of the temporal bone, forming one of the divisions of the labyrinth or internal ear; it consists of a spiral canal making two and a half turns around a central core of spongy bone, the *modiolus*; this spiral canal of the cochlea contains the membranous cochlea or *ductus cochlearis* in which is the organ of Corti, one of the terminal auditory apparatuses.

cochlear (kok'le-ar). Relating to the cochlea.

cochleare (kok-le-a're) [L.] A spoon. *c. am'plum*, c. mag'num, large spoon, tablespoon. *c. me'dium*, medium-sized spoon, dessertspoon. *c. par'vum*, small spoon, teaspoon.

Cochlearia (kok-le-a'ri-ah). A genus of plants, containing *C. armoracia*, horseradish, and *C. officinalis*, scurvy-grass.

cochlearia (kok-le-a'ri-ah). Scurvy-grass, spoonwort, the herb *Cochlearia officinalis*; it resembles horseradish in taste and therapeutic properties.

cochleariform (kok-le-a'ri-form) [L. *cochleare*, spoon, + *forma*, form.] Spoon-shaped.

cochleate (kok'le-ât) [L. *cochlea*, a snail.] Resembling more or less a snail-shell, noting the appearance of a form of plate culture; see cut under *colony*, 1, A.

cochleitis (kok-le-i' (e')tis) [L. *cochlea* + G. -itis.] Inflammation of the cochlea.

cochleovestibular (kok-le-o-ves-tib'u-lar). Relating to the cochlea and the vestibule of the ear.

cochlitis (kok-li' (le')tis). Inflammation of the cochlea.

cockroach. A common insect or black beetle often infesting houses; it has been employed in medicine as a diuretic; see *blatta*.

COCL. Abbreviation for cathodal opening clonus; written also CaOCl.

cocoa (ko'ko) [a corruption of *cacao*.] A substance, and the beverage made from it, prepared from the seed of cacao or theobroma, in the same way as chocolate, with all the fat possible expressed.

cocconut (ko'ko-nut). The fruit of a tall palm, *Cocos nucifera*, employed as a food, and also in the manufacture of an oil.

coctola'bile [L. *coctus*, boiled, + *labilis*, perishable.] Subject to alteration or destruction when exposed to the temperature of boiling water.

coctosta'bile, coctosta'ble [L. *coctus*, boiled, + *stabilis*, stable.] Resisting the temperature of boiling water without alteration or destruction.

co'damine. An alkaloid, $C_{10}H_{11}NO_4$, derived from the mother liquor of morphine, isomeric with laudanine; occurring in hexagonal crystals.

code [L. *codex*, a tablet for writing on.] A compendium of rules. *c. of eth'ics*, a conventional set of rules for the guidance of the medical practitioner in his professional relations.

codeina (ko-de-e'nah) [G. *kôdeia*, poppy-head.] (U.S. and Br.) Codeine, an alkaloid, $C_{18}H_{21}NO_4 + H_2O$, obtained from opium or made artificially from morphine; it occurs in the form of white prisms or a crystalline powder; employed as an analgesic and hypnotic and for the relief of cough in doses of gr. $\frac{1}{2}$ -2 (0.03-0.13). *codei'næ phos'phas* (U.S. and Br.), codeine phosphate, in white granular soluble crystals; dose, gr. $\frac{1}{2}$ -2 (0.03-

0.13). *codei'næ sul'phas* (U.S.), codeine sulphate in white needles or a crystalline powder; dose gr. $\frac{1}{2}$ -2 (0.03-0.13).

codeine (ko'de-ên). Codeina

co'deonal. Trade name of a combination of codeine and veronal, recommended as an hypnotic. **Co'dex medicamentarius**. The official title of the French Pharmacopoeia.

cod'-liver oil. Oleum morrhuae.

co'dol. Retinol.

codren'in. Trade name of a mixture of cocaine hydrochloride and adrenalin chloride, employed as a hemostatic and local anesthetic.

co'e'cum. Cecum.

coefficient (ko-ê-fish'ent). The expression of the amount or degree of any quality possessed by a substance. **biolog'ical c.**, the energy expended by the body at rest. **Bouchard's c.**, the proportion of solids to fluid in the urine. **Hygien'ic Laboratory c.**, a figure expressing the disinfectant value of any substance; it is obtained by dividing the figure representing the weakest dilution of the disinfectant which will kill the typhoid bacillus in 2½ or in 15 minutes by that representing the weakest dilution of phenol which will kill the same organism in the same periods of time. **isoton'ic c.**, the amount of salts in the blood plasma, or the amount which must be added to distilled water to make an isotonic solution. **Lan'cet c.**, a figure expressing the disinfecting power of any substance; it is obtained by dividing the figure representing the percentage strength of the weakest killing dilution of phenol by that representing the percentage strength of the weakest killing dilution of the disinfectant, both at 2½ and at 30 minutes. **Rid'eal-Walk'er c.**, phenol c., a figure expressing the disinfecting power of any substance; it is obtained by dividing the figure indicating the degree of dilution of the disinfectant that kills a microorganism in a given time by that indicating the degree of dilution of phenol which kills the organism in the same space of time under similar conditions; see *Rideal-Walker method*. **urotox'ic c.**, the number of urotoxic units per kilogram of body weight, excreted in the 24 hours.

coel'arium, coel'arium. Mesothelium, the epithelial lining of the coelom or body cavity in the embryo.

coelen'teron [G. *kôilos*, hollow, + *enteron*, intestine, Archaetron.

coe'liac. Celiac.



CœLIADELPHUS.

cœliadelphus (se-li-â-del'fus) [G. *kôilia*, belly, + *adelphos*, brother.] A twin monster with fused abdomens.

cœ'lom, coelo'ma [G. *kôiloma*, a hollow.] 1. The cavity between the two layers of the mesoderm after their union with the ectoderm and entoderm respectively. 2. The general body cavity in the adult.

celonychia (se-lo-nik't-ah). Celonychia.

cenob'ium. Cenobium.

coe'nosite. Cenosite.

coe'nure. Cenurus cerebialis.

Cœnu'rus cerebra'lis. Cenure, the larva of *Tænia caninus*; it produces staggers when in the brain of the sheep, and leaping-ill when in the spinal cord.

co-enzyme (ko-en'zim). Activator(r).

coferment (ko-fur'ment). Coenzyme.

coffee (kof'i-, kaw'i'). The seed of the berry of *Coffea arabica*; it is the source of the alkaloid caffeine.

coffee-ground vomit. A form of black vomit; a dark brown or blackish material, resembling coffee-grounds in color and consistency, vomited in cases of cancer of the stomach and other diseases.

coffee-dam. In dentistry a thin sheet of rubber tissue adjusted around the neck of a tooth so as to prevent the access of saliva to the part operated upon; also called rubber-dam.

coffin. The hollow part of the hoof of a horse; the entire hoof below the coronet inclusive of the coffin bone.

coffin-bone. The third or ungual phalanx in the foot of the horse, os pedis or foot bone; it is completely inclosed by the hoof to which it bears a resemblance in form.

coffin-joint. The navicular joint of a horse, between the coronary and coffin bones.

cog [Celtic.] One of a series of teeth or projections on a wheel or other part of machinery; used figuratively in the sense of an interruption to the regular course of any action. **respiratory c.**, a sudden brief halt in either inspiration or expiration.

cognac (ko'nyak) [*Cognac*, a district in France.] A fine French brandy.

COH. CCl₄. Chloral.

Cohn's test. For albumin in the urine: if albumin is present a precipitate is formed upon the addition to the urine, acidulated with acetic acid, of a mixture of solutions of lead iodide and bismuth iodide.

cohesion (ko-he'zhun) [*L. coherere*, to stick together.] The power of attraction between the molecules of any substance keeping the mass from falling apart.

C₂H₂K(SbO). Tartar emetic, antimonyl-potassium tartrate.

Cohn's stomata. Minute apertures in the walls of the pulmonary alveoli, possibly artefacts.

Cohn's test [Hermann Ludwig Cohn, German oculist, *1838.] A test for color vision by means of a comparison of embroidery patterns of different colors.

C₂H₂NaK. Potassium and sodium tartrate. Rochelle salt.

Cohnheim's areas (kõn'him) [Julius Cohnheim, German pathologist, 1839-1884.] Polygonal mosaic-like figures, seen in the cross-section of a muscle examined under the microscope; they are bunches of sarcofibrils. **C's fields**, **C's areas**, **C's frog**, a salt frog*. **C's theory**, the theory that tumors arise from cell rests, or embryonal cells left over, as it were, after the development of the fetus and its organs.

cohabitation [*L. cohobare*, to redistill.] Redistillation of a liquid, to obtain it in still greater purity.

cohab'. The Indian name of several unrelated plants which have been used more or less in medicine. **black c.**, *cimicifuga*. **blue c.**, *Caulophyllum thalictroides*. **red c.**, *Actaea rubra*, baneberry or herb-christopher with red berries; **white c.**, *Actaea alba*, baneberry with white berries.

coll [*L. colligere*, to collect.] A structure consisting of a series of windings forming a ring or spiral. **a. gland**, sweat gland, glandula* glomeriformis. **induction c.**, see under *induction*.

colonsite (koy'no-sit). Cenosite.

coin sign or test. Bellmetal resonance.*

coinsurance (ko-in-shu'rans). Insurance jointly by two or more companies.

Coiter's mus'cle. See Koyter.

coition (ko-ish'on) [*coire*, to come together.] Coitus, sexual intercourse.

coitophobia (ko-i-to-fo'bf-ah) [*L. coitus*, sexual intercourse, + *G. phobos*, fear.] An unreasoning apprehension or fear of the sexual act.

coitus (ko'i-tus) [*L.*] Copulation, coition, sexual union.

cola. The cotyledons of *Cola vera* or *C. acuminata* (*Sterculia acuminata*); the drug contains caffeine, theobromine, and a soluble principle, colatin; employed as a cardiac and nerve stimulant in doses of gr. 20-40 (1.3-2.6).

colalgia [*G. kolon*, colon, + *algos*, pain.] Colic; pain in the colon.

colanin. A yellowish powder composed of a mixture of bile acids with magnesium carbonate; recommended in the treatment of cholelithiasis in doses of gr. 1-1/2 (0.015-0.03).

colasa'ya. Trade name of a tonic of calisaya bark, cola, iron, and phosphates.

colat'ion [*L. colare*, to strain.] Straining, filtering.

colchicine (kol'chis-e-in). A derivative, C₂₁H₂₁NO₆ + 1/2 H₂O, obtained from colchicum by hydrolysis; occurs in yellowish white powder or acicular crystals; used in gout in doses of gr. 1/16-1/8 (0.0005-0.001).

colchicina (kol'che-se'nah). (U.S.) Colchicine, C₂₁H₂₁NO₆, an alkaloid, obtained from colchicum, occurring in the form of a pale yellow crystalline powder or scales, employed in gout in doses of gr. 1/16-1/8 (0.0004-0.0006).

colchicine (kol'che-sen). Colchicina.

colchicum (kol'chik-kum) (U.S.). Meadow saffron, the dried corm (*col'chici cormus*, U.S. and Br.), and the seed (*col'chici semen*, U.S., *col'chici semina*, Br.), of *Colchicum autumnale*, an herb of central and southern Europe; employed chiefly in the treatment of gout; dose of either corm or seeds, gr. 2-5 (0.13-0.3). The official preparations (U.S. and Br.) are a tincture made from the seeds, an extract from the corm, a wine from the seed (U.S.) or corm (Br.), and a fluid-extract from the seed (U.S.).

col'chisal. Colchicine and cannabis indica dissolved in methyl salicylate and evaporated to an amorphous yellow powder; employed in gout in dose of 1/16 gr. (0.0006).

col'cothar [*L.*] Red oxide of iron, ferri* oxidum rubrum.

cold. 1. The opposite of heat; the sensation produced by anything of a low temperature, or by the abstraction of heat from the body. 2. A catarrhal affection, especially of the respiratory mucous membranes. **c. in the head**, coryza, rhinitis. **c. on the chest**, bronchitis.

cold-rigor point. The degree of lowered temperature at which the activity of a cell ceases and it passes into the narcotic or hibernating state.

cold-sore. Herpes labialis

Cold Sulphur Springs, Virginia. Sulphated-sulphureted-alkaline-chalybeate waters, 50° F. Gastric, intestinal, hepatic, and renal diseases.

Cole's din'ner pill (N.F.). Purified aloes, mass of mercury, and jalap each gr. 1/2 (0.08), antimony and potassium tartrate, gr. 1/16 (0.0013).

colectomy [*G. kolon*, colon, + *ektomē*, excision.] Excision of a segment or all of the colon.

Coleman-Schaffer diet (kol'man-shaffer). A diet for typhoid-fever patients; it is rich in protein with high carbohydrate ratio and a moderate amount of fat, consisting chiefly of cocoa, eggs,

cream, bread and butter, and milk sugar; the food is given in small quantities at frequent intervals.

Colemanville Mineral Springs, Virginia. Mild alkaline-saline, and mild alkaline-chalybeate waters. Eighty-seven springs. Gastroenteric troubles, hepatic and renal disorders, and general debility.

coleoceles (ko'le-o-sel) [G. *koleos*, sheath, + *kēlē*, tumor.] Colpocele.

colocystitis (ko-le-o-sis-ti' (te')tis) [G. *koleos*, sheath, + *kystis*, bladder, + *-itis*.] Inflammation of both vagina and bladder.

colotomy [G. *koleos*, sheath, + *tomē*, incision.] 1. Incision into the pericardium. 2. Colpotomy.

Coley's fluid, C.'s mixed toxins [William B. Coley, New York surgeon, *1862.] A mixture of sterilized cultures of *Streptococcus erysipelatos* and *Bacillus prodigiosus*, in the proportion of 100 to 30, with 20 of glycerin; employed in the treatment of inoperable sarcoma in hypodermic doses of m℥ (0.015) gradually increased.

colibacillary (ko-le-bas'il-a-re). Relating to *Bacillus coli*.

colibacilluria (ko-li-bas-il-u'ri-ah) [*colibacillus* + G. *ouron*, urine.] The presence of colon bacilli in the urine when voided.

colibacillus (ko'le-bā-sil'us). Colon bacillus, *Bacillus coli*.

colic [G. *kōlikos*, relating to the colon.] 1. Relating to the colon. 2. Spasmodic pains in the abdomen; enteralgia. **appendic'ular c.**, pain in the appendix vermiformis, occasioned by occlusion of its mouth or by fibrous involutionary changes. **bil'ary c.**, intense pain caused by the passage or impaction of a gallstone in the cystic or hepatic duct. **bil'ious c.**, more or less severe pain accompanying acute indigestion, diarrhea, and the presence of bile in the stools and vomitus. **copp'er c.**, an affection similar to lead c. occurring in chronic poisoning by copper. **Devonshire c.**, lead c. **gas'tric c.**, gastralgia. **hepat'ic c.**, hepatalgia; biliary c. **hill c.**, hill diarrhea, a diarrhea common among those going to the hill country in India after a long stay in the hot regions. **lead c.**, severe abdominal pain, with constipation, symptomatic of lead poisoning. **meco'nial c.**, abdominal pain of newborn infants. **muc'ous c.**, mucomembranous enteritis*, mucous colitis. **nephrit'ic c.**, (1) pain occasionally present in cases of acute renal inflammation; (2) renal c. **ova'rian c.**, ovarian neuralgia or pain due to a neoplasm or any other disease of the ovaries. **pain'ter's c.**, lead c. **pancreat'ic c.**, severe pain, simulating biliary c., caused by the passage of a pancreatic concretion. **pseudomem'branous c.**, mucous c. **re'nal c.**, severe pain caused by the passage of a calculus through the ureter. **sabur'ral c.**, bilious c. **sat'urnine c.**, lead c. **ster'coral c.**, pain induced by fecal obstruction in the intestine. **tu'bal c.**, pain due to spasmodic contraction of the oviduct excited by a blood clot or a bit of mucus in the tubes. **u'terine c.**, painful cramps of the uterine muscle sometimes occurring at the menstrual period. **vermic'ular c.**, appendicular c.

colica. 1. A colic artery, see under *arteria*. 2. Colic, abdominal pain. c. **hepat'ica**, biliary colic. c. **menstrua'lis**, dysmenorrhea. c. **mucosa**, mucomembranous enteritis. c. **picto'num**, c. **picto'rum**, painter's colic. c. **scorto'rum**, prostitutes' colic, abdominal pain occurring in prostitutes, attributed variously to neuralgia of the hypogastric plexus, to salpingitis, or to other inflammatory conditions of the internal genital organs.

coliccolitis (ko-li-ko-li' (le')tis). Inflammation of the colon due to the action of *Bacillus coli*.

colicoplegia (kol'li-ko-pie'ji-ah) [G. *kōlikos*, colic, + *plēgē*, stroke.] Lead poisoning marked by both colic and palsy.

colic-root. Dioscorea.

collocystitis (ko'li-sis-ti' (te')tis) [*coli* bacillus + *-cystitis*.] Inflammation of the bladder caused by the *Bacillus coli*.

collocystopyelitis (ko'le-sis'to-pi-ē-li' (le')tis). Inflammation of the pelvis of the kidney and the bladder caused by the presence of the *coli* bacillus.

colli-group. A group of allied bacteria, including the typhoid, paratyphoid, and paracolon bacilli, *B. psittacosis*, and *B. coli*; the pasteurelloses.

colli-infec'tion. Infection with the colon bacillus.

collysin. An hemolysin formed by *Bacillus coli*.

collone (kol'li-ōn). Colyone.

colplication (ko-li-pli-ka'shun) [*colon* + *plication*.] An operation for reducing the lumen of a dilated colon by making folds or tucks in its walls.

colpuncture (ko-li-pung'chur). Puncture of the colon to relieve gaseous distention, colocentesis.

colitis (ko-li' (le')tis) [G. *kōlon* + *-itis*.] Inflammation of the mucous membrane of the colon. **mucous c.**, colic myxoneurosis; an affection of the mucous membrane of the colon, characterized by more or less colicky pain, constipation or diarrhea, sometimes alternating, and the passage of slimy pseudomembranous shreds and patches. **pseudomem'branous c.**, mucous c.

coluria (ko-li-u'ri-ah). Colibacilluria.

collæ'mia. Collemia.

collaform. Glutiform.

collagen [G. *kolla*, glue, + *gennōō*, I produce.] An albuminoid present in connective tissue, bone (*ossein*), and cartilage (*chondrin*); on boiling with water it is converted into gelatin.

collagen'ic. Producing gelatin, noting the tissues containing collagen.

collapse [L. *collabi*, to fall together.] 1. A condition of extreme prostration, similar to shock and due to the same causes, often with the added moment of a great loss of fluid, as in cholera. 2. To fall into a state of profound physical depression. 3. A falling together of the walls of a structure. **pul'monary c.**, post-natal atelectasis.

collar-bone. Clavicle.

collar'gum, collar'golum. A trade name for colloidal silver, an allotropic form of silver, soluble in water, employed in septic conditions in dose of gr. 1 (0.02), or hypodermically in doses of 8 to 30 minims (0.5-2.0) of a 1-200 solution.

collateral [L. *col*, together, + *lateralis*, relating to the side.] 1. Accompanying, running by the side of. 2. Secondary or subordinate. 3. Of indirect, not lineal, descent or ascent. 4. A secondary or accessory blood-vessel or nerve accompanying the main stem. c. **bu'n'dle**, c. **circulation**, c. **em'inance**, c. **lig'aments**, etc., see the nouns.

collective [L. *collectus*: con-, together, + *legere*, to gather.] Relating to a number of individuals taken together or acting in unison. c. **fruit**, a mass formed of the fruits of several neighboring flowers, like the pineapple or fig. c. **investiga'tion**, an inquiry into any subject conducted by a society or voluntary association, each member of which fills up a blank form containing questions relating to the matter under investigation; these answers are received by a committee whose duty it is to compare and tabulate them, and to formulate deductions and conclusions based upon them.

colle'mia, collae'mia [colloid + *G. haima*, blood.]

The presence of matter, especially urates, in colloid form in the blood.

Colles-Beaumonts law [See *Beaumonts*.] Same as Colles's* law.

Colles's fas'cia [Abraham Colles, Irish surgeon, 1773-1843.] The deeper layer of the perineal fascia. **C.'s frac'ture**, a fracture of the lower end of the radius with displacement of the hand backward and outward, an extension fracture; a flexion fracture in the same location is sometimes called a *reversed Colles' fracture*. **C.'s law**, the mother of a syphilitic infant, though she herself has never had any symptoms of the disease, is immune. **C.'s lig'ament**, **C.'s reflex ligament**, **ligamentum* inguinale reflexum**.

colliculitis (kol-lik-u-li' (le)'tis) [*L. colliculus*, mound. + *G. -itis*.] Inflammation of the urethra in the region of the verumontanum (colliculus seminalis).

collic'ulus [*L.* mound, dim. of *collis*, hill.] In anatomy, a small elevation above the surrounding parts. **c. facia'lis**, facial hillock, a flat thick portion of the eminentia medialis, just above the striae medullares in the rhomboidal fossa; it is formed by the internal genu of the facial nerve. **c. infe'rior** [BNA], inferior hillock, posterior body, testis, the posterior of the quadrigeminal bodies on either side, composed chiefly of gray matter with a white capsule; it is smaller than the *c. superior*. **c. semina'lis**, verumontanum, caput gallinaginis, an elevated portion of the crista urethralis about the center of the pars prostatica, on either side of which open the prostatic ducts. **c. supe'rior** [BNA], superior hillock, anterior body, testis, the anterior of the quadrigeminal bodies on either side; it consists of four layers or strata named, from above downward, stratum zonale, cinereum, opticum, and lemnisci.

collidine (kol'i-dén). A ptomaine obtained from decomposing glue, occurring as an oily colorless liquid, of pleasant odor, but toxic, $C_8H_{11}N$.

collier's lung. Anthracosis.

colliform. Trade name of a mixture of gelatin and formaldehyde employed in antiseptic dressings.

collia. The diffusible form of gelatin, the type of the colloids (3).

collinsonia [Peter Collinson, English botanist, 1694-1768.] Citronella, stonewort, the herb *Collinsonia canadensis*, astringent, tonic, diuretic, and diaphoretic; employed in eclectic practice in the treatment of clergyman's sore throat, digestive and urinary disorders, and hemorrhoids, in doses of $\text{gr. } 10-15$ (0.6-1.0) of the specific preparation in syrup or water.

collinsonia. An extract of collinsonia, employed to meet the same indications as the crude drug, in doses of *gr. 2-3* (0.13-0.2).

Collin's osteoclast (kô-lan') [Collin, instrument maker of Paris, contemporary.] An apparatus for fracturing a bone at any desired point, used in the correction of knock-knee. See cut under *osteoclast*.

colligation (kol-i-kwa'shun) [*L. col-*, together, + *apere*, to cause to melt.] Excessive discharge of fluid.

colligative (kô-lik'wa-tiv). Noting a discharge, liquid in character and excessive in amount, as a *c. diarrhea* or a *c. sweat*.

colloid'ion. Colloidium. **blis'tering c.**, colloidium cantharidatum. **canthar'idial c.**, colloidium cantharidatum. **contra'ctile c.**, colloidium flex'ile c., colloidium flexile. **hemostat'ic c.**, colloidium stypticum. **styp'tic c.**, colloidium stypticum.

collo'dium [*G. kolla*, glue, + *eidos*, appearance.] (U.S. and Br.) Collodion, made by dissolving pyroxylin, or gun-cotton, 40, in ether 750, and alcohol 250; in the B.P. the proportions are 1, 36, and 12, respectively; on evaporation it leaves a glossy contractile film; employed as a protective to cuts or as a vehicle for the local application of medicinal substances. **c. cantharida'tum** (U.S.), **c. vesicans** (Br.), cantharidal colloidion, blistering colloidion, composed of a powdered chloroform extract of cantharides 60, in flexible colloidion 85; employed externally as a blistering fluid. **c. elas'ticum**, **c. flexile**. **c. flex'ile** (U.S. and Br.), flexible colloidion, made by adding castor oil 30, Canada turpentine 50, to colloidium 920; the B.P. has 1 castor oil, 2 Canada turpentine, and 48 colloidium; used for the same purposes as colloidium, over which its film possesses the advantage for certain cases of not contracting. **c. hæmostat'icum**, **c. stypticum**. **c. ioda'tum** (N.F.), iodized colloidion; a 5 per cent. solution of iodine in flexible colloidion; counter-irritant. **c. iodoforma'tum** (N.F.), iodoform-colloidion; a 5 per cent. solution of iodoform in flexible colloidion, employed locally. **c. salicyla'tum compos'itum** (N.F.), compound salicylated colloidion; salicylic acid 11, extract of Indian hemp 2, alcohol 10, flexible colloidion to make 100; employed externally for the removal of corns. **c. styp'ticum** (U.S.), styptic colloidion, styptic colloid, colloidium hæmostaticum, xylostyptic ether; made of tannic acid 20, alcohol 5, ether 25, colloidion to make 100; employed as an astringent and local hemostatic. **c. tig'lii** (N.F.), croton-oil colloidion; a 10 per cent. solution of croton oil in flexible colloidion; counterirritant. **c. vesic'ans** (Br.), **c. cantharidatum**.

coll'ogen. Collagen.

colloid (kol'loyd) [*G. kolla*, glue, + *eidos*, appearance.] 1. Glue-like. 2. A translucent, yellowish, homogeneous material of the consistency of glue, less fluid than mucoid or mucinoid, found in the cells and tissues in a state of colloid degeneration. 3. A substance such as gelatin (collin) or the cytoplasm, which, by reason of the size of its molecules, is slowly diffusible rather than soluble in water, its hydrates being gelatinous in consistence, and is incapable of passing through an animal membrane. 4. Colloidal metal.* **am'yl c.**, anodyne c. **an'odyne c.**, amyl c., amyl hydride and absolute alcohol, each $\frac{1}{2}$ ounce, aconitine 1 gr., veratrine 6 grs., colloidion 2 ounces; used as a local application for neuralgia and muscular pains. **c. degenera'tion**, see *degeneration*. **c. degen'eration of the skin**, **c. milium**, **hyaloma**.* **emul'sion c.**, emulsoid, a colloid solution in which the substance is in the form of exceedingly minute film-covered droplets, infinitely smaller than those of an emulsion, the solution being more or less viscid. **hy'drophile c.**, emulsion c., emulsoid.* **irrever'sible c.**, one which is not again soluble in water after having been dried at ordinary temperature. **pro'tective c.**, a c. which has the power of preventing the precipitation of suspension colloids under the influence of an electrolyte. **rever'sible c.**, one which is again soluble in water after having been dried at ordinary temperature. **styp'tic c.**, colloidium stypticum. **suspen'sion c.**, suspensoid, a colloid solution in which the particles are solid and have no attraction for the fluid in which they are suspended.

colloid'al. Colloid(1). Relating to colloid(2 or 3).

coll'oidin. Colloid(2).

colloidogen (kol-loi'do-jen). A hypothetical substance assumed to be effective in maintaining the inorganic constituents of the body in colloid solution.

collo'ma, pl. *collo'mata* [G. *kolla*, glue, + *-ōma*.] A cancer which has undergone colloid degeneration.

collone'ma, pl. *collone'mata* [G. *kolla*, glue, + *nēma*, yarn.] Myxoma.

colloper'ia [L. *collum*, neck, + G. *pēxis*, fixation.] Trachelopelexia.

collox'ylin [G. *kolla*, glue, + *xylinos*, woody.] Pyroxylin.

col'lum [L.] 1. The neck. 2. A constricted or neck-like portion of any organ or other anatomical structure. c. *anatom'icum*, anatomical neck of the humerus, a groove separating the head from the tuberosities, giving attachment to the capsular ligament. c. *chirur'gicum*, surgical neck of the humerus, the narrowing portion below the head and tuberosities. c. *fem'oris*, neck of the femur, a short strong bar projecting at a more or less obtuse angle (about 125°) from the upper end of the shaft of the femur, and supporting the head. c. *hu'meri*, neck of the humerus; see c. *anatomicum* and c. *chirurgicum*. c. *mandib'ulæ*, neck of the condyloid process of the lower jaw. c. *ra'dii*, neck of the radius, the narrow part of the shaft just below the head or capitulum. c. *scap'ulæ*, neck of the scapula, a slight constriction marking the division between the head (glenoid cavity and coracoid process) and the body of the scapula.

collunarium (kol'lu-na'ri-um) [L. *colluere*, to rinse + *nares*, nostrils.] A nose-wash, nasal douche.

colluto'rium [L.] Collutory, mouth wash, gargle. c. *acidi benzo'ici*, Miller's collutory, contains benzoic acid gr. 3, tincture of krameria 3½, peppermint oil and cinnamon oil each m2, saccharin gr. 8, in alcohol 3i; used as a mouth wash in the strength of 30 drops (2.0) in a half tumbler (34) of water.

coll'utory [L. *colluere*, to rinse.] Collutorium.

colly'rium [G. *kollyrion*, an eyesalve.] 1. An eyewash. 2. A suppository (obsolete).

coloboma (kol-o-bo'mah) [G. *kolobōma*, an imperfection.] Any defect, congenital, pathological, or artificial, especially of the eye. c. *lob'uli*, congenital fissure of the lobule of the ear. c. *of the cho'roid*, a congenital defect of the chorioid and retina, seen as a white patch (the exposed sclera) usually situated below the optic disc, causing a scotoma in that region. c. *of the iris*, a congenital cleft of the iris, often associated with c. of the chorioid, or the defect resulting from iridectomy.

colocentesis (ko'lo-sen-te'sis) [G. *kōlon*, colon, + *kentēsis*, puncture.] A puncture of the colon to relieve distention.

colocholecystostomy (ko'lo - ko - le - sis - tos'to - mī). Cholecystocolostomy.

coloclysis (ko-lok'li-sis) [G. *kōlon*, colon, + *klysis*, a washing out.] Coloclyster.

coloclyster (ko-lo-kli'ster) [G. *kōlon*, colon, + *klystēr*, enema.] A high enema; an injection through the rectum into the colon.

colocolostomy (ko-lo-ko-los'to-mī) [G. *kōlon*, colon, + *kōlon*, colon, + *stoma*, mouth.] The establishment of a communication between two non-continuous segments of the colon.

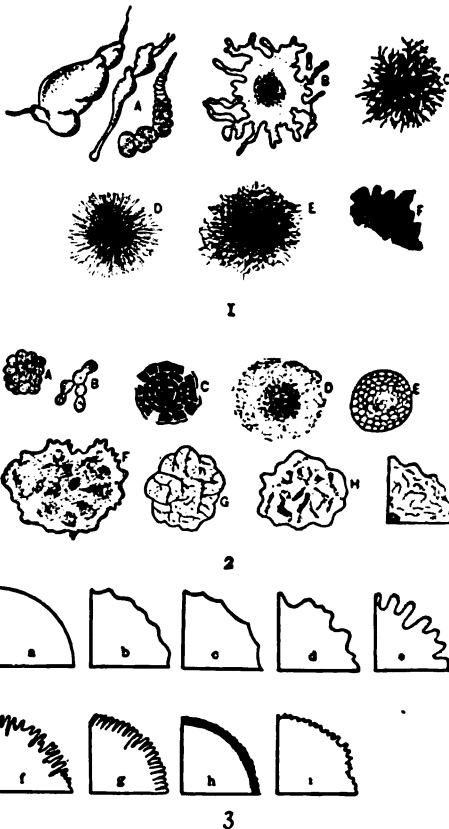
col'ocynth [G. *kolokynthis*.] Colocynthis.

colocynthein (kol-o-sin'the-in). A resinous substance obtained by treating colocynthin with an acid.

colocyn'thidis pul'pa (Br.). See *colocynthis*.

colocyn'thin. A glucoside, C₂₆H₄₄O₂₂, from colocynth, occurs in the form of an amorphous yellow powder; has been employed hypodermically as a purgative in dose of gr. ¼ (0.01).

colocyn'this, gen. *colocyn'thidis* (U.S.). Colocynthis pulpa (Br.), bitter apple, colocynth, the peeled dried fruit of *Citrullus colocynthis*, an herb of the sandy shores of the Mediterranean, resembling somewhat the watermelon plant; a hydragogue cathartic in doses of gr. 1-5 (0.06-0.33).



BACTERIAL COLONIES: 1. Type of colonies: A, cochlear; B, ameboid; C, rhizoid; D, mycelioid; E, filamentous; F, curled; 2. Structure of colonies: A, conglomerate; B, toruloid or toruliform; C, alveolate; D, granular; E, mucoid; F, clouded; G, reticulate; H, marmorated; I, gyrose. 3. Borders of colonies: a, entire; b, undulate; c, repand; d, lobate-lobulate; e, auriculate; f, lanceolate; g, filiform; h, ciliate; i, eros. (From Chester's "A Manual of Determinative Bacteriology," The Macmillan Company, Publishers.)

the extract is official in U.S., the compound extract in U. S. and Br., pilula colocynthis composita and pilula colocynthis et hyoscyami in Br. it also enters into the composition of the compound cathartic and vegetable cathartic pills of the U.S.P.

colocenteritis (ko-lo-en-ter-i' (e')tis). Enterocolitis.

colohepatopexy (ko-lo-hep'ā-to-pek'sī) [G. *kōlon*, colon, + *hēpar* (hēpat-), liver, + *pēxis*, fixation.] Attachment of the colon to the liver to form protective adhesions after gall-bladder operations.

colom'ba. Calumba.

col'on [G. *kōlon*.] The division of the large intestine extending from the cecum to the rectum. The ascending c. (*c. ascendens*) runs upward on the right

of the abdomen to the under surface of the liver, where, at the hepatic flexure (*flexura coli dextra*), it becomes transverse (*c. transversum*) and crosses the abdomen, beneath the liver and stomach, to the spleen, where, at the splenic flexure (*flexura coli sinistra*) it turns downward (*c. descendens*) and descends on the left side of the abdomen to a point opposite the crest of the ilium; here it makes several turns, roughly resembling the letter S (*c. sigmoidesum*, sigmoid flexure) and terminates in the rectum. *c. iliacum*, the iliac colon, that portion of the sigmoid flexure which lies in the left iliac fossa. *c. pelvium*, pelvic colon, the lower portion of the sigmoid flexure, lying in the pelvis. *c. sigmoidesum* [BNA], sigmoid flexure.

colnalgia (ko-lon-al'ji-ah) [G. *kōlon*, colon, + *algos*, pain.] Colic; pain in the colon.

Colonial Springs, N. Y. Light alkaline-chalybeate waters, employed in renal and cystic disorders.

colonic. Relating to the colon.

colontis (ko-lon-i'('e')tis). Colitis.

colonization (kol'o-ni-za'shun) [L. *colonia*, colony.] Inundation.

colonoscope. An elongated rectal speculum.

colonoscopy [G. *kōlon*, colon, + *skopēō*, I view.] Inspection of the upper portion of the rectum by means of an elongated speculum.

colony [L. *colonia*.] One of a number of groups of bacteria growing on a culture medium, each one due to the multiplication of an individual germ.

colopexia [G. *kōlon*, colon, + *pēxis*, fixation.] Attachment of a portion of the colon to the abdominal wall.

colopexotomy [G. *kōlon*, colon, + *pēxis*, fixation, + *tomē*, mouth.] The establishment of an artificial anus by opening into the colon after its fixation to the abdominal wall.

colopexotomy [G. *kōlon*, colon, + *pēxis*, fixation, + *tomē*, incision.] Incision into the colon after its fixation to the abdominal wall.

colopexy. Colopexia.

colophene. An aromatic colorless oil obtained by the distillation of oil of turpentine with a strong acid.

colophony [*Kolophōn*, Summit, a town in Ionia.] Resin, resins.*

coloproctitis [G. *kōlon*, colon, + *prōktos*, anus (rectum), + *-itis*.] Inflammation of both colon and rectum; proctocolitis.

coloproctostomy (ko-lo-prok-tos'to-mī) [G. *kōlon*, colon, + *prōktos*, anus (rectum), + *stoma*, mouth.] Establishment of a communication between the rectum and a segment of the colon not continuous with it.

coloptosis (ko-lop-to'si-ah) [G. *kōlon*, colon, + *pēxis*, a falling.] Downward displacement, or prolapse, of the colon, especially of the transverse portion.

color (kul'or) [L.] Hue, the quality other than shape and texture which an object presents to the eye. **complementary colors**, two primary colors which, when combined, produce white light. **primary c.**, one of the seven colors composing the solar spectrum; violet, indigo, blue, green, yellow, orange, red. **simple c.**, primary c.

anacroma, **achroma**, **achromia**. **change**, **metachromism**, **metachromatism**, **metachromasia**, **achromasia**, **achromatosis**, **albinism**, **leucopathy**, **deficiency**, **hypochromia**, **disordered perception**, **chromatodysopia**, **chromatopsia**, **chromopia**, **dyschromatopsia**, **color-blindness**, **achri**, **tachromia**, **daltonism**. **diversity** of, **heterochromia**, **pleochromia**, **pleochromism**. **increase**, **hyperchromatism**, **hyperchromia**, **hyperchromatosis**. **measurement**, **colorimetry**, **chromometry**, **chromatometry**. **measurement of sense of**, **chromatometry**, **chromoptometry**, **chromocopy**. **subjective sensation**, **phose**, **chromophose**;

associated with other sensations, **chromesthesia**, **pseudo-geusesthesia**, **phonopsia**, **pseudochromesthesia**, **pseudo-phosthesia**, **echophotony**.

color-blindness. **Achromatopsia**, **daltonism**, **loss of perception of colors**, usually of only one or two of the primary colors (red, green, or blue).

colorectitis (ko-lo-rek-ti'('te')tis) [G. *kōlon*, colon, + *L. rectum* + G. *-itis*.] Coloproctitis, proctocolitis.

colorectostomy. Coloproctostomy.

color-hearing. A variety of synesthesia in which a subjective sensation of color is caused by sound; or the reverse, **phonopsia**.

colorimeter [L. *color* + G. *metron*, measure.] Chromatometer.

color-index. "Valeur globulaire," C.I., a formula indicating the amount of hemoglobin in each erythrocyte = $\frac{h}{c}$ in which *h* stands for the estimated percentage of hemoglobin, and *c* equals the number of erythrocytes per cubic millimeter divided by 5,000,000; the average C.I. is about 0.85.

color-radicle. **Chromophore**, one of the constituents of an aniline dye upon which its specific color depends.

color-taste. A form of synesthesia in which the color-sense and taste are associated, stimulation of either inducing a subjective sensation on the part of the other as well, **pseudogeusesthesia**.

colostomy (ko-los'to-mī) [G. *kōlon*, colon, + *stoma*, mouth.] Establishment of an artificial anus by an opening into the colon.

colostriation. Infantile diarrhea attributed to the action of the colostrum.

colostic. Relating to the colostrum.

colostorrhoea, **colostorrhoea** (ko-los-tror-re'ah) [L. *colostrum* + G. *rhoia*, flow.] An abnormally profuse secretion of colostrum.

colostrous. Relating to colostrum.

colostrum (ko-los'trum) [L.] A thin, white, opalescent fluid, the first milk secreted at the termination of pregnancy; it differs from the milk secreted later in containing more lactalbumin and lactoprotein. *c. corpuscle*, one of numerous bodies present in the colostrum; they are supposed to be modified leucocytes containing fat droplets; galactoblast.

colotomy [G. *kōlon*, colon, + *tomē*, incision.] Incision into the colon.

colotyphoid fever. Typhoid fever in which there is a special involvement with ulceration of the colon.

colpatresia (kol-pā-tre'zi-ah) [G. *kolpos*, sinus (vagina), + *atrētos*, imperforate.] Imperforation or occlusion of the vagina.

colpeurynter (kol'pu-rin'ter) [G. *kolpos*, sinus (vagina), + *euryō*, I dilate.] A bag introduced empty into the vagina and then filled with water, used for dilating the canal.

colpeurytis (kol-pu'ri-sis). The operation of dilating the vagina.

colpitis (kol-pi'('pe')tis) [G. *kolpos*, sinus (vagina), + *-itis*.] Inflammation of the mucous membrane of the vagina. *c. emphysematosa*, inflammation of the vagina in which the mucous membrane is studded with small gas-cysts.

colpocele (kol'po-sēl) [G. *kolpos*, sinus (vagina), + *kēlē*, tumor.] Elytrocele; a hernia or any tumor projecting into the vagina.

colpoceliotomy [G. *kolpos*, sinus (vagina), + *kōilia*, belly, + *tomē*, incision.] Abdominal section through the vagina.

colpoceleisis (kol-po-kl'i'sis) [G. *kolpos*, sinus, vagina,

- + *kleiō*, I close.] Operation for obliterating the lumen of the vagina.
- colpocystitis** (kol-po-sis-ti'('te')tis) [G. *kolpos*, sinus (vagina), + *kystis*, bladder, + *-itis*.] Inflammation of both vagina and bladder.
- colpocystocele** (kol'po-sis-to-sēl) [G. *kolpos*, sinus (vagina), + *kystis*, bladder, + *kēlē*, hernia.] Prolapse of the bladder into the vagina.
- colpocystoplasty** [G. *kolpos*, sinus (vagina), + *kystis*, bladder, + *plassō*, I mould.] The operative treatment of vesicovaginal fistula.
- colpocystosyrinx** (kol-po-sis-to-sir'inks) [G. *kolpos*, sinus (vagina), + *kystis*, bladder, + *syrinx*, pipe.] Vesicovaginal fistula.
- colpocystotomy** [G. *kolpos*, vagina, + *kystis*, bladder, + *tomē*, incision.] Incision into the bladder through the vagina.
- colpocysto-ureterotomy** (kol'po-sis'-to-u-re''tē-rot'ō-mī) [G. *kolpos*, sinus (vagina), + *kystis*, bladder, + *ourēter*, ureter, + *tomē*, incision.] Incision into the ureter by way of the vagina and the bladder.
- colpodesmorrhaphy** (kol'po-dez-mor'ā-fl) [G. *kolpos*, sinus (vagina), + *desmos*, band + *rhapḥē*, sewing.] Repair of a ruptured vaginal sphincter.
- colpolyhyperplasia** (kol-po-hi'pur-pla'zī-ah) [G. *kolpos*, sinus (vagina), + *hyper*, overmuch, + *plasis*, a forming.] A condition marked by thickening of the vaginal mucous membrane. **c. cystica**, an infectious form, occurring usually in pregnancy, in which the thickened mucous membrane is studded with retention cysts. **c. emphysemato'sa**, *c. cystica* in which the fluid in the cysts is partly or wholly replaced by a gas.
- colpohysterectomy**. Hysterectomy, performed through the vagina.
- colpohysteropexy** (kol-po-his'ter-o-pek-sī) [G. *kolpos*, sinus (vagina), + *hystera*, uterus, + *pēxis*, fixation.] An operation for fixation of the uterus, performed through the vagina.
- colpohysterorrhaphy** (kol'po-his'ter-or'ā-fl) [G. *kolpos*, vagina, + *hystera*, uterus, + *rhapḥē*, a sewing.] Colpolyhysteropexy.
- colpohysterotomy**. Incision into the uterus, as for the removal of a fibroma, through the vagina.
- colpomycosis**. Inflammation of the vagina caused by the presence of *Leptothrix vaginalis*.
- colpomyomectomy** (kol-po-mi'ō-mek'to-mī) [G. *kolpos*, sinus (vagina), + *myoma* + *ektomē*, excision.] Removal of a myoma of the uterus through the vagina.
- colpomyomotomy**. Colpomyomectomy.
- colpopathy** [G. *kolpos*, sinus (vagina), + *pathos*, suffering.] Any disease of the vagina.
- colpoperineoplasty** [G. *kolpos*, sinus (vagina), + *perinaion*, perineum, + *plassō*, I form.] Repair of a rupture of the perineum involving the vagina.
- colpoperineorrhaphy** (kol-po-per-i-ne-or'ā-fl) [G. *kolpos*, sinus (vagina), + *perinaion*, perineum, + *rhapḥē*, sewing.] A plastic operation for restoring the integrity of the vagina and perineum in cases of perineal tears.
- colpopexy** [G. *kolpos*, sinus (vagina), + *pēxis*, fixation.] Suture of a relaxed and prolapsed vagina to the abdominal wall.
- colpoplasty** [G. *kolpos*, vagina, + *plassō*, I form.] Elytrophasty.
- colpopolypus** [G. *kolpos*, sinus (vagina).] A polypus of the vagina.
- colpoptosis** (kol-pop-to'sī-ah) [G. *kolpos*, sinus (vagina), + *ptōsis*, a falling.] Prolapse of the vaginal walls.
- colporrhagia** (kol-pō-ra'jī-ah) [G. *kolpos*, sinus (vagina), + *-rhagia*.] Vaginal hemorrhage.
- or'rhapḥy** [G. *kolpos*, sinus (vagina), + *rhapḥē*, a sewing.] Elytrophraphy: repair of a rupture of the vagina by freshening and suturing the edges of the tear.
- colporrhexis** [G. *kolpos*, sinus (vagina), + *rhexis*, rupture.] A tearing of the vaginal wall.
- colposcope** [G. *kolpos*, sinus (vagina), + *skopē*, I view.] A vaginal speculum.
- colpospasm** (kol'po-spazm) [G. *kolpos*, sinus (vagina) + *spasmos*, spasm.] Spasmodic contraction of the vaginal wall.
- colpostenosis** [G. *kolpos*, sinus (vagina), + *stenosis*, narrowing.] Narrowing of the lumen of the vagina.
- colpostenotomy** [G. *tomē*, incision.] Division of a colpostenosis, or stricture of the vagina.
- colpotharm** (kol'po-thurm) [G. *kolpos*, vagina, + *thermē*, heat.] A small electric lamp enclosed in a metal box which is introduced into the vagina in order to convey heat to the parts.
- colpotomy** [G. *kolpos*, sinus (vagina), + *tomē*, incision.] Elytrotomy, a cutting operation in the vagina.
- colpo-ureterocystotomy** (kol-po-u-re''ter-o-sis-tot'ō-mī). Colpocysto-ureterotomy.
- colpo-ureterotomy** [G. *kolpos*, sinus (vagina), + *ourēter*, ureter, + *tomē*, incision.] Incision into a ureter through the vagina.
- colpoxerosis** (kol-po-ze-ro'sis) [G. *kolpos*, sinus (vagina), + *xērōsis*, dryness.] Abnormal dryness of the vaginal mucous membrane.
- colt-ill**. A term applied to strangles when affecting colts.
- colts'foot**. Tussilago, employed as a popular remedy for cough. **false c.**, asarum, wild ginger.
- colts'-tail**. Erigeron.
- Columbia Springs**, N. Y. Saline-sulphureted waters. Four springs.
- col'umbin**. Calumbin.
- column'bo**. Calumba.
- columnel'la** [L. dim. of *columna*, column.] 1. A column, a small column. 2. In *Myxomycetes* the continuation of the pedicel in the center of the capsule, around which the sporangium is developed. **c. auris**, a bone in the ear of a bird corresponding to the stapes in mammals. **c. coch'leæ**, modiolus. **c. for'niciæ**, one of the pillars of the fornix.
- column** (kol'um) [L. *columna*.] An anatomical part of structure in the form of a pillar or cylinder; funiculus, fasciculus. **ante'rior c.**, (1. gray) columna anterior; (2, white) funiculus anterior. **anterolat'eral c.**, funiculus lateralis. **Bertin's c.**, columna renalis. **Burdach's c.**, fasciculus cuneatus. **Clarke's c.**, nucleus dorsalis. **direct' cerebell'ar c.**, fasciculus cerebellospinalis. **dors'al c.**, (1) spinal c.; (2) posterior c. **Flachsig's c.**, fasciculus anterior proprius. **Goll's c.**, fasciculus gracilis. **Gowers' c.**, fasciculus antero-lateralis superficialis. **lat'eral c.**, funiculus lateralis. **Morgagni's c.**, columna rectalis. **poste'rior c.**, (1, gray) columna posterior; (2, white) funiculus posterior. **rec'tal c.**, columna rectalis. **re'nal c.**, columna renalis. **respi'ratory c.**, fasciculus s'c'arius. **Rolan'do's c.**, a slight ridge on either side of the medulla oblongata. **Serto'li's c.**, one of the columnar figures in the testicle formed of aggregations of Sertoli's cells. **spi'nal c.**, dorsal c. **vertebral c.**, the line of vertebrae from the pelvis to the head, forming a flexible bony case for the spinal cord. **Tuerck's c.**, fasciculus cerebrospinalis. **anterior. vag'inal c.**, columna vaginalis. **ven'tral c.**, anterior c. **vertebral c.**, spinal c. **vesic'ular c.**, a line of ganglion cells at the inner edge of the columna posterior.

column'a, gen. and pl. *column'na* [L.] Column. **c. adipo'sa**, a rod or line of fatty matter passing upward to the hair-follicle from the subcutaneous connective tissue. **c. ante'rior** [BNA], anterior column. **cornu anterius**, anterior horn, the anterior portion of each gray column of the spinal cord. **column'nae car'nae**, **trabeculae carnae** [BNA]. **c. gris'ea**, gray column, a longitudinal mass of gray matter running through the center of each lateral half of the spinal cord, presenting on cross section a semilunar outline; each lateral column is divided arbitrarily into an anterior and a posterior column called, from its appearance on cross section, anterior and posterior cornu or horn. **c. latera'lis** [BNA], lateral column, **cornu laterale**, lateral horn; a projection of the gray matter of the spinal cord into the lateral funiculus, occurring especially in the thoracic region, between the anterior and posterior columns or horns opposite the location of the gray commissure. **c. for'nix** [BNA], column of the fornix anterior pillar of the fornix, one of two rounded, slightly diverging bundles passing from the anterior portion of the body of the fornix downward to the lateral wall of the third ventricle, passing in front of the foramen of Monro, and terminating in the mammillary body. **c. nasi**, the fleshy termination of the septum nasi. **c. poste'rior** [BNA], posterior column, **cornu posterius**, posterior horn; the posterior portion of each gray column of the spinal cord. **c. recta'lis**, Morgagni's rectal column, one of a number of vertical ridges in the mucous membrane of the upper half of the anal canal. **c. rena'lis**, Bertin's column, one of the prolongations of cortical substance separating the pyramids of the kidney. **c. vagina'lis**, one of the longitudinal ridges or cords in the vaginal mucous membrane. **c. vertebra'lis**, vertebral or spinal column, spine.

columnella [dim. of L. *columna*.] A small column, columella.

columization (kol-um-ni-za'shun). Filling the vagina with a tampon in order to prevent prolapse of the uterus.

colony (ko'lli-on) [G. *kōlyōn*, pres. part. of *kōlyō*, I prevent.] A chemical substance, formed in one organ or part of the body, and carried in the blood to another organ or part, the functional activity of which it diminishes or inhibits; the opposite of hormone.*

colypeptic (ko-lf-pep'tik) [G. *kōlyō*, I hinder, + *pepsis*, digestion.] Retarding or preventing digestion.

colyseptic (ko-lf-sep'tik) [G. *kōlyō*, I hinder, + *pepsis*, putrefaction.] Antiseptic, preventing sepsis or putrefaction.

coma [G. *kōma*, deep sleep.] A state of profound unconsciousness from which one cannot be roused; it may be due to the action of an ingested poison, such as alcohol or opium, or of one formed in the body, as in uremic or diabetic c., to injury or disease of the brain, as in apoplexy, or to hysteria. **c. carcinomato'sum**, c. occurring in the final stage of cancerous cachexia. **c. vigil**, see *vigil*.

comatose. In a state of coma.

combining power. See under *valence*.

Combretum [L. a rush or similar plant.] A genus of tropical plants. **C. sunda'icum**, jungle plant, anti-opium leaf, is said to have been successfully employed in the treatment of the opium habit.

combustible. Capable of rapid combination with oxygen, or of burning.

combustion (kom-bus'chun) [L. *combusto*, from *comburare*, to burn up.] Burning, the rapid oxidation of any substance accompanied with the production of heat and light. **slow c.**, decay. **sponta'neous c.**, the ignition of a mass of material by heat developed within it by the oxidation of the substances composing it.

Comby's sign [Jules Comby, Parisian pediatricist, contemporary.] An early sign of measles, consisting in thin whitish patches on the gums and buccal mucous membrane, formed of degenerated squamous epithelium.

com'edo, pl. *comedo'nes* [L. *comedere*, to eat up.] Black head, a plug of sebaceous matter, capped with a blackened mass of dust and epithelial debris, filling the mouth of a sebaceous follicle.

co'mes, pl. *com'ites* [L. a companion.] A blood-vessel accompanying another vessel or a nerve; the veins accompanying an artery, often two in number, are called *vena comites* (*vena comitantes* [BNA]).

com'frey. Symphytum officinale.

com'itans, pl. *comitan'tes* [L. *comitari*, to accompany.] Comes. **vena c.** [BNA], one of the veins running parallel with an artery.

com'ma-bacil'lus. *Spirillum cholera asiatica*

com'ma-tract, Schultze's* bundle.

commen'sal [L. *con*, with, together, + *mensa*, table.] Noting organisms which live together, neither bearing a parasitic relation to the other, without harm or prejudice to either.

commen'salism. Symbiosis, mutualism, the living together of two organisms, neither of which is parasitic on the other, to their mutual advantage.

comminuted (kom'i-nu-ted) [L. *comminuire*, to break in pieces.] Broken into a number of fragments, noting especially a fractured bone.

comminution (kom-i-nu'shun). A breaking into a number of small fragments.

commis'sion [L. *commissio*; *committere*, to commit.]

In insurance the amount paid to an agent who secures, or places the policy; when it is a percentage on the first premium, it is called a *brokerage*; when it is a smaller percentage of a stipulated number of subsequent commissions, it is called a *renewal commission*.

commissu'ra, gen. and pl. *commissu'ra* [L. a joining together, seam.] Commissure. **c. ante'rior al'ba** anterior white commissure, a narrow band of white substance bordering on the anterior median fissure of the spinal cord in front of the anterior gray commissure. **c. ante'rior cer'ebr'i**, anterior commissure of the cerebrum, a white bundle crossing in the anterior wall of the third ventricle, from side to side between the two thalami in front of the columnæ (anterior pillars) of the fornix. **c. ante'rior gris'ea**, anterior gray commissure, the portion of the gray commissure lying in front of the central canal, between it and the anterior white commissure. **c. arcua'ta**, c. inferior. **c. basa'lis**, c. superior. **c. cine'rea**, c. grisea. **c. gris'ea**, gray commissure, *massa* intermedia* [BNA]. **c. habenula'rum**, commissure of the habenulae, the decussation of fibers of the two striæ medullares, forming the dorsal portion of the habenula or peduncle of the pineal body. **c. hippocam'pi** [BNA], commissure of the hippocampus, *lyra*, psalterium, a small triangular space between the diverging crura of the fornix, occupied by a thin lamina of transverse fibers usually closely adherent to the under surface of the corpus callosum. **c. infe'rior**, inferior commissure, commissure of v. Gudden, a transverse fiber tract in the tuber

cinereum just behind the optic chiasm. **c. labio'rūm**, junction of the lips, angle of the mouth. **c. labio'rūm ante'rior**, the junction of the labia majora anteriorly at the mons pubis. **c. labio'rūm poste'rior**, a slight fold uniting the labia majora posteriorly in front of the anus. **c. mag'na**, corpus callosum. **c. me'dia**, middle commissure, *massa* intermedia* [BNA]. **c. mol'lis**, soft commissure, *massa* intermedia* [BNA]. **c. oliva'rūm**, fibers connecting the two olivary bodies. **c. op'tica**, chiasma opticum. **c. palpebra'rūm latera'lis** [BNA], lateral palpebral commissure, external canthus, the outer extremity of the rima palpebrarum, or slit between the eyelids. **c. palpebra'rūm media'lis** [BNA], medial palpebral commissure, internal canthus, inner extremity of the rima palpebrarum. **c. poste'rior cer'e'brī**, posterior cerebral commissure, a thin band of white matter, crossing from side to side beneath the habenula of the pineal body and overlying the aditus ad aquæductum cerebri. **c. poste'rior**, **c. poste'rior gris'ea**, posterior commissure, posterior gray commissure, the portion of the gray commissure of the spinal cord lying posterior to the central canal. **c. supe'rior**, superior commissure, commissure of Meynert, a large transverse fiber tract in the upper part of the tuber cinereum. **c. ventra'lis al'ba**, **c. anterior alba**.

commissu'ral. Relating to a commissure.

commissure (kom'i-shūr). 1. A cranial suture. 2. Angle or corner of the eye, lips, or labia. 3. A bundle of nerve fibers passing from one side to the other in the brain or spinal cord; see *commissura*.

Comm'onwealth Mineral Springs, Mass. Light alkaline-carbonated waters, 48° F. One spring. Gastric, hepatic, renal, and hemic disturbances.

commotio (kō-mo'shyo) [L. *commovere*, to agitate.] Concussion. **c. cer'e'brī**, concussion of the brain, a disturbance of the brain tissue caused by a blow on the head or a violent shaking, marked by nausea and vertigo followed by coma, with slow respiration and weak pulse. **c. reti'næ**, a disturbance in retinal function, i.e. of vision, following a blow on the eyeball or a violent shaking of the head.

commu'nicans [L. *communicans*.] One of a number of nerves; see under *nervus*.

communis (kō-mu'nīs) [L. *communis*.] Common, relating to more than one; noting a number of anatomical structures.

commutator (kom'u-ta-tor). 1. An appliance by which the direction of an electric current is reversed. 2. An appliance whereby the strength of an electric current is increased or diminished.

compact' [L. *compactus*, joined together.] Closely compressed, solid, dense.

compar'oscope. A microscope accessory enabling the observer to compare two different slides.

compatibility. The condition of being compatible. **compatible** (kom-pat'i-bil) [L. *com-*, with, + *pati*, to suffer, + *habilis*, fit.] Capable of being mixed without undergoing destructive chemical change or acting in therapeutic antagonism; said of the elements in a properly constructed pharmaceutical mixture.

compensa'tion [L. *compensare*, to weigh together, counterbalance.] The supplying of a deficiency; the making up in one part for a loss in another. Specifically, the maintenance of the circulation, in cases of cardiac valvular defect, by hypertrophy with resulting increased force of the contractions of the heart muscle.

compen'satory. Giving compensation, counterbalancing a defect.

complaint (kom-plānt'). A malady or disease, especially a chronic disease.

complement [L. *complementum*, that which completes.] According to Ehrlich's side-chain theory, the thermolabile substance in normal serum which is destructive to bacteria and other cells with which it is brought in contact by means of the amboceptor; it is composed of two molecular groups: the *toxophore* or *symphore* group, which is the toxic substance, and the *haptophore* group by which it unites with the amboceptor. It is called also addiment, alexin, cytase, and end-body. **deflec'tion of the c.**, **devia'tion of the c.**, **diver'sion of the c.**, the fixation of complement in a serum by an antigen-antibody combination whereby it is rendered unavailable to complete a reaction in a second antigen-antibody combination for which complement is necessary; see Bordet*-Gengou, Neisser*-Wechsberg, and the Wassermann* reaction. **dom'inant c.**, the one of several different complements united to a pluriceptor which exerts the specific action. **fixa'tion of the c.**, **deflec'tion of the c.** **non-dom'inant c.**, any one of the several complements united to a pluriceptor which is not essential to the lytic action. **sub-or'dinate c.**, non-dominant c.

complemen'tal, **complemen'tary**. Supplying a loss or deficiency.

complemented. United with complement and therefore active, noting interbodies or amboceptors.

complementoid (kom-ple-men'toyd) [*complementus* + G. *oides*, resemblance.] A complement which has lost its zymotoxic group while retaining its haptophore group; it can therefore still combine with the immune body and can excite the production of anticomplements, but has lost its solvent or digestive action.

complement'ophil, **complexen'tophile** [*complementus* + G. *philos*, fond.] Having an affinity for complement, noting the atom group in the amboceptor which unites with the complement.

completion (kom-ple-shun). Union of antibodies or amboceptors with complement.

complex [L. *complexus*, woven together, infolded, surrounded.] 1. Anything made up of a number of related parts, noting especially the aggregate of symptoms associated with a certain morbid condition, a syndrome, a symptom-complex. 2. In psychology, all the ideas, feelings, impressions, etc., associated with a given subject. 3. Intricate, complicated.

complexion (kom-plek'shun). 1. The color and general condition of the skin, especially the skin of the face. 2. Temperament (obsolete).

complex'us [L. *embracing*, encircling.] Musculus semispinalis capitis.

complicated [L. *com-*, with, + *plicare*, to fold.] Complex, confused; noting a disease with which another has become associated, altering or exaggerating its symptoms and modifying its course. **complica'tion** [L. *complicare*, to fold up.] A morbid process, occurring in the course of a disease, which is not an essential phenomenon of that disease; it may be an occasional or unusual result of the primary disease or may arise from entirely independent causes.

Compos'ite [L. *compositus*, composite.] A very large order of gamopetalous dicotyledonous plants; the inflorescence is a capitulum, the fruit an achene. **composition** (kom-po-zish'un) [L. *componere*, to arrange.] In chemistry, the kind and number of atoms constituting the molecule of any substance.

c. powder, pulvis myricæ compositus, compound powder of bayberry; bayberry root 60, ginger 30, capsicum and cloves each 5; carminative and stimulant in doses of gr. 10-15 (0.6-1.0).

com'pos men'tis [L. possessed of one's mind.] Of sound mind, sane.

compound'. To put together the ingredients of a remedy, according to the directions in a prescription or formula.

compound. 1. In chemistry a substance formed by the intimate chemical union of two or more elements, often differing entirely in physical characteristics from any of its components. 2. In pharmacy noting a preparation containing several ingredients as distinguished from one of the same name containing only one or a few. 3. Not simple, made up of two or more parts. **acy'clic c.**, open-chain* **c.** **addi'tion c.**, a c. formed by the direct addition of an element or a radical to an existing c., and not by its substitution for an element or radical already present. **ali'phat'ic c.**, open-chain* **c.** **aroma'tic c.**, closed-chain* **c.** **bi'nary c.**, a c. of two elements, an element and a radical, or two radicals. **closed-chain c.**, see under *chain*. **condensa'tion c.**, a complex c. resulting from the reaction of two more simple substances, with the splitting off of some other substance, such as alcohol or water. **con'jugated c.**, one formed by the union of two compounds and preserving more or less of the properties or characteristics of both. **cy'clic c.**, closed-chain* **c.** **fat'ty c.**, open-chain* **c.** **o'pen-chain c.**, see under *chain*. **organ'ic c.**, any c. containing carbon, and usually hydrogen, oxygen, and nitrogen as well. **sat'urated c.**, one the valences of all the constituents of which are satisfied. **substitu'tion c.**, one formed by the substitution of a new element or radical for one already present.

com'press. A pad of gauze or other material bandaged over a part where it is desired to make compression. **grad'uated c.**, one made of layers of cloth in such a way that it is thickest in the center, becoming thinner toward the periphery.

compression (kom-presh'un) [L. *comprimere*, to press together.] A squeezing together, the exertion of pressure on a body in such a way as to tend to increase its density. **cer'ebral c.**, c. of the brain, a condition in which pressure is put upon the intracranial tissues by an effusion of blood, increase of cerebrospinal fluid, an abscess or neoplasm, or a depressed fracture of the skull.

compress'or. 1. A muscle contraction of which causes compression of any structure; see under *muscular*. 2. An instrument for making pressure on a part, especially on an artery to prevent loss of blood.

compress'o'rium. Compressor(2).

Compto'nia [Henry Compton, Bishop of London, 1633-1713.] **Myrica**. **C. asplenifo'lia**, *Myrica asplenifolia*, sweet fern.*

compulsion (kom-pul'shun) [L. *compellere*, to urge.] In psychology, a sudden overpowering impulse to the commission of some act against the person's will.

conas'rial. Relating to the conarium or pineal body. **conas'rium** [G. *kônarion* (dim. of *kônos*, cone), the pineal body.] Epiphysis cerebri, pineal gland or body, corpus* pineale [BNA].

concate'nate (kon-kat'e-nât) [L. *concatenare*, to link or chain together.] Noting the arrangement of a number of bodies or structures, enlarged lymph glands for example, in a row like the links of a chain.

Concato's disease' (kon-kah'to) [Luigi Maria Concato, Italian physician, 1825-1882.] Polyorrhomeningitis.

concave (kon'kāv) [L. *concavus*, arched or vaulted] Having a spherically hollowed surface.

concav'ity. A hollow or depression, with more or less evenly curved sides, on any surface.

conca'vocon'cave. Concave on two opposing surfaces.

conca'vocon'vex. Concave on one surface and convex on the opposite surface.

concentration (kon'sen-tra'shun) [L. *con(cum)*, bringing together, + *centrum*, center.] 1. A preparation made by extracting a crude drug, precipitating from the solution, and drying; resinoid. 2. Increasing the strength of a fluid by evaporation. 3. Fixed attention of the mind upon a special subject.

concen'tric [L. *con*, together, + *centrum*, center.] Having a common center, noting two or more spheres, circles, or segments of circles, or bodies approaching these figures in shape.

con'cept [L. *conceptum*, something devised or understood.] An abstract idea or notion.

conceptacle (kon-sep'ta-kl) [L. *conceptaculum*: *con-cipere*, to contain.] In botany, a cavity on the surface of the phallus of a cryptogam, in which spores are produced.

concep'tion [L. *conceptio*.] 1. Concept. 2. The act of forming a general idea or notion. 3. Becoming pregnant.

conceptive (kon-sep'tiv) [L. *conceptivus*, from *con-cipere*, to conceive.] Capable of conceiving.

concha (kong'kah) [L. a shell.] In anatomy, a structure comparable to a shell in shape, as the auricle or pinna of the ear or a turbinated bone in the nose; see the subtitles. **c. auric'ulæ**, the large hollow, or floor of the auricle, between the anterior portion of the helix and the antihelix; it is divided by the crus of the helix into the cymba above and the cavum below. **c. bullo'sa**, a cystic expansion of the turbinated bones, especially the middle turbinate, occurring in chronic rhinitis. **c. nasa'lis infe'rior**, inferior turbinated bone; a thin spongy bony plate with curved margins, on the outer wall of the lower part of the nasal fossa, separating the middle from the inferior meatus; it articulates with the ethmoid, lacrymal, superior maxillary, and palate bones. **c. nasa'lis me'dia**, middle turbinated bone; the lower and larger of two bony plates with up-curved margins, projecting from the inner wall of the ethmoidal labyrinth; it separates the superior from the middle meatus of the nose. **c. nasa'lis supe'rior**, superior turbinated bone; the upper of the bony plates with up-curved margins, projecting from the inner wall of the ethmoidal labyrinth; it forms the upper boundary of the superior meatus of the nose. **c. nasa'lis supe'rma**, supreme or highest or fourth turbinated bone, c. Santorini; the posterior portion of the c. superior, when unattached. **c. Santori'ni**, c. nasalis suprema. **c. sphenoida'lis** [BNA], sphenoidal c., sphenoidal turbinated bone.

conchinine (kong'kin-ën). Conquinine, quinidine*. **conchitis** (kong-ki'(ke')tis). Inflammation of any concha.

concho'id (kong-koy'dal). Shaped like a shell: having alternate convexities and concavities on the surface.

conchoscope (kong'ko-sköp) [L. *concha* + G. *skopō*, I view.] A form of nasal speculum.

conchotome (kong'ko-tôm) [L. *concha*, turbinated

bone, + *G. tomē*, incision.] A knife used in removing the whole or a part of a turbinated body.

concoction [L. *con-*, together, + *coquere*, to cook.] 1. Digestion. 2. A mixture of various solutions. 3. Abscess formation (obsolete).

concomitant [L. *concomitare*, to accompany.] Accompanying; occurring at the same time; accessory.

concrement [L. *concretere*, to grow together.] A concretion; a deposit of calcareous material in a part.

concrecence (kon-kres'ens) [L. *con-*, together, + *crecere*, to grow.] 1. Coalescence, the growing together of originally separate parts. 2. In protozoology or cytology, conjugation. 3. In dentistry, the union of the roots of a tooth or of two adjacent teeth by an outgrowth of cementum.

concrete (kon-krēt'). Hardened, solidified into a mass.

concretion (kon-kre'shun) [L. *concrecere*, to grow together.] 1. A solidified or hardened mass, composed of foreign material or produced by inspissation of matter normal to the part; a calculus. 2. An adhesion or an intimate growing together of two parts. 3. The process of calculus formation. 4. The process of adhesion; coalescence.

concussion (kon-kush'un) [L. *conculere*, to shake together.] 1. A violent shaking or jarring. 2. An injury of a soft structure, as the brain, resulting from a blow or violent shaking; commotio. **cerebral c.**, c. of the brain, commotio cerebri. **c. of the retina**, commotio retinae. **spinal c.**, c. of the spine, an injury of the spinal cord caused by a violent jarring, marked by neurasthenic symptoms, muscular atrophy, and central and peripheral pains; railway spine.

concussor. A hammer-like instrument for tapping the parts as a form of massage.

condensation (kon-den-sa'shun) [L. *con-*, together, + *densare*, to make thick.] 1. Compression, making more solid or dense. 2. The change of a gas to a liquid, or of a liquid to a solid. 3. In psychoanalysis a process of energy-sparing by making one symbol stand for a number of others. 4. Making one part of a word do double service, as *alco(hol)iday*.

condenser. 1. An apparatus for reducing a gas to a liquid, or a liquid to a solid. 2. Abbé's* condenser. 3. An apparatus for the accumulation of electricity, such as the Leyden jar or any of its modifications.

condom [*Comton*, the inventor, said to have been a London physician of the eighteenth century.] A glove of rubber, gold-beater's skin, or similar substance for the penis, for use in the prevention of infection or of conception during coitus.

conductance. Conductivity.

conduction [L. *conducere*, to lead, conduct.] 1. The act of transmitting or conveying certain forms of motion, such as heat, sound, or electricity from one point to another, without evident movement in the conducting body. 2. The transmission of stimuli of various sorts by living protoplasm. **air c.**, the normal passage of sound waves through the external auditory meatus. **av'alanche c.**, the discharge of an impulse from a neurone into a large number of neurones of the same physiological system, thus producing the liberation of a very large amount of nervous energy by a given stimulus. **bone c.**, the passage of sound waves through the bones of the head, to the internal ear. **osteotym'panal c.**, bone c.

conductivity [L. *conducere*, to lead, conduct.] 1. The power of transmission or conveyance of certain forms of motion, as heat, sound, and electricity, without perceptible motion in the conducting body. 2. The property, inherent in living protoplasm, of transmitting stimuli.

conductor. 1. A probe or sound with a groove through which a knife is passed in slitting open a sinus or fistula; a grooved director. 2. Any substance possessing conductivity.

conduplicate [L. *con-*, with, + *uplicare*, to double.] Folded upon itself lengthwise.

conduran'go. The bark of *Gonolobus conduran'go*, *Marsdenia condurango*, a shrub of Ecuador and Peru; alterative and at one time a reputed specific for cancer, especially cancer of the stomach, in doses of gr. 15-60 (1.0-4.0).

Condy's fluid [Henry Bollmann *Condy*, English physician, nineteenth century.] A disinfectant composed of potassium permanganate, gr. 15 (1.0), in water, 516 (500.0).

condylar. Relating to a condyle.

condylarthro'sis [G. *kondylos*, condyle, + *arthrosis*, a jointing.] A joint, like that of the knee, formed by condylar surfaces.

condyle (kon'dil) [G. *kondylos*, knuckle.] A rounded articular surface at the extremity of a long bone. See *condylus* and *epicondylus*.

condylec'tomy [G. *kondylos*, condyle, + *ektomē*, excision.] The cutting away of a condyle.

condylation (kon-dil'i-on) [dim. of G. *kondylos*, condyle.] A point on the outer (lateral) or inner (medial) surface of the condyle of the mandible.

condyloid [G. *kondylos*, condyle, + *eidos*, resemblance.] Relating to or resembling a condyle.

condylo'ma, pl. *condylo'mata* [G. *kondylōma*, a knob.] A wart-like excrescence at the anus or vulva, or on the glans penis. **c. acuminat'ma**, a projecting warty growth on the external genitala or at the anus, consisting of fibrous overgrowths covered by thickened epithelium, usually produced by the irritating discharges in chronic venereal disease; pointed or venereal wart, verruca acuminata, cauliflower excrescence. **c. lat'ma**, pl. *condylo'mata lat'a*, a syphilitic eruption of flat-topped papules, occurring in groups covered by a necrotic layer of epithelial detritus, and secreting a seropurulent fluid; they are found at the anus and wherever contiguous folds of skin produce heat and moisture. **c. subcuta'neum**, molluscum contagiosum. **flat c.**, c. latum. **pointed c.**, c. acuminatum.

condylo'matous. Relating to a condyloma.

condylo'tomy [G. *kondylos*, condyle, + *tomē*, incision.] Division through, without removal of, a condyle.

condylus. Condyle. **c. latera'lis** [BNA], lateral condyle, (a) outer condyle of the femur; (b) external tuberosity of the tibia. **c. media'lis** [BNA], medial condyle, (a) inner condyle of the femur; (b) internal tuberosity of the tibia.

cone [G. *kōnos*, a peg.] 1. A figure having a circular base with sides inclined so as to meet at a point above. 2. One of the flask-shaped figures in the layer of rods and cones in the retina. **Conarium** or pineal body. **c. of light**, a bright area seen on inspection of the membrana tympani; it is triangular in shape, extending downward from the umbo. **implanta'tion c.**, the wedge-shaped origin of a neuraxon from the cell body of the neuron. **ocular c.**, the cone of light in the interior of the eyeball formed by the rays entering through the pupil and focused on the retina.

cones'si. The bark of *Holarrena antidysenterica*, an Indian tree, employed as an astringent and in the treatment of dysentery.

con'essine. An alkaloid, $C_{11}H_{16}N_2$, the active principle of conessi; a yellowish powder, antheimetic and astringent.

confabulation [L. *confabulari*, to talk together; *fabula*, fable.] The making up of tales and recitals and a readiness to give a fluent answer, with no regard whatever to facts, to any question put; a symptom of presbyophrenia.

confectio, gen. *confectio'nis*, pl. *confectio'nes* (kon-fek'shyo) [L. *con*, together, + *facere*, to make.] Confection, conserve, electuary, a pharmacopeial preparation consisting of a drug mixed with honey or syrup; a soft solid, sometimes used as an excipient for pill-masses. **c. amygdalæ**, pulvis amygdalæ compositus. **c. aromat'ica**, pulvis cretæ aromaticus. **c. piperis** (Br.), confection of pepper, composed of black pepper 2, powdered caraway 3, clarified honey 15; has been employed in the treatment of rectal disorders in doses of gr. 30-60 (2.0-4.0). **c. ro'sæ** (U.S.), **c. ro'sæ gal'licæ** (Br.), confection of rose, made of powdered red rose leaves 8, sugar 64, clarified honey 12, stronger rose water 16; used as an excipient. **c. sen'næ** (U.S. and Br.), confection of senna, composed of senna 10, cassia 16, tamarind 10, prune 7, fig 12, sugar 55, oil of coriander 0.5; laxative in doses of 3i-2 (4.0-8.0). **c. sulphuris** (Br.), confection of sulphur, electuary of sulphur, composed of sublimed sulphur 4 ounces, acid potassium tartrate 1 ounce, tragacanth 18 grains, syrup 2 fluidounces, tincture of orange 1 fluidounce, glycerin 1 1/2 fluidounces; laxative in doses of 3i-2 (4.0-8.0).

confection (kon-fek'shun). Confectio.

confinement. Lying-in, giving birth to a child.

confluence sinuum (kon'flu-ens sin'u-um) [L. *confluere*, to run together, + *sinus*, bay.] [BNA] Torcular Herophrasti, a meeting-place, at the internal occipital protuberance, of the superior sagittal, straight, occipital, and two transverse sinuses of the dura mater.

confluent [L. *confluere*, to run together.] 1. Joining, running together; noting certain skin lesions which become merged, forming a patch; noting a disease characterized by lesions which are not discrete, or distinct one from the other. 2. Noting a bone formed by the blending together of two originally distinct bones.

conformator [L. *con-*, together, + *forma*, form.] An apparatus used by hatters for getting the shape of the head, and employed for the same purpose by anthropologists.

confrontation (kon'frun-ta'shun). The examination together of two persons, one with a disease, such as syphilis, the other presumably the person from whom the disease was contracted.

cong. Abbreviation for congius, a gallon.

congelation [L. *con-*, together, + *gelare*, to freeze.] 1. Freezing. 2. A frostbite.

congenerous [L. *con-*, with, + *genus*, race.] Having the same function, noting certain muscles which are synergistic.

congenital [L. *congenitus*, born with.] Existing at birth, referring to certain mental or physical traits or peculiarities, diseases, etc. *Congenital* is distinguished from *inborn* in that it is inclusive; for that which is congenital may be something existing from the ovum or acquired at the moment of birth; that which is inborn, on the other hand, is something engrafted upon the mind or body during the process of development. An

infective disease may be congenital, but not inborn; a vice of metabolism is inborn, being a true developmental error, something acquired during the process of development, and not originating in intrauterine disease or injury.

conges'ted. Containing an abnormal amount of blood; in a state of congestion.

congestion (kon-jes'chun) [L. *congerere*, to heap up.] The presence of an abnormal amount of blood in the vessels of a part, due either to increased afflux or to an obstruction to the return flow. **ac'tive c.**, hyperemia, an increased flow of arterial blood to a part. **func'tional c.**, hyperemia occurring during functional activity of an organ. **hypostat'ic c.**, c. due to gravitation of venous blood to a dependent part in cases in which the circulation is feeble. **pass'ive c.**, c. due to partial stagnation of blood in the capillaries and venules in consequence of obstruction to the return flow. **physiolog'ical c.**, functional c.

conges'tive. Relating to congestion.

con'gius, pl. *con'giis* [L.] A gallon.

congio'bate [L. *con-*, together, + *globare*, to make round.] In a single mass, noting the lymph glands, as distinguished from variously shaped secreting glands.

conglom'erate [L. *con-*, together, + *glomerare*, to make into a ball.] Composed of several parts aggregated into one mass; noting (a) certain large compound glands, (b) a plate culture with a group of similar colonies lying close together; see cut under *colony*, 2. A.

conglu'tin. A protein, contained in almonds and various seeds, resembling casein.

conglu'tinant [L. *conglutinare*, to glue together.] Adhesive, promoting the union of the lips of a wound.

conglutination (kon-glu-tin-a'shun) [L. *conglutinare*, to glue together.] 1. Adhesion, coalescence. 2. A reaction resembling agglutination, in which clumping of ox corpuscles occurs upon the addition of immune rabbit serum and fresh ox serum; the same occurs in the case of corpuscles of other animals, and there is also a bacterial conglutination.

conglutinin (kon-glu'tin-in). The substance in ox serum and other serum which brings about the reaction termed conglutination; it is non-specific, is fixed only in the presence of alexinized and sensitized antigen, and is readily precipitated.

Congo-red (kong'go-red). A coal-tar dye obtained from benzidine; used as a test for hydrochloric acid which turns it blue.

Congo-root. The root of *Psoralea melitoides*, a plant in the southeastern United States; used as an aromatic bitter tonic.

CON,H₄. Urea, carbamide.

conhydrine (kon-hi'drën). An alkaloid, $C_8H_{17}NO$, obtained from conium; also called oxyconiine.

co'ni. Plural of conus.

conid'ia. Plural of conidium.

conid'ial. Relating to a conidium.

conidiophore (kon-id'i-o-för) [G. *phoros*, bearer.] The mycelial stalk of a fungus which bears conidia.

conidiospore (kon-id'i-o-spör) [*conidium* + G. *sporos*, seed.] Conidium.

conid'ium, pl. *conid'ia* [G. *konidion*, dim. of *konis*, dust.] A non-sexual unenclosed or walled spore, or exospore, of certain fungi, produced asexually.

coniine (ko'ne-ën). The active principle, $C_8H_{17}N$, of conium; a colorless, odorless fluid; coniine hydrobromide, a crystalline powder, has been employed in doses of gr. $\frac{1}{10}$ - $\frac{1}{20}$ (0.006-0.003).

conine (ko'nēn). Coniine.

coniology (kon-i-ol'o-ji) [G. *konis*, dust, + *-logia*.]

The science which treats of dust and of its effects.

coniosis [G. *konis*, dust.] Any disease or morbid condition caused by dust.

coniūm [G. *kōneion*, hemlock.] (U.S.) *Conii fructus* (Br.), the dried unripe fruit of *Conium maculatum*, poison hemlock, spotted cowbane, poison or spotted parsley; the leaves, *conii folia*, are also official in B.P. Employed as a sedative, antispasmodic, and anodyne in doses of gr. 1-3 (0.06-0.2). The fluidextract is official in U.S., the tincture and the juice (succus) in Br.

conjūgata (kon-ju-gah'tah) [L. fem. of *conjugatus*, joined together.] Conjugate, or anteroposterior, diameter of the pelvis.

conjugate (kon'ju-gāt) [L. *conjugatus*, joined together.] 1. Joined, paired. 2. The anteroposterior, or sacropubic, diameter of the pelvic inlet; c. diameter. c. *deviation of the eyes*, a condition in which both eyes are turned to the same side as a result of either paralysis or muscular spasm. c. *diameter*, same as *conjugal* (2). c. *fo'ci*, in optics two points so situated in relation to each other that a ray from one, when refracted or reflected, strikes the other. c. *fora'men*, a foramen formed by the notches of two bones in apposition. c. *of the in'let*, same as *conjugal* (2). c. *of the out'let*, the distance from the tip of the coccyx to the lower edge of the symphysis pubis; see *obstetrical c. of the outlet*. *diag'onal c.*, the distance from the promontory of the sacrum to the lower edge of the symphysis pubis. *effec'tive c.*, the internal c. measured from the nearest lumbar vertebra to the symphysis, in spondylolisthesis. *exter'nal c.*, Baudelocque's diameter, the distance in a straight line between the depression under the last spinous process of the lumbar vertebrae and the upper edge of the symphysis pubis. *false c.*, (1) a line drawn from the promontory of the sacrum to the lower margin of the symphysis; (2) effective c. *inter'nal c.*, the distance from the promontory of the sacrum to the upper edge of the symphysis pubis. *obstet'rical c. of the out'let*, the c. of the outlet lengthened by the backward displacement of the coccyx.

conjuga'tion [L. *conjungere*, to join together.] The sexual union or fusion of two cells, with partition of the chromatin and subsequent division into two new cells.

conjuncti'va [L. fem. of *conjunctivus*, from *conjungere*, to connect; sc. *tunica*, coat.] The mucous membrane covering the anterior surface of the eyeball (*tunica conjunctiva bulbi*, ocular c.) and lining the lids (*tunica conjunctiva palpebrarum*, palpebral c.).

adhesion of opposing surfaces, symblepharon. *atrophy*, xerophthalmia. *bleeding from*, ophthalmorrhagia. *dryness*, xerophthalmia, xerosis conjunctivae, sclerophthalmia. *edema*, chemosis, ophthalmiedema. *growth on*, pterygium, pannus. *inflammation*, conjunctivitis, ophthalmia, ophthalmitis, pink-eye, ophthalmopyra, ophthalmopyorrhea, pyophthalmia, pyophthalmitis, blennophthalmia, ophthalmoblennorrhoea, granular lids, trachoma. *junction of tarsal and bulbar, fornix*, of eyeball, c. bulbi, of lids, c. tarsi, c. palpebrarum. *pigmentation*, ophthalmomelanosis, siderosis conjunctivae, argyria conjunctivae. *scraping*, ophthalmoxysis. *tumor*, pinguicula.

conjunc'tival. Relating to the conjunctiva. c. *reac'tion*, a slight injection of the conjunctiva, in a person suffering from an infective disease, caused by the instillation of a dilute solution of the toxins of the same disease; called also ophthalmoreaction, Wolff-Eisner reaction, Calmette reaction. c. *test*, c. reaction.


conjunc'tive. Joining, connecting, connective. c. *ti'ssue*, connective* tissue.

conjunctivitis (kon-jung-ti-vi'(ve)'tis). Inflammation of the conjunctiva. *acute' conta'gious c.*, *acute' epidem'ic c.*, pink-eye, an acute mucopurulent conjunctivitis of epidemic type, due to the presence of the Koch-Weeks bacillus. *an'gular c.*, c. due to the presence of the diplobacillus of Morax-Axenfeld, the redness being usually most marked at the commissures. *cro'u'pous c.*, acute c. with membranous exudation without infiltration of the underlying conjunctiva. *diphtherit'ic c.*, an acute c., with exudation and infiltration of the conjunctiva. *follic'ular c.*, c. associated with the presence of granules of adenoid tissue on the inner surface of the lower lid. *gran'ular c.*, granular lids, *trachoma**. *in'fantile pu'rulent c.*, ophthalmia neonatorum. *mem'branous c.*, an acute c. with the formation of a false membrane, with or without infiltration of the underlying conjunctiva. c. *petrif'icans*, an affection marked by deposits of organic lime salts, in the form of yellowish white, slightly elevated plaques on the palpebral conjunctiva. *phlycten'ular c.*, a circumscribed c. accompanied by the formation of small red nodules of lymphoid tissue (phlyctenulae) on the conjunctiva. *pra'rie c.*, a chronic c., characterized by the presence of small white spots on the palpebral conjunctiva, especially of the lower lid. *pu'rulent c.*, c. with an abundant purulent discharge, usually gonorrheal in origin. *pu'tular c.*, phlyctenular c. *spring c.*, *ver'nal c.*, a chronic c. beginning in the spring and continuing during the warm weather, to disappear with the advent of cold weather.

conjunctivo'ma. A homeoplastic tumor of the conjunctiva.

connect'ive [L. *connectere*, to bind together.] 1. Connecting, joining. 2. Anything which connects. 3. A nerve fibril uniting two ganglia. c. *ti'ssue*, the general supporting or uniting tissue of the body, formed of altered cells, with flattened nucleus, drawn out into long fibrils. c. *ti'ssue group*, a collective name for mucous tissue, dentine, bone, cartilage, and ordinary c. tissue.

connecti'vum. A connective tissue; one of the connective-tissue group.



CONNELL'S MATTRESS SUTURE.

Connell's suture [F. Gregory Connell, American surgeon, *1864.] 1. An intestinal suture for end-to-end anastomosis; the serous surfaces are exposed, the needle is passed through both in one thrust and back again, and the thread is tied on the inside of the bowel. 2. A mattress suture. *co'noid* [G. *kōnos*, cone, + *eidos*, appearance.] Resembling a cone, cone-shaped. c. *ligament*, ligamentum conoideum. c. *tu'bercle*, tuberosity, coracoidea.

conomyoidin (ko-no-mi'oy-din) [G. *kōnos*, cone, + *mys*(myo-), muscle, + *eidos*, resemblance.] Contractile protoplasm in the retinal cones.

Conopholis americana [G. *kōnos*, cone, + *pholis*, scale.] A scaly fleshy plant usually parasitic on the root of the oak; squaw-root, cancer-root.

Conorhinus [G. *kōnos*, cone, + *rhīs* (*rhin*-), nose.] A genus of *Hemiptera*, the cone-noses. **C. sanguisuga** [L. *sanguis*, blood, + *sugere*, to suck], the blood-sucking cone-nose, an insect resembling the bedbug in appearance and habits.

conquinine (kon'kwin-ën). Quinidine.

Conradi's line (kon-rah'de) [Andrew Christian Conradi, Norwegian physician, †1899.] A line extending from the base of the ensiform cartilage to the point of the apex beat of the heart, corresponding approximately to the lower edge of the cardiac area.

con sanguinity [L. *con*-, with, + *sanguis* (*sanguin*-), blood.] Blood-relationship.

conscious (kon'shus) [L. *conscius*, knowing.] 1. Aware, having present knowledge or perception of oneself, one's acts, and one's surroundings. 2. Noting something occurring with the perceptive attention of the individual, as a conscious act or idea, distinguished from automatic or instinctive.

consciousness (kon'shus-nes) [L. *conscire*, to know, to be aware of.] Awareness; perception of physical facts or mental concepts; sentient knowledge of one's surroundings. **double c.**, a condition in which one lives in two seemingly unrelated mental states, being, while in one, unaware of the other or of the acts performed in the other.

consensual (kon-sen'shu-al) [L. *con*-, with, + *sensus*, sensation.] Reflex, noting what is done in response to a stimulus without the cooperation of the will.

conservation [L. *conservare*, to keep together.] Preservation; the keeping from injury or loss.

conservative (kon-sur'vā-tiv) 1. Preservative. 2. Opposed to radical or heroic measures of treatment. **c. surgery**, surgical treatment which aims to preserve and restore injured or diseased parts, avoiding operative mutilation or removal.

conserve (kon-surv') [L. *con*-, together, + *servare*, to keep.] A preparation made by covering a fresh drug with sugar to extract its virtues or by triturating a fresh drug to make a soft mass. Now used synonymously with confection.

consolidation [L. *consolidare*, to make firm.] Conversion into a firm dense mass; noting especially the change of the lung from a spongy to a solid condition by the filling of the alveoli with an exudate.

constipate (kon'sti-pāt). To cause a sluggishness or the action of the bowels.

constipated. Suffering from constipation; costive.

constipation [L. *constipare*, to press together.] A condition in which the evacuations from the bowels are infrequent or incomplete, more or less fecal matter being retained in the intestine.

constitution (kon-sti-tu'shun) [L. *constituere*, to establish.] 1. The physical make up of the body, including the mode of performance of its functions, the activity of its metabolic processes, the manner and degree of its reactions to stimuli, and its power of resistance to the attack of pathogenic organisms. 2. In chemistry, the number and kind of atoms in the molecule and the relation which they bear to each other.

constitutional 1. Relating to the constitution. 2. General, relating to the system as a whole, not local.

constriction [L. *constringere*, to draw together.] 1. Binding or contraction of a part. 2. A subjective sensation as if the body or any part were tightly bound or squeezed. 3. Stricture, stenosis.

constrictor 1. Anything which binds or squeezes a part. 2. A muscle the action of which is to narrow a canal, a sphincter; see under *musculus*.

constructive [L. *construere*, to build up.] Building up, relating to anabolism, anabolic.

consultant [L. *consultare*, to deliberate, ask advice.] 1. A physician or surgeon who does not take actual charge of a patient, but acts in an advisory capacity, deliberating with and counselling the personal attendant. 2. A member of a hospital staff who has no active service but stands ready to advise in any case, at the request of the attending physician or surgeon.

consultation. A meeting of two or more physicians to consider the symptoms and course of the disease in any special case and to deliberate concerning the prognosis and the advisable therapeutic measures.

consulting staff. The body of specialists attached to a hospital who do not make stated visits, but serve in an advisory capacity when called upon for counsel by members of the attending staff.

consumption (kon-sump'shun) [L. *consumere*, to use up, waste.] 1. The using up of a material or force. 2. A wasting of the tissues of the body. 3. Tuberculosis, especially of the lungs or intestine.

consumptive. Relating to, or a sufferer from, consumption.

consumptive's weed. Eriodictyon.

contact [L. *contactus*, a touching.] 1. The touching or apposition of two bodies. 2. The closing of an electrical circuit. 3. A person who has been exposed to contagion. **c. breaker**, interrupter, a device for rapidly opening and closing an electrical circuit. **c. point**, the part of the contact surface of a tooth which touches the adjacent tooth. **c. surface**, *facies contactus* [BNA], the surface of a tooth which looks toward its neighbor, either mesially or distally.

contagion (kon-ta'jun) [L. *contagio*; *contingere*, to touch closely.] 1. Contagium. 2. Transmission of an infectious disease by contact, either immediate or mediate, with the sick; one of the modes of infection. 3. The production of a psychopathic state or so-called functional nervous disease through imitation or autosuggestion. **immediate c.**, one occurring as the result of direct contact with the sick. **mediate c.**, one effected through the medium of persons or objects that have been in contact with the sick.

contagiosity. Contagiousness.

contagious (kon-ta'jus). Relating to contagion; transmissible by contact with the sick, noting certain forms of infectious disease.

contagiousness. The quality of being contagious or transmissible by contact, noting the nature of certain of the infective diseases, such as smallpox.

contagium (kon-ta'ji-um) [L.] The virus or essential causative substance of any infectious (not merely contagious) disease.

contaminate [L. *contaminare*, to defile.] To soil with infectious material.

contamination [L. *contaminare*, to stain, defile.] 1. Pollution, soiling with infectious matter. 2. The Freudian term for a fusion and condensation of words.

contemplative. One who excites a sexual organism by lewd imaginings.

content [L. *contentus* from *continere*, to contain.] 1. That which is contained within something else, usually in this sense in the plural form, *contents*. 2. In psychology, the form of a dream as presented to consciousness. **latent c.**, the symbolic significance of a dream. **manifest c.**, the external form of a dream.

contiguity (kon-ti-gu'i-ti) [L. *contiguus*, touching.] 1. Contact, without actual continuity; see *con-*

tinuity. 2. The occurrence of two or more mental impressions synchronously or in immediate succession. **amputa'tion in c.**, disarticulation, amputation through a joint. **law of c.**, when two ideas have once occurred in association they are likely so to occur again, and the more likely the more often they have been associated. **solut'ion of c.**, the breaking of contiguity, a dislocation or displacement of two normally contiguous parts.

contig'uous. Adjacent or in actual contact.

con'tinence [L. *continentia*; *continere*, to hold back.] Moderation, temperance, or self-restraint, in respect of the appetites.

con'tinent. Temperate or abstinent as regards sexual indulgence.

continued (kon-tin'üd) [L. *continuare*, to join.] Continuous, without intermission, noting especially a more or less protracted fever without apyretic intervals; a typhoid fever, for example, as contrasted with a succession of malarial paroxysms.

continuity (kon-tin-u'ti) [L. *continuus*, continued.] Absence of interruption, a succession of parts intimately united. A single bone of the skull has the quality of *continuity* in all its parts; a cranial suture is marked by *contiguity* of the bones entering into its formation. **amputa'tion in c.**, amputation through a long bone, between the joints, as contrasted with disarticulation, or amputation in contiguity. **solut'ion of c.**, division of bones or soft parts which are normally continuous, as by a fracture, a laceration, or an incision.

cont'inuous. Uninterrupted.

contour (kon-toor'). [L. *contornare*, to turn around.] In dentistry, to restore the normal outlines of a broken or otherwise misshapen tooth.

con'tour (kon'toor). The outline of a part, the surface configuration.

contoured (kon-toord'). Noting a bacterial colony with irregularly undulating surface, as that of a relief map.

con'tra-ap'erture. Counteropening.

contraceptive (kon-trah-sep'tiv) [L. *contra*, against, + *conceptive*.] An agent for the prevention of conception.

contract' [L. *contrahere*, to draw together.] To shorten; to become reduced in size.

contract'ile. Having the property of contracting.

contractil'ity. The ability or property of shortening or becoming reduced in size.

contractio (kon-trak'shyo) [L.] Contraction. **c. præ'via**, the narrowing of a segment of the uterus in advance of the descending fetus.

contraction (kon-trak'shun) [L. *contractio*; *contrahere*, to draw together.] 1. A shortening, noting the normal function of muscular tissue. 2. A more or less permanent shortening of a muscle. 3. A shrinkage or reduction in size. **an'odal clo'sure c.** (ACC or AnCC), the momentary c. of a muscle under the influence of the positive pole when the electrical circuit is established. **an'odal o'pening c.** (AOC or AnOC), the momentary c. of a muscle under the influence of the positive pole when the circuit is broken. **carpoped'al c.**, carpopedal* spasm. **cath'odal clo'sure c.** (CCC or CaCC), the momentary c. of a muscle under the influence of the negative pole when an electrical circuit is established. **cath'odal o'pening c.** (COC or CaOC), the momentary c. of a muscle under the influence of the negative pole when the circuit is broken. **Dupuytren's c.**, see *Dupuytren*. **front-tap c.**, c. of the calf muscles when the anterior surface of

the leg is struck. **hour'glass c.**, constriction of the middle portion of a hollow organ, such as the stomach or the gravid uterus. **myotat'ic c.**, (1) reflex c. of a muscle induced by its passive stretching; (2) tendon reflex. **paradox'ical c.**, a tonic contraction of the anterior tibial muscles when a sudden passive dorsal flexion of the foot is made. **Westphal's c.**, paradoxical c.

contracture (kon-trak'chür). A permanent muscular contraction due to tonic spasm or to loss of muscular equilibrium, the antagonists being paralyzed. **func'tional c.**, one that ceases during sleep or general anesthesia. **organ'ic c.**, one which is continuous whether the subject is conscious or unconscious. **Volkmann's c.**, see *Volkmann*.

contrad'olin [L. *contra*, against, + *dolor*, pain.] An analgesic composed of acetamide, phenol, and salicylic acid; dose, gr. 4-8 (0.25-0.5).

contraffissura (kon'trah-fi-shu'rah) [L. *contra*, against, counter, + *fissura*, fissure.] Fracture by contrecoup; fracture of a bone, as in the skull, at a point opposite that where the blow was received.

contraindicant (kon-trah-in'di-kant). Indicating the contrary, that is to say, showing that a method of treatment which would otherwise be proper is forbidden by special circumstances in the individual case.

contraindication (kon-trah-in-di-ka'shun). Any special symptom or circumstance which renders the use of a remedy or the carrying out of a surgical procedure inadvisable.

contralateral [L. *contra*, opposite, + *latus*, side.] Relating to the opposite side, as when pain is referred to the side opposite to that of the lesion.

con'trast [L. *contra*, against, + *stare*, to stand.] A comparison in which the differences between two objects are shown. **c. stain**, a double stain by which some of the tissues or the general background of the specimen take on one color while the special object to be examined takes on the other, thereby rendering it more distinct.

contrastim'ulant [L. *contra*, against.] 1. Annulling the effect of a stimulant. 2. An agent whose action opposes that of a stimulant.

contrastim'ulus. Contrastimulant(2).

contratoxin (kon-trah-toks'in) [L. *contra*, against.] Trade name of a group of normal sera (combined reptilian and warm-blooded) obtained from animals naturally immune to the disease for which the special form of contratoxin is employed (tuberculosis, for example); it is stated to have a lytic action on various microorganisms without producing lysis of the red blood-cells.

contrecoup (kaw'n-tr-koo') [Fr. counter-blow.] Noting the manner of a contraffissura, or fracture of a bone, as in the skull, at a point opposite that at which the blow was received.

Contrexéville, France (kaw'n-treks-a-vél'). Pevillon Spring. Alkaline waters. Cold. Several springs. Used by drinking and bathing in gouty affections, catarrhal conditions, renal and vesical disorders, nocturnal enuresis, hepatic disorders, dyspepsia, cutaneous diseases, and urinary disorders. May 20 to September 30.

contribution (kon-tri-bu'shun) [L. *contribuere*, to contribute, together, + *tribuere*, to grant.] A plan for the apportionment of profits to the holder of a life insurance policy by which the policy is credited with the reserve pertaining to it at the end of the previous year and with the annual premium paid at the beginning of the current year, less an expense charge and with interest added. Against this sum are charged the cost of insurance and the reserve required at the end of the current year.

the balance being the policy's annual dividend, or its "contribution to surplus."

control (kon-trôl') [L. *contra*, against, + *rotula*, roll; a counter-roll or ledger for check-accounts.] 1. To verify an experiment by means of another with the crucial condition omitted, as when a given amount of toxin is injected into two rabbits of equal weight, one receiving antitoxin, the other not; if the animal not receiving antitoxin (the control) dies, the assumption is that the other would also have succumbed without the protective injection of antitoxin. 2. Control-animal, control-experiment.

control'-an'im'al. In laboratory or clinical experimentation the rabbit, guinea-pig, or other animal submitted to the same conditions as the others used for the experiment, with the crucial factor (such as the injection of antitoxin, the administration of a drug, etc.) omitted.

control'-exper'im'ent. An experiment, chemical or animal, used to check another, to verify the result, or to demonstrate what would have occurred had the essential factor been omitted.

contuse' [L. *contundere*, to bruise.] To bruise.

contu'sion. A bruise, a contused wound.*

co'nus [G. *kônos*, a peg.] 1. Cone. 2. Posterior staphyloma in myopic chorioiditis. **c. arterio'sus**, the infundibulum, or left or anterior portion of the cavity of the right ventricle of the heart, which terminates in the pulmonary artery. **c. elas'ticus** [BNA], the thicker lower portion of the elastic membrane of the larynx. **c. medulla'ris**, medullary cone, terminal cone, the tapering lower extremity of the spinal cord. **c. vasculo'sus**, one of Haller's* cones in the globus major of the epididymis.

convalescence (kon-val-es'ens) [L. *convalescere*, to grow strong.] The time elapsing between the termination of a disease and the patient's complete restoration to health.

convales'cent, 1. Getting well or one who is getting well 2. Noting the period of convalescence.

convallam'arin [L. *amarus*, bitter.] A bitter glucoside obtained from convallaria; an amorphous or crystalline whitish or yellowish powder; dose, gr. $\frac{1}{2}$ -1 (0.03-0.06).

convalla'retin. A resinous substance obtained from convallaria by boiling with a dilute acid.

convalla'ria [L. *convallis*, an enclosed valley.] (U.S.) The dried rhizome and rootlets of *Convallaria majalis*, lily of the valley; heart tonic and diuretic, employed as a substitute for digitalis in doses of gr. 5-7 $\frac{1}{2}$ (0.3-0.5). The fluidextract is official.

convall'arin. An acrid glucoside obtained from convallaria; has been employed in cardiac troubles in doses of gr. $\frac{1}{2}$ -1 (0.03-0.06).

convection (kon-vek'shun) [L. *convehere*, to convey.] The conveyance of heat in liquids or gases by change of position of the heated particles, as when the layer of water at the bottom of a pot rises and carries the heat from the fire with it.

convergence (kon-vur'jens) [L. *convergere*, to incline together.] 1. The tending of two or more objects toward a common point. 2. The direction of the visual lines to a near point. **ampli'tude of c.**, the distance between the near point and far point of c. **angle of c.**, see under *angle*. **far point of c.**, the point to which the visual lines are directed when c. is at rest. **near point of c.**, the point to which the visual lines are directed when c. is at its maximum. **neg'ative c.**, the slight divergence of the visual axes when c. is at rest, as when looking at the far point of normal vision or during deep pos'itive c., inward deviation of the visual

axes even when c. is at rest, as in cases of convergent squint. **range of c.**, amplitude of c.

convergent (kon-vur'jent). Tending toward a common point.

conversa'tion-tube. An ear-trumpet with a flexible tube connecting the mouth-piece and ear-piece.

conversion (kon-vur'shun) [L. *convertere*, to turn round, to change.] 1. Change, transmutation. 2. Transformation of an emotion into a physical manifestation.

conv'ex [L. *convexus*, vaulted, arched.] Noting a surface which is evenly curved or bulging outward.

convex'ity. The state of being convex.

convex'oocon'cave. Concavoconvex.

convex'oocon'vex. Convex on two opposite surfaces.

convolute (kon'vô-lût) [L. *convolvere*, to roll together.] Rolled together with one part over the other; in the shape of a roll or scroll.

conv'oluted. Convolute. **c. bone**, turbinated bone, **concha* nasalis**. **c. tu'bule**, the twisted or coiled portion of a uriniferous tubule, **tubulus renalis contortus**.

convolutio (kon-vô-lu'shyo) [L. *convolvere*, to roll together.] Convolution, gyrus.

convolu'tion [L. *convolutio*.] One of the prominent rounded elevations on the surface of the brain, bounded by the fissures or sulci; see *gyrus*.

Convolvula'cea. An order of gamopetalous dicotyledonous, twining or trailing herbs, which includes the bindweed and scammony.

convol'vulin. A white odorless glucoside, $C_{21}H_{34}O_{10}$, obtained from jalap; purgative in doses of gr. $\frac{1}{2}$ -1 $\frac{1}{2}$ (0.03-0.1).

Convol'vulus. A genus of twining plants of the natural order *Convolvulaceae*. **C. altheoi'des**, a Mediterranean plant, the root of which is sometimes substituted for scammony. **C. pandura'ta**, manroot, wild jalap, wild scammony; the root yields a resin which is purgative and diuretic. **C. pur'ga**, jalap. **C. scammo'nium**, scammony **C. turpe'thum**, turpeth-root.

convuls'ant. Causing convulsions.

convul'sion [L. *convulsio*, from *con-*, together, + *vellere*, to pull.] A violent involuntary muscular contraction. **clon'ic c.**, one in which the contractions are intermittent, the muscles alternately contracting and relaxing. **coordi'nate c.**, a clonic c. in which the movements are seemingly purposeful, being exaggerations of those which may occur naturally. **crow'ing c.**, laryngismus stridulus. **inter'nal c.**, a slight c. in a child, marked by a barely perceptible spasm, rigidity of the head and fixity of the eyes, with preservation of consciousness or only momentary unconsciousness. **mim'ic c.**, facial tic. **ton'ic c.**, one in which the contraction of the muscle is continuous.

convul'sive. Relating to convulsions; marked by or producing convulsions.

COOH. Formula for carboxyl, a radical characteristic of organic oxyacids.

coo'lie-itch. Water-itch.

Coop'er's disease' [Sir Astley Paston Cooper, English surgeon, 1768-1841.] Chronic inflammation of the mamma, with the formation of cysts. **C.'s fas'cia**, the fascia covering the spermatic cord, **fascia* cremasterica**. **C.'s her'nia**, femoral h. with two sacs, the second passing through a defect in the superficial fascia and appearing immediately beneath the skin, the first being in the femoral canal. **C.'s her'ni-otome**, a slender bistoury with short cutting edge for dividing the constricting tissues at

the neck of a hernial sac. **C.'s ligament**, (1) one of numerous fibrous filaments connecting the mammary gland with the skin, retinacula cutis; (2) the portion of the transversalis fascia attached to the iliopectineal line and spine of the pubis; (3) a ligament connecting the olecranon to the coronoid process. **C.'s ointment**, arsenic 1, sulphur 1, spermaceti ointment 8. **C.'s reflected tendon**, a thin, semilunar expansion of the anterior aponeurosis of the transversalis abdominis muscle, sometimes prolonged beyond the conjoined tendon to be attached to the deep crural arch.

Cooper's Well, Miss. Saline-chalybeate waters. One spring. Anemia, chlorosis, constipation, chronic diarrhea, and dropsy.

coo'rush. A pustular skin disease occurring in Central Africa.

coordination (ko-or-dī-na'shun) [L. *co-*, together, + *ordinare*, to arrange.] The harmonious working together of several muscles or muscle groups in the execution of complicated movements.

coossify (co-os'f-i) [L. *co-*, together, + *os*, bone, + *facere*, to make.] To unite into one bone.

copaiba (ko-pa'bah). (U.S. and Br.) Copaiva, balsam of copaiba or copaiva; the oleoresin of *Copaifera officinalis* and other species of *C.*, a South American plant; a yellowish viscid fluid of an aromatic odor and acid bitter taste; expectorant, diuretic, and stimulant to the respiratory and urogenital mucous membranes, in doses of ʒiō-30 (0.6-2.0). **solidified c.**, *massa copaibæ*.

copiopia (ko-pi'ō-pi'ah) [G. *kopos*, fatigue, + *ōps*, eye.] Fatigue of the eye from over or improper use or strain.

copodyskinesia (ko-po-dis-kin-e'st-ah) [G. *kopos*, fatigue, + *dys-*, bad, + *kinēsis*, movement.] Occupation neurosis,* such as writer's cramp.

cop'per [L. *cuprum*.] A metallic element several of the salts of which are employed in medicine; see *cuprum*. **c. group**, two members of the class of basylous elements, copper and mercury.

copp'eras [L. *cuprum*, copper, + *rosa*, flower.] Impure commercial ferrous sulphate, green vitriol; see *ferri* sulphas*.

copp'er-point. A crystal of copper sulphate contained in a wooden holder.

cop'remia, **copræmia** [G. *kopros*, dung, + *haima*, blood.] The presence in the blood of waste products absorbed from the intestine; so-called intestinal autointoxication.

coprolagnia (kop-ro-lag'n-ah) [G. *kopros*, dung, + *lagnia*, lust.] A form of sexual perversion in which the thought or sight of excrement causes pleasurable sensation.

coprolalia (kop-ro-la'li-ah) [G. *kopros*, dirt, dung, + *lalia*, form of speech.] The involuntary utterance of vulgar or obscene words.

coprolith (kop'ro-lith) [G. *kopros*, filth, + *lithos*, stone.] A hard mass consisting of inspissated feces.

coprol'ogy [G. *kopros*, feces, + *-logia*.] The physiology and pathology of intestinal digestion.

coprophagy (kō-prof'a-jī) [G. *kopros*, feces, + *phagō*, I eat.] The eating of human or animal excrement.

coprophil, **coprophile** (kop'ro-fil, kop'ro-fil) [G. *kopros*, dung, + *philos*, fond.] Noting bacteria occurring in fecal matter.

coprophilia (kop-ro-fil'i-ah) [G. *kopros*, dung, + *philos*, fond of.] A mental attraction, with a sexual element, for fecal matter.

coproplanesia (kop-ro-plan-e'st-ah) [G. *kopros*, feces, + *planēsis*, a wandering.] The passage of feces through a fistula or artificial anus.

coprosta'sia [G. *kopros*, feces, + *stasis*, a standing.] Constipation, costiveness, fecal impaction.

cop'tis [G. *koptō*, I cut, the leaves looking as if cut.] The rhizome of *Coptis trifolia*, goldthread, canker-root, a plant of eastern North America; used as a masticatory in sore mouth and as a gargle in catarrhal sore throat and tonsillitis.

cop'ula [L. yoke, joining.] 1. Zygote. 2. Ambceptor or immune body. 3. In anatomy a narrow part connecting two structures. 4. In legal phraseology, sexual intercourse.

copulation (kop-u-la'shun) [*copulatio*.] 1. Sexual union between two individuals, male and female; coitus. 2. In protozoology, conjugation between two cells which do not fuse but separate after mutual fertilization; observed in the infusoria.

cor, gen. *cor'dis* [L.] Heart. **c. adipo'sum**, fatty heart. **c. bilocula're**, a heart in which the intra-auricular and intraventricular septa are incomplete. **c. bovi'nium**, a greatly hypertrophied heart. **c. hirsu'tum**, hairy heart, the heart in cases of fibrinous pericarditis in which the surface presents post mortem a shaggy appearance. **c. ju'venum**, a disorder of the heart associated with orthostatic albuminuria, marked by a systolic murmur, heaving apex beat, tachycardia, palpitation, and arrhythmia. **c. mo'bile**, movable heart, a heart which moves unduly on change of bodily position. **c. pen'dulum**, pendulous heart, an extreme form of c. mobile in which the heart appears to be suspended by the great vessels. **c. tomento'sum** [L. *tomentosus*, stuffed with hair or feathers as a cushion], c. hirsutum.

coracoacromial (kor'ā-ko-ā-kro'mī-al). Relating to the coracoid and acromial processes of the scapula.

coracobrachialis (kor'ā-ko-bra-ki-a'lis). Relating to the coracoid process of the scapula and the arm, noting a muscle, which see under *muscular*.

coracoclavic'ular. Relating to the coracoid process and the clavicle.

coracohumeral (kor'ā-ko-hu'mē-ral). Relating to the coracoid process of the scapula and the humerus.

cor'acid [G. *korax* (*korak*-), raven, curved door-handle, + *eidōs*, appearance.] Shaped like a crow's beak or door-handle; noting a process of the scapula, *processus coracoideus*. **c. tuberosity**, *tuberositas coracoidea*.

cor'al cal'culus. A kidney stone moulded to the shape of the pelvis and calyces.

cor'allin. A yellow dye obtained by heating together sulphuric acid, phenol, and anhydrous oxalic acid. **red c.**, peony red, peonin, produced from c. by the action of ammonia.

cor'allorhi'za [G. *rhiza*, root.] Coral-root, dragon's-claw, the root of *Corallorhiza odoratissima*, a leafless saprophytic herb of the eastern United States, diaphoretic in doses of gr. 15-30 (1.0-2.0).

cord [L. *chorda*, a string.] 1. In anatomy, any long, string-like structure. 2. To become corded or string-like. **Ferrin's c.**, etc., see the proper name. **gan'gliated c.**, the sympathetic nerve trunk, *systema* nervorum sympathicum*. **sp'er-matic c.**, a cord formed by the vas deferens up to its passage through the inguinal canal, together with the accompanying vessels and nerves. **spi'nal c.**, *medulla spinalis*. **umbil'ical c.**, the cord extending from the placenta to the umbilicus of the fetus, formed of the umbilical vein and two umbilical arteries embedded in Wharton's jelly. **vocal c.**, one of the four thyroarytenoid ligaments; the upper pair constitutes

the *false* vocal cords, the lower pair the *true* vocal cords, or those concerned in voice production.

cordial (kor'jyal) [see *cordiale*.] 1. A remedy supposed to stimulate the heart and raise the spirits. 2. A sweet aromatic liquor supposed to aid digestion. **neutralizing c.**, syrupus rhei et potassae compositus (N.F.).

cordiale (kor-di-a'le) [L. neut. of *cordialis*, something enheartening.] Cordial. **c. ru'bi fruc'tus** (N.F.), blackberry cordial; equal parts of blackberry juice and of syrup, with 25 per cent. of a weak tincture of cinnamon, cloves, and nutmeg; a carminative, aromatic astringent, employed in diarrhea in doses of $\frac{3}{4}$ -1 (15.0-30.0).

cordiform [L. *cor*(cord-), heart, + *forma*, shape.] Heart-shaped.

cor'dol. Tribromsalol.

cor'dyl. Acetyltribromsalol.

core [L. *cor*, heart.] The central mass of necrotic tissue in a boil.

coreclisis (kor-e-kli'sis) [G. *korē*, pupil, + *kleisis*, closure.] Occlusion of the pupil.

corectasia (kor-ek-ta'zi-ah) [G. *korē*, pupil, + *ektasis*, stretching out.] Dilatation of the pupil.

corectomedialysis (kor-ek'-to-me-di-al'i-sis) [G. *korē*, pupil, + *ektomē*, excision, + *dialysis*, a loosening.] Iridodialysis.

corectomy [G. *korē*, pupil, + *ektomē*, excision.] Iridectomy.

corecto'pia [G. *korē*, pupil, + *ektōpos*, out of place.] Presence of the pupil to one side of the center of the iris.

coredialysis (kor-e-di-al'i-sis) [G. *korē*, pupil, + *dialysis*, separation.] Iridodialysis.

coredian'tasis [G. *korē*, pupil, + *diastasis*, an interval.] Corectasia.

core'lysis [G. *korē*, pupil, + *lysis*, a loosening.] The loosening of adhesions between the capsule of the lens and the iris.

coremorpho'sis (kor-e-mor-'fo'sis) [G. *korē*, pupil, + *morphōsis*, formation.] The formation of an artificial pupil.

corencleisis (kor-en-kli'sis) [G. *korē*, pupil, + *enkleio*, I enclose.] Iridencleisis.

coremeter (kor-e-om-'ter) [G. *korē*, pupil, + *metron*, measure.] An instrument for measuring the width of the pupil.

core'toplasty [G. *korē*, pupil, + *plassō*, I form.] The reestablishment of an occluded, or correction of a deformed, pupil.

corestenoma (kor-e-stē-no'mah) [G. *korē*, pupil, + *stenōma*, a narrow pass.] A narrowing of the pupil. **c. congen'itum**, a partial occlusion of the pupil by congenital out-growths from the iris.

coretomedialysis (kor-e-to'me-di-al'i-sis) [G. *korē*, pupil, + *tomē*, incision, + *dialysis*, a loosening.] Iridodialysis.

core'tomy [G. *korē*, pupil, + *tomē*, incision.] Iridotomy.

cor'neous (kor-e-a'shyus) [L. *corium*, leather.] Leathery, tough, noting the surface character of a bacterial colony.

coriamyrtin (ko-re-am'ur-tin). A glucoside, $C_{20}H_{30}O_{10}$, from coriaria leaves; an irritant and convulsant, resembling picrotoxin, sometimes given as a cardiac and respiratory stimulant in collapse, in dose of gr. $\frac{1}{16}$ (0.001).

corian'der. Coriandrum.

corian'drum [G. *koris*, bedbug, from the offensive odor of the plant.] (U.S.) Coriander, the dried ripe fruit of *Coriandrum sativum*; a mild stimulant aromatic and corrective in doses of gr. 5-10 (1.5-3.0 g.).

Coria'ria. A genus of plants of southern Europe, New Zealand, and South America. **C. myrtifo'lia**, a species the leaves of which are sometimes used to adulterate senna; they contain an irritant glucoside, *coriamyrtin*.

co'rium [L. leather.] Cutis vera, true skin; the deeper or connective-tissue layer of the skin, consisting essentially of fibrous connective tissue with interlacing elastic fibers and occasional non-striated muscular fibers. It is composed of two layers: an outer, pars papillaris, stratum papillare, papillary layer, and an inner, pars reticularis, stratum reticulare, reticular layer.

corm [G. *kormos*, the bare trunk of a tree.] The underground stem of certain plants, giving off leaves from the upper surface and rootlets from the lower; it is of bulbous shape, but differs from a tree bulb in being of solid, fleshy consistency and not composed of superposed leaves; called also *solid bulb*, especially when it is enclosed in two or three layers of broad leaves.

cormophyte (kor-mo-fit) [G. *kormos*, trunk of a tree, + *phylon*, plant.] In botany, any plant which has an axis of growth, with stems and leaves; opposed to thallophyte.

corn [L. *cornu*, horn, hoof.] 1. Clavus (1). 2. A small swelling between the bars of a horse's foot and the wall of the heel, occurring in the fore feet alone, generally on the inside heel. **hard c.**, the usual form of corn over a toe-joint. **soft c.**, a corn formed by pressure between two toes, the surface being macerated and yellowish in color.

corn [A.S.] 1. Any kind of grain; specifically, in America, Indian corn or maize. 2. A single grain of wheat, maize, or any cereal.

cornea (kor'-ne-ah) [L. *corneus*, horny, sc. *tunica*, coat.] A transparent membrane, forming the anterior sixth of the outer coat of the eyeball; it is more curved than the sclera. **con'ical c.**, keratoconus.

discoloration, keratochromatosis, examination, keratotomy, grafting, keratoplasty, hernia, keratocele, incision, keratotomy, inflammation, keratitis, ceratosis, instrument for measuring curvature of, keratonometer, keratometer, keratoscope, knife for dividing, keratome, opacity, keratoleucoma, albugo, nebula, caligo corneae, plastic surgery of, keratoplasty, protrusion, keratectasia, staphyloma, keratoconus, keratoglobus, conical cornea, keratocele, buphthalmia, buphthalmus, removal of part, keratectomy, rupture, keratorrhesis, softening, keratomalacia, ulceration, keratohelcosis.

cor'neal. Relating to the cornea.

corneitis (kor-ne-i'(e')tis). Keratitis.

cor'nel. Dogwood, cornus*.

corneioritis (kor'-ne-o-i-ri'(re')tis). Keratoiritis.

corneoscle'ra. The combined cornea and sclera, forming the external coat of the eyeball.

cor'neous [L. *corneus*.] Horny.

cor'ners. The deciduous incisors of the horse, external to the intermediates.

cor'net, **cornette'** [Fr. dim. of *corne*, a horn.] A small ear-trumpet.

cor'neum. The horny layer of the skin.

cornic'ulum [L. dim. of *cornu*, horn.] A cornu of small size. **c. laryn'gis**, cartilago corniculata.

cornifica'tion [L. *cornu*, horn, + *facere*, to make.] 1. Conversion into horn or a horny substance or tissue. 2. A callosity.

cornified (kor-ni-fid). Converted into horn; horny. **cor'nin**. An eclectic preparation, a resin from *Cornus florida* in the form of a brown bitter powder; used in malaria and as a tonic in doses of gr. 2-5 (0.13-0.3).

Cor'ning's method [James Leonard Corning, New York neurologist, *1855.] 1. Induction of surgical anesthesia, without unconsciousness, by

subarachnoid spinal injections of cocaine or one of its substitutes. 2. The induction of local anesthesia by the subcutaneous injection of a weak solution of cocaine, or one of its substitutes, the circulation being cut off from the field of operation by firm pressure with a ring, or by constriction of the base of the member when it is a finger or toe.

corn-silk. *Stigma maydis, ze**.

corn-smut. *Ustilago maydis*.

cor'nu, gen. *cor'nus*, pl. *cor'nua*, [L. horn.] A horn.

1. Any structure composed of horny substance or resembling a horn in shape. 2. One of the coronal prolongations of the dental pulp. *c. Ammo'nis*, hippocampus [BNA]. *c. ante'rius*, anterior horn; (1) the anterior division of the lateral ventricle of the brain, extending forward and outward into the frontal lobe from the foramen of Monro; (2) columna anterior [BNA]. *c. cer'vi*, harts-horn. *c. cuta'neum*, cutaneous horn, an elongated, projecting outgrowth of the horny layer of the epidermis. *c. huma'num*, *c. cutaneum*. *c. infe'rius* [BNA], inferior horn, descending horn, the lowermost division of the lateral ventricle of the brain, a prolongation of the pars centralis or body into the temporal lobe; it extends first outward and backward, then downward, and finally forward and inward, terminating about an inch behind the temporal pole. *c. latera'le*, lateral horn, columna* lateralis [BNA]. *c. ma'ius*, greater horn; the larger of the two processes on either side of the hyoid bone. *c. me'dium*, *c. inferius*. *c. mi'nus*, lesser horn; the shorter of the two processes on either side of the hyoid bone. *c. of the spinal cord*, either one of the tracts of gray matter, seen on cross section of the cord, extending from the commissure toward the surface. *c. poste'rius*, posterior horn; (1) the posterior division of the lateral ventricle of the brain, extending backward into the occipital lobe; (2) columna posterior [BNA].

cor'nua. Plural of *cornu*.

cor'nal. Relating to a cornu.

cornucommissural (kor'nu-kom-i-shu'ral). Relating to one of the cornua and a commissure in the brain.

cornuco'pia [L. horn of plenty.] One of the lateral recesses in the fourth ventricle of the brain.

cor'nu [L. *cornu*, horn.] The dried bark of the root of *Cornus florida*, dogwood; an astringent aromatic stomachic in doses of $\text{m}15-60$ (1.0-4.0) of the fluidextract. The bark of another species, *C. circinata*, round-leaved dogwood, cornel, green osier, is also used in medicine having similar properties to the preceding.

cornutine (kor'nu-tēn). An alkaloid obtained from ergot, said to cause convulsions.

cornutol (kor'nu-tol). Trade name of a specially prepared fluid extract of ergot.

corolla (ko-rol'ah) [L. a little crown.] The inner of the two envelopes of a flower with double perianth.

corom'eter [G. *korē*, pupil, + *metron*, measure.] An instrument for measuring the diameter of the pupil.

coro'na [L. crown.] Any structure, normal or pathological, resembling or suggesting a crown or a wreath. *c. cap'itis*, crown of the head, the topmost part of the head. *c. cilia'ris*, ciliary crown or wreath, the circular figure on the inner surface of the ciliary body, formed by the processes and folds (plicæ) taken together. *c. den'tis*, crown* of a tooth, the exposed portion covered with enamel. *c. glan'dis*, the prominent posterior border of the glans penis. *c. radia'ta*, radiate

crown; (1) a fan-shaped appearance produced by the widely radiating fibers from the upper portion of the internal capsule; these fibers come from the cerebral peduncles, through both the tegmentum and the base of the peduncles, and from the thalamus; (2) an investment of the oocyte, composed of several layers of epithelial cells derived from the discus proligerus of the Graafian follicle. *c. Ven'eria* [crown of Venus], a lenticular syphilide of the forehead parallel to the hairy border. *c. Zinn'i*, Haller's* circle (1).

cor'onad [L. *corona* + *ad*, to.] In a direction toward a corona.

Corona'do Springs, Cal. Alkaline-saline waters. Used by drinking, in anemia, dyspepsia, and renal and cystic disorders.

cor'onai. Relating to a corona. *c. su'ture*, the line of junction of the frontal with the two parietal bones of the skull.

coronale (kor-o-na'le) [L. neuter of *coronalis*, coronal.] 1. The frontal bone. 2. One of the two most widely separated points on the coronal suture at the poles of the greatest frontal diameter.

corona'men [L. *coronare*, to crown.] Coronet.

corona'ria. A coronary artery, of the heart or stomach; see *arteria* coronaria*.

coronary (kor'o-na-rī) [L. *coronarius*; *corona*, a crown.] 1. Relating to a crown. 2. Encircling, noting various anatomical structures; see *arteria coronaria*, *ligamentum coronarium*, *sinus coronarius*, etc. *c. band*, a prominent circular ridge or band at the top of the hoof of the horse, merging posteriorly into the glomes of the plantar cushion; it is an organ of tactile sensation, enabling the animal to recognize the character of the surface upon which his foot rests. *c. cash'lon*, *c. band*. *c. sul'cus*, the depression on the external surface of the heart indicating the location of the auriculo-ventricular septum.

corone (kor-o'ne). [G. *korōnē*, crow.] The coronoid process of the mandible.

coroner (kor'o-nur) [L. *coronator*, crowner, crown officer.] An official whose duty it is to investigate cases of sudden death to determine the cause. In several of the United States the office has been replaced by that of medical examiner.

cor'onet [Fr. *coronette*; L. *corona*, crown.] The upper part of a horse's hoof, or the lower part of the partener encircling the coffin, marked by a circlet of hair.

coronill'a. The dried herbage of several species of *Coronilla*, a genus of leguminous herbs, resembling broom in its medical properties; dose as a diuretic, gr. 5-10 (0.3-0.6).

coron'illin. A glucoside from coronilla; dose, gr. 1 (0.06).

coro'nion [G. dim of *korōnē*, crow.] The tip of the coronoid process of the mandible, a craniometric point.

coronitis (kor-o-ni'ne'tis). Inflammation of the coronary cushion of the horse's hoof, resulting in imperfect horn formation; villitis.

cor'onoid [G. *korōnē*, a crow, + *eidos*, resembling.] Shaped like a crow's beak, noting certain processes and other parts of bones. *c. foss'a*, fossa coronoidea. *c. process*, processus coronoideus.

coroparelysis (kor'o-par-el'si-sis) [G. *korē*, pupil, + *parelēō*, I draw aside.] An operation for displacing the pupil to one side in cases of central corneal opacity.

cor'oplasty [G. *korē*, pupil, + *plassō*, I form.] Any surgical procedure designed to restore the patency of the pupil of the eye.

coros'copy [G. *korē*, pupil, + *skopōō*, I view.] The shadow test, skiascopy.*

corotomy. Coretomy, iridotomy.*

corpora. Plural of corpus.

corporal. Bodily, relating to the body.

corporeal. Physical, material, as distinguished from mental, psychical, or spiritual.

corpus [L. *corpus*, body.] A dead body, cadaver.

corpulence, corpulency [L. *corpulentia*, magnification of *corpus*, body.] Obesity.

corpus, gen. *cor'poris*, pl. *cor'pora* [L.] The body.

Any body or mass. The main part of an organ or other anatomical structure, as distinguished from the caput (head) or cauda (tail).

c. adipo'sum buc'cae, sucking-pad, an encapsuled mass of fat in the cheek on the outer side of the buccinator muscle, especially marked in the infant; supposed to strengthen and support the cheek during the act of sucking.

c. albicans [L. *albicare*, to become or to be white], (1) a whitish body in the cortex of the ovary, the remains of the atrophied *c. luteum*; (2) *c. mammillare*, *c. candidans*.

c. ali'e'sum, a foreign body.

c. amy'la'ceum (pl. *cor'pora amy'la'cea*), one of a number of small ovoid or rounded bodies having an irregularly laminated structure resembling a grain of starch, found in nervous tissue, in the kidney, lungs, and other organs, and also in certain tumors, inflammatory exudates, and blood-clots; they represent a degenerative process analogous to colloid degeneration.

c. Aras'til, nodulus valvulae semilunaris.

c. callo'sum [L. *callosus*, hard], the great transverse commissure between the cerebral hemispheres, lying at the bottom of the longitudinal fissure, and covered on each side by the gyrus cinguli; it is arched from behind forward and is thick at each extremity (splenium and genu) but thinner in its long central portion (truncus); it turns upon itself at the genu and sends a thin extremity forward (the rostrum); the white fibers connecting the two hemispheres make transverse markings on the surface, but in addition there are four strands of gray matter (striae longitudinales) running in an anteroposterior direction.

c. caverno'sum clitor'idis, one of the two parallel columns of erectile tissue forming the body of the clitoris, they diverge at the root to form the crura.

c. caverno'sum con'cha'e, plexus cavernosi concharum [BNA], erectile tissue in the mucous membrane covering the nasal turbinated bones.

c. caverno'sum pe'nis, one of two columns of erectile tissue lying side by side on the dorsum of the penis; they are separated posteriorly, forming the *caverna penis*, and are attached to the inner portion of the arch of the pubis.

c. caverno'sum ure'thrae [BNA], corpus spongiosum, the medial column of erectile tissue, lying in the urethral sulcus, between and below the two corpora cavernosa penis; it forms an expansion at either extremity, its posterior being the *bulbus urethrae*, the anterior the *glans penis*; it is traversed by the urethra.

c. cilia're, ciliary body, a thickened portion of the tunica vasculosa of the eye between the choroid and the iris; it consists of three parts or zones: orbiculus ciliaris, corona ciliaris, and musculus ciliaris.

c. densa'tum, dentate body; (1) nucleus dentatus [BNA]; (2) nucleus olivaris.

c. fimbria'tum [L. *fimbriatus*, fringed], (1) a white band on the edge of the cornu inferius of the lateral ventricle of the brain; (2) the outer, ovarian, extremity of the oviduct.

c. genicula'tum exte'rum, external geniculate body, *c. geniculatum laterale* [BNA].

c. genicula'tum inte'rum, internal geniculate body, *c. geniculatum mediale* [BNA].

c. genicula'tum latera'le [BNA], lateral geniculate body, external geniculate body; an oval mass formed by a bulging of the posterior part of the thalamus external to the pulvinar.

c. genicula'tum media'le [BNA], medial geniculate body, internal geniculate body; an elongated rounded elevation behind the pulvinar of the thalamus.

c. glandulo'sum, glandula prostata muliebris, spongy tissue at the orifice of the meatus urinarius in the female.

c. High'mori, *c. highmoria'num*, mediastinum testis.

c. hypothalam'icum, nucleus hypothalamicus.

c. lu'teum [L. *luteus*, golden-yellow], a yellowish body at the surface of the ovary marking the site of a ruptured Graafian follicle.

c. Luy'si, Luy's body, nucleus hypothalamicus.

c. mamilla're, pl. *cor'pora mamilla'ria*, mamillary body, one of two pea-sized white bodies lying at the base of the brain in the interpeduncular space in front of the substantia perforata posterior.

c. oken'se, Oken's body, Wolffian* body.

c. oliva're, oliva.

c. oryzoid'eum, one of the rice-like bodies found in hygromata, tendon-sheaths, and joints; similar bodies are sometimes seen in the sputum.

c. pampinifo'rme, parovarium.

c. papilla're [BNA], papillary body, stratum papillare, the superficial portion of the corium, consisting of a close-meshed connective tissue containing a few flattened cells.

c. pinea'le [BNA], pineal body, pineal gland, conarium, epiphysis cerebri, a small flattened body, shaped somewhat like a pine cone (whence two of its names), lying in the depression between the two superior quadrigeminal bodies below the splenium of the corpus callosum; it is connected with the thalami by a hollow stalk, the habenula, but is not itself a part of the brain, containing few nervous elements; it is a rudimentary glandular structure, being composed of follicles containing epithelial glands and lime concretions, called brain-sand.

c. pyramida'le, pyramis medullae oblongatae.

cor'pora quadrigem'ina [BNA], quadrigeminal bodies, optic lobes, four rounded eminences forming the dorsal portion of the mesencephalon; together they constitute the lamina quadrigemina.

c. restifo'rme [BNA], restiform body, inferior cerebellar peduncle, a bundle of nerve fibers on either side of the medulla, running upward, outward, and backward from the medulla to the cerebellum.

c. rhomboida'le, *c. rhomboid'eum*, *c. dentatum* (1).

c. spongio'sum, spongy body, *c. cavernosum urethrae* [BNA].

c. spongio'sum ure'thrae [BNA], the submucous coat of the female urethra, containing a venous network which insinuates itself between the muscular layers giving to them an erectile nature.

c. ster'ni, body of the sternum, mesosternum, gladiolus.

c. stria'tum, striate body, the caudate and lentiform (lenticular) nuclei considered as one structure, a striate appearance on section being caused by connecting bands of gray matter passing from one to the other nucleus through the intervening white matter of the internal capsule.

c. trapezoid'eum [BNA], *c. trapezoid'es*, trapezoid body, a collection of transverse fibers running through the central portion of the pons, arising from the nucleus cochlearis.

c. trit'ceum, cartilago triticea.

c. uteri, body of the womb, the part of the uterus above the orificium internum.

c. vit'reum, vitreous body.

corpuscle (kor'pus-l) [L. *corpusculum*, dim. of *corpus* body.]

1. Primary atom, metabolon, electron a very minute particle, infinitely smaller than an atom, charged with negative electricity. 2. Any small mass or body. 3. A blood cell. 4. A non-nucleated cell. *amniot'ic c.*, *amyl'a'ceous c.*, *am'y-loid c.*, *corpus amylaceum*. *axile c.*, *axis c.*, the central portion of a tactile *c.* *Bennett's c.*, *Bizzozzer's c.*, etc., see the proper names. *blood c.*, blood cell, leucocyte or erythrocyte. *bone c.*, bone cell. *bul'bo'id c.*, *corpusculum bulboideum*. *calca'reous c.*, one of the dental cells of the teeth containing earthy salts. *cartilage c.*, cartilage cell. *cement' c.*, one of the bone-forming cells in the cementum of the tooth. *chro'mophile c.*, Nissel's* body. *chyle c.*, a cell of the same appear-

ance as a leucocyte, present in chyle. **colloid c.**, corpus amylaceum. **colos'trum c.**, a large granular cell in colostrum. **concentric c.**, Hassall's* corpuscle. **cor'neal c.**, a flattened connective-tissue cell found between the laminae of fibrous tissue in the cornea. **dust c.**, see *hemoconia*. **end c.**, corpusculum nervorum terminale. **exuda'tion c.**, exudation cell, a cell present in an exudate which assists in the organization of new tissue. **fer'tilizing c.**, spermatozoon. **gan'gion c.**, **gen'ital c.**, one of the end corpuscles on the external genitals. **germ c.**, ovum. **ghost c.**, phantom c. **giant c.**, giant cell. **inflamm'atory c.**, exudation c. **lam'ellated c.**, corpusculum lamellosum. **lymph c.**, **lymphat'ic c.**, **lym'phoid c.**, a leucocyte found in the lymph and also in the blood. **mar'ginal c.**, Giannuzzi's crescent. **med'ullary c.**, odontoblast. **mi'gratory c.**, wandering cell. **milk c.**, one of the fat droplets in milk. **mollus'cum c.**, one of a number of minute bodies, whether protozoan parasites or degenerated cells it is undecided, found in the affected epithelial cells in molluscum contagiosum. **mucous c.**, a cell resembling a lymph corpuscle present in mucus. **mus'cular c.**, the nucleus of a striated muscular fiber. **nerve c.**, (1) neuron; (2) one of the nuclei under the neurilemma in a medullated nerve fiber. **nu'clear c.**, nucleolus. **oes'eous c.**, bone cell. **phantom c.**, ghost c., shadow c., a red blood cell which has lost its color through loss of its hemoglobin, achromatocyte. **plastic c.**, exudation c. **polar c.**, centrosome. **pus c.**, one of the leucocytes constituting the formed elements in pus. **red c.**, erythrocyte. **salivary c.**, one of the leucocytes present in saliva. **shadow c.**, phantom c. **sple'nic c.**, Malpighian c. **starch c.**, corpus amylaceum. **tactile c.**, corpusculum tactus. **tendon c.**, one of the connective-tissue cells present between the fibers of tendons. **termi'nal c.**, end c., corpusculum* nervorum terminale. **third c.**, Hayem's c., platelet. **thymus c.**, Hassall's c. **touch c.**, corpusculum tactus. **white c.**, leucocyte.

corpus'cular. Relating to a corpuscle.

corpus'culum, pl. *corpus'cula* [L. dim. from *corpus*, body.] Corpuscle. **c. bulboid'um**, Krause's bulb-like corpuscle, end-bulb of Krause, one of the nerve terminals in the lips, glans penis, and other parts; it consists of a spheroid capsule enclosing elongated and polygonal cells between which are the club-shaped terminations of the nerve fibrils. **c. lamello'sum**, lamellated corpuscle of Vater, of Herbst, or of Pacini; one of the small oval bodies in the skin of the fingers, in the mesentery, and elsewhere, formed of concentric layers of connective tissue with a soft core in which the axis cylinder runs, splitting up into a number of fibrils which terminate in bulbous enlargements. **c. nervo'rum articula're**, pl. *corpuscula nervo'rum articula'ria*, an articular nerve corpuscle, see *c. nervorum terminale*. **c. nervo'rum genita'le**, pl. *corpuscula nervo'rum genita'lia*, genital nerve corpuscles, see *c. nervorum terminale*. **c. nervo'rum termina'le**, pl. *corpuscula nervo'rum termina'lia*, one of the terminal corpuscles of the nerves; these are: Krause's bulb-like corpuscles, Vater's or Pacini's lamellated corpuscles, Meissner's touch corpuscles, genital, and articular corpuscles. **c. re'nis**, Malpighian corpuscle, the capsula glomeruli and its inclosed capillaries in the kidney, in which the secretion of the water of the urine occurs. **c. tact'us**, touch corpuscle, Meissner's corpuscle; one of very numerous oval bodies found in the papillae

of the corium, especially that of the fingers and toes; they consist of a connective-tissue capsule in which the axis-cylinder fibrils terminate in discoid or rounded enlargements.

corrective (kor-ek'tiv). 1. Counteracting, modifying or changing what is injurious. 2. A drug which modifies or corrects an undesirable or injurious effect of another drug.

Corrigan's caut'ery (Sir Dominic John Corrigan, Irish pathologist and clinician, 1803-1886) A thick iron wire, with a disc or rounded button on its curved extremity, for use as a cautery. **C.'s disease'**, (1) pulmonary cirrhosis; (2) insufficiency of the aortic valves. **C.'s line**, the blue line on the gums in cases of lead poisoning. **C.'s pulse**, the water-hammer pulse* of aortic insufficiency. **C.'s respira'tion**, the blowing expiration of typhus fever. **C.'s sign**, retarded pulsation in abdominal aneurysm.

cor'rigent [*L. corrigere*, to correct.] Corrective.

corrode (kô-rôd') [*L. corrôdere*, to gnaw.] To wear away gradually by pressure, as in case of the tissues by a tumor or aneurysm, or by chemical action, as in case of the enamel of the teeth by acid secretions.

corrosion (kô-ro'zhun) [*L. corrôdere; con-, together. + rodere*, to gnaw.] Disintegration; specifically, in dentistry, the carious disintegration of the surface of a tooth, as distinguished from the wearing away of the surface by chemical or mechanical action; also wearing away by chemical action.

corrosive (kô-ro'siv). 1. Causing the wearing away or disintegration of any part or structure. 2. An agent which produces corrosion, such as an acid. **c. sub'limite**, mercuric chloride, hydrargyri chloridum corrosivum.

corr'osol. A proprietary remedy said to contain cacodylate and succinate of mercury with a local anesthetic; recommended as a mercurial for hypodermic use and said to be painless.

corr'ugator [*L. corrugare*, to wrinkle.] A muscle which draws together the skin, causing it to wrinkle. **c. cu'tis a'ni**, **c. supercil'ii**, see under *musculus*.

cor'tex, gen. *cor'ticis*, pl. *cor'tices* [*L. bark*]. 1. The bark or outer investment of the trunk, roots, and branches of a tree. 2. The outer portion of an organ such as the kidney, as distinguished from the inner, or medullary, portion. 3. The external plicated layer of gray matter covering the hemispheres of the cerebrum and cerebellum.

Corti's arch (kor'te) [Alfonso Corti, Italian histologist, 19th century.] The arch formed by the junction of the heads of C.'s rods. **C.'s canal**, C.'s tunnel. **C.'s cells**, hair cells of the organ of C.; short columnar nucleated cells from the free extremity of which project a number of fine hair-like processes; there are two rows of these cells one on either side of the tunnel of C. **C.'s gang'lion**, ganglion spirale. **C.'s mem'brane**, membrana tectoria. **C.'s organ**, organon spirale. **C.'s pil'lars**, C.'s rods. **C.'s rods**, pillar cells, supporting cells of the organ of C.; they consist of two sets, inner and outer, which rest with their bases wide apart on the basilar membrane, while their heads are in contact, forming thus a spiral duct, tunnel of C. **C.'s teeth**, Huschke's* teeth. **C.'s tun'nel**, the spiral canal in the organ of C., formed by the outer and inner pillar cells or rods of C.; it is filled with fluid and occasionally crossed by non-medullated nerve fibers.

cort'ical. Relating to the cortex, in any sense.

corticifugal (kor-ti-si'f'u-gal) [*L. cortex*, rind, bark. + *fugere*, to flee.] Passing in a direction away

from the outer surface, noting especially nerve fibers conveying impulses away from the brain cortex.

corticipetal (kor-ti-sip'e-tal) [L. *cortex*, rind, bark, + *petere*, to seek.] Passing in a direction toward the outer surface, noting especially nerve fibers conveying impulses toward the cerebral cortex.

cor'tico-aff'erent. Corticipetal.

cor'tico-aff'luent. Corticifugal.

corticosp'inal. Relating to the cerebral cortex and the spinal cord.

corus'dum. Native crystalline aluminum oxide.

coruscation (kor-us-ka'shun) [L. *coruscare*, to flash.] A subjective sensation as of a flash of light before the eyes.

Corvisart's disease (kor-ve-sar') [Jean Nicolas Corvisart, Parisian physician, 1755-1821.] Chronic hypertrophic myocarditis. C's fa'cies, the facies of cardiac insufficiency.

corybantism [G. *korybas*, a priest of Cybele.] Wild delirium with hallucinations.

corydalin (kor-id'al-in). A brownish yellow bitter extractive from corydalis, employed in the skin affections of syphilis and scrofula, in doses of gr. 1-3 (0.06-0.2).

corydaline (kor-id'al-en). An alkaloid, $C_{11}H_{11}NO_4$, from corydalis; tonic and diuretic in doses of gr. $\frac{1}{4}$ -1 (0.03-0.06).

cory'dalis [G. *korydallis*, the crested lark, referring to the shape of the flower.] The tuber of *Corydalis* (*Biscutella*) *canadensis*, turkey pea, wild hyacinth; tonic and alterative in doses of gr. 15-30 (1.0-3.0).

coryfin. The ethyl glycolic acid ester of menthol; a colorless oily fluid recommended as a substitute for menthol as an external application in headache, coryza, and catarrhal affections of the pharynx and nasopharynx.

corymb [G. *korymbos*, a cluster of flowers.] A raceme in which the lower flower stalks are so much longer than the upper ones that they terminate on a level, forming a flat, or nearly flat, surface.

Corynebacterium (kō-rī'ne-bak-te'ri-um) [G. *korynē*, club, + *bacterium*.] A genus of bacilli, characterized by club-shaped swellings and metachromatic granules at the extremities, and by branching forms in old cultures. C. *commune*, the pseudodiphtheria bacillus. C. *diphtheriae*, the diphtheria bacillus. C. *hodg'kini*, a diphtheroid bacillus found in a case of Hodgkin's disease. C. *lymphæ vaccina'lis*, a bacillus found occasionally in vaccine lymph. C. *mal'tei*, the glanders bacillus.

coryza (kō-rī'zah) [G.] Acute rhinitis,* cold in the head. c. *foet'ida*, ozæna. c. *oedemato'sa*, an edema of the submucous connective tissue covering the middle and inferior turbinated bodies.

caryol. Trade name of a preparation containing oil of eucalyptus and formaldehyde, recommended in the treatment of coryza by inhalation.

comp'din (kō'sā-prin). Sodium acetsulphanilate, a light greenish crystalline powder or whitish masses, soluble in water; antipyretic in doses of gr. 4-8 (0.25-0.5).

calcha'lum [G. *koskinon*, a sieve] (B.A.) The dried stem of *Coscinium fenestratum*, an Indian herb; bitter tonic similar to calumba.

cosm'esis (kos-me'sis) [G. *kosmēsis*, an adorning.] A regard in therapeutics, especially in surgical operations, for the appearance of the patient; a resort to an operation which will improve the looks, or avoidance of one which will mutilate or disfigure in any way.

cosmet'ic. Relating to cosmesis; noting anything, especially a surgical or dental operation which will improve the appearance of a person or prevent disfigurement.

cosmobion, pl. *cosmo'bia* (koz-mo'bi-on) [G. *kosmos*, a set form or order, + *bios*, life.] Any bilateral symmetrically developed organism, as distinguished from one in which the two sides are not symmetrical, i.e. a deformity.

cosmoline (koz'mo-lēn). Trade name of various preparations of solid and liquid paraffin, resembling vaseline.

cos'ta, gen. *costæ* [L.] Rib. c. *fluc'tuans*, floating rib. c. *spu'ria*, false rib. c. *ve'ra*, true rib.

cos'tal. Relating to a rib. c. *car'tilage*, the cartilaginous portion of a rib at its anterior extremity articulating with the sternum. c. *tuberos'ity*, tuberositas costalis.

costal'gia [L. *costa*, rib, + G. *algos*, pain.] Pleuralgia.

costec'tomy [L. *costa*, rib + G. *ektomē*, excision.] Exsection of a rib; costotomy.

costicar'tilage. Costal* cartilage.

cos'tiform [L. *costa*, rib, + *forma*, form.] Rib-shaped.

cos'tive [contraction from L. *constipare*, to press together.] Constipated, especially by reason of dryness of the feces rather than as a consequence of muscular atony.

cos'tiveness. Constipation; a condition in which the stools are infrequent, scanty, and dry.

costocen'tral. Relating to the ribs and the bodies of the thoracic vertebræ with which they articulate.

costochondral (kos-to-kon'dral). Relating to the costal cartilages.

costoclavic'ular. Relating to the ribs and the clavicle.

costocor'acoid. Relating to the ribs and the coracoid process of the scapula.

costoinferior (kos-to-in-fe'ri-or). Relating to the lower ribs.

costoscap'ular. Relating to the ribs and the scapula.

costoscapula'ris. Musculus serratus anterior.

costoster'nal. Relating to the ribs and the sternum.

costosupe'rior. Relating to the upper ribs.

cos'totome [L. *costa*, rib, + G. *tomē*, incision.] An instrument, knife or shears, designed for cutting through a rib.

costot'omy. Division or exsection of a rib; costectomy.

costotransverse (kos-to-trans-vurs'). Relating to the ribs and the transverse processes of the vertebræ articulating with them. c. *fora'men*, foramen transversarium [BNA]. c. *lig'a'ments*, three ligaments, *anterior*, *middle*, or *interosseous*, and *posterior*, attaching the rib to the transverse process of a thoracic vertebra.

costovertebral (kos-to-vur'te-bral). Costocentral.

costoxiphoid (kos-to-zi'foyd). Relating to the ribs and the xiphoid cartilage of the sternum.

Cotard's syn'drome (kō-tar') [Jules Cotard, French neurologist, 1840-1887.] A form of depressive insanity with delusions of negation and suicidal impulse.

cotar'git. Trade name of a compound of ferric chloride and cotarnine hydrochlorate; hemostatic.

cotarnine (kō'tar-nēn) [a transposition of narcotine.] An alkaloidal principle, $C_{12}H_{11}NO_4$, derived from narcotine by the action of oxydizing agents; astringent. c. *hydrochlo'ride*, stypticin, occurs in rose colored granular crystals; employed in hemorrhage, especially uterine hemorrhage, locally in 1 or 2 per cent. solution, or internally in

doses of gr. $\frac{1}{2}$ -2 (0.015-0.13). **c. phthal'ate**, styptol, a yellow crystalline powder, employed as a uterine hemostatic in doses of gr. $\frac{1}{2}$ (0.05) from three to five times a day.

COTE. Abbreviation of cathodal opening tetanus. **co'to**. The bark of an unidentified tree in Bolivia; employed as an astringent in diarrhea and the night sweats of phthisis in doses of gr. 1-7 $\frac{1}{2}$ (0.06-0.5).

coto'in (ko'to-in). A bitter principle, $C_{14}H_{15}O_4$, obtained from coto bark, occurring in the form of a yellow crystalline powder; dose gr. $\frac{1}{2}$ -2 (0.03-0.13). **c. formal'dehyde**, fortoin.

cott'on. The white fluffy fibrous covering of the seeds of a plant of the genus *Gossypium*; used extensively in surgical dressings, and the bark of the root is employed as an emmenagogue; see *gossypium*.

cott'onoid. Trade name of a preparation of absorbent cotton for surgical use.

Cotugno's aq'ueduct, canal', etc. (ko-toon'yo). See under *Cotunnus*.

Cotun'nus's aq'ueduct [Latinized name of Domenico Cotugno, Neapolitan anatomist, 1736-1822.] Aqueductus vestibuli. **C.'s canal'**, C.'s aqueduct. **C.'s disease'**, sciatica. **C.'s liq'uid**, liquor Cotunnii, perilymph. **C.'s nerve**, nasopalatine nerve. **C.'s space**, the sac of the membranous labyrinth containing the endolymph.

cotyle (kot'i-le) [G. *kotylē*, a socket, cup.] Acetabulum.

cotyl'edon [G. *kotylēdon*, the hollow of a cup.] 1. The rudimentary leaf in the seed or embryo of a plant. 2. One of the aggregations of villi on the chorionic surface of the placenta.

cot'yloid [G. *kotylē*, a small cup, + *eidōs*, appearance.] 1. Cup-shaped, cup-like. 2. Acetabular, relating to the cotyloid cavity or acetabulum. **c. cavity**, acetabulum. **c. lig'ament**, labrum glenoidale of the acetabulum. **c. notch**, incisura acetabuli.

Cotylogon'imus [G. *kotylē*, cup, + *gonimos*, produplicate.] A genus of *Trematoda* or flukes, one species of which, *C. heteroph'yes*, occurs in dogs and cats in Egypt and has been found in a few cases in man.

couch-grass (kowch'gras). Triticum.

couching (kow'ching) [Fr. *coucher*, to lay down, to put to bed.] Operation for cataract, consisting in displacing the lens downward out of the line of vision by means of a needle-shaped instrument, the *couching-needle*.

cough (kawf). 1. A sudden explosive forcing of air through the glottis, excited by an effort to expel mucus or other matter from the bronchial tubes or larynx. 2. To force air through the glottis by a series of expiratory efforts. **bark'ing c.**, cynobex. **compres'sion c.**, c. excited by a growth compressing one of the larger bronchial tubes. **ear-c.**, a reflex c., through the auricular branch of the pneumogastric, excited by irritation in the external auditory canal. **hebet'ic c.**, a nervous c. occurring frequently at puberty, and sometimes simulating tuberculosis. **reflex c.**, a c. excited reflexly by irritation in some distant part, as the ear or the stomach. **stom'ach c.**, a reflex c. excited at times by irritation of the gastric mucous membrane. **winter c.**, chronic bronchitis, of the aged especially, coming on with the advent of cold weather and continuing until late spring.

coulomb (koo-lom') [after Charles Augustin de Coulomb, French physicist, 1736-1806.] A unit quantity of electricity, $\frac{1}{10}$ of the absolute

electromagnetic unit, the amount furnished by a current of one ampère in one second.

coumarin (koo'mah-rin) [*coumarou*, native name of Tonka bean.] Coumarin, coumaric anhydride, ortho-oxycinnamic anhydride; a neutral principle obtained from Tonka bean, *Dypterix* (*Coumarouna*) odorata, and made synthetically from salicylic aldehyde; antispasmodic and narcotic, and is used to disguise the odor of iodoform.

count'ner-die. The hollow reverse of a die, used in swaging.

counterextension (kown'tur-ek-sten'shun). The resistance, or back-pull, made to extension on a limb; in the case of extension made on the leg, for example, counterextension may be effected by raising the foot of the bed so that the weight of the body pulls against the weight attached to the limb.

counterirritant (kown'tur-i'ri-tant). 1. An agent which causes irritation or a mild inflammation of the skin with the object of relieving a deep-seated inflammatory process; a derivative. 2. Relating to or producing counterirritation.

counterirritat'ion. Derivation; irritation or mild inflammation (redness, vesication, or pustulation) of the skin excited for the purpose of relieving an inflammation of the deeper structures.

counteropening (kown-tur-o'pen-ing). A second opening made at the dependent part of an abscess or other cavity containing fluid, which is not draining satisfactorily through an opening previously made.

counter-poison (kown-tur-poy'zun). 1. Antidote. 2. Antitoxin.

counter-punc'ture. Counteropening.

count'erstain. A second stain of different color, having affinity for other tissues or cells than those taking the primary stain, employed to render more distinct the parts taking the first stain.

coup de fouet (koo-dē-foo-a') [Fr. stroke of a whip.] Lawn-tennis leg, rupture of the plantaris muscle.

coup de soleil (koo-dē-sē-lay') [Fr.] Sunstroke.

couple (kup'l). To copulate, noting especially the performance of the act by the lower animals.

cour'ses [Fr. *course*; L. *cursor*, a running, flowing.] Menses, catamenia.

court-plaster (kort'plas-tur). Thin silk coated with isinglass, used as a protective for slight cuts and abrasions.

Courvoisier's law (koo-rvwah-ze-a') [Louis G. Courvoisier, French surgeon, *1843.] A tumor of the head of the pancreas occasions dilatation of the gall-bladder. **C.'s sign**, a greatly distended gall-bladder, in case of obstruction in the common duct, speaks in favor of a tumor rather than an impacted calculus.

cousain (koo'sin). Cosin, koussin; the active principle, glucoside, of cusso, employed as a teniacide in doses of gr. 20-40 (1.3-2.6).

cou'sso. Cusso.

couvercle (koo-ver'kl) [Fr. cover, lid.] An external coagulum.

couveuse (koo-vēz') [Fr. a brooder.] An incubator for premature infants.

cov'er-glass. A thin glass disc or scale covering the object examined under the microscope.

cowhage (kow'aj). Mucuna, the hairs of the pods of *Mucuna pruriens* employed as an anthelmintic, acting as an irritant to both the worm and its host.

cow-hocked. A condition in the horse due to breadth of the pelvis or the inward direction of the tibial bones which brings the hocks too close to each other; the hind cannons run forward and the hind toes turn outward.

cow-muscle. Musculus trapezius, cucullaris.

Cowper's cyst [William Cowper, London anatomist, 1666-1709.] A retention cyst of one of C.'s glands. C.'s gland, glandula bulbourethralis.

cowperitis (kow-per-i('e)tis). Inflammation of Cowper's glands.

cow-pox. Vaccina, vaccinia.

cow's-tail. Erigeron.

coxa, gen and pl. coxæ [L.] 1. Hip-bone, os innominatum. 2. Hip-joint. c. va'tra [L. *varus*, crooked], curvature, usually rachitic, of the neck of the femur, causing adduction of the thigh and apparent shortening of the limb.

coxa'gra [L. *coxa*, hip, + G. *agra*, seizure.] 1. Gout in the hip-joint. 2. Coxalgia(1).

coxa'gia [L. *coxa*, hip, + G. *algos*, pain.] 1. Coxo-dynia, pain in the hip. 2. Coxitis, hip-joint disease.

coxarthriti (koks-ar-thri('thre)tis) [L. *coxa*, hip, + G. *arhron*, joint, + -itis.] Coxalgia, coxitis, hip-joint disease.

coxarthroace (koks-ar-throk'a-se) [L. *coxa*, hip, + G. *arhron*, joint, + *kakos*, bad.] Disease of the hip-joint.

coxitis (kok-si('se)tis). Inflammation of the hip-joint; hip-joint disease.

coxa'dyn'ia [L. *coxa*, hip, + G. *odynè*, pain.] Pain in the hip-joint, coxalgia.

coxfem'oral. Relating to the innominate bone and the femur.

c. p. Abbreviation for chemically pure.

C. Chemical symbol of chromium.

crab. 1. A crustacean, many varieties of which are edible. 2. A crab-louse. 3. A bruise. c. hand, an erysipeloid eruption, or progressive cellulitis, of the hand following a scratch by the shell of a crab or other shellfish; seemingly occurring only in susceptible individuals. c. louse, *Phthirus inguinalis* or *P. pubis*, a parasite infesting the pubis and neighboring hairy parts of the body.

Crab-Orchard Springs, Kentucky. Sulphated-saline waters. Used in the manufacture of the Crab Orchard salts, and as a laxative and cathartic. The salts contain about 65 per cent. magnesium sulphate.

crab'-eyes. 1. Jequirity, the seeds of *Abrus precatorius*. 2. Concretions from the stomach of the crawfish, *Astacus fluviatilis*; employed as erysines for removing foreign bodies from the conjunctiva; and internally, in powder form, as an antacid in doses of gr. 10-30 (0.6-2.0).

cached-pot sound. See under *resonance*.

cr'de. A frame employed to keep the bedclothes from pressing on a fractured or wounded part.

crab-palsy (kra't-paw'l-zl). A professional neurosis, such as writer's cramp.

crane'dia. Krameria.

cramp. 1. A painful tonic muscular contraction; spasms. 2. Gripping pain in the intestine; colic. 3. A professional neurosis, qualified, according to the occupation of the sufferer, as *seamstress's c.*, *grapher's c.*, *violinist's c.*, *writer's c.*, etc. *intermittent c.*, tetany.

cramp-bark. The bark of *Viburnum opulus*.

Cramp-ton's line (Sir Philip Crampton, Irish surgeon, 1777-1858) A line from the apex of the cartilage of the last rib downward and forward nearly to the crest of the ilium, then forward parallel with it to a little below the anterior superior spine; a guide to the common iliac artery. C.'s muscle, the radiating fibers of the ciliary muscle.

cranial. Relating to the cranium.

craniect'my [G. *kranion*, skull, + *ektomè*, excision.]

Exsection of a portion of the skull. lin'ear c., linear section, sometimes exsection of a strip of the skull to relieve compression of the brain.

cranio-au'ral. Relating to the skull and the ear.

craniocèle (kra'ne-o-sèl) [G. *kranion*, 'skull, + *kèlè*, hernia.] Encephalocele.

craniocer'eb'ral. Relating to the skull and the brain.

cranioclasia, cranioclasia (kra-ni-o-kl'a'st-ah, kra-ni-ok'la-sis) [G. *kranion*, skull, + *klasis*, a breaking.] Crushing of the fetal skull in cases of dystocia.

cranioclast [G. *kranion*, cranium, + *klaò*, I break in pieces.] An instrument like a strong forceps used for crushing and extracting the fetal head after perforation.

cranioclasty. Cranioclasia.

craniocleidodysostosis (kra'ni-o-kl'i'do-dis-os-to'sis) [G. *kranion*, skull, + *kleis*(kleid-), key (clavicle), + *dys-*, bad, + *osteon*, bone, + -*osis*.] A congenital condition marked by deficient and defective ossification of the clavicles and bones of the skull and face.

craniofacial (kra'ni-o-fa'shal). Relating to both skull and face. c. ang'le, the angle made at the midpoint of the sphenothmoidal suture by the meeting of the basifacial and basicranial axes. c. ax'is, a straight line passing through the mesethmoid, presphenoid, basisphenoid, and basioccipital bones. c. notch, a defect in the osseous partition between the orbital and nasal cavities.

craniognomy (kra-ni-og'no-mi) [G. *kranion*, skull, + *gnòmè*, judgment.] Phrenology; the determination of the character, temperament, tendencies, etc., of the individual by a study of the external configuration of the cranium.

craniograph. An instrument for making drawings to scale of the diameters and general configuration of the skull.

cranio'graphy [G. *kranion*, skull, + *graphè*, drawing.] The art of representing by drawings, made from measurements, the configuration of the skull and the relations of its angles and cranio-metric points.

craniology (kra-ni-ol'o-jì) [G. *kranion*, skull, + -*logia*.] The science dealing with variations in size, shape, and proportion of the cranium, especially with the variations characterizing the different races of men.

craniomalacia (kra'ni-o-mal-a'si-ah) [G. *kranion*, skull, + *malakia*, softness.] Softening of the bones of the skull.

cranio'meter. An instrument for measuring the diameters of the skull.

cranio'metric. Relating to craniometry.

cranio'metry [G. *kranion*, skull, + *metron*, measure.] Measurement of the skull and the study of its topography.



CRANIOPAGUS.

craniop'agus [G. *kranion*, skull, + *pagos*, solid; *pègnymi*, I make fast.] A twin monster with fused skulls; see *janiceps*, *syncephalus*. c. para-

ait'icus, a variety of *c.* in which one fetus is rudimentary in form and parasitic on the other.

craniopharyngeal (kra''nl-o-far-in'je-al). Relating to the cavity of the skull and to the pharynx.

craniophore [G. *kranion*, skull, + *phoros*, bearing.] An apparatus for holding a skull while its angles and diameters are measured.

cranioplasty [G. *kranion*, skull, + *plassô*, I form.] The operative repair of a defect of the skull.

craniorrhachischia (kra''ne-o-râ-kis'ki-sis) [G. *kranion*, skull, + *rhachis*, spine, + *schisis*, a cleaving.] Congenital fissure of the skull and spinal column.

cranioschisis (kra-ne-os'ki-sis) [G. *kranion*, skull, + *schisis*, a cleavage.] Congenital fissure of the skull.

craniocopy [G. *kranion*, skull, + *skopê*, I view.] Examination of the skull in the living subject for phrenological, craniometrical, or diagnostic purposes.

craniop'inal [G. *kranion*, skull, + *L. spina*, spine.] Craniorrhachidian, relating to the cranium and spinal column.

craniostenosis (kra''nl-o-stê-no'sis) [G. *kranion*, skull, + *stenôsis*, a narrowing.] A contraction of the cranial capacity or narrowing of its foramina by exostoses.

craniostosis (kra''nl-os-to'sis) [G. *kranion*, skull, + *ostôsis*, bony framework.] Premature ossification of the skull and obliteration of its sutures.

craniotabes (kra''nl-o-ta'bêz) [G. *kranion*, skull, + *L. tabes*, a wasting.] Circumscribed cranio-malacia; a disease marked by the presence of areas of thinning and softening in the bones of the skull, usually of syphilitic or rachitic origin.

craniotome (kra'ni-o-tôm). An instrument designed for perforation and crushing of the fetal skull.

craniot'omy [G. *kranion*, cranium, + *tomê*, a cutting.] 1. Perforation of the head of the fetus, removal of the contents, and compression of the empty skull, when delivery by natural means is impossible. 2. Trephining; incision through one of the cranial bones, as for decompression.

craniotonos'copy [G. *kranion*, skull, + *tonos*, tone, + *skopê*, I examine.] Auscultatory percussion of the cranium.

craniotrypsis (kra''nl-o-tri-pe'sis) [G. *kranion*, skull, + *trypsis*, a boring.] Trephining of the skull.

craniotympan'ic. Relating to the skull and the middle ear.

cranit'is (kra-ni'(ne')tis) [G. *kranion*, skull, + *-itis*.] Inflammation of the bones of the skull.

cranium [L.; G. *kranion*.] Skull, the bones of the head collectively; in a more limited sense, the brain-pan, the bony case containing the brain, excluding the bones of the face. *c. cerebr'al*, cerebral cranium, calvaria, skull-cap. *c. vis-cer'al*, visceral cranium, bones of the face.

crap'ulent, **crap'ulous** [L. *crapula*, drunkenness.] Drunken, suffering from alcoholic intoxication.

cras'is [G. *krasis*, a mingling.] Constitution, temperament.

crassemen'tum [L. thickness.] Blood-clot, coagulum.

crater'iform [L. *crater*, bowl, + *forma*, shape.] Hollowed like a bowl or a saucer.

craw-craw. A term applied in West Africa to a vesiculopustular skin eruption, attended with itching. In some cases embryos of *Filaria perstans* have been found in the vesicles, but they are not usually recognized as the cause of the

disease which is regarded by most authorities as simply a pustular eczema. The name has also been given to papular and pustular eruptions in the French Congo and on the Cameroon Coast.

craw'ley-root. Corallorhiza.

crealbin (kre-al'bin). An intestinal antiseptic consisting of a mixture of albumin and creolin.

cream (krêm) [L. *cremor*.] 1. The upper fatty layer which forms in milk on standing or when it is separated from it by centrifugalization; it contains about the same amount of sugar and protein as milk, but from 12 to 40 per cent more of fat. 2. Any whitish viscid fluid resembling cream. *cold c.*, unguentum aquæ rosæ. *c. of bis'muth*, cremor bismuthi, made by triturating 20 parts of hydrated oxide of bismuth with 80 parts of water; used externally as a soothing application. *c. of tar'tar*, potassii bitartras. *leucococ'yte c.*, the upper milky layer (containing the leucocytes) in a mixture of blood and salt solution, after the erythrocytes have been sedimented by centrifugalization.

cre'asote. Creosote.

cre'atine [G. *kreas* (*kreat*-), flesh.] A crystallizable alkaloid, $C_4H_7N_3O_2$, obtained from the juice of flesh.

creatinase (kre'â-ti-nâz). A deoxidizing ferment which converts creatine into creatinine.

creatine'mia, **creatinæ'mia**. The presence of creatine in the peripheral blood.

creatinine (kre'â-tin-ên). An alkaloidal derivative $C_4H_7N_3O$, of creatine.

creatotoxism (kre'â-to-toks'izm) [G. *kreas* (*kreas*-), flesh, + *toxikon*, poison.] Creotoxism, meat-poisoning.

crèche (kresh) [Fr.] A day-nursery.

Credé's antiseptic (kreh-da') [Benno C. Credé, German surgeon, *1847.] Silver citrate, its *C.'s oint'ment*, an ointment of colloidal silver, 15. distilled water, 5, white wax, 10, benzoinated lard 70 parts; dose, gr. 15-60 (1.0-4.0) by inunction.

C.'s sol'uble sil'ver, collargol.

Credé's meth'od (kreh-da') [Karl Siegmund Franz Credé, German gynecologist and obstetrician, 1819-1892.] 1. Instillation of one drop of a two per cent. solution of silver nitrate into each eye of the newborn infant, to prevent ophthalmia neonatorum. 2. Resting the hand on the fundus uteri from the moment of the expulsion of the fetus, and gently rubbing in case of hemorrhage or failing contraction; then, when the afterbirth is loosened it is expelled by firm compression or squeezing of the fundus by the hand.

cree'ping eruption. Larva migrans.

cremas'ter [G. *kremastos*, hanging.] A thin sheet partly muscle and partly fascia, enveloping the spermatic cord and testis; the muscular fibers are derived in part from the obliquus internus abdominis, the fascia from the general superficial fascia of the abdomen. In the female the structure is composed chiefly of fascia and partially envelops the round ligament of the uterus.

cremaster'ic. Relating to the cremaster muscle.

cremate (kre-mât') [L. *cremare*, to burn.] To consume by fire, especially to reduce the bodies of the dead to ashes in an intensely heated oven.

crema'tion. The process of cremating or consuming the bodies of the dead by heat, as a substitute for burial.

cremato'rium, **cre'matory**. A furnace, with waiting room, chapel, and other accessories, in which the bodies of the dead are consumed by fire.

cremnoph'o'bia [G. *krêmnos*, precipice, + *phobos*, fear.] Morbid fear of precipices or steep places.

cremor [L.] Cream. *c. bismuthi*, cream* of bismuth. *c. tartari*, cream of tartar, potassiu* tartaras.

crena [L. a notch.] A notch, cleft. One of the notches into which the opposing projections fit in the cranial sutures. *c. ani*, anal or gluteal cleft, the sulcus between the nates. *c. clu'ni* [L. *clunus*, buttock], *c. ani*. *c. cor'dis*, one of the two furrows on the surface of the heart marking the division of the ventricles; sulcus longitudinalis.

cre'nate, **cre'nated** [L. *crena*, a notch.] Notched, indented; noting the outline of a shriveled red blood cell. *c. leaf*, one having a margin with broad rounded teeth.

crenation. The process of becoming or state of being crenated.

crenoth'rapy [A. *krēnē*, spring, + *therapeia*, treatment.] Crenotherapy.

Cre'nothrix [G. *krēnē*, a spring, well, + *thrix*, hair.] A genus of *Chlamydobacteriaceae*, in which cell division occurs in one or three planes.

cre'orm. Georm.

creolal'bin. Crealbin.

creolin. A blackish brown syrupy preparation of cresol; disinfectant in $\frac{1}{2}$ to 2 per cent. solutions.

cre'osal. Tannosal, tannic acid ester of creosote; a brown amorphous powder with the odor of creosote; astringent and antiseptic in doses of gr. 1-15 (0.3-1.0).

cre'osolform. Creosote formaldehyde.

cre'osol. Homoguaiacol, a slightly yellowish aromatic liquid, $C_9H_{10}O_2$, distilled from guaiac or from beechwood tar; internal antiseptic in doses of $\frac{m}{4}$ -1 (0.03-0.06).

creosomag'nesol. An antiseptic mixture of creosote, magnesia, and potassa; dose, gr. 1-2 (0.06-0.13).

cre'osotal. Creosote carbonate.

creosote (kre'o-sōt). Creosotum. **beech'wood c.**, creosote obtained from oleum fagi, or beechwood tar. *c. carbonate*, creosotal, a thick yellowish liquid, odorless and tasteless; used as a substitute for creosote, and employed in the treatment of croupous pneumonia, in doses of $\frac{m}{5}$ -10 (0.3-0.6). *c. formal'dehyde*, creosoform, an oily liquid recommended in the treatment of tuberculous enteritis in doses of $\frac{m}{5}$ -30 (0.3-2.0), and locally as an antiseptic for ulcers, anthrax, and the skin lesions of tuberculosis. *c. phos'phate*, phosphate, a thick, oily liquid of bitter, astringent taste; used in place of pure creosote in doses of $\frac{m}{2}$ -10 (0.13-0.6). *c. phos'phite*, creosote-phosphorus-ester, phosphotal, occurs in crystal form; employed as a substitute for pure creosote in doses of gr. 5-10 (0.3-0.6). *c. vale'rianate*, creosote, a yellowish oily liquid; used to check putric fermentation and in tuberculosis; dose, $\frac{m}{2}$ -10 (0.13-0.6).

creosotum [G. *kreas*, flesh, + *sōtēr*, preserver.] (U.S. and Br.) Creosote, creasote; a mixture of phenols chiefly guaiacol and creosol obtained during the distillation of wood-tar, preferably that derived from beechwood, occurring in the form of a colorless or yellowish oily liquid having a smoky aromatic odor and a pungent taste; it is employed in the treatment of tuberculosis by inhalation and internally in doses of $\frac{m}{1}$ -10 (0.06-0.6), and also in fermentative dyspepsia.

creotox'in. Any toxin or poisonous principle generated in meat by bacterial action.

creotox'ism [G. *kreas*, flesh meat, + *toxikon*, poison.] Poisoning by tainted meat.

crep'itant [L. *crepitare*, to crackle.] Crackling,

noting a fine rāle heard in pneumonia and in certain other conditions.

crepita'tion. 1. Crackling; the quality of sound of a crepitant rāle, resembling that heard on rubbing a lock of hair between the fingers. 2. The sensation felt on placing the hand over the seat of a fracture when the broken ends of the bone are moved.

crep'itus. 1. Crepitation. 2. A noisy discharge of gas from the intestine. **artic'ular c.**, the grating of a joint. **bo'ny c.**, crepitation (2). *c. in'dux*, *c. re'dux*, see *rāle*.

cre'salol. Cresol, or cresyl, salicylate, a condensation product of salicylic acid with cresol, a white crystalline powder insoluble in water; employed in rheumatism and as an intestinal antiseptic in doses of gr. 5-15 (0.3-1.0).

cre'samine (kre'sā-mēn). A solution of 25 per cent. each of tricesol and of ethylenediamine; powerfully bactericidal.

cre'sapol. Trade name of a mixture of cresols in soap.

cre'satin. An oily liquid, metacresyl acetate, used externally in the treatment of diseases of the mucous membrane of the upper respiratory tract.

cre'scent (kres'ent) [L. *crescere*, to increase.] 1. Any figure of the shape of the moon in its first quarter. 2. The figure made by the gray columns or cornua on cross section of the spinal cord. 3. The primitive sexual form of the malignant malarial parasite, developing later into the gametocyte, or flagellated body. **artic'ular c.**, meniscus articularis [BNA]. **Gianuz'zi's c.**, see *Gianuzzi*. **myop'ic c.**, a white or grayish white crescentic patch in the fundus of the eye to the outer side of the optic disc, due to atrophy of the chorioid, in posterior staphyloma.

cre'scentic (kres-sen'tik). Shaped like a crescent, or the moon in its first quarter.

cre'sin. A clear brown liquid containing 25 parts of cresol in 75 parts of a solution of sodium cresoylacetate; disinfectant.

cre'soform. A mixture of creosote and formaldehyde; employed as an external antiseptic and sometimes given internally in doses of gr. 10-30 (0.6-2.0).

cre'sol (U.S.). A straw-colored liquid, a mixture of the three isomeric cresols, ortho-, meta-, and para-cresol, obtained from coal-tar. Its properties are similar to those of carbolic acid (phenol), but it is less poisonous; dose, $\frac{m}{4}$ -2 (0.03-0.12).

cre'sotic acid. Homosalicylic acid, oxytoluic acid; an acid occurring in three isomeric forms (ortho-, meta-, and para-), obtained from cresols; the sodium salt of paracresotic acid has been suggested as an antipyretic in doses of gr. 10-30 (0.6-2.0).

crest [L. *crista*]. 1. A ridge, especially a bony ridge; see *crista*. 2. The ridge of a horse's neck. **neu'ral c.**, the line along the neural canal where the neural folds meet. **tur'binated c.**, *crista ethmoidalis*; *crista conchalis*.

cre'syl. Cresol. *c. hy'drate*, cresol.

cresylate (kres't-lāt). A salt of cresylic acid, or cresol.

cresyl'ic acid. Cresol.

cres'ydone. Trade name of a preparation said to be similar to liquor* cresolis compositus.

cre'ta [L.] Chalk, calcium carbonate. *c. gal'lica*, French chalk, a magnesium silicate harder than talc. *c. præpara'ta* (U.S. and Br.), prepared chalk, purified native calcium carbonate, a grayish white amorphous powder, usually moulded

into cones; employed as a mild astringent and antacid, in doses of gr. 10-30 (0.6-2.0).

cre'tin [Fr. *crétin*.] An idiotic dwarf, the subject of congenital myxedema.

cretinism (kre'tin-izm). Congenital myxedema, occurring both sporadically and endemically; it appears during the first three years of life and results in an arrest of bodily growth and of mental development, the subjects of the disease being dwarfed idiots. *fe'tal c.*, achondroplasia.

cretinoid (kre'ti-noyd) [G. *eidos*, resemblance.] Resembling a cretin; presenting symptoms similar to those of cretinism.

cretinous (kre'ti-nus). Relating to cretinism or a cretin.

cribb'ing or **crib-biting**. A habit, formed by a horse when young, of biting at the manger or other objects; air is often sucked in at this time, hence the synonym wind-sucking.

crib'rate [L. *cribrum*, a sieve.] Perforated like a sieve, or profusely pitted.

cribra'tion. 1. Sifting, passing through a sieve. 2. The condition of being cribrate or numerous pitted or punctured.

crib'rifirm [L. *cribrum*, a sieve, + *forma*, form.] Sieve-like; containing many perforations. *c. plate*, lamina cribrosa of the ethmoid bone.

crib'rium benedic'tum. Area cribrosa.

Crichton-Browne's sign (kri'ton) [Sir James Crichton-Browne, English physician, *1840:] A slight tremor at the angles of the mouth and at the outer canthus of each eye in beginning general paresis.

cricoarytenoid (kri-ko-ärit'e-noyd). Relating to the cricoid and arytenoid cartilages.

cricoaryténoides (kri-ko-ärit'e-no-id'e-us). One of two muscles, which see under *musculus*.

cri'cold [G. *krikos*, a finger-ring, + *eidos*, form.,] Noting a cartilage of the larynx which resembles a ring, cartilago cricoidea.

cricoidec'tomy [G. *ektomê*, excision.] Excision of the cricoid cartilage.

cricopharyn'geal. Relating to the cricoid cartilage and the pharynx; noting a muscle, *musculus cricopharyngeus*.

cricothyreoideus (kri'ko-thi-re-o-id'e-us). The cricothyroid muscle, see *musculus*.

cricothyrot'omy [G. *tomê*, incision.] Division of the cricoid and thyroid cartilages.

cricothy'roid. Relating to the cricoid and thyroid cartilages. *c. ar'tery*, arteria cricothyreoidea. *c. joint*, articulatio cricothyreoidea, articulation between the inferior cornu of the thyroid and the side of the cricoid cartilage on either side. *c. lig'ament*, ligamentum cricothyreoideum. *c. mem'brane*, membrana cricothyreoidea. *c. muscle*, musculus cricothyreoideus.

cricot'omy [G. *tomê*, incision.] Division of the cricoid cartilage.

cricotracheotomy (kri-ko-tra-ke-ot'o-mi). Division of the cricoid cartilage and the upper rings of the trachea, for respiratory relief in case of closure of the glottis.

criminology (krim-i-nol'o-jî) [L. *crimen*, crime, + G. *-logia*.] Criminal anthropology; the branch of science which deals with the physical and mental characteristics of criminals.

crinogenic (krin-o-jen'ik) [G. *krinô*, I separate, + *gennâô*, I produce.] Causing secretion, stimulating a gland to increased function.

Cr'num asiaticum. A plant of Asia, the poison bulb, the juice of which is powerfully emetic and is also used as an arrow poison. *C. ceylan'icum*, a plant of southeastern Asia which has

properties similar to those of squill and has been used as a substitute for this drug.

Cripps' obturator [W. Harrison Cripps, English surgeon, contemporary.] A device for closing a gastric fistula.

cri'sis [G. *krisis*, a separation, crisis.] 1. A sudden change in the course of an acute disease. A disease which terminates by crisis is one in which a change for the better occurs suddenly (as in pneumonia), as distinguished from one which terminates by lysis.* 2. A period of biological change, as puberty. 3. A paroxysmal pain in an organ or circumscribed region of the body occurring in the course of tabes dorsalis. *blood c.*, (1) a suddenly appearing leucocytosis, indicating a change for the better in the course of a grave blood disease; (2) sudden appearance of a large number of erythroblasts in the blood-stream. *bron'chial c.*, an attack of spasmodic coughing occurring in tabes dorsalis. *card'iac c.*, an attack of rapid heart action with suffocative dyspnea, occurring in tabes dorsalis. *clit'oris c.*, sexual excitement occurring paroxysmally in a woman suffering from tabes dorsalis. *Diad's c.*, see *Diell*. *gas'tric c.*, an attack, usually of several days' duration, of severe pain in the abdomen or around the waist, accompanied by nausea and vomiting and occasionally diarrhea, occurring in the course of, or preceding, tabes dorsalis. *hepat'ic c.*, an attack of severe pain in the region of the liver in tabes dorsalis. *intes'tinal c.*, an attack similar to a gastric crisis occurring in the intestine. *laryn'geal c.*, an attack of paralysis of the abductor, or spasm of the adductor, muscles of the larynx with dyspnea and noisy respiration, occurring in tabes dorsalis. *nephral'gic c.*, renal c. *oc'ular c.*, severe pain in the eyes with lachrymation and photophobia occurring sometimes in the course of tabes dorsalis. *pharyn'geal c.*, an attack of repeated swallowing movements with abnormal sensations in the pharynx, occurring in tabes dorsalis. *rec'tal c.*, severe paroxysmal pain in the rectum in certain cases of tabes dorsalis. *re'nal c.*, severe pain, resembling renal colic, occurring sometimes in tabes dorsalis. *tabetic c.*, crisis (3). *thorac'ic c.*, severe constrictive pain in the chest, resembling that of angina pectoris, with muscular contractions, occurring as a form of tabetic crisis. *ves'ical c.*, severe pain in the bladder, occurring in paroxysms of some duration, in the course of tabes dorsalis. *vis'ceral c.*, a tabetic c. occurring in any of the thoracic or abdominal viscera.

Cris'mer's test [Léon Crismer, Belgian chemist, *1858.] For glucose: the suspected fluid is boiled with a 1-2000 solution of safranin and if glucose is present the yellow color is extinguished.

crispa'tion [L. *crispare*, to curl.] 1. A "creepy" sensation due to slight fibrillary muscular contractions. 2. Retraction of a divided artery or of muscular fibers or other tissues when cut across. *crista*, pl. *cristae* (kris'tah) [L. *crest*.] A ridge, crest, or elevated line projecting from a level or even rounded surface.

c. acust'ica, acoustic crest or ridge, *c. ampullaris*.

c. ampull'ris, an elevation on the inner surface of each ampulla of the semicircular duct of the labyrinth corresponding to the sulcus ampullaris on the outside; it is apparently an auditory terminal organ, consisting of hair cells and supporting cells similar to those of the macula acustica of the utricle and of the sacculus.

c. anterior tib'lis, crest of the tibia, shin, the sharp anterior margin of the tibia.

c. basilla'ris, basilar crest, an inward triangular projection of the ligamentum spirale cochleæ to which is attached the membrana basilaris, forming the floor of the ductus cochlearis.

c. buccinato'ria, buccinator crest; a ridge passing from the base of the coronoid process of the mandible to the region of the last molar tooth; it gives attachment to the buccinator muscle.

c. cochlea'lis [BNA], turbinated crest, inferior turbinated crest; (1) a ridge on the vertical plate of the palate bone, about its middle, which articulates with the posterior part of the inferior turbinated bone; (2) a ridge on the lower part of the nasal process of the maxilla articulating with the inferior turbinated bone.

c. cutis, ridge of the skin, one of numerous ridges on the skin of the palms and soles, corresponding to rows of papillæ.

c. deltoïd'ea, deltoïd crest, the roughened prominence on the humerus where the deltoïd muscle is inserted.

c. denta'lis, a ridge on the alveolar processes of the jaw-bones in the fetus.

c. ethmoida'lis [BNA], ethmoidal crest, superior turbinated crest; (1) agger nasi, a ridge on the upper part of the inner surface of the nasal process of the maxilla, giving attachment to the anterior portion of the middle turbinated bone; (2) a ridge near the upper extremity of the vertical plate of the palate bone, articulating with the posterior portion of the middle turbinated bone.

c. falciformis, falciform crest, a horizontal projection dividing the lamina cribrosa, at the fundus of the internal auditory meatus, into two unequal parts.

c. fronta'lis, frontal crest; a ridge arising at the termination of the sagittal sulcus on the cerebral surface of the frontal bone and ending at the foramen caecum.

c. galli, cock's comb; the anterior bulbate portion of the lamina perpendicularis of the ethmoid bone, projecting above the level of the cribriform plate; it gives attachment to the falx cerebri.

c. glute'a, gluteal crest or ridge, a line on the anterior surface of the femur, starting from about the level of the lesser trochanter and merging below into the outer lip of the linea aspera; it affords attachment to the gluteus maximus muscle, being at that point developed into an outstanding process, the tuberositas glutea or trochanter tertius.

c. helixis, crus helixis, prominent portion of the external ear, dividing the concha into the cymba and the cavum conchæ below.

c. iliacæ, iliac crest, the curved superior border of the ilium.

c. infratempora'lis [BNA], infratemporal crest, pterygoid ridge of the sphenoid bone, a rough ridge marking the angle of union of the temporal and infratemporal surfaces of the greater wing of the sphenoid bone.

c. interos'sea [BNA], interosseous crest; (1) a ridge on the external border of the ulna and internal border of the radius, giving attachment to the interosseous membrane; (2) one of two ridges on the contiguous surfaces of the tibia and fibula respectively, giving attachment to the interosseous membrane.

c. intertrochanter'ica [BNA], intertrochanteric crest or ridge, intertrochanteric line, a rounded ridge passing over the posterior surface of the femur between the greater and lesser trochanters, marking the junction of the neck with the shaft.

c. lacrima'lis anterior, anterior lacrymal crest; a vertical ridge on the external surface of the nasal process of the maxilla, forming part of the nasal margin of the orbit.

c. lacrima'lis posterior [BNA], posterior lacrymal crest; a vertical ridge on the external, orbital, surface of the lacrymal bone.

c. maxilla, nasal crest; a ridge along the line of union of the palate bones and the posterior part of that of the maxilla, which articulates with the lower border of the vomer.

c. obturator'ia, obturator crest or ridge, a ridge running on the surface of the pubis from the spine to the upper border of the ischial notch.

c. occipita'lis interna, internal occipital crest, a ridge running from the internal occipital protuberance to the posterior margin of the foramen magnum, giving attachment to the falx cerebelli.

c. pu'bis, crest of the pubis, termination of the pectineal line or pecten pubis.

c. sphenoida'lis [BNA], sphenoidal crest, ethmoidal crest; a vertical ridge of bone on the anterior surface of the body of the sphenoid bone which articulates with the perpendicular plate of the ethmoid, forming part of the bony septum of the nose.

c. spira'lis, spiral crest, lamina dentata, the finely serrated edge of the lamina spiralis ossea of the cochlea.

c. supramastoid'ea, *c. temporalis* (3), the posterior root of the zygomatic process of the temporal bone.

c. supraventricula'ris, a slight ridge on the inner wall of the right ventricle marking off the conus arteriosus.

c. tempora'lis, (1) linea temporalis of the frontal bone; (2) linea temporalis superior et inferior of the parietal bone; (3) *c. supramastoid'ea* of the temporal bone.

c. termina'lis, a crest marking the upper termination of the pectinate muscles in the right atrium of the heart, and bounding the sinus venarum cavarum.

c. tibi'æ, *c. anterior tibiæ*.

c. tuberculi major'is [BNA], crest of larger tubercle, posterior bicipital ridge, posterior lip of the bicipital groove (sulcus intertubercularis), giving attachment to the pectoralis major muscle.

c. tuberculi minor'is [BNA], crest of smaller tubercle, anterior bicipital ridge, anterior lip of the bicipital groove, giving attachment to the teres major muscle.

c. urethra'lis, *c. ure'thræ*, a longitudinal fold on the posterior wall, or floor, of the urethra extending from the uvula of the bladder into the membranous urethra; about the center of the prostatic portion it presents a raised ridge, the colliculus seminalis; (2) a conspicuous longitudinal fold in the mucous membrane on the posterior wall of the female urethra.

c. vestibuli, crest of the vestibule, an oblique ridge on the inner wall of the vestibule of the labyrinth, bounding the recessus sphericus above and posteriorly.

Critchett's operation [George Critchett, London oculist, 1817-1882.] Removal of the anterior, portion of the eyeball.

crith [G. *kirihé*, barley corn.] The weight of 1000 c.c. of hydrogen gas taken as the unit of weight of gases.

crit'ical. Relating in any way to a crisis of any kind. **CrO₂**. Chromic anhydride, often improperly called chromic acid which is H₂CrO₄.

Crocker Springs, Tenn. Sulphated-saline-calcic waters. 58° F. and 56° F. Two springs. Indigestion, hepatic congestion, Bright's disease, and uric acid diathesis.

Crockett Arsenic-Lithia Springs, Virginia. Light sulphated-saline-arsenical-lithiated waters. 70° F. Used by drinking and bathing in chronic cutaneous diseases.

Crocq's serum [Jean Crocq, Belgian physician, nineteenth century.] A 2 per cent. solution of sodium phosphate.

cro'cus [G. *krokos*, saffron.] (Br.) Saffron, the dried stigmas of *Crocus sativus* (*C. officinalis*), employed occasionally in flatulent dyspepsia and as an antispasmodic in asthma and dysmenorrhœa, in doses of gr. 5-30 (o. 3-2.0).

Crombie's ulcer. An ulcer of the gum between the last two molar teeth, occurring in sprue.

crook'ed-foot. Lack of symmetry in the two sides of a horse's hoof, due usually to bad farriery.

Crookes tube (krooks) [William Crookes, English physicist, *1832.] A glass tube with two electrodes between which an electrical discharge takes place in practically a vacuum. The cathode rays are given off in the tube and from the place where they strike, either the wall of the tube or a platinum disc within the tube, the x-rays arise.

cross. Any figure in the shape of a cross, + or X. **Ranvier's c.**, see *Ranvier*. **Red C.**, see *Red** **Cross.**

cross-birth (kraws'burth). An abnormal presentation, neither of head nor of breech, the fetus lying transversely in the uterus, across the axis of the parturient canal; parodia perversa.

crossed (krawst). 1. Decussating, X-shaped. 2. Affecting opposite sides of the body. **c. paral'-ysis**, paralysis involving the muscles of the face on one side and those of the extremities on the other.

cross-eye. Squint, strabismus.*

cross-fertilization (kraws-fur-til-i-za'shun). Impregnation of the ovum of one flower by the male gamete of another, allogamy.

cross-fire (craws'fir). Therapeutic radiation applied by frequent change of position of the applicator or by means of two or more applicators at different points.

cross-foot. Talipes varus.

cross-legged (kraws'legd, kraws'leg-ed). With the legs crossed, the right foot being to the left and *vice versa*; noting a form of progression when the thighs are strongly adducted.

cross-pollina'tion. Dusting of the stigma or receptive surface of the ovule of one flower with pollen from another.

cross-way. The crossing of two nerve-paths. **sen'-sory c.**, the postlenticular portion of the posterior limb of the internal capsule of the brain.

cro'talin [*Crotalus*, a genus of rattlesnakes.] A protein in rattlesnake venom.

crotallism (kro'tal-izm) [*L. Crotalaria sagittalis*, the weed ["rattlebox."]] Bottom-disease.

cro'talus. A homeopathic preparation of the venom of the rattlesnake, *Crotalus horridus*, triturated with milk-sugar; employed in ecchymoses, oozing of blood, hemorrhagic measles, etc., in doses of the 6th to 30th potency.

Cro'talus [*G. krotalon*, a rattle.] A genus of rattlesnakes.

crotaph'ion [*G. krotaphos*, the temple of the head.] The tip of the greater wing of the sphenoid bone, a point in craniometry.

crotchet (kroch'et) [*Fr. crochet*, a small hook.] 1. An instrument in the shape of a hook with a cutting edge on the concavity, employed for decapitation of the fetus. 2. The curved extremity of the superior occipitotemporal gyrus.

cro'tin. A mixture of poisonous albuminoids from the seeds of *Croton tiglium*.

Cro'ton. A genus of plants of the order *Euphorbiaceae*. **C. aromat'icus**, an East Indian tree yielding lac. **C. elute'ria**, a shrub of the Bahama Islands, yielding cascarrilla. **C. laccif'era**, *C. aromaticus*. **C. philippinen'sis**, an evergreen shrub of tropical Asia and Australia, yielding kamala. **C. tig'lium**, an Asiatic plant yielding croton-oil, oleum* tiglii.

croton'allin. A poisonous albuminoid, one of the constituents of crotin.

cro'ton-chlo'ral hy'drate. An old, and incorrect, term for butyl-chloral hydrate.

crotoglob'ulin. A poisonous albuminoid, one of the constituents of crocin.

crotonic acid (kro-ton'ik as'id). A poisonous acid, $C_4H_6O_2$, of the acetylene series, derived from croton-oil.

cro'ton-oil. Oleum tiglii.

cro'tonol. A vesicating derivative, $C_8H_{14}O_2$, derived from croton-oil.

crounother'apy (kroo'no-ther'a-pi) [*G. krounos*, a spring, + *therapy*.] Treatment of disease by the internal administration of mineral waters, as

distinguished from *balneotherapy* or the external use of the same.

croup (kroop) [a Scotch word, probably from *A. S. krapan*, to cry aloud.] 1. Any affection of the larynx in children, characterized by difficult and noisy respiration and a hoarse cough, sometimes marked anatomically by the formation of a pseudo-membrane. 2. The rump; also, the part of the back of a horse behind the saddle. **catarrhal c.**, acute catarrhal laryngitis in children. **false c.**, laryngitis stridulosa. **mem'branous c.**, **pseudo-mem'branous c.**, laryngitis with fibrinous exudation; it may be a specific (diphtheritic) or a simple plastic inflammation. **true c.**, membranous **c. spasmod'ic c.**, laryngismus stridulus.

croupous (kroo'pus). Relating to croup; marked by a fibrinous exudation. **c. pneumo'nia**, lobar pneumonia.

croupy (kroo'pi). Having the characteristics of croup, as a croupy cough.

crown [*L. corona*.] 1. Corona. 2. To attach an artificial crown to the natural root of a tooth. **artific'ial c.**, a crown of metal or porcelain fastened to the root of a natural tooth. **bell c.**, a conical tooth crown with base at the occlusal or masticatory surface. **cap c.**, a cap-shaped artificial tooth-crown fitted over the remains of the crown of a natural tooth. **collar c.**, an artificial crown with metal band fitting over the natural root of a tooth. **c. of a tooth**, corona dentis. **c. of the head**, top of the head, vortex pilorum. **Richmond c.**, collar **c. shell c.**, cap c.

crowned. A veterinary term designating lesions and scars, somewhat circular in shape, of the knee of the horse.

crown'ing. 1. The capping of a tooth with a porcelain or gold cover. 2. The engagement of the fetal head at the vulva in childbirth.

crucial (kroo'shal) [*L. crucialis*, *crux*, *cross*.] 1. Decisive. 2. Crossed, cross-shaped. **c. lig'a-ment**, (1) ligamentum cruciatum cruris; (2) ligamentum cruciatum genu.

cruc'ible [*L. crucibulum*.] A pot of clay or other material used for melting substances with great heat.

Crucif'erae [*L. crux* (*cruc-*), *cross*, + *ferre*, to bear.] An order of polypetalous dicotyledonous plants, which includes the radish, cress, mustard, cabbage, turnip, and nasturtium.

cruciform [*L. crux* (*cruc-*), *cross*, + *forma*, *form*.] Cross-shaped, crucial (1).

crude [*L. crudus*, raw, unripe.] Noting anything in its natural or unrefined state. **c. drug**, one in its natural state, or simply powdered for convenience of administration, as distinguished from an extract, tincture, alkaloid, or other preparation or derivative.

Crum Mineral Spring, Ohio. Alkaline-calc waters. Four springs. Gastric, intestinal, and hepatic disorders.

cru'or. Coagulated blood, crassamentum.

crupp'er. The rump of the horse; croup.

cru'ra. Plural of *crus*.

cruraeus (kroo-re'us). Musculus vastus intermedius.

cru'ral. Relating to the leg or thigh, or any crus: femoral. **c. artery**, arteria femoralis. **c. canal**, canalis femoralis (BNA). **c. foss'a**, fossa femoralis. **c. ring**, annulus femoralis (BNA). **c. sept'um**, septum femorale. **c. sheath**, femoral sheath, the fascia enclosing the femoral vessels.

cru'rin. Quinoline-bismuth sulphate.

crus, gen. *cruris*, pl. *crura* [*L.*] 1. The leg, especially the segment between the knee and the

ankle. 2. Any anatomical structure resembling a leg; usually (in the plural, *crura*) a pair of diverging bands or elongated masses. **c. anthel'icis**, crus of the antihelix, one of two ridges, inferior and superior, bounding the fossa triangularis, by which the antihelix begins at the upper part of the auricle. **c. bre've**, the short process of the incus, fitting into a depression (fossa incudis) in the epitympanic recess. **c. cer'ebr'i**, pedunculus cerebri [BNA]. **c. cor'poris caverno'si pe'n'is**, c. penis. **c. for'n'icis** [BNA], crus of the fornix, posterior pillar of the fornix, one of two flattened bands diverging from the posterior portion of the body and descending behind the optic thalami to enter the inferior (descending) horn of each lateral ventricle, spreading out on the surface of the hippocampus to form the alveus and terminating in the hippocampal fimbria. **c. hel'icis**, limb of the helix, a transverse ridge continuing backward the helix of the auricle, dividing the concha into an upper portion, *cymba*, and a lower portion, *cavum conchae*. **c. interme'dium**, middle pillar of the diaphragm; the fibrous attachment of the diaphragm to the lateral surface of the body of the second lumbar vertebra on either side. **c. later'al'e**, external pillar of the diaphragm; the fibrous attachment of the diaphragm to the arcuate ligament (arcus lumbocostalis) on either side. **c. lon'gum**, the long process of the incus terminating in the processus lenticularis or os orbiculare. **c. media'le**, internal pillar of the diaphragm; the fibrous attachment of the diaphragm to the anterolateral surface of the bodies of the first three or four lumbar vertebrae on the right side and of the first two or three on the left; when the *crura* or pillars of the diaphragm are spoken of, without further qualification, these medial, or internal, *crura* are meant. **c. pe'n'is**, the posterior attached portion of the corpus cavernosus penis.

crust [L. *crusta*]. 1. An outer layer or covering. 2. A scab. 3. The horny part of the hoof of a horse. **him'pet-shell c.**, the scab of syphilitic rupia. **milk c.**, *crusta lactea*, seborrhea of the scalp in nursing infants.

crusta (*kru's'tah*) [L. *crust*]. 1. Crust. 2. Basis pedunculi [BNA], the pes, or ventral or pedal portion of the pedunculus (*crus*) cerebri. **c. flu'o'ia**, cementum of a tooth. **c. inflammato'ria**, buffy coat. **c. lac'tea**, milk crust, seborrhea of the scalp in an infant. **c. petro'sa** [L. *petrosus*, stony], substantia ossea, or cementum of a tooth. **c. phlog'istica**, buffy coat. **c. ventra'lis**, *crusta* 1) basis pedunculi.

crustal. Relating to a crust, specifically to the *crusta*, basis* pedunculi.

crutch [A. S. *cryce*]. A long staff with padded cross-piece at the upper end to fit under the axilla, used to assist the lame in walking.

crutch-pal'sy. Paralysis of the musculospiral nerve due to compression by the fork of a crutch.

Cruveilhier's disease (*krü-väl-ya'*) [Jean Cruveilhier, French pathologist and anatomist, 1791-1874].

1. Ulcer of the stomach. 2. Progressive muscular atrophy. **C.'s joint**, the atlanto-odontoid joint between the arch of the atlas and the front of the odontoid process. **C.'s lig'aments**, the glenoid or pector ligaments of the metatarsophalangeal articulations.

cr. 1. A loud inarticulate vocal utterance. 2. To make a loud vocal sound. 3. To weep. **arthrit'ic c.**, joint c. **hydrocephal'ic c.**, a night c. occurring as a symptom of acute hydrocephalus, or tuberculous meningitis. **joint c.**, a night c.

uttered by a sufferer from chronic tuberculous arthritis. **night c.**, a loud scream uttered by a child during sleep; it is sometimes without apparent significance, but often is a sign of beginning hip-disease or other form of tuberculous arthritis.

cryalgesia (*kri-al-je'zī-ah*) [G. *kryos*, cold, + *algos*, pain.] Pain caused by cold.

cryanesthesia, **cryanesthesia** (*kri-an-es-the'zī-ah*) [G. *kryos*, cold, + *an-* priv. + *aisthēsis*, sensation.] A loss of the cold sense or cutaneous perception of cold.

cryesthesia, **cryesthesia** (*kri-es-the'zī-ah*) [G. *kryos*, cold, + *aisthēsis*, sensation.] 1. A subjective sensation of cold. 2. Sensitiveness to cold.

crymodyn'ia [G. *krymos*, cold, + *odynē*, pain.] Cry-algesia, pain caused by cold.

crymother'apy [G. *krymos*, cold, + *therapeia*, treatment.] The employment of cold in the treatment of disease.

cryogenin (*kri-oj'en-in*) [G. *kryos*, cold, + *gennao*, I produce.] Metabenzamino-carbazide; a crystalline coal-tar derivative, employed as an antipyretic in typhoid fever and phthisis in doses of gr. 5-15 (0.3-1.0).

cryos'copy [G. *kryos*, frost, + *skopeō*, I examine.] The determination of the freezing point of a fluid, usually blood or urine, compared with that of distilled water; the greater the content of solids in the fluid the lower is the freezing point.

cryostase (*kri'os-tāz*). A mixture of camphor, phenol, saponin, and turpentine, employed as an external antiseptic.

crypt [G. *kryptō*, from *kryptos*, concealed.] Follicle; a glandular tubule. **Lieberkuehn's c.**, **Morgagni's c.**, see the proper names.

cryptanamnesia (*krip-tan-am-ne'sī-ah*) [G. *kryptos*, concealed, + *anamnēsis*, memory.] Subconscious memory.

crypt'ic [G. *kryptikos*.] Hidden, occult, larvate.

cryptitis (*krip-ti'('te')tis*). Inflammation of a follicle or glandular tubule.

crypt'ocarp [G. *kryptos*, concealed, + *karpos*, fruit.] Sporocarp.

cryptoceph'alus [G. *kryptos*, concealed, + *kephalē*, head.] A monster with an undeveloped and very small head.

cryptocrystalline (*krip-to-kris'tal-in*). Having very minute crystals.

cryptodid'ymsus [G. *kryptos*, concealed, + *didymos*, twin.] A double monster, one fetus being parasitic and concealed within the other.

crypt'ogam [G. *kryptos*, concealed, + *gamos*, marriage.] One of the group of plants without flowers and without embryo-containing seeds.

cryptog'amous. Marked by the absence of flowers and of embryo-containing seeds, noting a plant of the group *Cryptogamia*, a cryptogam.

cryptogen'ic, **cryptogen'ic** [G. *kryptos*, concealed, + *genesis*, origin.] Of obscure, indeterminate origin; opposed to *phanerogenic*. **c. infec'tion**, bacterial invasion of the body without apparent breach of the surface through which the organism could gain admittance.

crypt'tolith [G. *kryptō*, crypt, + *lithos*, stone.] A concretion in a gland follicle.

cryptomenorrh'e'a, **cryptomenorrh'e'a** [G. *kryptos*, concealed, + *mēn*, month, + *rhoia*, flow.] The occurrence each month of the general symptoms of the menses without any flow of blood.

cryptomnesia (*krip-tom-ne'sī-ah*). Cryptanamnesia. **cryptophthal'mia**, **cryptophthal'mus** [G. *kryptos*, concealed, + *ophthalmos*, eye.] Congenita ankyloblepharon, or complete adherence of the tarsal margins of the eyelids, and symblepharon,

or adherence of the eyelids to the globe of the eye, together with abnormality of the eyeball and often of the orbit.

cryptopine (krip'to-pên) [G. *kryptos*, hidden, + *opion*, opium.] An alkaloid derived from opium, $C_{21}H_{23}NO_5$; a colorless, prismatic crystalline powder, slightly soluble in water; hypnotic and analgesic in doses of gr. $\frac{1}{4}$ – $\frac{1}{2}$ (0.005–0.008).

cryptopyc (krip-to-pi'ik) [G. *kryptos*, concealed, + *pyon*, pus.] Marked by concealed suppuration, noting a pyemia without apparent cause.


cryptorchid (kript-or'kid) [G. *kryptos*, concealed, + *orchis*, testicle.] One whose testes have not descended into the scrotum.

cryptorchidism (kript-or'kid-izm). The failure of descent of the testicles.

cryptorchis (kript-or'kis). Cryptorchid.

cryptoscope [G. *kryptos*, concealed, + *skopeō*, I view.] Fluoroscope.

cryptozygous [G. *kryptos*, hidden, + *sygon*, yoke.] Having a narrow face as compared with the width of the cranium, so that, when the skull is viewed from above, the zygomatic arches are not visible.



URINARY CRYSTALS: A, ammonium urate; B, uric acid; C, calcium oxalate; D, triple phosphate.

crys'tal [G. *krystallos*, clear ice.] One of the figures of symmetrical shape assumed by certain salts and other chemical compounds. **asthma c.**, Charcot*-Leyden-crystal. **ear c.**, otolith. **knife-rest c.**, a crystal of ammoniomagnesian phosphate. **sperm c.**, **spermin c.**, a crystal of spermin phosphate found in the semen; probably identical with Boettcher's or Charcot's crystals.

crys'tallin. 1. A globulin in the crystalline lens of the eye. 2. A solution of pyroxylin 1, in methyl alcohol 4, and amyl acetate 15; similar in properties and use to collodion.

crystalline (kris'tal-in, kris'tal-in). 1. Clear, transparent. 2. Relating to a crystal or crystals. c.

hu'mor, the substance forming with its enclosing capsule the crystalline lens. **c. lens**, the biconvex lens-shaped body behind the pupil of the eye, separating the aqueous from the vitreous humors, which serves to refract the rays of light entering the pupil and focus them on the retina.

crystallitis (kris-tal-i'tis). Phakitis.

crystallization. The assumption of a crystalline form when a vapor or liquid becomes solidified. **water of c.**, a definite number of molecules of water which certain substances must take up in order to assume a crystalline form; the presence of the water does not alter the chemical properties of the substance.

crys'talloid. 1. Resembling a crystal. 2. A body which in solution can pass through an animal membrane, as distinguished from a colloid which has not this property. 3. A crystal of organic or albuminoid matter.

crystallophobia [G. *krystallos*, crystal, + *phobos*, fear.] Morbid fear of glass objects.

crys'tallose. A saccharinate of sodium used like saccharine as a sweetener in place of sugar when carbohydrates are contraindicated.

Cs. Chemical symbol of cesium.

CS₂. Carbon bisulphide, thiocarbonic anhydride.

Cu. Chemical symbol of copper (*cuprum*).

cu'beb, cu'bebs. Cubeba.

cu'beba [Ar. and Hindu, *kababa*.] (U.S. and Br.) Cubeb, cubeb, the dried unripe, but fully grown fruit of *Piper cubeba*, a climbing plant of the East Indies; stimulant, carminative, and stomachic in doses of $\frac{3}{4}$ –2 (2.0–8.0).

cubeb'ic acid. An amorphous y low substance. $C_{11}H_{11}O_7$, obtained from cubeb.

cu'bebin. A bitter crystalline principle, $C_{15}H_{15}O_5$, obtained from cubeb; therapeutically inert.

cu'bial. Relating to the forearm, or more particularly to the ulna. **c. bone**, cuneiform bone. **os* triquetrum**.

cubitocar'pal. Radiocarpal.

cu'bitus, gen. *cu'bitis* [L. elbow.] Elbow. Forearm. Ulna. **c. val'gus**, deviation of the extended forearm to the inner side of the axis of the limb.

c. va'tus, gunstock deformity of the elbow, deviation of the extended forearm outward from the axis of the limb.

cu'boïd [G. *kybos*, cube, + *eidos*, resemblance.] Resembling a cube in shape. **c. bone**, os cuboideum.

cuboid'al. Cuboid; relating to the os cuboideum.

cucul'la [L. a cowl.] 1. The lower part of the trapezius muscle. 2. One of the nasal cartilages. **cuculla'ris** [L. *cucullus*, a hood.] Musculus trapezius. **cucul'late** [L. *cuculla*, *cucullus*, a cowl.] In botany, hood-shaped, noting a leaf or other structure.

cu'cumber [L. *cucumis*.] The edible fleshy fruit of *Cucumis sativus* and other species of *Cucumis*.

cu'cumber-shin. Curvature of the tibia with convexity forward.

Cuc'umis. A genus of plants including the cucumber.

Cucurbitaceæ (ku-kur-bit'a'se-e) [L. *cucurbitis*, gourd.] An order of polypetalous dicotyledonous plants; the corolla, however, being usually gamopetalous; it includes pumpkins, squashes, muskmelons and cucumbers.

cucur'bital. Cucurbitula.

cucurbitula [dim. of L. *cucurbita*, gourd.] A small cupping-glass, cucurbit.

cudbear (kud'bair). Persio, a red-brown powder obtained from certain lichens, especially *Lecanora tartarea*, by heating with diluted ammonia and then treating with sulphuric acid and sodium

chloride; it is used in the arts as a dye and in pharmacy as a coloring agent; see *tinctura persicinis*.

Cuguillere's se'rum (kü-ge-yer') [E. *Cuguillere*, French physician, contemporary.] A solution of allylum sulphide 1, tincture of myrrh 1, in Hayem's glycerinated serum 100; a light yellow syrupy fluid with a strong odor of garlic; employed hypodermically in tuberculosis in doses of 5-4 (2.0-15.0).

Cuignet's meth'od (kü-e-nya') [Ferdinand Louis Joseph *Cuignet*, French ophthalmologist, *1823.] Retinoscopy.

cuirass (kwe-ras') [Fr. *cuirasse*, a breastplate.] A term in symptomatology and pathology having reference to the thorax. **tabet'ic c.**, an anesthetic area on the chest sometimes noted in cases of *tabes dorsalis*.

cul-de-sac, pl. *culs-de-sac* (kül-dê-sak') [Fr. bottom of a sack.] A blind pouch or tubular cavity closed at one end, diverticulum, cecum. **conjunc'tival c.**, the fold of junction of the ocular and the palpebral conjunctiva. **Doug'las's c.**, excavatio rectouterina [BNA]. **great'er c.**, fundus of the stomach. **less'er c.**, antrum pylori.

Culex. A genus of mosquitos. **C. fati'gans**, the brown household mosquito of the tropics and subtropics; believed to be the intermediate host of several species of filaria and of the contagium vivum of dengue. **C. pip'iens**, the brown household mosquito of Europe, the northern United States, and Canada.

Culicidae (ku-lis'i-de). A family of dipterous insects, including mosquitos, gnats, and midges.

cu'cidal [L. *culex* (culic-), mosquito, + *cadere*, to kill] Destructive to mosquitos.

cu'cidae. An agent which destroys mosquitos.

culicifuge (ku-lis'i-füj) [L. *culex* (culic-), mosquito, + *fugare*, to drive away.] 1. Driving away gnats and mosquitos. 2. An agent which keeps mosquitos from biting.

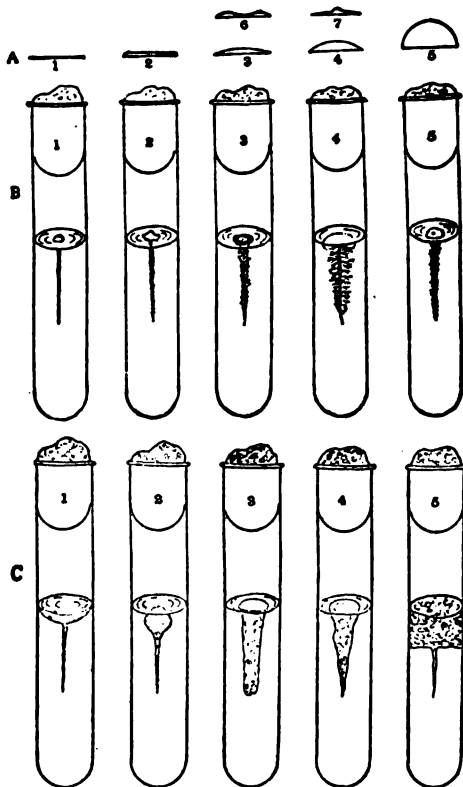
culm [L. *culmus*, a stem.] A hollow stem, with solid nodes, as the bamboo, bearing leaves at each node.

cul'meo [L. summit.] The anterior prominent portion of the monticulus of the vermis of the cerebellum.

cultiva'tion [L. *cultivare*, to cultivate.] Culture, **frac'tional c.**, the attempt to obtain a pure culture by taking a bit from a mixed culture and transferring it to a new medium; when this has developed into a colony, a minute portion of it is taken to form a new culture, and so on until a culture of a single species is obtained.

cult'ural. Relating to a culture of microorganisms. **culture** (kü'chur) [L. *cultura*, tillage.] 1. The propagation of microorganisms on or in artificial media of various kinds. 2. A growth of microorganisms on or in an artificial medium such as bouillon, potato, agar jelly, etc. **drop c.**, hanging-drop c. **flask c.**, a c. on a gelatin or agar medium solidified on one side of a flat flask. **hang'ing-block c.**, a cube of solidified agar medium is inoculated and then sealed to a cover-glass and inverted over a moist chamber or hollowed slide. **hang'ing-drop c.**, a culture obtained in a drop of fluid medium on the under surface of a cover-glass resting on a hollowed slide. **liq'uid c.**, one made by introducing some of the material from a bacterial colony into a test-tube containing bouillon, whey, or other fluid medium. **nail c.**, a tube c. in which the colony grows downward in the shape of an iron nail. **nee'dle c.**, stab c. **plate c.**, one made in a solid medium spread evenly

in a shallow dish. **pure c.**, one containing only one species of microorganism; a c. derived from a single cell. **roll-tube c.**, one made in a gelatin medium which is solidified on the inside of a test-tube by rolling the tube, horizontally held, in cold water or on a cake of ice. **shake c.**, one made by seeding a liquefied gelatin or agar culture, distributing the material thoroughly by agitation, and then allowing the medium to solidify in the tube held upright. **slant c.**, a culture made on the slanting surface of a medium which has been



GELATIN STAB CULTURES: A. Characters of surface elevation; 1, flat; 2, raised; 3, convex; 4, pulvinate; 5, capitate; 6, umbilicate; 7, umbonate. B. Characters of growth in depth in non-liquefying cultures; 1, filiform; 2, beaded; 3, echinate; 4, arborescent; 5, villous. C. Types of liquefaction; 1, crateriform; 2, napiform; 3, saccate; 4, infundibuliform; 5, stratiform. (From Chester's "A Manual of Determinative Bacteriology," The Macmillan Company, Publishers.)

solidified in a test-tube inclined from the perpendicular so as to give a greater area than that of the lumen of the tube. **smear c.**, a c. obtained by smearing the infected material on the surface of a solidified medium. **solid c.**, one made on the surface, or in the interior of gelatin, agar, potato, or other solid medium. **stab c.**, a tube of solid gelatin medium is inoculated by passing in a wire previously dipped in material containing the bacteria to be examined. **streak c.**, a liquefied gelatin or agar medium is poured out on a Petri plate and allowed to solidify, and is then inoculated along a series of parallel streaks by a wire dipped in the material to be cultivated. **stroke c.**, a c. made by drawing an infected platinum wire across the surface of a solid medium.

thrust c., stab c. tube c., (1) one following the sowing of microorganisms on agar or other solid medium contained in a test-tube; (2) a culture made by inoculating bouillon or other fluid in a test-tube.

Cul'ver's phys'ic. *Leptandra*. C's root, C's physic.

cu'marin. Coumarin.

cu'mene. Cumol, trimethylbenzene, a colorless liquid obtained from coal-tar, employed in the sterilization of catgut.

cum'in, cum'min [L. *cuminum*]. Kümmel, the dried ripe fruit of *Cuminum cyminum*; an aromatic stomachic, used for the relief of nausea and flatulence in doses of $3\frac{1}{2}$ -1 (2.0-4.0).

cu'mol. Cumene.

cumulative (ku'mu-la-tiv) [L. *cumulatus*, heaped up.]

Increasing by successive additions. **c. ac'tion**, noting the action of a drug which develops suddenly and with considerable intensity, after perhaps a number of doses have been taken with no apparent, or but slight, effect.

cu'mulus [L. a heap.] A collection or heap of cells, noting the **c. oöph'orus** [BNA], **c. proligerus**, discus proligerus, a mass of epithelial cells surrounding the ovum in the Graafian follicle.

cuneate (ku'ne-ät) [L. *cuneare*, to make like a wedge.] Wedge-shaped.

cuneiform (ku'ne-i-form) [L. *cuneus*, wedge, + *forma*, form.] Wedge-shaped, cuneate. **c. bone**, one of four bones, one in the carpus and three in the tarsus; the carpal bone, pyramidal bone, os triquetrum [BNA], articulates with the semilunar, fusiform, and unciform; the 1st, 2d, and 3d (or internal, middle, and external) tarsal cuneiform bones articulate respectively with the 1st and 2nd metatarsal, 2nd cuneiform, and navicular; with the 2d metatarsal, 1st and 3rd cuneiform, and navicular; and with the 2d, 3d, and 4th metatarsal, 2d cuneiform, cuboid, and navicular bones.

cuneocu'boid. Relating to the third cuneiform and the cuboid bones.

cu'neohysterect'omy [L. *cuneus*, wedge, + G. *hysterä*, uterus, + *ektomē*, excision.] Removal of a wedge-shaped piece from the body of the uterus for the correction of extreme flexion.

cuneonavicular. Relating to the cuneiform and the navicular bones.

cuneoscaph'oid. Cuneonavicular.

cu'neus [L. wedge.] The mesial aspect of the occipital lobe of each cerebral hemisphere, separated from the precuneus anteriorly by the parieto-occipital fissure and from the lingual gyrus inferiorly by the calcarine fissure.

cunic'ulus [L. an underground passage.] The burrow of the itch-mite in the epidermis.

Cu'nila maria'na. *C. organol'des*. American or mountain dittany, wild basil; the herb is employed like other members of the *Labiata*, mint family, as a diuretic and diaphoretic in doses of $\pi\pi$ -30 (0.3-2.0) of a tincture.

Cunisset's test (kü-ne-sa'). For bile in the urine, a yellow color being produced on shaking the suspected fluid with chloroform.

cunnilinguist (kun'li-ling'gwist) [L. *cunnius*, pudenda, + *lingua*, tongue.] A female pervert who makes lingual friction of the vulva of another

cun'nus [L.] Pudenda, vulva.

CuO. Cupric oxide, black oxide of copper.

Cu₂O. Cuprous oxide, red oxide of copper.

cusorin (ku'or-in). A lipid substance existing in the heart muscle and found nowhere else; it is a lecithin, but is a diphosphatid, containing phosphate group radicles instead of one.

cup [A. S. *cuppe*.] 1. An excavated or cup-shaped structure, either anatomical or pathological. 2. A cupping-glass. 3. To apply a cupping-glass. **dry c.**, a cupping-glass applied to the unbroken surface for the purpose of drawing blood to the part without abstracting any; see **uvi c. glass-co'matous c.**, an excavation of the optic disc occurring in glaucoma. **op'tic c.**, the secondary ocular vesicle, made cup-shaped by pressure of the lenticular vesicle. **physiolog'ical c.**, a funnel-shaped excavation of the optic disc, an exaggeration of the normal depression, caused by the dragging of the ciliary muscle in efforts at accommodation. **ret'inal c.**, excavation of the optic disc. **wet c.**, a cupping-glass applied to a part previously scarified or incised, in order to draw away blood.

cu'pola. Cupula.

cupped (kupt). Hollowed, made cup-shaped.

cup'ping. 1. Formation of a hollow, or cup-shaped excavation. 2. Application of a cupping-glass. **c. of the op'tic disc**, an exaggeration of the normal depression at the center of the optic disc, seen in cases of glaucoma.

cup'ping-glass. A glass vessel, from which the air has been exhausted by heat or a special suction apparatus, applied to the skin in order to draw blood to the surface.

cuprammonia (ku-prä-mo'nī-ah). A mixture of a solution of copper hydroxide and aqua ammonia.

cuprar'gol. Copper aluminate, a greenish powder, employed in a 2 per cent. solution in the treatment of conjunctivitis.

cu'pratin. Trade name of an aluminate of copper.

cu'prea-bark [L. *cupreus*, coppery.] The copper-colored bark of *Remijia purdicana* and *R. pedunculata*, trees of Colombia, yielding quinine, quindine, and cinchonine.

cupreine (ku'pre-én). An alkaloid, $C_{11}H_{22}N_2O_2 + 2H_2O$, from cuprea-bark, occurring in the form of colorless crystals.

cupres'sus oil. A volatile oil from the cypress. *Cupressus sempervirens*, employed in whooping-cough.

cupriasep'tol. Sulphocarbolate of copper, see under *cuprum*.

cuprohe'mol. A derivative of copper and hemol recommended in tuberculosis in doses of gr. 1-1 (0.06-0.13).

cu'prol. A compound of copper and nucleic acid, employed externally in conjunctivitis and as a stimulating application to sluggish ulcers.

cu'prum [L.] Copper, a metallic dyad element, symbol Cu, atomic weight 63.57; several of its salts are employed in medicine, the sulphate, however, being the only one official in U.S. and Br. **cu'pri acet'as neutra'lis**, neutral copper acetate, crystallized vendrigis, occurs in dark green crystals, locally is a stimulating caustic to ulcers; has been given in tuberculosis in doses of gr. $\frac{1}{2}$ -1 (0.005-0.03). **c. alumina'tum**, aluminated copper, lapis divinus; made by fusing together 16 parts each of potassium alum, copper sulphate, and potassium nitrate and adding a mixture of 1 part each of alum and camphor; it is run into pointed sticks or broken up into small pieces, employed in substance or as a collyrium in a 4-1000 solution. **c. ammonia'tum**, ammoniated copper, ammoniosulphate of copper, obtained by dissolving one part of copper sulphate in 3 parts of ammonia water and adding 6 parts of alcohol, formerly used as an antispasmodic and nerveine in doses of gr. $\frac{1}{2}$ -2 (0.03-0.13). **cu'pri arsen'is**, copper arsenite, a green crystalline powder; used

in anemia in doses of gr. $\frac{1}{100}$ – $\frac{1}{80}$ (0.0003–0.0006). **cu'pri chlo'ridum**, copper chloride, has been used as an antiseptic in the treatment of water supplies, for which it is said to be stronger than copper sulphate. **cu'pri o'leas**, copper oleate, a greenish blue powder, obtained by precipitating a solution of castile soap with a solution of copper sulphate; employed in 1 to 20 per cent. ointment as a stimulant to indolent granulations. **cu'pri subace'tas**, copper subacetate, verdigris. **cu'pri sulphas** (U.S. and Br.), copper sulphate, $\text{CuSO}_4 \cdot 5\text{H}_2\text{O}$, blue stone, blue vitriol, occurs as large clear azure crystals; tonic and astringent in doses of gr. $\frac{1}{4}$ – $\frac{1}{2}$ (0.015–0.03) and emetic in doses of gr. 3–5 (0.2–0.3); locally is styptic, astringent, and mildly escharotic, used largely in ophthalmic practice. **cu'pri sulphocar'bolas**, copper sulphocarbolate, cupriaseptol, light green crystals, soluble in water, employed as an antiseptic and hemostatic.

cup-shaped. Scyphoid.

cupula (ku'pu-lah) [L. a cup, dim. of *cupa*, a tub.] Cupola. 1. A fine striated membranous structure covering the hair cells of the crista ampullaris. 2. The dome-like apex of the cochlea. 3. The summit of one of the solitary glands of the intestine.

cupule (ku'pūl) [L. *cūpula*.] 1. A hard cup-shaped involucre, developed below an inflorescence after fertilization, as in the acorn. 2. A receptacle, resembling the cupule of an acorn, in certain fungi.

Cupuli'feræ [L. *cupula*, a little cup, + *ferre*, to bear] An order of monochlamydeous, dicotyledonous plants; it includes the oaks, birches, alders, and hazels.

curaçao (ku-rā-so') [*Curaçao*, one of the Dutch West India islands] A liqueur or cordial made of alcohol, sugar, and bitter-orange peel.

curanjīn (ku-ran'jī-in). A bitter glucoside from *Surunga amara*, an East Indian shrub; tonic, febrifuge, and anthelmintic.

curara, **curare**, **curari** (ku-rah'rah, ku-rah're). Ourari, urari, wourara, wourali, woorari, etc., Indian arrow-poison, an extract of various poisonous plants, especially *Strychnos toxifera*, occurring as a blackish brown substance; internally it is practically inert, but subcutaneously is a muscular paralyzant, death occurring from paralysis of the respiration; employed chiefly in physiological experiments upon animals, dose gr. $\frac{1}{10}$ – $\frac{1}{2}$ (0.006–0.015).

curarine (ku'rah-rēn). The alkaloidal active principle of curare, occurring in the form of a yellowish amorphous powder; formula, $\text{C}_{19}\text{H}_{21}\text{NO}_4$, or $\text{C}_{19}\text{H}_{21}\text{N}$, or $\text{C}_{19}\text{H}_{21}\text{N}_2\text{O}$, according to various analysts; dose, gr. $\frac{1}{100}$ – $\frac{1}{80}$ (0.0003–0.0006).

curarization. The induction of a condition of extreme muscular exhaustion, simulating paralysis, by the administration of curare.

curarize. To induce motor, but not sensory paralysis by the administration of curare.

curb. Inflammation of the calcaneocuboid ligament in the horse, accompanied by a hard and painful swelling at the back of the hock; it is characterized by swelling and heat in the part and generally by lameness.

curcas. A shrub of South America, an oil expressed from the nut of which possesses purgative properties like castor oil or croton oil.

curcuma (kur'ku-mah) [*Ar. kurkum*, saffron.] Turmeric, the rhizome of *Curcuma longa* or *C. rotunda* (*Aromum curcuma*), an Indian plant of the ginger family; was formerly employed as a

stimulant and in the treatment of jaundice, but is now used only as a condiment.

curd. The coagulum of milk. **al'um c.**, milk coagulated by alum.

cure [L. *curare*, to care for.] 1. To heal, to make well. 2. A restoration to health. 3. [Ger. *Kur*.] A special method or course of treatment. **di'et c.**, a system of treatment by regulation of the diet. **econom'ic c.**, the arrest or betterment of a chronic disease, such as tuberculosis, to such an extent as to permit the patient to earn his living in some light occupation. **grape c.**, treatment of abdominal plethora by an exclusive diet of grapes. **hun'ger c.**, treatment of disease by restriction of the diet. **milk c.**, treatment by means of an exclusive milk diet. **move'ment c.**, kinesitherapy. **terrain' c.**, see *terrain*. **water c.**, hydrotherapy. **whey c.**, treatment by drinking large amounts of whey.

curettage (ku-ret'ej). Scraping the interior of a cavity with the curette for the removal of new growths or other abnormal tissues.

curette (ku-ret') [Fr.] 1. An instrument in the form of a loop, ring, or scoop, with sharpened edges, attached to a rod-shaped handle, employed to scrape the interior of a cavity for the removal of new growths or altered tissues. 2. To employ a curette.

curettement (ku-ret'ment). Curettage.

Curie (ku're; kü-re') [Pierre Curie, French chemist, 1859–1906; Marie Skłodowska Curie, Polish chemist, *1867, widow of Pierre C.; the two were the discoverers of radium.] A unit of measurement of radium emanation, being the mass of particles emitted in equilibrium with 1 gram of pure radium.

cu'rine. A non-poisonous crystalline alkaloid of curare, $\text{C}_{19}\text{H}_{21}\text{NO}_4$.

curled (kurl'd). Occurring in wavy parallel lines, noting certain bacterial colonies, such as of the anthrax bacillus

curr'ent [L. *currere*; *currere*, to run.]

A stream or flow of fluid, air, or electricity. **ac'tion c.**, an electrical current induced in a contracting muscle. **af'ter c.**, an electrical current induced in a muscle upon the closure of a constant current which has been passing through it. **al'ter-nating c.**, an electrical current the direction of which is constantly and rapidly reversed without being broken. **ascen'ding c.**, an electrical current passing from the anode at the periphery to the cathode over the nerve center. **ax'ial c.**, the central, rapidly moving portion of the blood-stream in an artery. **centrif'ugal c.**, descending c. **centrip'etal c.**, ascending c. **con'stant c.**, **contin'uous c.**, a non-alternating and unbroken electrical current. **d'Arsonval' c.**, high-frequency c. **descen'ding c.**, an electrical current passing from the anode over the nerve center to the cathode at the periphery. **direct' c.**, continuous c. from a galvanic battery. **farad'ic c.**, see *faradic*. **galvan'ic c.**, see *galvanic*. **high-fre-quency c.**, an alternating electric current having a frequency of 10,000 or more per second; it produces no muscular contractions and does not affect the sensory nerves; d'Arsonval c., Tesla c. **high-poten'tial c.**, high-tension c. **high-ten'sion**



PENETRATED
CURETTE.

c., one in which there is a high degree of tension, increasing the electromotive force. **induced' c.**, see *induction*. **indu'cing c.**, the primary c. which gives rise to a secondary c., in the induction* coil. **interrupt'ed c.**, a frequently broken electrical c. **lab'ile c.**, an electrical c. applied to the body by means of electrodes which are constantly shifted about. **Le Duc c.**, see *Le Duc*. **Oudin c.**, see *Oudin*. **pr'imary c.**, inducing c. **reversed' c.**, a c. of changed direction. **sec'ondary c.**, induced c. **sinusoid'al c.**, an alternating c., the voltage of which rises from zero to a maximum and falls again to zero, when a reversed c. takes place; the curve of such a current is a true sine curve, alternately above and below the line, whence the name sinusoidal. **stat'ic c.**, an electrical c. generated by a static* machine. **swell'ing c.**, an electrical c. of constantly changing strength. **Tes'la c.**, high-frequency c.

curric'ulum [L. a course, a race.] The regular course of study in a university or other institution of learning.

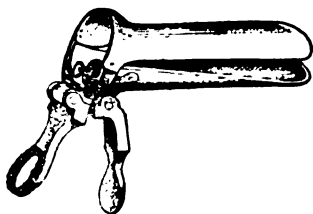
Curschmann's disease' (kooresh'mahn) [Heinrich Curschmann, German physician, 1846-1910.] Frosted liver. C.'s spi'rales, spirally twisted masses of mucus occurring in the sputum in bronchial asthma.

cur'vature [L. *curvatura*.] A bending or flexure. **an'gular c.**, the sharp bend in the spine in Pott's disease. **an'te'rior c.**, kyphosis. **back'ward c.**, lordosis. **lat'e'ral c.**, scoliosis. **Pott's c.**, angular c.

curve [L. *curvare*, to bend.] 1. Curvature, a non-angular continuous bend. 2. Chart; a graphic representation, by means of a continuous line of shifting direction, of the course of the temperature or pulse, of the numbers of cases of a disease in a given period, or of any other group of parts which might be otherwise presented by a table of figures; a sphygmogram or any other tracing made by a recording instrument. **ten'sion c.**, the direction of the trabeculae in cancellous bone tissue adapted to resist stress. **aline'ment c.**, the line passing through the center of the teeth laterally in the direction of the curve of the dental arch. **buccal c.**, the line of the dental arch from the canine, or cuspid, tooth to the third molar. **com'pensating c.**, the curve formed by the occlusal, or grinding, surfaces of the premolar and molar teeth. **la'bial c.**, the curve of the dental arch between the two canine, or cuspid, teeth.

cus'camine. An alkaloid from cusco-bark.

cus'co bark. The bark of *Cinchona pubescens*, containing several alkaloids.



CUSCO'S DUCKBILL SPECULUM.

Cusco's spec'ulum (küs-ko') [Edouard Gabriel Cusco, Paris surgeon, 1819-1894.] A bivalve duck-bill vaginal speculum.

cuscon'idine. A cinchona alkaloid from cusco bark.

cusconine (kus'ko-nēn). A cinchona alkaloid, $C_{25}H_{34}N_2O_4$, from cusco bark; the same as aricine.

Ing's suture [Hayward W. Cushing, Boston,

Mass., surgeon, contemporary.] A continuous intestinal suture.

cushion (koosh'un). In anatomy, any structure resembling a pad or cushion. **cor'onary c.**, coronary* band. **epiglott'ic c.**, tuberculum epiglotticum. **Eusta'chian c.**, a prominence, formed by the margin of the cartilage, above and behind the pharyngeal orifice of the Eustachian tube.

suck'ing c., corpus adiposum buccae.

CuSO₄. Cupric sulphate, sulphate of copper, blue stone.

cusp [L. *cuspis*, point.] 1. One of the protuberances on the grinding surface of a tooth. 2. A little knob at the center of the free margin of a valve of the heart.

cuspa'ria. Carony bark, angostura, angustura, the bark of *Cusparia angustura* (*Galipea cusparia*), a tree of the Orinoco basin; a simple bitter, employed also in the treatment of dysentery in doses of gr. 10-30 (0.6-2.0) of the powder, or 3-4 (15.0-30.0) of a 5 per cent. infusion.

cus'pid [L. *cuspis*, a spike.] Cuspitate, having but one cusp; noting a c. tooth, one of the four canine teeth.

cus'pitate. 1. Cuspid. 2. In botany, terminating in a hard point.

cusso (koos'o) [an Abyssinian word.] (U.S. and Br.) Koussou, brayera; the dried female inflorescence of *Hagenia abyssinica* (*Brayera anthelmintica*), a tree of the elevated regions of Abyssinia, employed as a tenniacide, in doses of 3-4 (15.0) of the fluidextract, or 3-4 (15.0-30.0) of the infusion.

cu'tal. Trade name of aluminum borotannate; a light brown powder, disinfectant and astringent, used in powder or ointment in the treatment of skin diseases. **sol'uble c.**, a compound of with tartaric acid, used for the same purpose as cutal, and also as an injection in gonorrhea.

cuta'neous [L. *cutaneus*; *cutis*, skin.] Relating to the skin.

cuticle (ku'ti-kl) [L. *cuticula*, dim. of *cutis*, skin] Epidermis or outer horny layer of the skin. **den'tal c.**, **enam'el c.**, cuticula dentis. **ker'atose c.**, the outer layer of the chorioid coat of the eye, next to the cornea. **c. of the root-sheath**, a thin layer of cells lining the hair-follicle.

cu'ticolor [L. *cutis*, skin.] Skin-color, flesh-color.

cuticula (ku'tik'u-lah) [L. dim. of *cutis*, skin.] The epidermis or cuticle. **c. den'tis**, enamel cuticle. **Nasmyth's membrane**, skin of the teeth; an extremely thin cuticular layer covering the enamel of recently erupted teeth. **c. p'li**, cuticle of the root-sheath.

cutic'ulariza'tion. Healing of an abrasion of the skin or ulcer by the spread of epidermis over the surface.

cutidure (ku'ti-dür) [L. *cutis*, skin, + *durus*, hard.] 1. The horny layer of the epidermis. 2. The coronary* band in the horse.

cutigeral cavity (ku-tij'er-al) [L. *cutis*, skin, + *gerere*, to carry.] A semicylindrical gutter, extending along the inner portion of the upper part of the wall of a horse's hoof; it lodges the coronary band.

cu'tin [L. *cutis*, skin.] 1. The substance forming the cuticular layer of the stems and leaves of plants. 2. A specially prepared thin animal membrane used as a protective covering for wounded surfaces.

cutireaction (ku'ti-re-ak'shun) [*cutis*, skin, + *reaction*.] An irritative or inflammatory reaction in the skin, in certain infectious (usually chronic) diseases, following the application of an extrac-

of the organism causing the infection; used as a diagnostic measure, most frequently in tuberculosis, but also for glanders, leprosy, typhoid fever, tinea, and syphilis; there are three modes of obtaining the reaction, viz., the cutaneous, the intracutaneous, and the percutaneous; see *Lautier*, *Lignières*, *Moro*, and *Piquet*. *différential c.*, simultaneous inoculation of concentrated old tuberculin, a filtrate of human tubercle bacilli, and a filtrate of bovine tubercle bacilli, the object being to determine by the reaction whether the patient is suffering from human or from bovine infection, or is free from tuberculosis of any origin.

cutis [L.] Skin, integumentum* commune [BNA].

c. anserina, goose-flesh, contraction of the erectors pilorum muscles, under the influence of cold or fear, rendering prominent the mouths of the hair-follicles. **c. elastica**, a condition in which the skin is abnormally elastic and can be pulled out sometimes to an extraordinary distance, returning to its normal shape when released. **c. laxa**, dermatolysis. **c. pen'dula**, dermatolysis. **c. pen'dula**, dermatolysis. **c. vera**, true skin, corium. **retinac'ula c.**, prolongations of the stroma of the mamma extending into the corium, Cooper's ligaments.

cutsector (ku''t-sek'tor) [L. *cutis*, skin, + *sector*, a cutter.] 1. An instrument for cutting bits of epidermis for grafting. 2. An instrument for removing a section or cylinder of skin for microscopical examination.

cutis (ku-ti'(te')tis). Dermatitis.

cutibac'culin reaction. A diagnostic method in tuberculosis proposed by Lignières. The skin is shaved and scraped, but not scarified, and then six drops of undiluted tuberculin are rubbed in with a pledget of cotton. In cases of tuberculosis there is a slight local inflammatory reaction.

cutis'tion. The transition from mucous membrane to skin at the mucocutaneous margins.

cutal. Cutal.

cutweed. *Fucus vesiculosus*.

Cuvier's canal (kú-ve-a') [Georges Léopold Chrétien Frédéric Dagobert Cuvier, French scientist, 1769-1834.] Sinus venosus in the embryo. **C's ducts**, cardinal veins, veins in the young embryo which convey the blood to the primitive heart. **C's sacs**, C's canal. **C's veins**, C's ducts.

Cy. Chemical symbol sometimes used, instead of CX, for cyanogen.

cyankohol (si-an-al'ko-hol). A substitution product in which cyanogen replaces the hydrogen in alcohol.

cyanemia, cyanemia (si-an-e'mi-ah) [G. *kyanos*, blue, - *haima*, blood.] Imperfect aeration of the blood, that in the arteries resembling venous blood.

cyane'phrosis (si-an-ef-i-dro'sis) [G. *kyanos*, blue, - *ephrôsis*, sweating.] The excretion of fluid of a bluish tint from the sweat-glands.

cyane'moglo'bin. A compound of hemoglobin with hydrocyanic acid, formed in cases of poisoning with this substance.

cyane'idrosis (si-an-hi-dro'sis) [G. *kyanos*, blue, + *idrosis*, sweating.] Cyanephrosis.

cyan'hydric acid. Hydrocyanic acid.

cyan'ic acid [G. *kyanos*, dark blue.] An acid formed by the union of oxygen and cyanogen, having the formula CNHO; in its physical properties it is very similar to protoplasm, being fluid and transparent at low temperatures and coagulable by heat.

cy'anide (si'an-id, si'an-id). A compound of cyanogen with an element or another radical.

cyanochroia (si-an-o-kroy'ah) [G. *kyanos*, blue, + *chroia*, the surface of the body.] Cyanosis.

cyanochroic, cyanochrous (si-an-o-kro'ik, si-an-ok'-rus). Cyanotic, cyanosed.

cyanoderma (si-an-o-dur'mah) [G. *kyanos*, blue, + *derma*, skin.] Cyanosis.

cyan'ogen [G. *kyanos*, dark blue, + *genês*, producing.]

A compound of one atom each of carbon and nitrogen (CN). According to Pflüger this is the combination characteristic of life in its last analysis.

cyanop'athy [G. *kyanos*, blue, + *pathos*, suffering.] Blue disease of infants; cyanosis.

cyanophil, cyanophile (si'an-o-fil, si'an-o-fil) [G. *kyanos*, blue, + *philos*, fond.] A cell or element readily taking a blue stain.

cyanoph'ilous. Readily stainable with a blue dye.

cyanophose (si'an-o-fôz). A phose of a bluish color.

cyanop'ia [G. *kyanos*, blue, + *ôps*, eye.] Cyanopsia.

cyanop'sia [G. *kyanos*, blue, + *opsis*, vision.] Blue sight, a condition in which all objects seem to be colored blue.

cyanosed (si'an-ôzd). Suffering from cyanosis.

cyanosis (si-an-o'sis) [G. *kyanos*, blue.] A dark bluish or purplish coloration of the skin and mucous membrane due to deficient oxygenation of the blood. **enterog'enous c.**, a persistent cyanosis supposed to be due to the presence of methemoglobin or sulphemoglobin produced by the absorption of toxic agents from the intestine. **false c.**, cyanosis due to the presence of an abnormal pigment, such as methemoglobin, in the blood, and not resulting from a deficiency of oxygen.

cyanot'ic. Cyanosed.

cyathium (si-ath'y-um) [G. *kyathos*, a cup.] An inflorescence having a tubular involucre, with alternating crescentic glandular appendages, enclosing one female flower surrounded by five groups of male flowers.

cy'athus [G. *kyathos*, cup.] Infundibulum, the hollow stalk of the hypophysis cerebri.

cyc'lamin. A saponin-like body, C₂₀H₂₄O₁₀, obtained from the tuber of the herb *Cyclamen europæum*; a white amorphous or minutely crystalline powder of a bitter acid taste; emetic and purgative.

cyclarthrodial (si-klar-thro'di-al). Relating to a cyclarthrosis or rotary joint.

cyclarthro'sis [G. *kyklos*, circle, + *arthrôsis*, articulation.] A rotary, or lateral ginglymus, joint; the atlantoepistrophe articulation is an example.

Cyclaste'ron scarlatina'le [G. *kyklos*, round, + *astêrion*, dim. of *astêr*, star.] A supposed protozoan parasite of the cutaneous cells in scarlet fever.

cycle (si'kl) [G. *kyklos*, circle.] A recurrent series of events. A recurring period of time. **cardiac c.**, the complete round of cardiac systole and diastole with the intervals between. **endog'enous c.**, the growth and reproduction of the malarial parasite, or other hematoozon, within the body of the vertebrate host. **exog'enous c.**, the sexual stage passed by the malarial parasite, or similar hematoozon, in the body of the invertebrate host. **life c.**, the entire life history of the malarial or other blood parasite in the bodies of the vertebrate and invertebrate hosts.

cy'clencephalia, cyclencephaly (si-klen-se-fa'lli-ah, si-klen-sef'â-li) [G. *kyklos*, circle, + *enkephalos*, brain.] A monstrosity marked by a horseshoe fusion of the two cerebral hemispheres, often associated with cyclopia.

cy'clie. Occurring periodically, noting especially the course of the symptoms in certain mental affections. **c. com'pound**, closed-chain* compound. **c. flow'er**, one the leaves of which are ar-

ranged in whorls. **c. insan'ity**, circular insanity, a form in which different types, such as mania and melancholia, succeed each other, sometimes separated by an interval of apparent sanity; manic-depressive insanity. **c. vom'iting**, periodical vomiting.*

cyclot'omy. Cyclotomy.

cyclitis (si-kl'i' (kle')tis) [G. *kyklos*, circle (ciliary body), + *-itis*.] Inflammation of the ciliary body. **plas'tic c.**, inflammation of the ciliary body, and usually of the entire uveal tract, with a fibrinous exudation into the anterior chamber and vitreous. **pure c.**, uncomplicated c., the iris not being involved in the inflammatory process. **pu'rulent c.**, suppurative inflammation of the ciliary body, including usually the iris. **se'rous c.**, simple c., serous iritis, punctate keratitis, descemetitis; simple inflammation of the ciliary body without suppuration or plastic exudate.

cycloceph'alia, **cycloceph'aly** [G. *kyklos*, round, + *kephalē*, head.] Cyclocephaly.

cyclochorioiditis (si-klo-ko-re-oy-di' (de')tis). Inflammation of the ciliary body and the chorioid coat of the eye.

cyclodialysis (si-klo-di-al'i-sis) [G. *kyklos*, circle (ciliary body), + *dialysis*, a separating, breaking up.] The establishment of a communication between the anterior chamber and the supra-chorioid space in order to relieve intraocular pressure in glaucoma.

cyclophoria (si-klo-flw'ri-ah) [G. *kyklos*, circle, + *phora*, movement.] Heterophoria caused by lack of equilibrium of the oblique muscles of the eye.

cyclo'pia [*Kyklops* (*kyklos*, circle, + *ops*, eye), a mythological giant with one eye in the middle of the forehead.] Synophthalmia, a congenital defect in which the two orbits are fused into a single cavity containing one rudimentary eye. It is usually combined with cyclocephaly.

cycloplegia (si-klo-ple'ji-ah) [G. *kyklos*, circle, + *plēgē*, stroke.] Paralysis of accommodation, loss of power in the ciliary muscle of the eye.

cyclople'gic. 1. Relating to cycloplegia. 2. Anything which paralyzes the ciliary muscle and thus the power of accommodation.

cy'clops [see *cyclopia*.] A monster with fusion of the orbits into one.

cyclo'sis [G. *kykloō*, I whirl around.] The movement of the protoplasm and contained plastids within the protozoan cell.

cyclothymia (si-klo-thi'mi-ah) [G. *kyklos*, circle, + *thymos*, rage.] Manic-depressive insanity; cyclic, or circular, insanity.

cyclothy'miac, **cyclothy'mic**. Relating to cyclothymia or cyclic insanity.

cy'clotome. A delicate knife for use in cyclotomy.

cyclot'omy [G. *kyklos*, circle, + *tomē*, incision.] Operation of cutting the ciliary muscle.

cyclo'tus [G. *kyklos*, a circle, + *ous* (ōt-), ear.] Synotus.

cydon'ium [G. *kydonion*, quince] The seed of *Cydonia cydonia*, the quince, employed as a demulcent.

diag'nosis (si-e-st-og-no'sis) [G. *kyēsis*, pregnancy, + *gnōsis*, knowledge.] The diagnosis of pregnancy.

cyesiology (si-e-st-ol'o-jī) [G. *kyēsis*, pregnancy + *-logia*.] Obstetrics, the branch of medical science which has to do with pregnancy and parturition.

cy'e'sis [G. *kyēsis*.] Pregnancy.

Cyl. Abbreviation for cylinder, or cylindrical lens.

cyl'inder [G. *kylindros*, a roll.] 1. A geometrical figure formed by the revolution of a rectangle around one of its sides. 2. A cylindrical lens. 3. A renal cast.*

cylindraxile (sil-in-drak'sil). Axis-cylinder.

cyl'in'dric, **cyl'in'drical**. Relating to, or of the shape of, a cylinder. **c. lens**, a lens one or both surfaces of which have the curve of a cylinder, either concave (minus) or convex (plus); a c. lens refracts the rays of light in only one of its principal meridians; it is used in eyeglasses to correct astigmatism.

cyl'in'driform [G. *kylindros*, cylinder, + *L. forma*, form.] Shaped like a cylinder.

cylindroadenoma (sil'in-dro-ad-e-no'mah). A tumor composed of collections of hyaline cylinders surrounding dilated capillaries of the lymph glands, and themselves surrounded by round cells.

cyl'in'drocell'ular. Relating to cylindrical cells.

cylindrodendrite (sil'in-dro-den'drit) [(axis)cylinder + *dendrite*.] A process given off from an axis-cylinder process, or neuraxon; paraxon.

cyl'indroid [G. *kylindros*, roll, cylinder, + *eidos*, appearance.] 1. Resembling a cylinder; more or less cylindrical. 2. A mucous cast, false cast, an elongated mass of mucus in the urine.

cylindro'ma, pl. **cylindro'mata** [G. *kylindros*, cylinder, + *-ōma*.] 1. A form of colloid cancer marked by epithelial ingrowths which appear to enclose the myxomatous stroma. 2. A tumor composed of a collection of hyaline cylinders, surrounding a central dilated capillary, and themselves surrounded by round cells.

cylindrosarco'ma. A sarcoma presenting the hyaline degeneration characteristic of a cylindroma.

cylindruria (sil-in-dru'ri-ah). The presence of red cylinders or casts in the urine.

cyl'in. Trade name of a dark alkaline liquid obtained from coal-tar; it contains a number of oxidized hydrocarbons, differing from phenol in having a diphenyl nucleus; antiseptic but not poisonous or caustic; employed internally in doses of m_{1-5} (0.06-0.3), and externally in lotions of the strength of 1 to 200 and in ointments.

cyllo'sis [G. *kyllōsis*.] Clubfoot.

cymarin (si'mar-in). Trade name of a preparation of apocynum, recommended as a diuretic and cardiac tonic.


cym'ba con'chae [G. *kymbē*, boat.] The upper, smaller, part of the concha lying above the crus helices.

cymbocephalic, **cymbocephalous** (sim-bo-sē-fal'ik) (sim-bo-sēf'ā-lus) [G. *kymbē*, bowl, + *kephalē*, head.] Having a bowl-shaped skull, one with a depression of the upper surface.

cymboceph'aly. The condition of being cymbocephalic.

cyme (sim) [G. *kyma*, a breaking wave.] In botany, a form of branching in which the axis of the parent stem terminates in a flower, the lateral shoots growing up above it. **bip'arous c.**, dichasium. **hel'icoid c.**, a sympodial branching in which the axes are all on the same side. **scor'pioid c.**, a sympodial branching in which the branches are placed alternately on one and the other side.

cynanche (sin-ang'kē) [G. *kynanchē*, a dog-collar.] Sore throat. **c. malign'a**, gangrenous pharyn-



SYNOPHTHALMUS,
OR CYCLOPS.

gus. c. sublingualis, Ludwig's* angina. *c. tonsillaris*, tonsillitis, quinsy.

Cynanchum (si-nang'kum) [*G. kynanchē*, sorethroat.] A genus of plants of southern and middle Europe, one species of which furnishes vincetoxicum.*

cynanthropy [*G. kyon(kyn-)*, dog, + *anthrōpos*, man.] A form of insanity in which the patient barks and growls, imagining himself to be a dog.

cynarase (si-nar-az). A rennet ferment obtained from the plant, *Cynara cardunculus*.

cyniatrics (si-ni-at'riks) [*G. kyon(kyn-)*, dog, + *iatrikē*, medical science.] The study and treatment of disease in the dog.

cyn'ic [*G. kyon*, dog.] Dog-like, noting a spasm of the muscles of the face, *cynic spasm*, causing a grin like the snarl of a dog.

cyn'obex [*G. kyon(kyn-)*, dog, + *bex*, cough.] A barking cough.

cyncephalus (si-no-sef'ā-lus) [*G. kyon*, dog, + *kēphalē*, head.] A monster with a head sloping back from the orbits, resembling that of a dog.

cynoglossum [*G. kyon*, dog, + *glōssa*, tongue.] Hound's-tongue, the root of *Cynoglossum officinale*, a weed having a mousy odor; formerly used in glandular tuberculosis, and in large doses said to resemble curare in action.

cynophobia (si-no-fō'bi-ah) [*G. kyon(kyn-)*, dog, + *phobos*, fear.] 1. Extreme aversion to, or unreasonable fear of, dogs. 2. Lysophobia.

cynorexia [*G. kyon(kyn-)*, dog, + *orexis*, appetite.] A voracious appetite, bulimia.

Cyon's experiment [Elie de Cyon, Russian physiologist, *1843.] A stimulus applied to an intact anterior spinal nerve root produces a stronger muscular contraction than the same stimulus applied to the peripheral end of a divided nerve root. C's nerve, depressor nerve of the heart, a filament of the vagus.

cyphoric [*G. kyphoros*, pregnant.] Relating to pregnancy.

cyphosis, **cyphot'ic**. Kyphosis, kyphotic.

cyprus oil. Cupressus oil.

cytidol. Hydriodol; a 1 per cent. solution of mercuric iodide (biniodide) in sterilized oil, used hypodermically in doses of 3 to 6 minims (0.2-0.4) in the treatment of syphilis.

cytidopathy [*G. Kypris*, Venus.] Any venereal disease.

cytidophobia (si-pri-do-fō'bi-ah) [*G. Kypris*, Venus, + *phobos*, fear.] 1. A morbid dread of contracting venereal disease. 2. An erroneous belief that one is suffering from venereal disease. 3. A morbid fear of the sexual act.

cytid'odia. An eclectic concentration product from a tincture of the root of cypridium; employed in neuralgia and hysteria in doses of $\text{gr. } \frac{1}{2}$ (0.03-0.13).

cyripedium (sip-ri-pe'di-um) [*G. Kypris*, Venus, + *pedion*, metatarsus.] (U.S.) The rhizome and roots of *Cyripedium hirsutum* (*C. parviflorum*) yellow lady's slipper, yellow moccasin flower, American valerian, male nerving; antispasmodic and nerving, in doses of gr. 5-30 (0.3-2.0). A fluidextract is official.

cyriphebia. Cypridophobia.

Cyprus fever. Malta fever.

cytograph (sur-to-graf) [*G. kyrtos*, bent, + *graphō*, write] An instrument for recording the respiratory movements of the chest.

cytometer (sur-tom'e-ter) [*G. kyrtos*, bent, + *metron*, measure.] An instrument for determining the size and shape of the chest.

cyrtosis (sur-to'sis) [*G. kyrtos*, bent.] Any abnormal curvature of the spine or of the extremities.

cyst (sist) [*G. kystis*, bladder.] 1. A bladder. 2. An abnormal sac containing gas, fluid, or a semi-solid material.

adventitious c., a c. resulting from the formation of an enclosing wall around a blood effusion or other foreign body.

allanto'ic c., a circumscribed dilatation of the urachus.

apoplec'tic c., an adventitious c. formed of the effused blood in apoplexy.

athero'matous c., a dermoid c., formed from immature epiblastic cells before the dermal structures have been developed, the sac containing therefore only a pultaceous mass.

blood c., sanguineous c.

branchial c., a congenital c. resulting from the non-closure of a branchial cleft.

bursal c., a retention c. in a bursa.

butter c., an area of saponifying necrosis in a lipoma.

chyle c., an embryonal c. of the mesentery, containing chyle.

colloid c., one with gelatinous contents.

comp'ound c., multilocular c.; a mother c. containing daughter cysts.

cutaneous c., cutic'ular c., any c. of the skin; dermoid c.

daughter c., a secondary c., a c., usually multiple, derived from a primary c.

degenera'tion c., involution c.

dentig'erous c., follicular odontoma, an expanded dental follicle, containing fluid and one or more teeth.

der'moid c., a tumor consisting of displaced epiblastic structures, the wall being formed of epithelium-lined connective tissue and containing epithelium, hair, and other appendages of the skin.

dilata'tion c., retention c.

disten'tion c., retention c.

echinoco'cus c., hydatid c.

endothe'lial c., a serous c. whose sac is lined with endothelium.

epen'dymal c., a circumscribed distention of some portion of the central canal of the spinal cord or of the cerebral ventricles.

epithe'lial c., dermoid c.

extravas'a'tion c., hemorrhagic c.

exuda'tion c., a c. resulting from distention of a closed cavity, such as a bursa, by an excessive secretion of its normal fluid contents.

false c., adventitious c.

follic'ular c., tubulocyst.

gas c., one with gaseous instead of the ordinary liquid or pultaceous contents.

hemorrhag'ic c., a c. resulting from the encapsulation of a mass of extravasated blood.

hydatid c., a cyst formed by the lodgment in the liver or elsewhere of an echinococcus larva.

implanta'tion c., a cyst originating from a portion of skin grafted into the deeper tissues through some trauma, a traumatic dermoid cyst.

inclu'sion c., dermoid c.

involu'tion c., a mammary cyst occurring at the menopause, due to cystic degeneration of the gland.

lac'teal c., a retention c. in the mammary gland resulting from closure of a lactiferous duct.

Meibom'ian c., chalazion.

milk c., lacteal c.

Morgagn'ian c., hydatid of Morgagni, cystic dilatation of the long fimbria of the Fallopian tube.

mother c., a primary c. containing other (daughter) cysts within it.

mucous c., a retention c. resulting from obstruction in the duct of a mucous gland.

multiloc'ular c., one containing several compartments formed by membranous septa; compound c.

necrof'ic c., one due to a circumscribed encapsulated area of necrosis with subsequent liquefaction of the dead tissue.

neural c., ependymal c.

nevold c., one with an extremely vascular sac.

oil c., a c. resulting from fatty degeneration of the epithelial lining of a sebaceous dermoid, or lacteal c.

obphorit'ic c., an ovarian c. arising from the ovary proper rather than from the parovarium.

parasitic c., one formed by the larva of a metazoan parasite, an hydatid or trichinal c.

parent c., mother c.

parophoritic c., an ovarian c. arising from the ovarium.

pilliferous c., a dermoid c. containing hair.

proliferation c., proliferative c., proliferous c., a mother c. containing daughter cysts; a c. with tumorous formation at one portion of the sac.

proliferous c., adenocarcinoma.

retention c., a c. resulting from some obstruction to the excretory duct of a gland.

sanguinous c., hemorrhagic c.; a c. containing fluid blood.

sebaceous c., wen, steatoma; a rounded tumor of variable size due to retention of the excretion in the sebaceous follicles.

secondary c., daughter c.

secretory c., one due to retention of the normal secretion in a gland, following closure of the duct, or formation of fluid in a closed cavity more rapidly than it can be absorbed.

sequestration c., a cystic tumor arising from a portion of true skin which was displaced and imprisoned in one of the lines of fissure of the body during the growth of the embryo.

serous c., a c. containing clear serous fluid, hygroma.

soap c., butter c.

sterile c., an hydatid c. without brood-capsules.

sublingual c., ranula.

subsynovial c., distention of a synovial follicle.

synovial c., thecal c.

tarsal c., chalazion.

thecal c., circumscribed distention of a tendon sheath; ganglion.

thyroglial c., a c. in the midline of the neck resulting from non-closure of a segment of the primitive thyroglial duct.

tubular c., tubulocyst.

umbilical c., vitellointestinal c.

unilocular c., a simple c. having a single sac.

urachal c., allantoic c., a c. resulting from the non-obliteration of a segment of the urachus.

urinary c., one containing extravasated urine.

vitellointestinal c., a small red sessile or pedunculated tumor at the umbilicus in an infant; it is due to the persistence of a segment of the vitellointestinal duct.

Wolffian c., a c. arising from any of the structures formed from the Wolffian body or duct.

cystadenoma, pl. *cystadenomata* (sis't'ad-e-no'mah) [G. *kystis*, bladder, + *adēn*, gland, + *-ōma*.] A

tumor, of glandular structure distended with the fluid product of continued gland secretion. c.

adamanti-num, an incorrect term for adamantinoma. c. **par'tim sim'plex par'tim papillif'erum**,

a c. consisting of a combination of the simple and papillary forms.

cystadenosarco'ma. A cystadenoma containing sarcomatous elements.

cystalgia (sis-tal'ji-ah) [G. *kystis*, bladder, + *algos*, pain.] Pain in the bladder, especially the urinary bladder.

cyst'amine. Trade name of a make of hexamethylenamine.

cystatro'phia, **cystat'rophy** [G. *kystis*, bladder, + *atrophia*, atrophy.] Atrophy of the bladder.

cystauchenitis (sis-taw-ken-i'(e')tis) [G. *kystis*, bladder, + *auchēn*, neck, + *-itis*.] Inflammation of the neck of the bladder; prostatitis.

cystauchenotomy (sis-taw-ken-ot'o-mi) [G. *kystis*, bladder, + *auchēn*, neck, + *tomē*, incision.] Incision of the neck of the bladder.

cystectasia, **cystectasy** (sis-ek-ta'si-ah, sis-tek'ta-si) [G. *kystis*, bladder, + *ektasis*, extension.] Dilatation of the bladder.

cystec'tomy [G. *kystis*, bladder, cyst, + *ektomē*, excision.] 1. Excision of the gall-bladder or of a portion of the urinary bladder. 2. Removal of a cyst.

cystein (sis'te-in). A derivative of cystin sometimes present in the urine.

cystalco'sia, **cystalco'sis** [G. *kystis*, bladder, + *khōsis*, ulceration.] Ulceration of the bladder.

cyst'alminth [G. *kystis*, cyst, + *helmins* (helminth), worm.] Hydatid cyst.

cystenceph'alus [G. *kystis*, bladder, + *enkephalōs*, brain.] A fetus with extreme internal hydrocephalus, so that the brain is little more than a sac distended with fluid.

cysten'desis [G. *kystis*, bladder, + *endesis*, a junction, binding together.] Suture of a wound in a bladder.

cyst'er'ethism [G. *kystis*, bladder, + *erethismos*, irritation.] Irritability of the bladder, vesical irritation.

cyst'hyperac'cosis (sis'ti'per-sar-ko'sis) [G. *kystis*, bladder, + *hyper*, over, + *sarx*, flesh.] Hypertrophy of the wall of the bladder.

cyst'ic [G. *kystis*, bladder, cyst.] 1. Relating to the urinary bladder or gall-bladder. 2. Relating to a cyst.

Cysticer'cus [G. *kystis*, bladder, + *kirkos*, tail.] A genus of bladder-worms, now known to be the encysted larvae of various tapeworms; the generic name is, however, retained as a convenience in description. C. **acantho'trias**, an abnormal form of *C. cellulosa*. C. **bo'vis**, the larva of *Tenia saginata*. C. **cellulo'sus**, pork measles, the larva, encysted in the flesh of swine, of *Tenia solium*; it occurs also in man when the ova of *T. solium* have been ingested, being found in the brain, eye, cellular tissue, muscle, liver, etc.

cysticolithectomy (sis'ti'ko-li-thek'to-mi) [cystic (duct) + *lithos*, stone, + *ektomē*, excision.] Operative removal of an impacted gallstone from the cystic duct.

cysticot'omy [cystic (duct) + G. *tomē*, incision.] An incision of the cystic bile-duct.

cystidolaparotomy (sis'ti'do-lap'ar-ot'o-mi) [G. *kystis*, bladder, + *lapara*, flank, + *tomē*, incision.] Incision into the bladder after a preliminary abdominal section.

cystidople'gia. Cystoplegia.

cystidotrachelotomy (sis'ti'do-trā-ke-lot'o-mi) [G. *kystis*, bladder, + *trachēlos*, neck, + *tomē*, incision.] Cystauchenotomy.

cystifelleotomy (sis'ti'fel-e-ot'o-mi) [G. *kystis*, bladder, + *L. fel*, bile, + G. *tomē*, incision.] Choecystotomy.

cyst'iform [G. *kystis*, bag, cyst, + *L. forma*, form.] Cystic, cystoid.

cyst'in [G. *kystis*, bladder.] A crystalline substance, C₄H₇NSO₃, sometimes occurring as a deposit in urine, or forming a vesical calculus.

cystine'mia, **cystinæ'mia** [cystin + G. *haima*, blood.] The supposed presence of cystin in the peripheral blood.

cystinu'ria [cystin + G. *ouron*, urine.] The presence of cystin in the urine, usually associated with hepatic disease and jaundice.

cystirrhæ'gia. Cystorrhagia.

cystirrhæ'a, **cystirrhœ'a**. Cystorrhœa.

cyst'is [G. *kystis*.] 1. Bladder, vesica. 2. A cyst. c. **fellea**, gall-bladder, vesica fellea [BNA] t. **urina'ria**, urinary bladder, vesica urinaria [BNA].

cystistax'is [G. *kystis*, bladder, + *staxis*, trickling.] Oozing of blood from the mucous membrane of the bladder.

cystitis (sis-ti'(te')tis) [G. *kystis*, bladder, + *-itis*.] Inflammation of a bladder, especially the urinary bladder. c. **col'li**, inflammation of the neck of the bladder.

cys'titome. A small knife for use in dividing the capsule of the crystalline lens.

cysti'tomy [G. *kystis*, bladder, sac, + *tomē*, incision.]

1. Incision of the capsule of the crystalline lens, capsulotomy. 2. Incision into the urinary bladder, cystotomy. 3. Incision into the gall-bladder, cholecystotomy.

cystoadenoma (sis'to-ad-e-no'mah). Cystadenoma.

cystocarcino'ma. A carcinoma in which cystic degeneration has occurred.

cys'tocarp [G. *kystis*, bladder, + *karpōs*, fruit.] Sporocarp.

cystocele (sis'to-sēl) [G. *kystis*, bladder, + *kēlē*, hernia.] Hernia of the bladder.

cystocolo'tomy [G. *kystis*, bladder, + *kōlon*, colon, + *stoma*, mouth.] The formation of a communication between the gall-bladder and the colon; cholecystocolostomy.

cystodyn'ia [G. *kystis*, bladder, + *odynē*, pain.] Cystalgia, pain in the bladder.

cystoelytropy (sis-to-el'i-tro-plas-ti) [G. *kystis*, bladder, + *elytron*, sheath, + *plassō*, I form.] Operation for the repair of vesicovaginal fistula.

cystoenterocoele (sis-to-en'ter-o-sēl) [G. *kystis*, bladder, + *enteron*, intestine, + *kēlē*, hernia.] Hernial protrusion of portions of the bladder and of the intestine.

cystoepiplocele (sis-to-ē-pip'lo-sēl) [G. *kystis*, bladder, + *epiploon*, omentum, + *kēlē*, tumor.] Hernial protrusion of portions of the bladder and of the omentum.

cystoepithelio'ma. An epithelioma which has undergone cystic degeneration.

cystofibro'ma. A fibroma in which cysts have formed.

Cystoflagella'ta [G. *kystis*, bladder, + L. *flagellum*, whip.] A subclass of *Phytomastigophora* having a firm membranous envelope.

cystagen. Trade name for a special make of hexamethylenamina.

cystoid [G. *kystis*, bladder, + *eidos*, appearance.] Cystiform, bladder-like, resembling a cyst. A tumor resembling a cyst with pultaceous contents, but without capsule.

cystolith [G. *kystis*, bladder, + *lithos*, stone.] A vesical calculus, a stone in the urinary bladder.

cystolithec'tomy [G. *kystis*, bladder, + *lithos*, stone, + *ektomē*, excision.] Removal of a stone from the bladder, especially of a calculus from the gall-bladder.

cystolithiasis (sis-to-li-thi'a-sis) [G. *kystis*, bladder + *lithos*, stone.] Stone in the bladder; the presence of a vesical calculus.

cystolith'ic. Relating to a vesical calculus.

cysto'ma, pl. *cysto'mata*, *cysto'mas*. A cystic tumor, a new growth containing cysts.

cysto'monas [G. *kystis*, bladder, + *monas*, a unit.] B.clo.

cystomorphous [G. *kystis*, bladder, + *morphē*, form.] Cystoid, bladder-like, cyst-like.

cystomyoma (sis-to-mi-o'mah). A myoma in which cystic formation has occurred.

cystomyxoadenoma (sis'to-mik'so-ad-e-no'mah). A combined myxoma and adenoma in which cystic degeneration has occurred.

cystomyxo'ma. A myxoma in which cysts have formed.

cystonephrosis [G. *kystis*, bag, + *nephros*, kidney.] The occurrence of cystic dilatation of the tubules of the kidney.

cystoneuralgia (sis-to-nu-ral'ji-ah). Neuralgia of the bladder; pain in the bladder without any apparent lesion to cause it; cystalgia, cystodynia.

cystoparalysis. Paralysis of the bladder.

cys'topexy [G. *kystis*, bladder, + *pēxis*, fixation.] Surgical attachment of the gall-bladder or of the urinary bladder to the abdominal wall.

cys'toplasty [G. *kystis*, bladder, + *plastō*, I form.] Surgical repair of a defect in the bladder.

cystople'gia [G. *kystis*, bladder, + *plēgē*, a stroke.] Paralysis of the bladder.

cystoproctos'tomy [G. *kystis*, bladder, + *prōktos*, anus, + *stoma*, mouth.] The operative establishment of an opening between the bladder and the rectum.

cystopto'sia, **cystopto'sis** [G. *kystis*, bladder, + *ptōsis*, a falling.] Prolapse of the vesical mucous membrane into the urethra.

cystopu'rin. Proprietary name for a double salt or mixture of sodium acetate and hexamethylenetetramine; urinary antiseptic.

cystopyelitis (sis-to-pi-el-i'('e')tis) [G. *kystis*, bladder, + *pyelos*, pelvis, + *-itis*.] Inflammation of both the bladder and the pelvis of the kidney.

cystopyelonephritis (sis-to-pi'el-o-ne-fri'('fre')tis) [G. *kystis*, bladder, + *pyelos*, pelvis, + *nephros*, kidney, + *-itis*.] Inflammation of the bladder, the pelvis of the kidney, and the kidney substance.

cystorectos'tomy [G. *kystis*, bladder, + L. *rectum* + G. *stoma*, mouth.] Cystoproctostomy.

cystorrhag'ia [G. *kystis*, bladder, + *-rhagia*.] Hemorrhage from the bladder.

cystor'rhap'hy [G. *kystis*, bladder, + *rhap'ē*, a sewing.] Suture of a wound in the bladder.

cystorrh'e'a, **cystorrh'o'a** [G. *kystis*, bladder, + *rhoia*, a flow.] Cystirrhœa; a mucous discharge from the bladder, vesical catarrh.

cystosarco'ma, pl. *cystosarco'mata*, *cystocarco'mas*. A sarcoma in which the formation of cysts has occurred.

cys'toscope [G. *kystis*, bladder, + *skopēō*, I examine.] A tubular instrument for use in examining the mucous membrane of the bladder.

cystos'copy. The inspection of the interior of the bladder by means of a cystoscope.

cystose (sis'tōz). Cystic, cystous, containing cysts.

cys'tospasm. Spasmodic contraction of the bladder.

cystospermitis (sis-to-sper-mi'('me')tis) [G. *kystis*, bladder, + *sperma*, seed, + *-itis*.] Inflammation of a seminal vesicle.

cystostax'is. Cystistaxis.

cys'totome [G. *kystis*, bladder, + *tomē*, a cutting.] An instrument for incising (1) the urinary or gall-bladder, or (2) the capsule of the lens in a cataract operation.

cysto'tomy. Incision (1) into the urinary or gall-bladder, or (2) into the capsule of the crystalline lens (capsulotomy).

cystotrachelotomy (sis-to-trak-el-ot'o-mi) [G. *kystis*, bladder, + *trachēlos*, neck, + *tomē*, incision.] Cystauchenotomy.

cystoureteritis (sis-to-u-re-ter-i'('e')tis). Inflammation of the bladder and of one or both ureters.

cystourethritis (sis-to-u-re-thri'('thre')tis). Inflammation of the bladder and of the urethra.

cystourethroscope (sis-to-u-re'thro-scope). An instrument combining the uses of a cystoscope and a urethroscope.

cytase (si'tāz) [G. *kytos*, hollow (cell), + *-ase*, noting an enzyme.] Metchnikoff's term for alexin or complement, which he holds to be a digestive secretion of the leucocyte.

cytas'ter [G. *kytos*, cell, + *astēr*, star.] Aster.

cytax (si'taks) [G. *kytos*, cell, + L. *taxare*, to estimate.] An apparatus for counting automatically the red cells, leucocytes, and lymphocytes of the blood and registering their relative proportions.

cythæmolysis, cythemolysis (si-tem-(them-) ol'i-sis) [G. *kytos*, a hollow vessel (cell), + *haima*, blood, + *lysis*, solution.] Destruction or solution of the blood corpuscles; hemolysis, hemocytolysis.

cythemolyt'ic. Relating to the destruction of blood cells.

cyt'isine. An alkaloid, $C_{11}H_{14}N_2O$, from the seeds of *Cytisus laburnum* and other plants of the same genus; its salts are used in doses of gr. $\frac{1}{10}$ – $\frac{1}{15}$ (0.003–0.006) as diuretics and nervines.

cytoarchitectonic (si'to-ar-ki-tek-ton'ik) [G. *kytos*, cell, + *architektonikê*, architecture.] Relating to the structural arrangement of cells.

cy'toblast [G. *kytos*, cell, + *blastos*, germ.] The nucleus of a cell.

cytoblaste'ma [G. *kytos*, cell, + *blastêma*, sprout.] Cytoplasm.

cytocerastic, cytokerastic (si-to-ser(ker)-as'tik) [G. *kytos*, cell, + *kerastos*, mixed, mingled.] Relating to the process of change of a cell to a higher type.

cytochem'ism (si-to-kem'izm) [G. *kytos*, cell.] The chemistry of the cells.

cytochemistry (si'to-kem'is-tri) [G. *kytos*, cell.] Chemistry in relation to cells.

cytochrome (si'to-krom) [G. *kytos*, cell, + *chrôma*, color.] Noting a nerve cell containing only traces of a body with a nucleus about the size of an ordinary leucocyte.

cytochylema (si-to-ki-le'mah) [G. *kytos*, cell, + *chylos*, juice.] The more fluid portion of the cytoplasm.

cytoc'lasis [G. *kytos*, cell, + *klasis*, a breaking.] Fragmentation of the cells.

cytoclas'tic. Relating to cytoclasis; destructive of cells.

cytocyat (si'to-sist) [G. *kytos*, a hollow vessel (cell), + *kystis*, bladder.] The bladder-like remains of the blood-cell or tissue-cell of a vertebrate enclosing a mature schizont.

cytode (si'tôd) [G. *kytos*, cell, + *eidos*, resemblance.] A cell, especially a non-nucleated cell.

cytodendrite [G. *kytos*, cell, + *dendron*, tree.] A dendrite given off directly from the body of the nerve-cell.

cytodiano'sis [G. *kytos*, a hollow (cell), + *diagnosis*.] Diagnosis of the cause and origin of an exudate by a study of its contained cells.

cytodier'eisis (si-to-di-er'e-sis) [G. *kytos*, cell, + *di-airesis*, division.] Cell-division, either mitosis or amitosis.

cytodis'tal [G. *kytos*, cell, + L. *distare*, to stand off.] 1. Noting a neoplasm at a distance from the cells from which it took origin. 2. Noting the extremity of a nerve fibril or axis-cylinder at a distance from the cell-body.

cytogen'esis [G. *kytos*, cell, + *genesis*, origin.] The origin and development of cells.

cytogen'ic. Relating to cytogenesis.

cytogenous (si-toj'en-us). Cell-forming, noting especially the connective-tissue cells.

cytoglobin. A globin obtained from leucocytes and lymphocytes.

cytologistogen'esis [G. *kytos*, cell, + *histos*, web, + *genesis*, production.] Structural development of a cell.

cytohy'aloplasm [G. *kytos*, cell, + *hyalos*, glass, + *plasma*.] The fibrillary network of the cytoplasm.

cy'toid [G. *kytos*, cell, + *eidos*, resemblance.] Resembling a cell, cytode.

cytological (si-to-loj'i-kal). Relating to cytology.

cytology [G. *kytos*, cell, + *-logia*.] The anatomy, physiology, pathology, and chemistry of the cell.

cy'tolymph [G. *kytos*, cell, + L. *lymphæ*.] Cytohy'aloplasm.

cytol'yain [G. *kytos*, cell, + *lysis*, solution.] An antibody capable of effecting partial or complete destruction of an animal cell; it is usually not strictly specific, being capable of effecting hemolysis as well as of acting on other cells than the one which served as antigen.

cytol'yais. The disintegration of a cell; see *cytolysis*.

cytolyt'ic [G. *kytos*, hollow (cell), + *lytikos*, solvent.] Relating to cytotoxicity; possessing a solvent or destructive action on cells.

cyto'ma [G. *kytos*, cell, + *-ôma*.] A cell-tumor, one formed of atypically arranged cells.

cytomachia (si-to-mak'i-ah) [G. *kytos*, cell, + *machia*, battle.] "Battle of the cells;" the cellular activities occurring during infection by pathogenic microorganisms and the resistance to such infection by the cells of the body.

cytomatoplasia (si'to-met-â-pla'zi-ah) [G. *kytos*, cell, + *metaplasia*, transformation.] Change of form or function of a cell.

cytom'eter [G. *kytos*, cell, + *metron*, measure.] An accessory of the microscope, employed in counting and measuring cells, especially blood-cells.

cytomicrosome [G. *kytos*, cell, + *mikros*, small, + *sôma*, body.] One of the granules forming an essential constituent of the cytoplasm, distinguished from the non-protoplasmic granules constituting the deutoplasm or paraplastin; thread granule.

cytom'itome [G. *kytos*, cell, + *mitos*, thread.] Any portion of the fibrillary network of the cytoplasm.

cytomorpho'sis [G. *kytos*, cell, + *morphôsis*, a shaping.] The changes which the cell undergoes during the various stages of its existence.

cytopo'nia [G. *kytos*, cell, + *penia*, poverty.] Poverty of the blood in cellular elements, hypocyto'sis.

cytoph'agous [G. *kytos*, cell, + *phagô*, I eat.] Devouring or destructive to cells.

cytoph'agy. The devouring of other cells by the phagocytes.

cytophar'ynx [G. *kytos*, cell, + *pharynx*.] A funnel-shaped pit through which food particles enter the body in infusoria and certain other forms of protozoa.

cytophil, cytophile (si'to-fil, si'to-fil) [G. *kytos*, cell, + *philos*, fond.] Having an affinity for cells, attracted by cells. c. group, the atom group in the amboceptor which binds it to the cell.

cytophyletic (si-to-fi-let'ik) [G. *kytos*, cell, + *phylê*, a tribe.] Relating to the genealogy of a cell.

cy'toplasm [G. *kytos*, a hollow (cell), + *plasma*, thing formed.] 1. Protoplasm, the substance of a cell exclusive of the nucleus and various inclusions; it consists of a fine reticular structure, *spongioplasm*, enclosing in its meshes a colloidal semifluid matter, the *cytochylema*. 2. The formative portion of the yolk as distinguished from the deutoplasm.

cytoplas'mic. Relating to the cytoplasm.

cytoplas'tin [G. *kytos*, cell.] The plastin substance of the cytoplasm, consisting of spongioplastin and paraplastin.

cytoprox'imal [G. *kytos*, cell, + L. *proximus*, nearest.] Noting the portion of a nerve-fibril or axis-cylinder near its origin from the nerve-cell.

cytopyge (si-to-pi'je) [G. *kytos*, cell, + *pygê*, buttocks.] The anal orifice found in certain of the infusoria.

and the Lembert sutures.

cytoretic'ulum [*G. kylos*, a hollow body (cell), + *L. reticulum*, dim. of *rete*, a net.] Spongioplasm.

Cytoryctes (si-to-rik'tēz) [*G. kylos*, a hollow (cell), + *oryktēs*, a digger.] Guarnieri body, an intracellular body, assumed to be the protozoan parasite of smallpox (*C. variola*) and of vaccina (*C. vaccina*). **C. aphtha'rūm**, a supposed protozoan parasite of foot-and-mouth disease. **C. lu'is**, a minute flagellate protozoon, described by Siegel as present in the red blood-corpuscles in syphilis. **C. scarlati'nas**, a supposed protozoan parasite of scarlet fever. **C. vacci'nas**, the supposed protozoan cause of vaccina. **C. vari'olae**, the supposed cause of smallpox, a protozoan parasite found in the skin lesions of that disease.

cytosome [*G. kylos*, cell, + *sōma*, body.] The cell body exclusive of the nucleus.

cyto'stasis [*G. kylos*, cell, + *stasis*, standing.] The arrest of leucocytes in a minute blood-vessel.

cytostome (si'to-stōm) [*G. kylos*, cell, + *stoma*, mouth.] The mouth opening in infusoria and certain other protozoa.

cytostromat'ic [*G. kylos*, cell.] Relating to the cell stroma.

cytotax'ic. Relating to cytotaxia.

cytotax'ia, **cytotax'is** [*G. kylos*, cell, + *taxis*, arrangement.] The attraction (*positive c.*) or repulsion (*negative c.*) of cells for one another.

cytother'apy [*G. kylos*, hollow vessel, cell, + *therapeia*, healing.] Opothepy, organotherapy.

cytoth'esis [*G. kylos*, cell, + *thesis*, a placing.] The repair of injury in a cell; the restoration of cells.

cytotax'ic. Cytolytic, destructive to cells.

cytotox'in [*G. kylos*, a hollow (cell), + *toxin*.] A specific cell-destroying substance; cytotoxin.

cytotochin (si-to-tro'kin) [*G. kylos*, cell, + *trochia*, track.] In chemotherapy the cytotropic element

in the compound, which carries with it the active element.

cytotropic (si-to-trop'ik) [*G. kylos*, cell, + *tropē*, a turning.] Having an affinity for cells.

cytozo'ic [*G. kylos*, a hollow (cell), + *zō*, I live.] Living in a cell, noting certain parasitic protozoa.

cytozo'on [*G. kylos*, cell, + *zōon*, animal.] A protozoan cell-parasite.

cytozyme (si'to-zīm) [*G. kylos*, cell, + *zymē*, leaven.] A hypothetical substance produced by tissue cells, leucocytes, and blood platelets which reacts with serozyme to produce thrombin; thrombokinas.

cy'tula [*L.* dim. of *G. kylos*, cell.] The impregnated ovum.

cytu'ria [*G. kylos*, cell, + *ouron*, urine.] The passage of cells in unusual numbers in the urine.

Czaplewsky's bacil'lus (chă-plev'ske) [Eugen Czaplewsky, Polish physician, *1865.] The supposed specific organism of whooping-cough. **C.'s meth'od**, staining the tubercle bacillus with carbolic fuchsin, the contrast color being obtained by dipping the specimen in a solution of fluorescein 1, and methylene blue 5, in alcohol 100, and then several times in a 5 per cent. methylene blue alcoholic solution without fluorescein.

Czermak's spa'ces (cher'mahk) [Johann Nepomuk Czermak, Austrian physician and physiologist, 1828-1873.] The interglobular spaces, or gaps in the dentine due to failure of calcification.

Czerny's su'ture (cher'ne) [Vincenz Czerny, Heidelberg surgeon, *1842.] The first row of the Czerny-Lembert intestinal suture; the needle enters the serosa and passes out through the submucosa or muscularis, and then enters the submucosa or muscularis of the opposite side and emerges from the serosa. The second row is the Lembert suture.

Czer'ny-Lem'bert su'ture [see *Lembert*.] An intestinal suture in two rows combining the Czerny

D

D. Abbreviation: in prescription writing, for *da*, give, *detur*, *dentur*, let there be given; in electro-diagnosis, for duration, the current flowing the circuit being closed; in optics for diopter, and *dexter*, right; in dental formulæ, for deciduous.

Da Cos'ta's disease' [Jacob M. *Da Costa*, Philadelphia physician, 1833-1900.] Retrocedent gout.*

dacryadenitis (dak'-re-ad-ê-ni'(ne')tis). Dacryadenitis.

dacryagogatresia (dak-re-ă''go-gă-tre'st-ah) [G. *dakry*, tear, + *agôgos*, leading, + *atresia*.] Obstruction or closure of a lacrymal duct.

dacryagogue (dak'-ri-ă-gog) [G. *dakry*, tear, + *agôgos*, leader.] 1. Lacrymal duct. 2. Promoting the flow of tears. 3. An agent which stimulates the lacrymal gland to secretion.

dacryoadenal'gia [G. *dakryon*, tear, + *adên*, gland, + *algos*, pain.] Pain in one of the lacrymal glands.

dacryoadenitis (dak-re-o-ad-en-i'(e')tis) [G. *dakryon*, tear, + *adên*, gland, + *-itis*.] Inflammation of the lacrymal gland.

dac'ryoblennorrhœa, **dacryoblennorrhœ'a** [G. *dakryon*, tear, + *blenna*, mucus, + *rhoia*, flow.] A discharge of mucus from a lacrymal duct.

dacryoceale (dak'-ri-o-sêl) [G. *dakryon*, tear, + *kêlē*, hernia.] Protrusion of the lacrymal sac.

dac'ryocyst [G. *dakryon*, tear, + *kystis*, sac.] The lacrymal sac.

dacryocystal'gia [G. *algos*, pain.] Pain in the lacrymal sac.

dacryocystitis (dak'-re-o-sis-ti'(te')tis) [G. *dakryon*, tear, + *kystis*, bladder, + *-itis*.] Inflammation of the lacrymal sac.

dacryocys'titome. Dacryocystotome.

dacryocys'toblennorrhœ'a. Chronic catarrhal dacryocystitis.

dacryocystoceale (dak'-ri-o-sis'to-sêl) [G. *dakryon*, tear, + *kystis*, sac, + *kêlē*, hernia.] Protrusion of the lacrymal sac.

dacryocystopto'sia [dacryocyst + G. *ptôsis*, a falling.] Downward displacement of the lacrymal sac.

dacryocystorrhinostomy (dak'-ri-o-sis'tor-ri-nos'to-mi) [G. *dakryon*, tear, + *kystis*, bladder, + *rhis*(*rhin*-), nose, + *stoma*, mouth.] The establishment of an artificial opening between the tear-sac and the nasal cavity.

dacryocys'totome. A small knife for incising the lacrymal sac.

dacryocystot'omy [dacryocyst + G. *tomê*, a cutting.] Incision of the lacrymal sac.

dacryobelco'sis [G. *dakryon*, tear, + *helkôsis*, ulceration.] Ulceration of the lacrymal sac or duct.

dacryohemorrhœa, **dacryohæmorrhœa** (dak'-ri-o-hem-ô-re'ah) [G. *dakryon*, tear, + *haima*, blood, + *rhoia*, flow.] The shedding of bloody tears.

dac'ryolith [G. *dakryon*, tear, + *lithos*, stone.] Lacrymal calculus, tear-stone, a concretion in the lacrymal or nasal duct.

dacryolithiasis (dak'-ri-o-li-thi'a-sis). The formation and presence of a concretion in the lacrymal or nasal duct.

dacry'o'ma. A cyst formed by the accumulation of tears in an obstructed lacrymal duct.

dac'ryon [G. a tear.] The point of junction of the frontonasal and vertical lacrymoxillary sutures at the inner angle of the orbit.

dacryops (dak'-ri-ops) [G. *dakryon*, tear, + *ôps*, eye] The constant presence of an excess of tears in the eye, owing to narrowing of the punctum lacrymale.

dacryopyorrhœa, **dacryopyorrhœa** (dak'-ri-o-pi-ê-re'ah) [G. *dakryon*, tear, + *pyon*, pus, + *rhoia*, flow.] The discharge of pus from the lacrymal duct.

dacryopyo'sis [G. *dakryon*, tear, + *pyôsis*, suppuration.] Suppuration in the lacrymal sac or duct.

dacryorrhœ'a, **dacryorrhœ'a** [G. *dakryon*, tear, + *rhoia*, flow.] An excessive flow of tears.

dacryosolenitis (dak-re-o-so-len-i'(e')tis) [G. *dakryon*, tear, + *sôlên*, a channel, + *-itis*.] Inflammation of the lacrymal or nasal duct.

dacryostenosis (dak'-ri-o-stê-no'sis) [G. *dakryon*, tear + *stenôsis*, narrowing.] Stricture of a lacrymal or nasal duct.

dacryosyr'inx [G. *dakryon*, tear, + *syrinx*, pipe.] A lacrymal fistula.

dac'tyl [G. *daktylos*.] A finger or toe.

dac'tyl'ion [G. *daktylos*, finger.] The presence of adhesions, either congenital or acquired, between two or more fingers; dactylosymphysis, syndactyly, syndactylism.

dactylitis (dak-til-i'(e')tis). Inflammation of one or more fingers.

dactyl'ium. Dactylion.

dactylocamptodynia (dak''ti-lo-kamp''so-din't-ah) [G. *daktylos*, finger, + *kamptsis*, a bending, + *odynê*, pain.] Painful contraction of one or more fingers.

dac'tylogrypo'sis [G. *daktylos*, finger, + *grypsus*, a curve.] Contraction of the fingers.

dactylol'ogy [G. *daktylos*, finger, + *logos*, word.] The use of the finger alphabet in talking.

dactylol'ysis [G. *daktylos*, finger or toe, + *lisis*, loosening.] Anhim.

dactylomeg'aly [G. *daktylos*, finger, + *megas*(*meg*), large.] Abnormal size of one or more of the fingers; megalodactylism, macrodactylism.

dactylos'copy [G. *daktylos*, finger, + *skopê*, I examine.] An examination of the markings on prints made from the finger-tips; employed as a method of personal identification. See *Galton's system*.

dac'tylospasm. Spasmodic contraction of the fingers.

dactylosym'physis [G. *daktylos*, finger, + *symphysis*, a growing together.] Webbing of the fingers; adhesion, congenital or acquired, of two or more fingers; dactylion, syndactyly.

dæmonoma'nia. Demonomania, an insane belief that one is possessed of devils.

demonop'athy. Demonopathy, demonomania.

dæmonoph'bia. Demonophobia.

Daff'y's elix'ir [Thomas Daffy, English clergyman, *1680.] Tinctura sennæ composita.

dai'ry. The quartan malarial parasite in its segmented or mature phase.

Dal'by's carmin'ative. Mistura carminativa (N.F.).

Dal'rymple's disease' [John Dalrymple, English oculist, 1804-1852.] Cyclokeratitis. D. b. sign. In exophthalmic goiter the margins of the lids are unduly separated, the upper lid being retracted.

Dal'ton's law [John *Dalton*, English physicist and chemist, 1766-1844.] In a mixture of gases, which do not unite chemically, the pressure is equal to the sum of the pressures of all the gases in the mixture.

Dal'ton-Hen'ry law [John *Dalton*;* Joseph *Henry*, American physicist, 1797-1878.] In dissolving a mixture of gases a fluid will absorb as much of each gas in the mixture as if that were the only gas dissolved.

Dal'tonian. 1. Relating to John Dalton.* 2. A color-blind person.

daltonism (daw'l-ton-izm) [John *Dalton** who suffered from red-blindness.] Color-blindness, especially red-blindness.

damian'a. The dried leaves of *Turnera diffusa aphrodisiaca*, a plant of Mexico and of Central America; stimulant, tonic, and laxative, and is reputed to have aphrodisiac properties; dose, $\frac{1}{2}$ to 40 (1. 3-2. 6).

dam-mar. A resin resembling copal, obtained from various species of *Shorea* in the East Indies; it is used, dissolved in chloroform, for mounting microscopical specimens.

Damocrates' confection (dam-ok'ra-tes) [Servilius *Damocrates*, Greek physician in Rome, first century, A.D.] A confection containing agaric, cinnamon, frankincense, galbanum, garlic, gentian, ginger, opium, valerian, and some thirty other ingredients; it formed a part of the original Warburg's* tincture.

Damoiseau's curve or sign (dam-wah-so') [Louis Hyacinthe Céleste *Damoiseau*, French physician, *1815.] In the case of a moderate pleural effusion the upper border of the area of dullness corresponds to a parabolic curve with convexity upward, the highest point of which is in the axillary line.

dam-p. 1. Humid, moist. 2. Atmospheric moisture. 3. Foul air in a mine, air charged with carbonic oxide or with various explosive hydrocarbon vapors. after d., air containing a large percentage of carbonic oxide. fire d., methane.

Dana's operation [Charles Loomis *Dana*, New York neurologist, *1852.] Resection of the posterior spinal nerve roots for neuralgia, athetosis, and spastic paralysis.

Dance's sign [Jean Baptiste Hippolyte *Dance*, French physician, 1797-1832.] A slight retraction in the neighborhood of the right iliac fossa in the cases of intussusception.

dancing disease', dan'cing ma'sia. Epidemic chorea. d. spasm, cataltory spasm.*

dan'dion (dan'de-li-on) [Fr. *dent de lion*, lion's tooth.] Taraxacum.

dan'drill. The presence of white scales in the hair of the scalp, due to the ordinary branny exfoliation of the epidermis, or to the greasy scales of psoriasis.

dan'dy fever. Dengue.

dan'cell [John Frederick *Daniell*,*] A former unit of electromotor force, that furnished by one Daniell cell, about 1.1 volt.

Dan'cell cell or element [John Frederick *Daniell*, English physicist, 1790-1845.] A galvanic cell in which a solution of copper sulphate, containing a copper plate, is separated by a porous

earthen cylinder from a dilute sulphuric acid solution containing a zinc plate.

Dan'ielssen's disease' [Daniel Cornelius *Danielssen*, Norwegian physician, 1815-1894.] Anesthetic leprosy; also called *Danielssen-Boeck* disease.

Danyaz bacil'lus (dan'is). An organism similar to *B. typhi murium*, cultures of which have been used to destroy rats. **D. phenom'enon**, when toxin is added in divided portions, instead of all at once, to antitoxin the neutralizing effect of the latter is lessened.

Daph'ne [G. *daphnē*, bay-tree.] A genus of European shrubs, from several species of which meze-reum* is obtained.

daph'netin. Dioxycumarin, $C_8H_6O_4$, derived by hydrolysis from daphnin.

daph'nin. A glucoside, $C_{11}H_{14}O_6 \cdot 2H_2O$, from meze-reum.

Darier's disease' (dar-e-a') [*Darier*, French physician, *1856.] Keratosis follicularis.

dark-field condenser. An apparatus for throwing reflected light through the microscope field, so that only the object to be examined is illuminated, the field itself being dark.

Darkshevitch's nu'cleus (dark-sha'vich) [Liberius *Darkshevitch* (or Darkschewitsch), Russian neurologist, *1858.] An accessory bulbar nucleus of the motor oculi, lying anterior to, and to the outer side of, the principal nucleus.

d'arsonvaliza'tion [A. d'Arsonval, French physiologist, *1851.] The application of a high frequency or d'Arsonval current* in the treatment of disease.

darto'ic, dar'toid [G. *dartios*, flayed.] Resembling dartos in its slow, involuntary contractions. d. tis'sue, tissue resembling dartos.

dar'tos [G. skinned or flayed.] Tunica dartos, a network of non-striated muscular fibers in the lower layers of the skin of the scrotum. d. mulleb'ris, a thin layer of similar musculature in the skin of the labia majora.

dar'trous [Fr. *dartre*, herpes.] Herpetic.

Darwin'ian. 1. Relating to Charles Robert *Darwin*, English scientist, 1809-1882. 2. One who accepts the Darwinian theory. **D. ear**, an auricle in which the upper border is not rolled over to form the helix, but projects upward as a flat, sharp edge. **D. the'ory**, darwinism. **D. tu'bercle**, tuberculum auriculæ.

darwin'ianism. Darwinism.

dar'winism. The doctrine of the origin of species, taught by Charles Darwin and expounded by him in his various works; the central assumptions are evolution by natural selection and survival of the fittest.

dasotherapy (das'e-ther'ā-pli) [G. *dasos*, forest, + *therapeia*, treatment.] Treatment of disease by residence in forests of pine and other balsamic trees.

date-cavity. See mark.

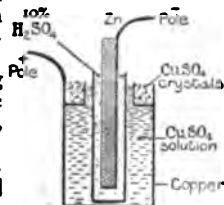
date-fever. Dengue.

da'tum-plane. A horizontal plane taken as the starting point for the measurements in craniometry.

Datu'ra [a Hindu word.] A genus of solanaceous plants, from a species of which stramonium* is obtained.

daturine (dat'u-rēn). An alkaloid obtained from stramonium leaves, said to be isomeric with atropine and identical with hyoscyamine; antispasmodic, sedative, anodyne, and mydriatic; dose gr. $\frac{1}{10}$ to $\frac{1}{5}$ (0.00025-0.0005).

Daubenton's angle (do-bahn'tawn') [Louis Jean Marie *Daubenton*, French physician, 1716-1797] An angle formed by the junction, at the opisth-



DANIELL CELL.

of lines coming from the basion and from the projection in the median plane of the lower border of the orbits. **D.'s line**, the occipital line passing between the opisthion and the nasion.

Daucus (daw'kus). A genus of plants of the order *Umbellifera*, containing the carrot, *D. carota*.

daughter-cell (daw'ter-sel). A cell formed by cytodieresis or division of a previous cell (mother-cell).

daughter-cyst (daw'ter-sist). Deutocolex, a secondary cyst developed within the mother*-cyst of an echinococcus.

Davaine's bacillus [Casimir Joseph *Davaine*, French physician, 1812-1882.] *Bacillus anthracis*.

Daval'nea madagascariensis. A tapeworm found in man in Madagascar, Mauritius, Guiana, and elsewhere; the intermediary host is not known.

Davidson syringe. A rubber tube, armed with an appropriate nozzle, intersected with a compressible bulb, with valves so arranged that compression forces the fluid, into which one end of the tube is inserted, forward to the nozzle-end; used chiefly for rectal and vaginal injections.

Davidsohn's sign [Hermann *Davidsohn*, Prussian physician, *1842.] Absence of illumination of the pupil when an electric light is placed in the mouth, indicating the presence of fluid or a solid tumor in the antrum of Highmore on the darkened side.

Daviel's operation (dā-ve-el') [Jacques *Daviel*, French oculist, 1696-1762.] Cataract extraction by capsulotomy. **D.'s spoon**, a small spoon-like instrument for removing the remains of a cataract after dissection.

Davy's lever [Richard *Davy*, English surgeon, *1838.] A wooden sound which is passed into the rectum and makes pressure on one of the iliac arteries to arrest hemorrhage.

Davy's test [Edmund William *Davy*, Irish physician, 1826-1899.] For carbolic acid: to a few drops of the suspected fluid add double the quantity of a mixture of molybdc acid 1, and sulphuric acid 15; the presence of carbolic acid is indicated by a brownish color changing to purple.

Dax, France. Simple thermal waters, 88° F. to 140° F.; numerous springs. Used by drinking and bathing in rheumatism, arthritis, rheumatoid arthritis, nervous affections, and women's diseases.

day-blindness. Inability to see clearly in a bright light, hemeralopia.

daymare. The occurrence of symptoms of oppression, resembling nightmare, while one is awake.

day-nursery. Crèche, a place where children may be cared for during the day while their mothers are at work.

day-sight. A condition in which vision is more distinct in a bright light; night-blindness, nyctalopia.

Day's test [Richard Hance *Day*, American physician, 1813-1892.] For blood: add to the suspected fluid, or the washing of a suspected stain, tincture of guaiac and afterward hydrogen peroxide; the presence of blood is indicated by a blue color.

D.D.S. An abbreviation of Doctor of Dental Surgery.

de- [L. *de*, from, away.] A prefix carrying often a privative or negative sense; denoting away from, cessation; it has sometimes an intensive force.

deacidification (de-ā-sid-i-fi-ka'shun). The removal or neutralization of acidity.

deactivation (de-ak-ti-va'shun). The process of rendering or of becoming inactive.

dead (ded). 1. Without life. 2. Numb. **d. space**, a cavity remaining after the closure of a wound, which is not obliterated by the pressure of the dressings.

dead-house. Mortuary (2).

deadly nightshade. Belladonna.

deaf (def) [A.S. *deaf*.] Unable to hear; hearing indistinctly, hard of hearing. **d. field**, **d. point**, a point where the acumeter is not heard.

deaf-mute (def-mūt'). One who can neither hear nor talk, one who is deaf and dumb.

deafmutilism. Absence of the faculty of speech due to congenital deafness or that occurring in early life.

deafness. 1. Impairment or total loss of the sense of sound. **apoplecticiform d.**, Ménière's disease. **bass d.**, inability to hear low notes. **bell-maker's d.**, loss of hearing due to fatigue of the auditory nerve by the noise incident to riveting the inside of a boiler. **cerebral d.**, **d. due to disease of the brain in the auditory area**. **cereuminous d.**, impairment of hearing due to the presence of a plug of cerumen in the external auditory meatus. **cortical d.**, **d. resulting from a lesion of the cerebral cortex**. **labyrinthine d.**, loss of hearing due to disease of the internal ear. **mid-brain d.**, **d. due to a lesion in the fillet region of the tegmentum**. **mind d.**, **d. due to inability to interpret the sounds heard**. **music d.**, amusia. **nerve d.**, loss of hearing due to disease of the auditory nerve. **nervous d.**, **d. due to disease of the acoustic centers in the cortex, of the auditory nucleus, or of the nerve terminals in the labyrinth**. **progressive d.**, gradually increasing **d. due to otosclerosis**. **psychic d.**, **mind d.**. **sensory d.**, **mind d.**. **soul d.**, **mind d.**. **throat d.**, **d. due to closure of the pharyngeal orifice of the Eustachian tube**. **toxic d.**, loss of hearing due to injury of the auditory nerve by certain drugs and poisons, such as quinine and tobacco. **word d.**, loss of the power to understand the spoken word, although the sound is heard.

dealbation (de-al-ba'shun) [L. *dealbare*, to whiten.] Bleaching.

dealcoholization (de-al'ko-hol-i-sa'shun). The removal of alcohol from a fluid; in histological technique, the removal of alcohol from a specimen which has been previously immersed in this fluid.

de'alin. Trade name of an antiseptic dressing powder, composed of sodium perborate, boric acid, magnesium carbonate, zinc oxide, starch, and talcum.

deamidize (de-am'i-diz). To decompose amino-acids into ammonia compounds.

deaqueation (de-ā-kwa'shun) [L. *de*, from, + *aqwa*, water.] The removal of water from a fluid or chemical compound; dehydration.

Dearborn Spring, Vermont. Water resembles that of the Maine Poland Springs. Dyspepsia and cutaneous diseases.

dearterialization (de-ar'te'ri-al-i-sa'shun). Changing the character of arterial blood to that of venous blood; deoxygenation of the blood.

dearticulation (de-ar-tik-u-la'shun). 1. Diarthrosis. 2. Dislocation. 3. Disarticulation.

death (deth). The cessation of life. **black d.**, the plague of the middle ages. **local d.**, death of a part of the body or of a tissue, necrosis, gangrene. **molecular d.**, caries. **somatic d.**, death of the entire body, as distinguished from local death.

death-rate (deth'rāt). The ratio of deaths to the population of a city or country for a given period.

as estimated from the figures for this period for the year, expressed as so many per thousand of the entire population.

death'-rattle. A gurgling or rattling in the throat of a moribund person, caused by an accumulation of mucus in the respiratory passages.

death'-struggle. Agony, death-throe, the final moments of life sometimes marked by muscular twitchings or uneasy tossing about.

death-throe (deth'thro). Death-struggle.

death-trance. Apparent death, a condition of suspended animation, marked by unconsciousness and barely perceptible respiration and heart-action.

debilitant. 1. Weakening. 2. A quieting agent or one that subdues excitement.

debility [L. *debilis*, weak.] Weakness, loss of strength.

Debout's pills (dê-boô') [Emile *Debout*, Belgian physician in Paris, 1811-1865.] Extract of colchicum and sulphate of quinine, of each gr. $1\frac{1}{2}$ (0.1), powdered digitalis, gr. $\frac{3}{4}$ (0.05); for migraine.

débouch (dê-boosh') [Fr. *bouche*, mouth.] To open or empty into another part.

débouchement (dê-boosh'ment). Opening or emptying into another part.

Debove's disease' (dê-buv') [Maurice Georges *Debove*, Parisian physician, *1845.] Splenomegaly. D's **mem'brane**, a fine layer between the epithelium and the basement layer of the mucous membrane of the air-passages and intestine. D's **tube**, a large tube for gastric lavage, marked at 45 to 50 cm. from its eye to indicate when it is in the stomach.

débridement (da-brêd-môn') [Fr. *dé-*, away, + *bride*, bridle.] Division of constricting or restricting bands or tissues.

decagram (dek'â-gram) [G. *deka*, ten.] A weight of 10 grams, equivalent to 154.32349 grains, or, roughly, 24 drams, apothecaries' weight.

decalcification [L. *de-*, away, + *calc*(*calc-*), lime, + *facere*, to make.] Removal of lime salts or calcareous matter.

decalcify. To remove lime salts or calcareous matter.

decalcifying. 1. Removing, or capable of removing, the calcareous matter of the bones or teeth. 2. Coagulation-preventing, noting a physiological salt solution to which has been added 1 per cent. of sodium citrate.

decaliter (dek'â-le-ter). A measure of 10 liters, the equivalent of 61.02 cubic inches, or, roughly, 10 quarts or 2½ gallons.

decalvant [L. *decalvare*, to make bald.] Removing the hair, making bald.

decane. A paraffin, C₁₀H₂₂, in coal-tar.

decant [L. *de*, from, + *canthus*, a corner.] To pour off gently the upper clear portion of a fluid, leaving the sediment in the vessel.

decantation. Pouring off the clear upper portion of a fluid.

decapitate [L. *de-*, away, + *caput*, head.] To remove the head; specifically to cut off the head of a fetus to facilitate delivery in cases of irreparable dystocia.

decapitation. The removal of a head, specifically of the fetal head in dystocia.

decapitator. An instrument for separating the fetal head.

decapsulation. Depriving of a capsule or enveloping membrane. **d.** of the kid'ney, stripping off the capsule of the kidney, employed as a remedial measure in certain cases of chronic nephritis.

decarbonization. The process of arterialization of

the blood by oxygenation and the removal of carbon dioxide in the lungs.

decay (de-ka') [L. *de*, down, + *cadere*, to fall.]

1. The destruction of an organic substance by slow combustion, or gradual oxidation. 2. Putrefaction. 3. To deteriorate, to undergo slow combustion or putrefaction.

decentered, decentred (de-sen'turd). 1. Noting a lens so mounted that the visual axis does not pass through the axis of the lens. 2. Noting a lens thicker at one side than the other.

decentra'tion [L. *de*, from, + *centrum*, center.] Removal from the center.

decerebra'tion. Removal of the brain.

decerebrize. To move the brain, either in craniotomy or in animal experiments.

dechloridation (de-klor-i-da'shun). Method of reducing the amount of sodium chloride in the tissues and fluids of the body by abstention from the use of salt in the diet.

dechlorina'tion. Dechloridation.

dechlorura'tion [Fr.] Dechloridation.

decid'ua [L. *deciduus*, falling off (qualifying *membrana*, membrane, understood.)] The altered mucous membrane of the pregnant uterus, forming an envelope for the fetus. **d.** **basal'is**, **d.** **serotina**, the part of the mucous membrane between the blastocyst and the uterine wall, at the place where the placenta will be formed. **d.** **capsula'ris**, **d.** **reflexa**, the layer which forms the outer investing envelope of the fetus. **d.** **membra'na**, **d.** **capsularis**. **d.** **menstrua'lis**, the succulent mucous membrane of the non-pregnant uterus at the menstrual period. **d.** **reflex'a** [L. turned back], **d.** **capsularis**. **d.** **seroti'na** [L. late], **d.** **basalis**. **d.** **ve'ra** [L. true], the mucous membrane lining the cavity of the pregnant uterus and not in immediate relation with the ovum.

decid'ual. Relating to the decidua.

deciduitis (de-sid-u-i'f(e')tis). Inflammation of the decidua.

deciduoma. Syncytioma, chorioma.* **d.** **malignum**, chorioma malignum.

deciduosarco'ma. Chorioma malignum.

deciduous (de-sid'u-us) [L. *decidere*, to fall down.] That which eventually falls off; not permanent.

d. **dentit'ion**, the first, temporary, dentition. **d.** **mem'brane**, decidua. **d.** **plant**, one the leaves, petals, etc., of which fall off the same season or year in which they are formed. **d.** **teeth**, milk teeth, teeth of the first dentition

decigram (des't-gram) [L. *decimus*, tenth.] A weight of $\frac{1}{10}$ gram, the equivalent of 1.54 grains.

deciliter (des't-le-ter) [L. *decimus*, tenth.] A measure of $\frac{1}{10}$ liter, equivalent to 6.1028 cubic inches or 3.38 American, 3.52 English fluid-ounces.

decimeter (des't-me-ter) [L. *decimus*, tenth.] A linear measure of $\frac{1}{10}$ meter, equivalent to 3.937 inches.

decinor'mal [L. *decimus*, tenth, + *normal*.] One-tenth of normal, noting a solution of this strength; abbreviation $\frac{n}{10}$; see *solution*.

decip'ara [L. *decem*, ten, + *parere*, to bear.] A woman who has borne ten children; abbreviation, X-para.

deck-plate. The upper thin portion of the medullary tube in the embryo; a layer of cells outside the epiblast in the embryo.

declination (dek-li-na'shun). Deflection of the vertical meridian of the eye to one or the other side in consequence of rotation of the eyeball in its anteroposterior axis; *negative d.* is when the upper

pole of the vertical diameter approaches the nose, *positive d.* is when it turns toward the temple.
dec'linator. A form of retractor by means of which certain parts are kept out of the way during an operation.

decline (de-klin'). 1. A chronic progressive disease. 2. The stage of subsidence of the symptoms of an acute disease. 3. The period of catabolism or involution, coincident with beginning old age.

declive (de-kli'v) [L. *declivis*, sloping downward.] [BNA.] Declivis, clivus monticuli, the posterior sloping portion of the monticulus of the vermis of the cerebellum.

declivis (de-kli'vis). Declive.

decoction (de-kok'shun) [see *decoctum*.] 1. The process of boiling. 2. Decoctum. Zim'mer-mann's d., see *Zimmermann*. Zitt'mann's d., a d. of sarsaparilla, see *Zittmann*.

decoctum, gen. *decocti*, pl. *decocta* [L. boiled down, from *de*, down, + *coquere*, to boil.] Decoction; the pharmacopœial name for preparations made by boiling crude vegetable drugs, and then straining, in the proportion of 50 gm. of the drug to 1000 c.c. of water, approximately 1½ drams to the ounce. There are no official decoctions in the U.S.P.; in the B.P. decoctions of aloes, of pomegranate root, and of hematoxylon are official. **d. acaciæ corticis** (B.A.), decoction of acacia bark; acacia bark 1, water 16; employed in diarrhea in doses of 5-2 (15.0-60.0), and locally as an astringent. **d. agropyri** (B.A.), decoction of agropyrum, or of triticum; agropyrum 1, water 20; dose 5-2 (15.0-60.0). **d. aloes compos'itum** (N.F.), compound decoction of aloes; extract of aloes 15, myrrh 11.3, saffron 11.3, potassium carbonate 7.5, extract of licorice 55, compound tincture of cardamom 400, water to make 1500; stimulant cathartic in doses of 5-1 (15.0-30.0). **d. aloes compos'itum** (Br.), compound decoction of aloes, dose, 5-2 (15.0-60.0). **d. cassampelli** (B.A.), decoction of cassampelos; 1 part in 8 of water; dose, 5-2 (15.0-30.0). **d. grana'ti radi'cis** (Br.), decoction of pomegranate root, strength of 4 ounces to the pint; dose 5-1 (15.0-30.0). **d. hæmatoxyl'i** (Br.), decoction of hematoxylon, logwood 50, cinnamon bark 8, water 1000; dose, 5-2 (15.0-60.0). **d. hygrophil'm** (B.A.), decoction of hygrophila; 1 part of the herb in 10 parts of water; dose 5-2 (30.0-60.0). **d. ispaghul'm** (B.A.), decoction of ispaghula; dose, 5-2 (15.0-60.0). **d. sappan'** (B.A.), decoction of sappan; sappan 1 ounce, cinnamon 30 grains, water 20 fluidounces; dose 5-2 (15.0-60.0).

decompensa'tion. A failure of compensation in heart disease.

decompress'ion. The removal of pressure. *cer'e-bral d.*, see under *cerebral*. *d. disease'*, *d. in'jury*, caisson disease.

deconges'tive. Having the property of reducing congestion.

decortica'tion [L. *de*, from, + *cortex* (*cortic-*), rind, bark.] Removal of the cortex, or external layer beneath the capsule from any organ or structure. *d. of the kid'ney*, decapsulation* of the kidney. *d. of the lung*, removal of the pleura, both pulmonary and costal, for the cure of chronic emphysema. *pul'monary d.*, Fowler's operation, pleurectomy.

decortiza'tion. Decortication.

decrepita'tion [L. *decrepitare*, to crackle.] The snapping of certain salts when heated.

decu'bital. Relating to a bed sore.

decu'bitus [L. *decumbere*, to lie down.] 1. The position of the patient in bed, as *dorsal d.*, *lateral d.* 2. A bed sore. *acute' d.*, a severe form of *d.* occurring in hemiplegia, of purely neurotrophic origin. *Andral's d.*, see *Andral*.

decurr'ent [L. *decurrere*, to run down.] 1. Extending downward; centrifugal. 2. In botany, noting a leaf prolonged along the stem below its point of insertion, as in the thistle.

decursus fibra'rum cerebra'lium. The running down of the cerebral fibers; noting the course of certain tracts in the brain.

decur'tate [L. *decurtare*, to cut short.] Shortened, cut short.

decuss'ate [L. *decussare*, to mark with an X.] 1. To cross. 2. Crossed like the arms of an X. 3. In botany, noting opposite pairs of leaves, projecting from the stem alternately at right angles with the contiguous pairs.

decussatio (de-kü-sa'shyo) [L.] Decussation. **d. bra'chii conjuncti'vi**, a crossing of the fiber tracts of the tegmenta, originating from the brachia conjunctiva, behind the red nucleus. **d. fontinalis**, fountain decussation, a mass of fibers between the red nuclei, arising from the cells of the nates or colliculus superior of the corpora quadrigemina and the central gray layer on either side; the fibers cross in the middle line and join the medial longitudinal fasciculus on the opposite side. **d. lemnisco'rum** [BNA], decussation of the lemniscus or fillet, sensory decussation of the medulla oblongata, an intercrossing of fibers in the median plane of the medulla or the dorsal aspect of the pyramids, immediately above the level of the decussation of the pyramids. **d. pyram'idum**, decussation of the pyramids, the intercrossing of the bundles of the crossed pyramidal tracts at the lower part of the medulla oblongata. **d. tegmento'rum**, decussation of the tegmenta, a crossing of the fiber tracts of the tegmenta lying nearest the median line in the region below the aqueduct where the tegmenta are united.

decussa'tion [L. *decussatio*.] 1. A crossing, especially of two nerve tracts; chiasm. 2. The point of crossing of two tracts. **d. of the fillet**, *decussatio lemniscorum*. **fountain d.**, *decussatio fontinalis*. **motor d.**, *decussatio pyramidum*. **optic d.**, *optic chiasm*. **pin'iform d.**, *decussatio lemniscorum*. **pyram'idal d.**, *decussatio pyramidum*. **sens'ory d.**, *decussatio lemniscorum*. **superior pyram'idal d.**, *decussatio lemniscorum*. **dedentition** (de-den-tish'un). Loss of teeth, especially the falling out of the teeth consequent upon senile atrophy of the alveoli.

dedolation (de-do-la'shun) [L. *dedolare*, to hew away.] A slicing wound made by a sharp instrument grazing the surface.

Deehan's typhoid reac'tion. A cutaneous test of typhoid fever similar to that of v. Pirquet in tuberculosis; the strength of the reagent is 4 billion typhoid bacilli in 1 c.c. of physiological salt solution.

deep [A.S. *deôp*.] Beneath the surface.

Deep Rock Spring, N. Y. Saline waters. Rheumatism, renal and cystic troubles.

Deetjen's bod'ies (dät'yen) (Hermann Deetjen, German physician, *1867.) Blood platelets.*

defatiga'tion [L. *defatigare*, to tire out.] Weariness, exhaustion, extreme fatigue.

defecation (def'e-ka'shun) [L. *defecare*, to remove the dregs, purify.] The discharge of excrement from the rectum.

defective (de-fek'tiv) [L. *defectivus*; *deficere*, to fail, to lack.] 1. Imperfect. 2. A person (a) lacking

in some physical quality, as one who is blind or a deaf-mute; or (b) a mental or moral degenerate.

defemination (de-fem-i-na'shun) [L. *de-*, away, *femina*, woman.] A weakening or loss of feminine characteristics.

defensive [L. *defendere*, to ward off.] Defending, preserving from injury. *d. protein*, an antibody.

deferens [L.] Ductus (or vas) deferens.

deferent [L. *deferre*, to carry down.] Efferent, carrying away. *d. canal*, *d. duct*, *vas deferens*, *ductus deferens*.

deferentectomy (def'e-ren-tek'to-mi) [L. (*ductus*) *deferens* + G. *ektomē*, excision.] Excision of the ductus deferens, vasectomy.

deferential (def-e-ren'shal). Relating to the ductus (or vas) deferens.

deferentitis (de-fer-en-ti'(te')tis). Inflammation of the ductus (vas) deferens.

deferred distribution (de-furd'). In life-insurance, a plan whereby the first apportionment of profits on the policy, the first dividend, is made at the end of a definite number of years—five, ten, or more.

deferred shoots (de-furd'). Shoots produced from buds which have remained dormant through one or more seasons.

deferves'cence [L. *defervesce*, to cease boiling.] Falling of an elevated temperature, abatement of fever.

defibrination (de-fi-brin-a'shun). Removal of fibrin from the blood after it has been drawn, in order to prevent clotting.

definite (def'i-nit). Noting a cymose inflorescence in which the oldest flower is at the apex of the axis in the center of a constant number of stamens.

definition (def-i-nish'un) [L. *definire*, to limit.] In optics, the power of a lens to give a distinct image.

deflec'tion [L. *deflectere*, to bend aside.] 1. A moving to one side. 2. The bending of the light rays toward an opaque body. *d. of complement*, deviation of complement, fixation of complement; union of complement with unattached interbodies or amboceptors, leaving without complement those amboceptors which are attached to the bacteria, so that the bacteria are still active and capable of elaborating toxins; see also Bordet* phenomenon, Bordet*-Gengou test, Neisser*-Wechsberg phenomenon, Wassermann's* test.

deflor'ation. Deflowering, depriving of virginity.

deflores'cence (de-flor-es'ens) [L. *deflorescere*, to fade, wither.] Disappearance of the eruption in scarlet fever or other of the exanthemata.

defl'u'vium [L. *defluere*, to flow down.] A falling of the hair.

defluxio (de-fluk'shyo) [L.] Defluxion. *d. capillorum*, a falling out of the hair of the head. *d. ciliorum*, a falling out of the eyelashes.

defl'u'ction [L. *defluere*, to flow down.] 1. A falling down or out, as of the hair. 2. A flowing down or discharge of fluid. 3. Congestion, flow of blood to a part.

defor'mation [L. *de-*, away, + *forma*, form.] 1. A change of form from the normal. 2. A deformity. **defor'ming**. Causing a deviation from the normal form.

defor'mity. A deviation from the normal shape or size, resulting in disfigurement. *gun'stock d.*, a d. resulting from condylar fracture at the elbow in which the axis of the extended forearm is not continuous with that of the arm but is displaced to one side.

dysfunctionalization (de-fung'shun-al-i-za'shun) Loss of function; causing a loss of function.

defurfuration (de-fur''fu-ra'shun) [L. *furfur*, bran.] Branny desquamation, the shedding of the epidermis in the form of fine scales.

deganglionate (de-gang'gli-on-ät). To deprive of ganglia.

degen'eracy [L. *de*, from, + *genus*(*gener-*), race.] A condition marked by deterioration of the mental or physical processes.

degen'erate [L. *degenerare*, to degenerate.] 1. To pass to a lower level of mental or physical qualities; to fall below the normal type or state. 2. Below the normal; that has fallen to a lower level. 3. A person whose moral characteristics are below those of his race and generation. *inferior d.*, one who has the characteristics of degeneracy combined with a weak mentality. *superior d.*, one who has the characteristics of degeneracy combined with high mental gifts or even genius.

degeneratio (de-jen-er-a'shyo) [L. *de*, from, + *genus*, race.] Degeneration. *d. micans* [L. *micare*, to glitter], the formation of glistening hyaline masses from degenerating glia cells.

degenera'tion [L. *de*, from, + *genus*, race.] 1. Deterioration, sinking from a higher to a lower level of type. 2. A worsening of physical or mental qualities. 3. A retrogressive pathological change in cells or tissues in consequence of which the functioning power is lost and the living substance becomes converted into an inert mass. *adipose d.*, fatty d. *adiposogen'ital d.*, dystrophia adiposogenitalis. *albu'minoid d.*, cloudy* swelling. *albu'minous d.*, amyloid d. *am'yloid d.*, a retrogressive conversion of certain of the connective-tissue elements into a translucent, homogeneous substance, called by Kekulé lardacein. *angio-lith'ic d.*, calcareous degeneration of the walls of the blood-vessels. *ascend'ing d.*, centripetal Wallerian d. *athero'matous d.*, atheroma. *ba'cony d.*, amyloid d. *basophil'ic d.*, basophilia (2). *calca'reous d.*, calcification. *ca'ceous d.*, caseation. *chee'sy d.*, caseation. *colloid d.*, a degeneration similar to mucoid, in which the material is inspissated and has a concentric structure. *descend'ing d.*, centrifugal Wallerian d. *earth'y d.*, calcification. *fat'ty d.*, a retrogressive change associated with the appearance of granules or globules of fat in the cytoplasm, formed therein and not deposited from without. *f'brinous d.*, a deposit of fibrin within cells becoming necrotic. *f'broid d.*, *f'brous d.*, sclerosis, displacement of the normal tissues by fibrous tissue. *glass'y d.*, hyaline d. *gran'ular d.*, basophilia (2). *gray d.*, d. of the white substance of the spinal cord the fibers of which lose their medullary sheath and become darker in color. *hyaline d.*, a retrogressive change in the supporting connective-tissue fibrils of the coats of the arterioles, especially the inner, marked by swelling and fusion of the fibrils, forming a clear, translucent, structureless mass; it resembles, but is distinct from, amyloid degeneration, the staining reactions of the two being different. *hy'aloid d.*, amyloid d. *hydrop'ic d.*, a condition in which the cell absorbs water to such a degree that it bursts; this change occurring in a number of cells, results in the formation of a vesicle. *lar'da'-ceous d.*, amyloid d. *mu'cinoid d.*, a term suggested by Greenfield and Lyon to include both mucoid and colloid d., the essential cellular changes in both being similar, the only difference being that in colloid d., the substance is firmer and more inspissated than in mucoid d., in which it is thin and jelly-like. *mu'cold d.*, a regressive change in the mucus-secreting cells, or a patho-

logical exaggeration of normal mucus-secretion, in which the cells undergo a change similar to cloudy swelling with deposits of mucoid material in and between the cells; also a conversion of any of the connective tissues into a gelatinous or mucoid substance. **myelin'ic d.**, a deposit of lecithin and myelinic bodies in the cells, in phosphorus poisoning and autolysis; this deposit precedes the appearance of fatty globules and is accompanied by disintegration of the nucleus and a discharge of nuclear chromatin into the cytoplasm. **myxo'matous d.**, a form of mucoid degeneration occurring in myxedema and in various inflammatory conditions, as in the mucous polypi growing from mucous membranes. **Nissl d.**, see *Nissl*. **parenchy'matous d.**, cloudy swelling. **pol'yipoid d.**, the formation of numerous rather large thick papilliform projections from the mucous membrane. **react'ion of d.**, the electrical r. in a degenerated nerve and the muscles supplied by it; it consists in absence of response to both galvanic and faradic stimulus in the nerve and to faradic stimulus in the muscles. **red d.**, a necrotic change not infrequently occurring in uterine fibroids during pregnancy, marked by softening and a deep red or mahogany coloration. **sec'ondary d.**, degeneration of a nerve, affecting always the end which is cut off from its trophic center. **sen'ile d.**, the process of involution occurring in old age. **vac'uo-lar d.**, a form of d. resembling the hydropic, but in lesser degree, in which there is a formation of vacuoles in the cells. **Waller'ian d.**, secondary d. following division, compression, or other injury of a nerve. **waxy d.**, amyloid d. **Zen'ker's d.**, waxy or amyloid d. in muscular tissue during an acute pyrexia.

degen'erative. Relating to degeneration.

deglutition (dē-glu-tish'un) [*L. deglutire*, to swallow.] Swallowing.

deglu'titive. Relating to deglutition.

degrease (de-grēs'). To remove fatty matter or grease.

degree [Fr. *degré*; *L. gradus*, a step.] 1. A rank conferred by colleges and universities in recognition of the completion of a certain course of study or as a mark of honor. The most common medical degrees are *Chirurgiæ Magister* (C.M.), master in surgery; *Medicinæ Bachelor* (M.B.), bachelor of medicine; *Medicinæ Doctor* (M.D.), doctor of medicine. 2. One of the divisions on the scale of a thermometer, barometer, etc.

degusta'tion [*L. degustare*, to taste.] The sense of taste; tasting.

dehæmatize, dehematize (de-hem'ā-tiz). To deprive of blood, either locally by pressure or generally by bleeding.

Dehio's test (da'he-o) [Karl Konstantinovitch Dehio, Russian physician, *1851.] If an injection of atropine relieves bradycardia the condition is due to irritation of the vagus; if it does not, the condition is due to an affection of the cardiac musculature.

dehis'cence [*L. dehiscere*, to gape.] A splitting or bursting open.

dehiscent (de-his'ent). In botany, marked by dehiscence.

dehumaniza'tion. Loss of human characteristics; brutalization.

dehy'drate [*L. de*, from, + *G. hydōr* (*hydr-*), water.] 1. To extract water from. 2. To lose water.

dehydra'tion. 1. Depriving of water. 2. Losing water.

dehy'drogenize. To remove hydrogen from a compound.

dehype'notize. To bring out of the hypnotic state.

deit'erospinal tract (di'ter-o-spi'nal). Fibers leading from Deiters' nucleus into the spinal cord.

Deiters' cells (di'ters) [Otto Friedrich Karl Deiters, German anatomist, 1834-1863.] 1. Supporting cells in the organ of Corti, attached to the basilar membrane and receiving between their free extremities the hair-cells, or cells of Corti of the outer row. 2. Astrocytes or spider-cells of the neuroglia. 3. Nerve-cells of the first type, the neuraxons of which become the axis-cylinders of nerve-fibers. **D.'s nu'cleus**, the lateral vestibular nucleus, lying to the mesial side of the restiform body in the pons. **D.'s phalan'ges**, D.'s cells (1). **D.'s proc'ess**, the axis-cylinder process or neuraxon.* **D.'s ter'minal frames**, plate-like structures in the organ of Corti uniting D.'s cells (1) with Hensen's cells.

dejecta (de-jek'tah) [*L. dejicere*, to throw down.] The matter passed from the bowel, feces; excrementitious material in general.

dejection (de-jek'shun). 1. Melancholy, mental depression. 2. Matter passed from the bowels.

3. The passage of matter from the bowels, defecation.

Déjerine's disease' (da-zhē-rēn') [Joseph Jules Déjerine, Parisian neurologist, *1840.] Interstitial neuritis of infancy, causing muscular atrophy. **D.'s periph'eral neuro'tes**, multiple neuritis with ataxia.

Déjerine-Landouzy type. See *Landouzy*.

delacerate (de-las'er-āt). To tear, to lacerate badly.

delacryma'tion. Lacrymation, excessive secretion of tears.

delacta'tion. Weaning.

Del'afeld's hematoxylin [Francis Delafeld, New York physician and pathologist, *1841.] A stain for histological specimens; hematoxylin 4, ammonium-alum 52, absolute alcohol 25, methyl alcohol 100, glycerin 100, water 400.

delamina'tion. A division into laminae, specifically the division of the blastoderm into two layers, epiblast and hypoblast.

deleterious (de-le-te'ri-us) [*G. deleterios*.] Injurious, noxious, harmful.

Del'hi boil, Del'hi sore [*Delhi*, a city in the Punjab, British India.] Oriental boil.*

del'icate [*L. delicatus*, soft, luxurious.] Of feeble resisting power.

deligation (de-li-ga'shun) [*L. deligare*, to tie together.] Ligation, the application of a ligature.

delimita'tion [*L. delimitare*, to mark the limits.] Putting bounds or limits, marking off; preventing the spread of a morbid process in the body or of a disease in the community.

delinquent (de-lin'kwent) [*L. delinquere*, to fail.] One who has a tendency to the commission of criminal acts.

deliquesce (del-i-kwes') [*L. deliquescere*, to melt away.] To become damp or liquid by absorbing water from the atmosphere, said of certain salts.

deliquescence (del'i-kwes'ens). The process of deliquescing.

deliquescent. Noting a solid substance which readily absorbs water from the air, becoming damp or liquid.

deliquium (de-l'kwī-um) [*L. de*, down, + *liquere*, to melt.] 1. Deliquescence. 2. [*L. deliquere*, to fail.] A faint, syncope. **d. an'imi**, syncope.

deliriant. 1. Causing delirium. 2. A toxic agent which produces delirium. 3. One who is delirious.

delirifacient (de-lir-i-fa'shent) [L. *delirium* + *facere*, to make.] 1. Causing delirium, deliriant. 2. A deliriant (2).

delirious. In a state of delirium.

delir'ium [L. *delirare*, to be crazy.] A condition of extreme mental, and usually motor, excitement, marked by a rapid succession of confused and unconnected ideas, often with illusions and hallucinations. **active d.**, **d.** accompanied by motor excitement. **acute' d.**, **grave d.** **anx'ious d.**, a condition of mild psychomotor disturbance in which the prominent note is a sort of incoherent apprehension or anxiety. **collapse' d.**, one caused by extreme physical depression induced by a shock, profuse hemorrhage, exhausting labor, etc. **d. alcohol'icum**, **d. tremens**. **d. ambitio'sum**, **d. grandiosum**. **d. cord'is**, extreme irregularity in rhythm and force of the heart's action. **d. grandio'sum**, **d. of grandeur**, **d. in which the subject is filled with ideas of his own importance, wealth, or power**. **d. mus'sitans** [L. *musitare*, to mutter], muttering **d.**, a form common in low fevers in which the subject is unconscious, but constantly mutters incoherently. **d. of persecu'tion**, **d. in which the subject has the delusion that he is being persecuted**. **d. si'ne delir'io** [delirium without delirium], an abortive form of delirium tremens, in which all the symptoms of tremor, precordial distress, dyspepsia, anxiety, restlessness, and sweating are present, but in which mental confusion and hallucinations do not supervene. **d. tre'mens** [L. *tremere*, to dread], a form of acute insanity due to alcoholic poisoning, marked by sweating, tremor, atonic dyspepsia, restlessness, anxiety, precordial distress, mental confusion, and hallucinations. **d. vesan'icum** [L. *vesania*, insanity], insanity. **grave d.**, **acute d.**, a very pronounced and severe form of **d.** usually prefiging the death of the patient. **low d.**, a form in which there is little excitement, either mental or motor, the ideas being confused and incoherent, but following each other slowly. **se'nile d.**, the mental feebleness of extreme old age; **dotage**. **tox'ic d.**, **d. caused by the action of some poison**. **traumatic d.**, **d. following a severe injury**.

delitescence (del-i-tes'ens) [L. *delitescere*, to lie hidden.] 1. The sudden subsidence of symptoms; disappearance of a tumor or a cutaneous lesion. 2. Period of incubation of an infectious disease.

deliv'er [L. *deliberare*, to set free.] 1. To assist a woman in childbirth. 2. To extract from an enclosed place, as the child from the womb, a tumor from its capsule or surroundings, the crystalline lens in case of cataract, etc.

deliv'ery. 1. The passage of the child through the genital canal into the external world. 2. The final removal of the lens in cataract extraction. **post-mor'tem d.**, the extraction of the fetus after the death of its mother. **premature' d.**, the expulsion of a viable fetus, *i.e.* after the beginning of the seventh month.

della (del'eh). The central, lighter colored portion of the erythrocyte in a stained blood specimen.

deltomorphous [G. *dêlos*, manifest, + *morphe*, form.] Of definite form and shape.

Delore's meth'od (dê-lôr') [Xavier Delore, French physician, *1828.] The treatment of knock-knee by forcible manual correction and subsequent incising in a plaster-of-Paris splint.

Delpech's ab'scess (del-pesh') [Jacques Mathieu *Delpech*, French surgeon, 1777-1832.] An abscess appearing suddenly with but slight inflammatory symptoms, accompanied by marked adynamia.

del'phinine. An alkaloid, $C_{22}H_{28}NO_6$, from staphisagria, occurring in the form of white soluble crystals; employed in neuralgia, palpitation, and chronic rheumatism in doses of gr. $\frac{1}{80}$ - $\frac{1}{30}$ (0.001-0.002), and externally, in 1 or 2 per cent. ointment, in pediculosis.

Delphin'ium [G. *delphinion*, larkspur.] A genus of plants of the order *Ranunculaceae*. **D. consol'ida**, delphinium, larkspur, the seeds of which have properties similar to those of stavesacre. **D. staphisa'gria**, stavesacre, staphisagria.*

del'ta [name of the Greek letter Δ, corresponding to the Roman D.] In anatomy, a triangular surface. **d. for'nice**, **lyra**, commissura* hippocampi. **d. mesoscap'ula**, the flat triangular surface at the vertebral extremity of the spine of the scapula over which glides the tendon for the lower fibers of the trapezius muscle. **d. rays**, secondary electrons of slow speed which are produced when alpha particles strike matter, whether solid, liquid, or gaseous. **Galt'on's d.**, see *Gallon*.

del'toid [G. *deltia*, the letter Δ, + *eidos*, resemblance.] Resembling the Greek letter Δ; relating to the deltoid muscle. **d. em'innence**, **d. impres'sion**, tuberositas deltoidea. **d. lig'ament**, ligamentum deltoideum. **d. muscle**, musculus deltoideus. **d. spine**, **d. tu'bercle**, a tubercle at the inner end of the anterior border of the clavicle, at the beginning of the **d. impression**.

deltoid'ous (del-to-id'e-us). The deltoid muscle, musculus* deltoideus.

de lunat'ico inquiren'do [L. as to inquiring regarding a lunatic.] The title of a writ appointing a commission to examine a person as to his mental state.

delusion (de-lu'zhun) [L. *deludere*, to deceive.] An immovable illusion or hallucination, a false belief or wrong judgment. **d. of nega'tion**, a depressive delusion in which the victim imagines the world and all that relates to it have ceased to exist. **depress'ive d.**, one connected with sad or distressing ideas. **expan'sive d.**, one connected with ideas of grandeur. **per'secutory d.**, a false notion that one is being persecuted. **sys'tematized d.**, a **d.** which is logically founded upon a false premise. **unsys'tematized d.**, one of a group of disconnected illogical delusions.

delu'sional. Relating to a delusion or delusions.

demagnetize (de-mag'ne-tiz). 1. Dehypnotize, demeritize. 2. To take away or destroy magnetism.

demarca'tion [L. *de*, off, + *marcare*, to mark.] A setting of limits, determining a boundary. **Line of d.**, a zone of inflammatory reaction separating a gangrenous area from healthy tissue. **sur'face d.**, the line between paralyzed and functioning muscle.

Demarquay's symp'tom (dê-mar-ka') [Jean Nicolas *Demarquay*, French surgeon, 1811-1875.] Absence of elevation of the larynx during deglutition, said to indicate syphilitic induration of the trachea.

dement'. 1. Suffering from dementia, demented. 2. One who is demented.

dement'ed. Dement, suffering from dementia or loss of reason.

dementia (de-men'shyah) [L. *de*, priv. + *mens*, mind.] Insanity characterized by more or less complete abolition of the mental faculties of

reason, memory, etc. *acute' d.*, primary *d. cataton'ic d.*, catatonia (2). *chron'ic d.*, (1) secondary *d.*; (2) *d.* of unfavorable prognosis. *cu'rab'le d.*, *amentia*, acute *d. d. paraly'tica*, paralytic dementia, general paresis.* *d. parano'id'es*, a disease beginning in early life with paranoid symptoms and terminating in dementia. *d. præ'cox* [L. precocious], a disease characterized by progressive mental weakness tending to dementia, occurring in adolescents or young adults. *hebephren'ic d.*, the simple and more quiet form of *d. præ'cox*, beginning with marked irritability and psychasthenia, followed by a stage of moderate maniacal excitement, which is succeeded by complete dementia. *pri'mary d.*, *amentia*, a form of acute *d.* occurring usually in the young, and often of favorable prognosis. *sec'ondary d.*, chronic *d.* following mania or melancholia, of unfavorable prognosis. *se'nile d.*, progressive mental deterioration with loss of memory, especially for recent events, and occasional intercurrent attacks of excitement, occurring in the aged. *ter'minal d.*, secondary *d. tox'ic d.*, *d.* occurring in the victim of a drug habit.

dement'ing. Tending to dementia.

demi- [Fr.; L. *dimidius*, half.] Semi-, hemi-, a prefix denoting half.

demigauntlet (dem'i-gawnt'let). A glove-like bandage for the fingers and hand.

demilune (dem'i-lûn) [Fr. half-moon.] 1. The malarial crescent. 2. A crescentic cell; see *Adamkiewicz*, *Heidenhain*, and *Gianuzzi*. *d. body*, a circular body of extreme transparency except for a crescentic punctate substance on one edge which contains hemoglobin; the body is much larger than a red cell but is thought possibly to be a degenerated red cell swollen by imbibition; it has been found in malaria and in convalescence from typhoid fever; the transparent portion is called the glass-body.

dem'imonstros'ity. A monstrosity in which the malformation is not so extreme as to render life impossible.

dem'inalization (de-min'er-al-i-za'shun). A loss or decrease of the animal constituents of the body or individual tissues. *coeff'ient of d.*, the proportion of mineral compounds to the total dry residue of the urine; the average is 30 per cent.

dem'ipenn'iform. Demipectinate, penniform on one side only, noting certain muscles with fibers running at an acute angle from one side of a tendon.

demise (de-miz') [Fr. *démise*; L. *dimittere*, to resign.] Death.

Demme's bacill'us (dem'meh). A gram-positive bacillus with rounded ends, producing in guinea-pigs an eruption resembling erythema nodosum.

Demodex folliculorum (de'mo-deks fol-lik'u-lo-rum) [G. *demos*, tallow, + *dêx*, a wood-worm.] A minute parasite inhabiting the hair-follicles and ducts of the sebaceous glands; it seldom causes any irritation.

demography [G. *dêmos*, the people, + *graphô*, I write.] The science of statistics relating to man in general—vital statistics, comparative statistics of race, occupation, habitation, etc., in their relation to sickness and health, and to human progress.

dem'niac [G. *daimôn*, a spirit.] 1. Frenzied. 2. One said to be possessed of evil spirits, a lunatic.

demonomania (de'mon-o-ma'ni-ah) [G. *daimôn*, a spirit, + *mania*, frenzy.] Demonomania, an insane belief that one is possessed of devils.

demonop'athy [G. *daimôn*, a spirit, + *pathos*, suffering.] Demonomania.

demonoph'o'bia [G. *daimôn*, a spirit, + *phobos*, fear.] A fear of ghosts.

dem'onstrator [L. *demonstrare*, to point out.] 1. An assistant to a professor of anatomy, surgery, etc., who prepares for the lecture by dissections, collection of patients, etc., or who instructs small classes supplementary to the regular lectures; a demonstrator corresponds in a general way to the Dozent of a German university. 2. The index-finger (obsolete).

De Mor'gan's spots [Campbell *De Morgan*, English physician, 1811-1876.] Reddish spots on the skin, sometimes observed in cases of cancer.

demon'phization (de-mor-fin-i-za'shun). 1. Removal of morphine from an opiate. 2. The gradual withdrawal of morphine as a method of cure of the morphine habit.

Demours's mem'brane (dê-moor') [Pierre *Demours*, French oculist, 1702-1795.] Descemet's* membrane.

demul'cent [L. *demulcere*, to smooth down.] Soothing, relieving irritation. 2. An agent, such as a mucilage or oil, which soothes and relieves irritation, especially of the mucous surfaces.

denar'cotize. To remove narcotin from an opiate; to deprive of narcotic properties.

denatured (de-na'churd). Made unnatural, changed from the normal in any of its characteristics. *d. alcohol*, alcohol* denaturatum.

dendrax'on, dendrax'one [G. *dendron*, tree, + *axis*, axis.] Neuropodium, the terminal arborization of the neuraxon of a nerve-cell of the second type, or of Golgi.

den'dric. Relating to a dendron, noting a neuros with branching processes.

den'driform [G. *dendron*, tree, + L. *forma*, form.] Tree-shaped, branching, dendroid.

dendrite (den'drit) [G. *dendritês*, relating to a tree.] One of the branching protoplasmic processes of the nerve-cell, dendron.

dendrit'ic. 1. Arborescent, dendriform. 2. Relating to the dendrites or protoplasmic processes of the nerve-cells. *d. calculus*, a renal stone moulded to the shape of the pelvis and calyces. *d. stone*, *d. calculus*.

den'droid [G. *dendron*, tree, + *ëidos*, appearance.] Tree-like, dendriform, arborescent, branching.

den'dron [G. a tree.] Dendrite, one of the branching processes of a neuron.

Denecke's spir'ilum (den'ê-keh) [*Denecke*, German bacteriologist, contemporary.] See under spirillum.

dengue (den'ga) [Sp. a corruption of "dandy" fever] Breakbone fever, dandy fever; a disease of tropical and subtropical regions, occurring epidemically, and marked by intense aching in the head, muscles, and joints, and fever; there are usually two paroxysms, separated by a quiescent interval, in the first of which there is an erythematous rash, in the second a roseola; the disease is thought to be due to a protozoan parasite transmitted by a mosquito of the genus *Culex*.

denid'a'tion [L. *de*, from, + *nidus*, nest.] The exfoliation of the superficial portion of the mucous membrane of the uterus; stripping off of the menstrual decidua.

Denigès' test (dê-ne-zheh') [Georges *Denigès*, French biological chemist, *1859.] For uric acid: to the suspected substance nitric acid is added and then a little sulphuric acid and commercial benzene; the presence of uric acid (changed by the nitric acid to alloxan) is indicated by a blue color

Den'man's sponta'neous evolu'tion [Thomas Denman, English obstetrician, 1733-1815.] A mode of spontaneous version occurring at or just above the brim in some cases of transverse presentation.

Demonvillier'saponeuro'sis (dē-nawñ-vēl-ya') [Charles Pierre Demonvillier, Paris surgeon, 1808-1872.] Rectovesical fascia, Tyrrell's fascia, an ill-defined fibromuscular layer extending from the posterior border of the superior leaflet of the middle aponeurosis of the perineum, behind the prostate. **D.'s meth'od**, closing of an artificial anus by suture of the mucous membrane strengthened by a portion of the muscularis.

dens [L.] 1. Tooth. 2. [BNA] The odontoid process, a strong tooth-like process projecting upward from the body of the epistropheus, or axis, around which the atlas rotates. **d. bicuspidus** (pl. *dentēs bicuspidi*), bicuspid tooth, d. premolaris [BNA]. **d. caninus** (pl. *dentēs canini*) [BNA], canine tooth, having a crown of thick, conical shape and a long, slightly flattened conical root; there are two canine teeth in each jaw, one on either side between the incisors and the premolars, in both the deciduous and the permanent dentures. **d. cuspidatus** (pl. *dentēs cuspidati*), d. caninus. **d. deciduus** (pl. *dentēs decidui*) [BNA], first tooth, milk tooth, one of the twenty teeth belonging to the first or deciduous denture; the eruption of the milk teeth begins from the fifth to the seventh month and is usually completed about the end of the second year. **d. incisivus** (pl. *dentēs incisivi*) [BNA], incisor tooth, having a chisel-shaped crown and a single conical tapering root; there are four incisor teeth in the anterior part of each jaw, in both the deciduous and the permanent dentures. **d. molaris** (pl. *dentēs molares*) [BNA], molar tooth, grinder, or multicuspidate; having a somewhat quadrangular crown with four or five tubercles or cusps on the grinding surface; the root is bifid in the lower jaw but has three conical fangs in the upper jaw; there are six molars in each jaw, three on either side behind the premolars; in the deciduous denture there are but four molars in each jaw. **d. multicuspidus** (pl. *dentēs multicuspidi*), d. molaris. **d. permanens** (pl. *dentēs permanentes*) [BNA], one of the thirty-two teeth belonging to the second or permanent denture; the eruption of the permanent teeth begins from the fifth to the seventh year and is not completed until the eighteenth to twenty-fifth year when the last of the wisdom teeth appears. **d. premolaris** (pl. *dentēs premolares*) [BNA], premolar tooth, bicuspid, having a crown flattened from before backward with two tubercles or cusps on the grinding surface, and a flattened root, single in the lower jaw, bifid or furrowed in the upper jaw; there are four premolars in each jaw, two on either side between the canine and the molars; there are no premolars in the deciduous denture. **d. sapientie** [L. *sapientia*, wisdom], d. serotinus. **d. serotinus** (pl. *dentēs serotini*) [BNA], late tooth, wisdom tooth, the third molar tooth on each side in each jaw; the wisdom teeth erupt late, from the eighteenth to the twenty-fifth year, and often decay early; the root fangs are often fused, the separation being marked only by grooves.

densimeter (den-sim'e-tur) [L. *densus*, thick, + G. *metron*, measure.] An instrument for measuring the density of a fluid, that is, for ascertaining its specific gravity.

dens'ity [L. *densus*, thick.] 1. The compactness of

a substance, the amount of it in a given unit of space. 2. The quantity of electricity on a given surface or in a given time per unit of volume.

dentag'ra [L. *dens*(*dent*-), teeth; + G. *agra*, seizure.] 1. Toothache. 2. Tooth-forceps.

den'tal. 1. Relating to the teeth. 2. One of the consonants, *t*, *d*, *n*, which are formed with the tongue against the upper incisor teeth. **d. for'mula**, a statement in tabular form of the number of each kind of teeth in the jaw; the dental formula for man is, for the milk teeth: $i. \frac{2-2}{2-2}$, $c. \frac{1-1}{1-1}$, $m. \frac{2-2}{2-2} = 20$; for the permanent teeth:

$i. \frac{2-2}{2-2}$, $c. \frac{1-1}{1-1}$, $pm. \frac{2-2}{2-2}$, $m. \frac{3-3}{3-3} = 32$. **d. groove**,

a depression along the border of the jaw in the embryo. **d. in'dex**, the ratio of the dental length, or space occupied by the premolar and molar teeth, to the length of the basinal line; the formula is: $\frac{\text{dental length} \times 100}{\text{length of basinal line}} = \text{dental index}$.

d. length, the distance along the alveolar border between the anterior surface of the first premolar and the posterior surface of the third molar tooth in the upper jaw, *i.e.* the space occupied by the molar and premolar teeth. **d. osteo'ma**, a small tumor arising from the cementum of a tooth. **d. papill'a**, dental papilla, enamel* organ. **d. ridge**, the prominent border of the d. groove. **d. sheath**, dental* sheath. **d. shell**, an invagination of the d. ridge covering the d. papillæ.

dental'gia [L. *dens*(*dent*-), tooth, + *algos*, pain.] Odontalgia.

den'taphone. Dentiphone.

dentata (den-tah'tah) [L. fem. of *dentatus*, toothed.] Vertebr* dentata.

den'tate [L. *dentatus*, toothed.] Notched, toothed, coggled.

dentatum (den-tah'tum) [L. neut. of *dentatus*, toothed.] Nucleus dentatus.

den'tes [pl. L. *dens*, tooth.] Teeth.

denticulate, denticulated [L. *denticulus*, a small tooth.] 1. Finely dentated, notched, or serrated. 2. Having small teeth.

dent'iform [L. *dens*(*dent*-), tooth, + *forma*, form.] Tooth-shaped, pegged, odontoid.

dentifrice (den-ti-fris) [L. *dens*(*dent*-), tooth, + *fricare*, to rub.] A tooth-powder, tooth-paste, tooth-wash; any preparation used in the cleansing of the teeth.

dentigerous (den-tij'er-us) [L. *dens*(*dent*-), tooth, + *gerere*, to bear.] Having or containing teeth, as a *dentigerous cyst*.

dentil'bial [L. *dens*, tooth, + *labium*, lip.] Relating to the teeth and lips.

dentilingual (den-ti-ling'gwal) [L. *dens*, tooth, + *lingua*, tongue.] Relating to the teeth and tongue.

den'tinal. Relating to dentine. **d. s'bers**, the processes of the cells of the pulp of a tooth, contained in the d. tubules. **d. sheath**, Neumann's sheath; a layer of tissue very resistant to the action of acids, which forms the walls of the d. tubules. **d. tu'bules**, canaliculi dentales, minute, wavy, branching tubes or canals in the dentine; they contain the d. fibers.

dental'gia [G. *algos*, pain.] Pain or tenderness in the dentine.

dentine (den'tēn) [L. *dens*, tooth.] The substance proper of a tooth, substantia* eburnea.

dentinifica'tion. The formation of dentine. **dentinitis** (den-tin-i('e')tis). Inflammation of the dentine.

dentinoid [G. *eidōs*, resembling.] 1. Resembling dentine. 2. A small tumor arising from the dentine of a tooth.

dentino'teoid [dentine + G. *osteōn*, bone, + *eidōs*, resemblance.] Dentinoid (2).

dentiphone (den'tī-fōn) [L. *dens*(dent-), tooth, + G. *phōnē*, sound.] A device for hearing by bone conduction; a fan-like piece of gutta-percha or tin which is held against the upper teeth, receiving the sound waves and transmitting them through the bones of the head to the receiving apparatus of the ears; dentaphone, auriphone, audiphone.

dent'ist. A dental surgeon; one who treats diseases of the teeth.

dent'istry. Dental surgery; the science of the prevention and treatment of diseases of the teeth.

dentition (den-tish'un). 1. Eruption of the teeth. 2. The number, shape, and arrangement of the teeth characteristic of the genus or species. 3. Denture (1). **pri'mary d.**, the first d., the eruption of the milk teeth; it begins usually between the sixth and the eighth months and is completed between the twenty-eighth and the thirty-second months, or about the age of two and one-half years. **sec'ondary d.**, the eruption of the permanent teeth; it begins usually about the sixth year and is completed by the fifteenth year, except for the four posterior molars, or wisdom teeth, which do not erupt until between the eighteenth and the twenty-fifth years. **ter'tiary d.**, a third and imperfect eruption of teeth, occurring very rarely as an anomaly in adult life or even in beginning old age.

den'toid [L. *dens*(dent-), tooth, + *eidōs*, resemblance.] Odontoid, dentiform.

dentoliva (dent'ō-le'vah) [L. *dens*(dent-), tooth + *oliva*, olive.] Olivary body, oliva.

denture (den'chūr) [Fr. from L. *dens*, tooth.] 1. The thirty-two permanent teeth, or the twenty deciduous teeth, taken together or forming a set. 2. A set of artificial teeth. **full d.**, a complete set of teeth, natural or artificial, in both jaws. **par'tial d.**, a set of two or more artificial teeth in one or both jaws.

Denucé's lig'ament (dē-nū-sa') [Maurice Denucé, Bordeaux surgeon, *1859.] A quadrilateral fibrous band forming part of the capsule of the superior radioulnar articulation, extending from the inferior border of the sigmoid cavity to the internal border of the neck of the radius.

denucleated (de-nū'kle-a-ted). Deprived of a nucleus.

denuda'tion. Depriving of a covering or protecting layer.

denutrition (de-nu-trish'un). Want or failure of nutrition.

Denys's tuber'culin (den-ēs') [G. Denys, Belgian physician, contemporary.] A filtrate through porcelain of a bouillon culture of human tubercle bacilli; bouillon filtré, B.F.; see *tuberculin*.

Denys-Leclaf phenom'enon (den-ēs-lē-klaf') [G. Denys; Leclaf, Belgian physicians, contemporary.] Phagocytosis occurring in the test-tube upon mixing leucocytes, microorganisms, and the immune serum belonging to them.

deobstruent (de-ob'stru-ent) [L. *de*-priv. + *obstruere*, to obstruct.] 1. Relieving or removing obstruction. 2. An agent which removes an obstruction to secretion or excretion; resolvent.

den'derant [L. *de*-priv. + *odorare*, to smell.] 1. Removing a smell, especially an unpleasant smell. 2. An agent which destroys odors, es-

deodorize (de-o'dor-iz). To free from odor, especially from an unpleasant odor.

deodorizer. A substance which converts the odoriferous products of decomposition into inodorous compounds, usually by a process of oxidation.

deontol'ogy [G. *deon*(deont-), something obligatory, + *-logia*.] Ethics; in medicine the science of the duties and rights of the practitioner in relation to his colleagues and to his patients.

deopp'iative [L. *de*-priv. + *oppilare*, to stop up.] Removing obstructions, deobstruent.

deorsum (de-or'sum) [L.] Downward, turning downward.

deor'sumduc'tion [L. *deorsum*, downward, + *ducere*, to lead.] Bending or turning downward.

deorsumvergence (de-or'sum-vur'jens) [L. *deorsum*, downward, + *vergere*, to incline, bend.] Bending or inclining downward, deorsumduction.

deor'sumver'sion [L. *deorsum*, downward, + *vertere*, to turn.] Deorsumduction, deorsumvergence.

deossifica'tion [L. *de*-priv. + *os*, bone, + *facere*, to make.] Removal of the mineral constituents of bone.

deoxida'tion. Depriving a chemical compound of its oxygen.

deor'idize. To remove oxygen from its chemical combination.

deoxygena'tion. Removing oxygen, depriving of oxygen.

deo'zonize. To deprive of ozone.

depancreatize (de-pan'kre-a-tiz). To remove the pancreas by operation.

depersonaliza'tion. Amnesia in relation to a part of the body; loss of the sense of personal ownership in a limb or other part.

dephlogisticate (de-flo-jis'tī-kāt) [L. *de*-priv. + G. *phlogizō*, I set on fire, inflame.] To subdue inflammation.

depigmenta'tion. Depriving of pigment.

dep'ilate [L. *depilare*, to deprive of hair.] To pull out or otherwise remove the hair of a part.

depila'tion. Removal of hair.

depil'atory. Decalvant. 1. Having the property of removing hair; relating to depilation. 2. An agent which causes the falling out of hair.

deplete (de-plēt') [L. *de*-priv. + *plere*, to fill.] 1. To remove, empty; to cause evacuations. 2. To reduce the strength.

depletion (de-plē'shun). 1. The removal of accumulated fluids or solids. 2. A reduced state of strength from too free discharges.

depluma'tion [L. *deplumare*, to pull out feathers.] Fading out of the eyelashes.

depolariza'tion. The destruction, neutralization, or change in direction of polarity.

depo'larize. To deprive of polarity.

depo'larizer. A substance absorbing the liberated gases in an electric battery and so preventing polarization.

depos'it [L. *depositum*; *deponere*, to lay down.] A sediment, precipitate. **brick-dust d.**, a sediment of urates in the urine.

depravation (de-pru-va'shun) [L. *depravare*, to corrupt.] Deterioration, perversion.

depraved'. Deteriorated, perverted, corrupt.

depress'ant [L. *depressus*; *deprimere*, to press down.] 1. Lowering the vital tone; reducing functional activity. 2. An agent which lowers nervous or functional activity, a sedative.

depressed (de-prést'). 1. Flattened from above downward. 2. Below the normal level or the level of the surrounding parts. 3. Below the normal functional level. 4. Dejected, lowered in

spirits. d. frac'ture, fracture of the skull with sinking of a fragment below the level of the surrounding parts.

depress'ing. Couching.

depression (de-pres'h'un). 1. A sinking below the surrounding level. 2. A hollow or sunken area.

3. Dejection, a sinking of spirits.

depressive. Pushing down, causing depression, literally or figuratively.

depressomotor (de-pres'o-mo'tor). 1. Retarding motor activity. 2. An agent which slows or retards motion.

depress'or. 1. Anything which depresses or retards functional activity. 2. An instrument used to push certain structures out of the way during an operation. **d. muscle**, see *musculus depressor*.

d. nerve, a centripetal nerve, passing from the heart through the vagus to the bulb, stimulation of which causes a reflex fall of blood-pressure.

deprimens oculi [L. *deprimere*, to depress.] *Musculus rectus inferior*.

depth. Distance from the surface downward.

focal d., penetration of a lens.

depurant [L. *depurare*, to purify.] 1. Purifying, removing waste products. 2. An agent which promotes the excretion and removal of waste material.

deputation (dep-u-ra'shun). Purification, removal of waste products or foul excretions.

depurative. Depurant.

DeR. Abbreviation for reaction of degeneration.

deradelphus (der-ä-del'fus) [G. *derē*, neck, + *adelphos*, brother.] A twin monster with a single head and neck.

deradenitis (der-ä-den-i'(e)'tis) [G. *derē*, neck, + *adēn*, gland, + *-itis*.] Inflammation of the lymph glands in the neck, cervical adenitis.

deradenoncus (der-ad-e-non'kus) [G. *derē*, neck, + *adēn*, gland, + *onkos*, a tumor.] A swelling or tumor of the cervical lymph glands.

derangement (de-ränj'ment) [Fr.] 1. Disordering, a disturbance of the regular order or arrangement. 2. Mental disturbance, insanity. **internal d.**, Hey's* internal derangement of the knee.

Derbyshire neck (dar'bi-shēr) [*Derbyshire*, a county in England, where goiter is, or was, common.] Goiter.

Derxum's disease* [Francis Xavier Dercum, Philadelphia neurologist, *1856.] *Adiposis dolorosa*.

derencephalocele (der-en-sef'al-o-sēl) [G. *derē*, neck, + *encephalos*, brain, + *kēlē*, hernia.] A monstrosity in which the cranium is defective and the very small brain is contained, and partly extrudes through a defect, in the upper cervical spinal canal.

derencephalus (der-en-sef'al-us) [G. *derē*, neck, + *encephalos*, brain.] A monster with open skull and with a very small brain enclosed in the upper cervical spinal canal.

der'ic [G. *deros*, skin.] Relating to the ectoderm, as distinguished from enteric.

der'ivant. Derivative.

derivation (der-i-va'shun) [L. *derivare*, to draw off.] 1. The drawing of blood or the body fluids to one part, by means of cupping, blisters, etc., to relieve congestion in another. 2. Descent, with modifications; evolution.

derivative. 1. Relating to or producing derivation. 2. An agent which effects derivation.

derm., **derma**, **dermis** (durm, dur'mah, dur'mis) [G. *derma*.] 1. The outer integument, or skin. 2. Specifically, the corium or cutis vera.

Dermatometer (dur'mah-sen'tor) [G. *derma*, skin, +

kentōr, a goader.] A genus of ticks, two species of which, *D. modestus* and *D. venustus*, are reputed agents in the spread of Rocky Mountain spotted fever. *D. reticulatus* is a common species attacking sheep, oxen, goats, and deer and sometimes troublesome to man; it is found in Europe, Asia, and America.

der'mad [G. *derma*, skin, + L. *ad*, to.] In the direction of the outer integument.

dermag'ra. Dermatagra.

dermahe'mia, **dermahē'mia**. Dermathemia.

dermal (dur'mal). Relating to the skin, especially to the true skin or cutis vera.

dermalax'ia [G. *derma*, skin, + *malaxis*, softening.] Softening or relaxation of the skin.

dermal'gia. Dermatalgia.

dermatemetropathism (dur'mah-mē-trop'a-thizm) [*derma*, skin, + *metron*, measure, + *pathos*, disease.] A system of measurement of the intensity and nature of a skin disease by observing the markings made by drawing a blunt instrument across the skin.

dermamylasis (der-mah-mi-i'a-sis). Myiasis of the skin. **d. linea'ris mi'grans oestro'sa**, creeping eruption.*

dermanaplasty (durm-an'ä-plas-ti) [G. *derma*, skin, + *anaplassō*, I form anew.] Skin-grafting.

Dermanys'sus gall'næ [G. *derma*, skin, + *nyssō*, I prick; L. *gallina*, hen.] The red hen-mite, a parasite of chickens, pigeons, and other birds, sometimes attacking man when it causes an itching eruption. **D. hirun'dinis** [L. *hirundo*, swallow], a mite of brownish purple color infesting the nests of swallows and occasionally attacking man.

dermapos'tasis [G. *derma*, skin, + *apostasis*, absciss.] Any disease of the skin attended with the formation of abscesses.

dermata'gra [G. *derma*(*dermat*-), skin, + *agra*, a seizure.] 1. Pellagra. 2. A gouty affection of the skin. 3. Dermatalgia.

dermatalgia (dur-mä-tal'j'ah) [G. *derma*(*dermat*-), skin, + *algos*, pain.] Dermalgia, localized pain, usually with paresthesia, of the skin.

dermataure (dur-mä-taw'k'se) [G. *derma*(*dermat*-), skin, + *auxē*, enlargement.] Hypertrophy of the skin.

dermathemia, **dermathemia** (dur-mä-te'mi-ah) [G. *derma*(*dermat*-), skin, + *haima*, blood.] Dermahemia, dermohemia, hyperemia of the skin.

dermat'ic. Dermal.

dermatitis (dur-mä-ti'(te)'tis) [G. *derma*(*dermat*-), skin, + *-itis*.] Inflammation of the skin. **blastomycet'ic d.**, cutaneous blastomycosis. **d. æstiva'lis** [L. *æstivus*, summer], eczema recurring with the advent of hot weather. **d. ambustio'nis** [L. *ambustus*, a scorching], inflammation of the skin resulting from the action of heat. **d. artefac'ta**, feigned eruptions, inflammation of the skin caused by the application of various irritants. **d. atroph'icans**, a diffuse idiopathic atrophy of the skin, involving the appendages. **d. blastomycot'ica**, blastomycosis. **d. calor'ica**, d. ambustionis. **d. coccidioid'es**, a form of blastomycosis the fungus of which multiplies by sporulation without budding. **d. combustio'nis**, inflammation of the skin following a burn. **d. congelatio'nis**, frostbite, chilblain. **d. contusifor'mis** [L. resembling contusions], erythema nodosum. **d. Ditropeno'tus aureovir'idis**, straw itch.* **d. epidem'ica**, Savill's disease, an acute contagious disease marked by a vesicular dermatitis followed by desquamation; it is accompanied with more or less severe constitutional symptoms, conjunc-

tivitis, pharyngitis, and enlargement of the cervical glands; it may terminate fatally especially when attacking the old and infirm. *d. erythematosa*, erythema. *d. excoriati/ve infan'tum*, inflammation of the skin, with marked excoriation, occurring in infants. *d. exfoliati/ve*, pityriasis rubra, an erythrodermia with branny desquamation. *d. exfoliati/ve epidem'ica*, *d. epidemica*. *d. exfoliati/ve infan'tum* or *neonato'rūm*, keratolysis neonatorum, Ritter's disease, a generalized exfoliative dermatitis, accompanied with constitutional symptoms, affecting young infants; it is frequently fatal. *d. gangræno'sa infan'tum*, more or less extensive gangrene of the skin in children, following chicken-pox or other pustular eruptions, or occurring spontaneously. *d. herpetifor'mis*, *d. multiformis*, pemphigus circinatus, Duhring's disease; a chronic disease of the skin marked by an itching eruption of no determinate form, though the lesions are apt to occur in groups; spontaneous healing may occur, but relapses are common. *d. hiems'lis* [*L. hiems*, winter], winter itch, a recurrent eczema appearing with the advent of cold weather. *d. medicamento'sa*, drug eruption, any rash or other cutaneous lesion arising from the action of drugs taken internally. *d. multifor'mis*, *d. herpetiformis*. *d. papilla'ris capilli'tii*, sycosis nuchæ necrotizans. *d. Pediculo'des ventrico'sus*, straw itch.* *d. re'pens* [*L. sudden*, unexpected], acrodermatitis perstans, a vesicular or bullous moist dermatitis of the upper extremities following an injury; it has a tendency to spread at the periphery while healing at the center. *d. seborrhoe'ica*, *d. seborrho'ica*, seborrheic inflammation of the skin, seborrhea sicca, eczema seborrhoicum; an eruption of reddish patches covered with greasy scales; it occurs chiefly on the face and scalp, in the latter location producing dandruff. *d. sim'plex*, erythema simplex. *d. skiagraph'ica*, inflammation of the skin due to exposure to the action of the Roentgen rays. *d. variega'ta*, maculopapular erythrodermia.* *d. veg'etans*, a disease marked by the presence of red fungating masses arising from areas of eczema on the skin. *d. venena'ta* [*L. venenum*, poison], inflammation of the skin caused by irritants, such as poison ivy and various chemicals. *hyphomyce'tic d.*, a local infection with a hyphomycetous fungus, the lesions resembling those of lupus verrucosus. *malignant papillary d.*, Paget's* disease (2). *x-ray d.*, *d. skiagraphica*. **dermato-autoplasty** (*dur'mā-to-aw'to-plas-tī*) [*G. derma(dermat-)*, skin, + *autos*, self, + *plassō*, I form.] Skin-grafting with material taken from another part of the patient's own body. **Dermato'bia** [*G. derma(dermat-)*, skin, + *bios*, way of living.] A genus of flies of the family *Estridae*, found in tropical America. The larva of one species, *D. noxialis*, *D. cyaniventris* [blue-belly], (macaco-worm) is sometimes present in the subcutaneous tissues where it sets up inflammatory swelling with abscess formation. **dermatocelido'sis** [*G. derma(dermat-)*, skin, + *kēlis*, a spot, a stain.] A macular eruption; ephelides, freckles. **dermatocellulitis** (*dur'mā-to-sel-u-li'(le'tis)*). Inflammation of the skin and subcutaneous connective tissue. **dermatocnol'o'sis** [*G. derma(dermat-)*, skin, + *knōis*, dust.] A dermatitis caused by the irritation of dust to which those engaged in certain occupations are exposed. **dermatocyst**. A cyst of the skin.

dermatodyn'ia [*G. derma(dermat-)*, skin, + *odyn'*, pain.] Dermatalgia. **dermatography** [*G. derma(dermat-)*, skin, + *graphō*, I write.] Dermography. 1. A descriptive treatise on the skin. 2. A form of urticaria in which wheals follow the mark made by a pencil or style on the skin. **der'matohet'eroplasty** [*G. derma(dermat-)*, skin, + *heteros*, another, + *plassō*, I form.] Skin-grafting in which the material is derived from another person. **der'matoid** [*G. derma(dermat-)*, skin, + *eidos*, resemblance.] 1. Resembling skin. 2. Dermal dermation. 3. Desmoid (2). **der'matokelido'sis**. Dermatocelidosis. **der'matol**. Trade name of bismuth subgallate. **dermatol'ogist**. A practitioner who devotes special attention to disease of the skin, a skin specialist. **dermatol'ogy** [*G. derma(dermat-)*, skin, + *-logia*]. The branch of medicine which has to do especially with diseases of the skin; the specialty of skin diseases. **dermatol'yais** [*G. derma(dermat-)*, skin, + *lysis*, loosening.] Cutis pendula, a condition of hypertrophy of the skin which hangs down in places in loose folds. **dermatoma** [*G. derma*, skin.] A circumscribed thickening or hypertrophy of the skin. **dermatome** [*G. derma*, skin, + *tomē*, incision.] A delicate knife used for incising the skin. **dermatomere** (*dur'mā-to-mēr*) [*G. derma(dermat-)*, skin, + *meros*, part.] A segment of the embryonic integument. **dermatomyces** (*dur'mā-to-mi'sēs*) [*G. derma(dermat-)*, skin, + *mykēs*, fungus.] Dermatophyte. **der'matomyco'sis** [*G. derma(dermat-)*, skin, + *mykēs*, fungus.] A skin disease due to the presence of a vegetable microparasite. **blastomyce'tic d.**, cutaneous blastomycosis. *d. furfuracea* [*L. branny*], tinea versicolor. *d. trichophy'tina*, tinea trichophytina. **dermatomyoma** [*G. derma*, skin, + *mys*, muscle, + *-ōma*]. A tumor, usually multiple, due to hyperplasia of the arrectores pilorum muscles or of the muscular coat of the small arteries. **dermatomyositis** (*dur'mā-to-mi-o-si'(se'tis)*) [*G. derma(dermat-)*, skin, + *mys*, muscle, + *-itis*]. Acute myositis with involvement of the overlying skin, multiple myositis.* **dermatoneurology** (*dur'mā-to-nu-rol'o-jī*) [*G. derma(dermat-)*, skin, + *neuron*, nerve, + *-logia*]. That branch of dermatology or neurology which has to do with the dermatoneuroses. **dermatoneurosis** (*dur'mā-to-nu-ro'sis*) [*G. derma(dermat-)*, skin, + *neuron*, nerve.] Any disease of the skin of nervous, or seemingly nervous, origin; a cutaneous neurosis. **dermatoncosol'ogy** [*G. derma(dermat-)*, skin, + *cosmesis*, disease, + *-logia*]. The science of the nomenclature and classification of diseases of the skin. **dermaton'cosus** [*G. derma(dermat-)*, skin, + *cosmesis*, disease.] Dermatoses. **dermatophyte** (*dur'mā-to-fit*) [*G. derma(dermat-)*, skin, + *phyton*, plant.] A vegetable microparasite of the skin. **dermatophyto'sis**. Dermatomycosis. **dermatoplas'tic**. Relating to dermatoplasty, or skin-grafting. **dermatoplasty** [*G. derma(dermat-)*, skin, + *plassō*, I form.] Repair of defects of the skin; skin-grafting. **dermatorrhagia** (*dur'mā-tor-ra-jī-ah*) [*G. derma(dermat-)*, skin, + *-rhagia*]. Hemorrhage from

or into the skin. *d. parasit'ica*, a disease of the horse marked by numerous localized hemorrhages into the skin, due to the presence of a larva or worm.

dermatorrh'e'a, dermatorrhoe'a [G. *derma*(*dermat-*), skin, + *rhoia*, flow.] An excessive secretion of the sebaceous or sweat-glands of the skin.

dermatoscleriosis (dur'mā-to-skle-ro'sis) [G. *derma*(*dermat-*), skin, + *sklēroō*, I harden.] Diffuse symmetrical scleroderma; scleroma.

dermato'sis. A skin disease of any nature. **angio-neurot'ic d.**, a skin disease the lesions of which are caused by vasomotor disturbances in the cutaneous or subcutaneous tissues.

dermatoskel'eton. Exoskeleton.

dermatosome (dur'mā-to-sōm) [G. *derma*(*dermat-*), skin, + *sōma*, body.] A section or segment of the equatorial plate in mitosis.

dermatotherapy (dur'mā-to-ther'ā-pī) [G. *derma*(*dermat-*), skin, + *therapeia*, treatment.] Treatment of skin diseases.

dermatoxerosis (dur'mā-to-ze-ra'si-ah) [G. *derma*(*dermat-*), skin, + *xērasia*, a dryness.] Xeroderma.

dermatozoon (dur-mā-to-zo'on) [G. *derma*(*dermat-*), skin, + *zōon*, animal.] An animal parasite of the skin.

dermatozoonosis (dur-mā-to-zo-on'o-sus) [G. *derma*(*dermat-*), skin, + *zōon*, animal, + *nosos*, disease.] A disease of the skin caused by an animal parasite.

dermatoph'ia, dermat'rophy [G. *derma*(*dermat-*), skin, + *atrophia*.] Atrophy or thinning of the skin.

dermochysis (dur-men'ki-sis) [G. *derma*, skin, + *chysis*, a pouring in.] The subcutaneous administration of remedies.

dermopent'hesia [G. *derma*, skin, + *epenthesia*, insertion.] Dermatoplasty, skin-grafting.

dermic. Dermal, dermatic, cutaneous; relating to the skin in general or to the cutis vera.

dermis. Dermis.

dermitis (dur-mī'(me')tis). Dermatitis.

dermoblast [G. *derma*, skin, + *blastos*, germ.] A portion of the mesoblastic layer from which the corium is developed.

dermoc'yma [G. *derma*, skin, + *kyma*, fetus.] Fetus in fetu.

dermogen. Trade name of a preparation of zinc oxide, employed as a dusting powder.

dermograph'ia, dermographism, dermography [G. *derma*, skin, + *graphō*, I write.] An exaggerated form of urticaria factitia in which writing or any figures, traced by a blunt-pointed instrument on the skin, will be reproduced as elevations or wheals.

dermoh'mia, dermohæ'mia. Dermathemia.

dermoid (dur'moyd) [G. *derma*, skin, + *eidōs*, resemblance.] 1. Dermatoid, resembling skin. 2. Nongerminal cystic tumor, filled with fluid or sebaceous matter, the walls of which are of dermal structure, sometimes giving origin to teeth, hair, and other dermal appendages. *d. cyst.*, dermoid (c). *implanta'tion d., sequestra'tion d.*, see under *cyst*.

dermoidect'omy [G. *ektomē*, excision.] Operative removal of a dermoid cyst.

dermol. Trade name for bismuth chrysophanate, a yellowish brown powder, a mixture of bismuth oxide and chrysarobin; employed as a dusting powder and in the treatment of various skin diseases.

dermol'ogy. Dermatology.

dermatomyc'o'sis. Dermatomycosis.

dermoneuro'sis. Dermatoneurosis.

dermonosol'ogy. Dermatonsology.

dermopath'ic. Relating to a skin disease.

dermop'athy [G. *derma*, skin, + *pathos*, suffering.] Any skin disease, dermatosis.

dermophlebitis (dur'mo-flē-bi'(be')tis) [G. *derma*, skin, + *phleps*(*phleb-*), vein, + *-itis*.] Inflammation of the superficial veins with the surrounding skin.

dermoplasty. Dermatoplasty, skin-grafting.

dermoskel'eton [G. *derma*, skin, + *skeleton*.] Exoskeleton.

dermosynovitis (dur-mo-si-no-vi'(ve')tis). Perforating ulcer of the foot.

dermosyphilop'athy. A syphilide, any syphilitic affection of the skin.

dermotuber'culin reac'tion. Cutireaction* of v. Pirquet.

derodidymus (der'o-did'y-mus) [G. *derē*, neck, + *didymos*, twin.] A twin monster as to the head and neck, but with a single body.

derrengadera (der-ren-gah-da'rah) [Sp. *derrengado*, crooked.] Murrina, especially that form in which posterior paralysis is marked.

desam'idize [des-, prefix denoting asunder, + *amide* + *-ize*, suffix denoting action.] Deamidize, to decompose amino-acids.

desanima'nia [L. *des*(*dis-*), apart, + *animus*, mind, + G. *mania*, frenzy.] Amentia, dementia.

Desault's appara'tus or ban'dage (dē-so') [Pierre Joseph Desault, French surgeon, 1744-1795.] A bandage for fracture of the clavicle; the elbow is bound to the side, a pad being previously placed in the axilla. *D's lig'ature*, ligature of the femoral artery in its passage through the adductor muscle, for the cure of popliteal aneurysm. *D's sign*, altered arc described by the trochanter, when the femur is rotated, in fracture of the neck; instead of describing an arc rotating around the head as a center, it simply turns around the axis of the shaft of the bone.



DESALUT'S BANDAGE.

Descartes' law (da-kart') [René Descartes, French savant and philosopher, 1596-1650.] For two given media, the sine of the angle of incidence bears a constant relation with the sine of the angle of refraction.

Descemet's mem'brane (des-ma') [Jean Descemet, French physician, 1732-1810.] Lamina elastica posterior.

descemetitis (des-e-mē-ti'(te')tis). Inflammation of Descemet's membrane on the posterior surface of the cornea; keratitis punctata, serous cyclitis.

descemetocèle (des-e-met'o-sel) [G. *kēlē*, hernia.] Hernia or protrusion of Descemet's membrane.

descen'dens no'ni. The descending ramus of the nervus hypoglossus, formerly called the nonus or ninth cranial nerve.

descen'ding [L. *descendere*, to come down.] Running downward or toward the periphery.

descensus (de-sen'sus) [L.] Descent, falling, ptosis, proclitania. *d. u'teri*, falling of the womb.

Deschamps' nee'dle (dē-shahn') [Joseph François Louis Deschamps, French surgeon, 1740-1825]. A needle with a long shaft for passing sutures in the deep tissues.

Des Chutes Hot Springs, Oregon. Alkaline-saline-carbonated waters, 143° F. and 145° F. Numerous springs.

De Seigneux's dila'tor (dê-sa-nyê'). A modification of Bossi's* cervical dilator.

Deash'er's salve. Ceratum resinæ compositum.

desiccant (des'i-kant) [L. *desiccare*, to dry up.] 1. Drying. 2. An agent which absorbs or expels moisture, especially from the surface of the skin or mucous membrane.

des'iccate. To dry.

des'iccative. Desiccant.

des'iccator. A desiccant (2).

desmitis (dez-mi'(me')tis) [G. *desmos*, a band.]

Inflammation of a ligament.

Desmobacte'ria. A term employed in certain classifications of microscopic fungi to denote the bacilli.

desmocYTE (dez'mo-sit) [G. *desmos*, a bond, + *kytos*, a cell.] Any supporting tissue-cell.

desmocy'toma (dez-mo-si-to'mah) [*desmocYTE* + *-oma*.] Sarcoma, a tumor formed of desmocytcs.

desmodynia (dez-mo-din'i-ah) [G. *desmos*, band, + *odynê*, pain.] Pain in a ligament.

desmogenous (dez-moj'en-us) [G. *desmos*, a band, + *gennao*, I produce.] Of connective-tissue or ligamentous origin or causation, noting, e.g., a deformity due to contraction of ligaments, fascia, or a cicatrix.

desmog'raphy [G. *desmos*, band, + *graphô*, I describe.] A description of, or treatise on, the ligaments.

des'mold [G. *desmos*, a band(tendon), + *eidô*, appearance, form.] Resembling in appearance a tendon or ligament; ligamentous, tendinous; of firm fibrous texture, noting a fibroid or scirrhus tumor. **d. reac'tion**, a method of testing the digestive power of the stomach by noting the time required for the solution of catgut; methylene blue may be enclosed in rubber tissue tied with catgut and swallowed; when the catgut is digested it sets free the dye which soon appears in the urine; or beads are threaded with small pieces of catgut and swallowed; they are then withdrawn at intervals by an attached thread and the condition of the catgut is noted. **d. tu'mor**, connective-tissue tumor, desmoma.

desmol'ogy [G. *desmos*, band, + *-logia*.] The branch of anatomy dealing with the ligaments.

desmo'ma [G. *desmos*, a band, + *-ôma*.] A connective-tissue tumor.

des'mon [G. *desmos*, a yoke.] Müller's term for amboceptor.

desmoneoplasm (dez-mo-ne'o-plazm) [G. *desmos*, band, + *neos*, new, + *plasma*, a thing formed.] Desmoma.

desmopathy (dez-mop'ä-thi) [G. *desmos*, band, + *pathos*, suffering.] A disease of ligaments.

desmopex'ia [G. *desmos*, band, + *pêxis*, fixation.] Attachment of the round ligaments of the uterus to the abdominal wall for the correction of uterine displacement.

desmopycnôsis (dez-mo-pik-no'sis) [G. *desmos*, a band, + *pyknôsis*, a packing close.] Dudley's* operation.

desmot'omy [G. *desmos*, band, + *tomê*, incision.] The division of a ligament.

Desnos's disease' (da-no') [Louis Joseph Desnos, Parisian physician, 1828-1893.] Splenopneumonia.

despumation (des-pu-ma'shun) [L. *despumare*, to skim.] 1. The rising of impurities to the surface of a liquid. 2. The skimming off of impurities on the surface of a liquid.

desquamate (des'kwä-mât) [L. *desquamare*.] To shred, peel, or scale off, noting the casting off of the epidermis in scales or shreds, or the shedding of the outer layer of any surface.

desquama'tion [L. *de*, from, + *squama*, scale.] The shedding of the cuticle in scales or shreds.

desquam'ative. Relating to or marked by desquamation from the skin or other surface. **d. nephri'tis**, inflammation of the kidney with loss of the epithelium of the renal tubules.

desertspoon (de-zurt'spoon). A spoon, larger than a teaspoon but smaller than a tablespoon, holding approximately two fluidrams.

desternaliza'tion. Separation of the sternum from the costal cartilages.

detergent (de-tur'jent) [L. *detergere*, to wipe off.] 1. Cleansing. 2. A cleansing or purging agent.

determinant. A corporate particle, upon the presence of which in the germ cell and its multiplication in the somatic cells developed therefrom depend the inherited characteristics of the future individual; one of the lesser units composed of an aggregation of biophores which go to make up an id.

determina'tion. 1. A change, for the better or for the worse, in the course of a disease. 2. A general move toward a given point. **d. of blood**, congestion, hyperemia.

deter'sive. Detergent.

dethyroidism (de-thi'roy-dizm). A condition dependent upon removal of the thyroid gland.

detor'tion. 1. Distortion. 2. Correction of club-foot or other distortion.

detoxica'tion. 1. Recovery from the toxic effect of a drug. 2. Removal of the toxic properties from a poison.

Detre's cutireac'tion (deh'treh) [Ladislaus Detre, Hungarian physician, contemporary.] See differential cutireaction.*

detrition (de-trish'un) [L. *detritus*; *deterere*, to rub off.] A wearing away by use or friction.

detritus (de-tri'tus) [L. *detritus*, rubbed off.] Any broken-down material, carious or gangrenous matter, gravel, etc.

detrunca'tion. Decapitation; removal and delivery of the trunk of the fetus, the head being impacted.

detru'sor uri'næ [L. *detrudere*, to push down.] See under *musculus*.

detumescence (de-tu-mes'ens) [L. *de*, from, + *tumescere*, to swell up.] Subsidence of a swelling.

deutencephalon (düt-en-sef'ä-lon) [G. *deuteros*, second, + *enkephalos*, brain.] Tween-brain, diencephalon.*

deuteranopia (du-ter-an-o'pi-ah) [G. *deuteros*, second, + *anopia*.] Green-blindness, green being the second of the primary colors; see *protanopia* and *tritanopia*.

deu'teroal'bumose. A soluble albumose, precipitable by ammonium sulphate.

deuteroß'brinose. A product of the digestion of fibrin.

deuterglob'ulose. A product of the digestion of paraglobulin.

deuteromy'osinose. A product of the digestion of myosin.

deuteropathic (du'ter-o-path'ik). Relating to a secondary affection, or deuteropathy.

deuteropath'y [G. *deuteros*, second, + *pathos*, suffering.] A secondary disease or symptom, one resulting from the primary disease.

deutroplasm (du'ter-o-plazm) [G. *deuteros*, second, + *plasma*, thing formed.] Deutoplasm.

deuteropteose (du'ter-o-pro'te-ôse) [G. *deuteros*, second, + *pteose*.] Secondary pteose, re-

resembling peptone more nearly than native protein.

deuterotoxin. A hypothetical form of toxin in certain bacterial cultures, which has less marked affinity for antitoxin than has prototoxin.

deutodide (du-ti'ô-did). Biniodide.

deutopara [G. *deuteros*, second, + L. *parere*, to bear.] Secundipara.

deutobrochal (du-to-bro'kal) [G. *deuteros*, second, + *brochos*, mesh.] Noting the second stage in the development of the ovum, in which the nucleus enlarges and becomes oval in shape, and the chromatin becomes coarsely reticular.

deutobromide. Of two compounds of bromine with a base, the one which contains the greater number of bromine atoms.

deutochloride. Bichloride.

deutolodide (du-to-i'ô-did). Biniodide.

deutomerite (du-tom'er-it) [G. *deuteros*, second, + *meris*, part.] The posterior nucleated portion of an attached cephalont, separated by an ectoplasmic septum from the anterior portion, or primate.

deutoplasm. Deuteroplasm, the nutritive portion of the yolk made up of numerous refractile fatty and albuminoid bodies containing phosphorus and various salts.

deutoplasmic. Relating to the deutoplasm.

deutopsyche (du-to-si'ke) [G. *deuteros*, second, + *psychê*, soul.] Diencephalon.

deutocolex (du-to-sko'leks) [G. *deuteros*, second, + *kolix*, worm.] A daughter-cyst of an echinococcus.

deuterommatoblast (du-to-spur'mă-to-blast) [G. *deuteros*, second, + *sperma*, seed, + *blastos*, germ.] A cell forming the spermatozoan, resulting from the division of the primary spermatoblast.

Deutsch's maneuver (doych) [Eugen Deutsch, German obstetrician, *1866.] When, in internal version, the fetus becomes wedged at the internal strait, it is pushed up and rotated on the long axis of the body, thus facilitating the completion of version.

development [Fr. *développement*.] 1. Growth, expansion. 2. Evolution.

developmental. Relating to or dependent upon development.

Deventer's diameters [Hendrik Deventer, Dutch obstetrician, 1651-1724.] The oblique diameters of the pelvic brim. D's pel'vis, a pelvis with shortened anteroposterior diameter.

Devorgie's disease (dè-ver-zhe') [Marie Guillaume Aphonse Devorgie, French physician, 1798-1879.] Erysipias *Dubergii* pila is.

deviation (de-vi-a'shun) [L. *de* from, + *via*, way.] 1. Deflection, a turning away or aside from the normal point or course. 2. A form of degeneracy in which, combined with mental and physical weakness, there is an almost indefinable departure in some direction from the normal average of the mental processes. conjugate d., the turning of two parts equally and simultaneously in the same direction. d. of complement, see complement. d. to the left, in a white-cell formula, indicating the presence of immature forms. d. to the right, in a white-cell formula, indicating the absence of immature forms. primary d., the direction of the squinting eye away from the object when the latter is fixed by the sound eye. secondary d., the turning of the normal eye away from the object when the latter is fixed by the squinting eye.

divice (di-vîs') [L. *divisus*; *dividere*, to divide.] A

contrivance or instrument designed for a specific purpose.

deviometer. A form of strabismometer.

devisceration [L. *de-*, away, + *viscera*.] Evisceration.

devitalize [L. *de-*, away, + *vita*, life.] To deprive of vitality or of vitalizing properties.

devolution [L. *devolvere*, to roll down.] Involution; catabolism; degeneration.

dew-cure. The practice of walking with bare feet in the dew-moistened grass as a therapeutic measure; one of the practices of Kneippism.

Dewees' carminative (de-wēz') [William Potts Dewees, Philadelphia obstetrician, 1768-1841.] Tincture of opium 1, tincture of asafetida 7, magnesium carbonate 5, sugar 10, water to make 100; dose, 3½-4 (2.0-16.0). D's sign, the pregnant woman expectorates a tough whitish mucus, the sputum having the appearance of a silver coin. D's tincture of guaiac, guaiac 4 ounces, sodium (or potassium) carbonate 90 grains, allspice 1 ounce, spirit of ammonia, 1 fluidounce, alcohol 15 fluidounces; dose 3½-1 (2.0-4.0).

dew-point. The temperature at which the moisture in the atmosphere is precipitated in the form of dew.

dexiocardia. Dextrocardia.

dextrop'ic [G. *dexios*, right, + *tropos*, a turning.] Right-wound, running in a spiral from left to right; opposed to levotropic.

dexter, f. *dextra*, neut. *dextrum* [L.] Right (abbreviation, D.).

dextrad [L. *dexter*, right, + *ad*, to.] Toward the right side.

dextrality. Right-handedness.

dextran, dextrane. A gum, C₆H₁₀O₅, derived from molasses, unripe beet-root, and other substances.

dextrase [dextr(ose) + -ase.] A sugar-splitting enzyme which converts dextrose into lactic acid.

dextraural (dek-straw'ral) [L. *dexter*, right, + *auris*, ear.] Right-eared; noting one who hears more distinctly with the right ear.

dextrin, dextrine. British gum; one of a group of dextrorotatory carbohydrates formed during the hydrolysis of starch; by further hydrolysis it is converted into dextrose. animal d., glycogen.

dextrinase. A ferment which converts starch into isomaltose.

dextrinate. To convert into dextrin.

dextrinum. Dextrin.

dextrinuria. The passage of dextrin in the urine.

dextrocardia. Malposition of the heart which occupies the right side of the chest.

dextrococaine (dek'stro-ko'kah-en). A dextrorotatory form of cocaine, differing in several respects from ordinary cocaine, which is levorotatory; its hydrochloride is less soluble than the official salt.

dextrocompound. A dextrorotatory compound.

dextrocular [L. *dexter*, right, + *oculus*, eye.] Right-eyed; noting one who uses the right eye by preference in monocular work, such as the use of the microscope.

dextrorotation. Movement of the visual axis dextrad, or toward the right.

dextroform. A compound of dextrin and formaldehyde, used locally, in solution, in the treatment of suppurative inflammations of the mucous membrane.

dextroglycose. Dextrose.

dextrogyrate dextrogyrous (dek-stro-jî'rât, dek-stro-jî'rûs) [L. *dexter*, right, + *gyrare*, to turn.] Dextrorotatory.

dextroman'ual [L. *dexter*, right, + *manus*, hand.] Righthanded.

dextrop'edal [L. *dexter*, right, + *pes*(*ped*-), foot.] Right-footed; noting one who uses the right leg in preference to the left, in hopping, for instance.

dextrorotatory [L. *dexter*, right, + *rotare*, to turn.] Turning the plane of polarization to the right, noting certain crystals, and solutions of dextrin, dextrose, tartaric acid, and various other substances.

dextrose'. Turning downward from left to right, noting a screw or spiral, certain climbing plants, etc. Some of the older botanists used the term in the opposite sense of an upward turn from left to right.

dextrosaccharin (deks-tro-sak'ar-in). A compound of dextrose and saccharin, in the proportion of 2000 to 1.

dextrose (dek'ströz) [L. *dexter*, right.] Dextroglucose, starch-sugar; grape-sugar, $C_6H_{12}O_6$; a dextrorotatory monosaccharid (hexose) found, usually with levulose, in many sweet fruits; it is the form of sugar chiefly excreted in diabetes mellitus.

dextrosinis'tral [L. *dexter*, right, + *sinister*, left.] In a direction from right to left.

dextrosu'ria. Glycosuria, excretion of dextrose in the urine.

dextrotorsion [L. *dexter*, right, + *torsio*, a twisting.] A twisting to the right; the condition of a dextrose spiral.

dextrotrop'ic, dextrotropous [L. *dexter*, right, + G. *tropos*, a turn.] Turning to the right.

dextrover'sion [L. *dexter*, right, + *vertere*, to turn.] Version toward the right.

dezy'motize. To disinfect, to remove or destroy ferments or pathogenic microorganisms.

dhobie itch (do'be). Tinea cruris.

diabète bronzé (de-ä-bet' bron-zä') [Fr.] Bronzed diabetes.*

diabetes (di-ah-be'téz) [G.] A term used to designate two diseases, *d. insipidus* and *d. mellitus*, having the symptom polyuria in common; when employed without qualification it signifies *d. mellitus*. **alimen'tary d.**, alimentary glycosuria. **bil'iary d.**, Hanot's* disease. **bronzed d.**, marked hypertrophic cirrhosis of the liver with extensive pigmentation of the viscera (hemochromatosis), associated with glycosuria. **cer'ebral d.**, cerebro-suria, the excretion of cerebrose in the urine. **compo'site d.**, a very severe form of *d. mellitus* in which a monosaccharid is formed even from protein, so that a carbohydrate-free diet fails to cause the disappearance of sugar from the urine. **con'jugal d.**, d. affecting husband and wife at the same time. **d. decip'iens** [L. *decipere*, to cheat], *d. mellitus* without polyuria and consequent thirst to warn of its presence. **d. insip'idus**, the habitual excretion of large amounts of pale urine of low specific gravity, not containing sugar, by a person who may be otherwise in apparent health; in many cases the only non-urinary symptom is an excessive thirst caused directly by the excessive loss of fluid. **d. mellit'us** [L. sweetened with honey], a disease of metabolism in which sugar is excreted continuously in larger or smaller quantities in the urine and is also present in the blood; the amount of urine is greatly increased, and the patient suffers from excessive thirst, sometimes bulimia, and progressive emaciation. **lipog'enous d.**, d. and obesity combined. **masked d.**, d. decipiens. **pancreat'ic d.**, d. evidently dependent upon a pancreatic lesion. **phlor'idzin** or **phlor'izin d.**, marked glycosuria following the

experimental administration of phloridzin. **phosphat'ic d.**, phosphaturia, polyuria associated with emaciation, furunculosis, and other symptoms of diabetes mellitus, with an abnormal excretion of phosphates, without sugar, in the urine. **punc'ture d.**, experimental d. produced in animals by puncture of the floor of the fourth ventricle of the brain.

diabet'ic. 1. Relating to or suffering from diabetes.

2. A subject of diabetes. **d. punc'ture**, Bernard's puncture, an experimental puncture in the floor of the fourth ventricle which is followed by glycosuria.

diabete (di-ah-be'téd) [Fr.] A skin eruption occurring as a manifestation of diabetes.

diab'e'tin. Trade name for pure crystallized levulose employed instead of cane-sugar in diabetic.

diabetogen'ic [G. *gennao*, I produce.] 1. Causing diabetes. 2. Caused by diabetes.

diabetogenous (di-ä-bé-toj'en-us). Diabetogenic.

diabetograph (di-ah-be'to-graf) [G. *grapho*, I write]. An instrument for registering on a scale the proportionate amount of sugar contained in the urine in diabetes.

diabetom'eter [G. *metron*, measure.] A form of polariscopes devised for the determination of the presence and amount of sugar in diabetic urine.

diabro'sis [G. *diabrosis*, an eating through.] A corrosion; perforation by an ulcer.

diabrot'ic. 1. Corroding. 2. A corrosive.

diacetanilide (di-as'ë-tan'ï-lid). A substance obtained from acetanilide by the action of heat and glacial acetic acid; its action is similar to that of acetanilide.

diacetate (di-as'e-tät). A salt of diacetic acid.

diacete'mia. A form of acidosis due to the presence of diacetic acid in the blood.

diace'tic acid. An acid, $C_4H_4O_3$, sometimes found in the urine in diabetes and other states associated with acidosis; called also acetoacetic acid.

diacetin (di-as'ë-tin). Acetidin, glyceryl diacetate.

diacetonu'ria. Diaceturia.

diaceturia (di-as-ë-tu'ri-ah). The excretion of acetic acid in the urine.

diachorema (di-ä-ko-re'mah) [G. *diachôrma*, excrement.] Excrement, feces.

diachore'sis (di-a-ko-re'sis) [G. *diachôrêsis*, excretion.] Defecation; the discharge of excrement or any excretion.

diachylon (di-ak'ï-lon) [G. *diachylos*, juicy.] Lee's plaster, emplastrum* plumbi. **d. oint'ment**, unguentum* diachylon. **d. plas'ter**, emplastrum* plumbi. **yel'low d.**, galbanum plaster, composed of turpentine 2, galbanum 16, Burgundy pitch 1, lead plaster 76; this was official in the U.S.P. 1880.

diacid (di-as'id) [G. *dis*, twice, + L. *acidus*, acid.] Noting a base having two replaceable hydrogen groups.

diac'lasis, diac'tasis [G. *dia*, through, + *kla'sis*, breaking.] 1. Refraction. 2. A fracture produced intentionally, usually for the correction of a deformity.

d'acole diac'o'lia [G. *dia*, through, + *kô'hle*, hollow.] The third ventricle of the brain.

diacrinous (di-ak'ri-nus) [G. *dia*, through, + *kri'nô*, I separate.] Excreting by simple passage, as it were, through the cell; distinguished from *ptyocrinous*.

diacrit'ic. A diacritical mark or symptom.

diacrit'ical [G. *diakritikos*, able to distinguish.] Distinguishing, allowing of distinction; diagnostic.

diad. Dyad.

diadelphous [G. *di*, two, + *adelphos*, brother.] In

botany, noting stamens grouped in two sets united by their filaments.

diaderm (di'ah-durm) [G. *dia*, through, + *derma*, skin.] The blastoderm with two layers—ectoderm and endoderm, constituting the diblastula.

diadochocinesia, diadochocinesis (di-ad-o-ko-sin-e'-se-ah; di-ad-o-ko-sin-e'-sis) [G. *diadochos*, working in turn, + *kinêsis*, movement.] The normal power of alternately bringing a limb into opposite positions, as of flexion and extension or of pronation and supination.

diadochocinetic (di-ad-o-ko-sin-et'ic). Relating to diadochocinesia.

diadochokine'sis, diadochokinet'ic. Diadochocinesis, diadochocinetic.

diagnose (di-ag-nôz') [G. *diagnôskô*, I distinguish.] To determine the nature of a disease; to make a diagnosis; diagnosticate.

diagnosis [G. *diagnôsis*, a deciding.] The determination of the nature of a disease. clin'ical d., (1) a d. made from a study of the symptoms only; (2) a recognition of the symptoms of a disease without reference to its pathology. d. by exclusion, a d. made by excluding those affections to which some of the symptoms belong, leaving only one to which all the symptoms point. differ'ential d., the determination as to which of two or more diseases with similar symptoms it is that the patient is suffering from. lab'oratory d., a d. made by a chemical, microscopical, or bacteriological study of the various secretions and discharges. patholog'ical d., (1) a diagnosis (sometimes a post-mortem d.) made from a study of the lesions present; (2) a diagnosis of the pathological conditions present, determined by a study and comparison of the symptoms. phys'ical d., a d. made by means of physical measures, such as auscultation, percussion, palpation, and inspection.

diagnos'tic. Relating to or aiding in diagnosis.

diagnosticate [G. *diagnôstikos*, able to discriminate.] To diagnose.

diagnostician (di-ag-nos-tish'an). One who is experienced in making diagnoses.

diagram [G. *diagramma*.] A schematic picture, one that gives the salient features in a few lines, without being an exact representation of the object. floral d., flower-plan, the diagrammatic plan of a flower.

diagrammatic [G. *diagramma*, a diagram.] Relating to a diagram; of the nature of a diagram rather than an exact representation; schematic.

diagraph. An instrument by which one can mechanically trace the outlines of a part.

dial [L. *dies*, day.] A clock-face. astigmat'ic d., a diagram of radiating lines, usually in series of three or four, numbered like the dial of a watch, employed as a rough test for astigmatism.

diagram'ic acid. Uramilic acid.

diapetalous [G. *dialyô*, I separate, + *petalon*, leaf, petal.] Polypetalous.

dialysis (di-al'i-sât). Anything separated from a solution by dialysis.

diapetalous [G. *dialyô*, I separate, + L. *sepalum*, sepal.] Polysepalous.

dialysis [G. a separation.] 1. The separation of crystalloid from colloid substances in a solution by interposing an animal membrane between the solution and pure water; the crystalloid substances pass through the membrane into the water on the other side, the colloids do not. 2. A fracture or solution of continuity of the soft parts. 3. Weakness, loss of strength.

dialyze. To perform dialysis, to separate a substance from a solution by means of dialysis.

dialyzer. A membrane for use in dialysis.

diamalt (di'ah-mawlt). Trade name of a malt preparation containing about 64 per cent. sugar, dextrin 13 per cent., and protein 6.5 per cent.

diameter [G. *diametros*; *dia*, through, + *metron*, measure.] 1. A straight line connecting two opposite points on the surface of a more or less spherical or cylindrical body, or at the boundary of an opening or foramen, passing through the center of such body or opening. 2. The distance measured along such a line.

diamide (di'â-mid, di'â-mid). An amide derived from a double molecule of ammonia, the atoms of hydrogen being replaced by acid radicals.

diamine (di'â-mên, di'â-min). An amine derived from a double molecule of ammonia, the atom of hydrogen being replaced by hydrocarbon radicals.

diaminu'ria. The presence of diamines in the urine.

diam'ylene. Dipentene.

diapason (di-ah-pa'zun) [G. *diapasôn*.] Tuning-fork, used in determining the present and degree of deafness.

diapode'sis [G. *dia*, through, *pêdaô*, I leap.] The transudation of blood or any of its formed elements, especially the erythrocytes, through the unruptured walls of the blood-vessels.

diaphane (di'ah-fân) [G. *diaphanês*, transparent.] The membrane or layer of hardened protoplasm forming the cell-wall.

diaphanometer [G. *diaphanês*, transparent, + *metron*, measure.] An instrument for testing fluids by their varying degrees of transparency.

diaphanometry [G. *diaphanês*, transparent, + *metron*, measure.] The determination of the degree of translucency of a fluid, such as the urine.

diaphanoscope [G. *diaphanês*, transparent, + *skopô*, I examine.] An instrument for illuminating the interior of a cavity in order to determine the translucency of its walls.

diaphanoscopy. Examination of a cavity, such as the antrum of Highmore, by means of the diaphanoscope.

diaphemetric (di'â-fe-met'rik) [G. *dia*, through, + *haphê*, touch, + *metron*, measure.] Relating to the determination of the degree of tactile sensibility.

diaphoresis [G. *diaphorêsis*; *dia*, through, + *phorêô*, I carry.] Perspiration, sweating.

diaphoret'ic. 1. Relating to, or causing, perspiration. 2. An agent which increases the secretion of the sweat.

diaphragm (di'ah-fram) [G. *diaphragma*, a partition wall.] 1. Midriff, phren, the musculomembranous partition between the abdominal and thoracic cavities; it is two-dome shaped with concavities toward the abdomen; the upper surface is in relation with the heart and lungs, the under surface with the liver, stomach, and spleen. 2. A thin disc pierced with a hole of definite size, used in a microscope, camera, or other optical instrument in order to shut out the marginal rays of light, thus giving a more direct illumination. d. phenom'enon, (1) Litten's phenomenon, a lowering of the line of retraction on the side of the chest (marking the insertion of the diaphragm) during inspiration, and elevation of the same during expiration; it is absent in cases of distention of the pleural sac; see paradoxical d. phenomenon; (2) retraction of the lower ribs synchronous with the cardiac systole in tetany. paradox'ical d. phenom'-

enon, in cases of pyopneumothorax or hydro-pneumothorax, the diaphragm of the affected side rises during inspiration and sinks during expiration. *pelvic d.*, a shallow funnel-like partition formed by the levator ani and coccygeus muscles and their fasciæ; it is deficient anteriorly leaving a space closed by the diaphragma urogenitale.

diaphragma [G.] Diaphragm. *d. sellæ*, tentorium of the hypophysis, a fold of dura mater extending transversely across the sella and roofing over the hypophysis or pituitary body; it is perforated in its center for the passage of the infundibulum. *d. urogenitale* [BNA], triangular ligament, urogenital trigone; a musculomembranous structure filling the space under the pubic arch not closed by the pelvic diaphragm.

diaphragmalgia [G. *algos*, pain.] Pain in the diaphragm, diaphragmodynia.

diaphragmatic. Relating to the diaphragm.

diaphragmatitis (di-â-frag-mâ-ti'('te')tis). Inflammation of the diaphragm.

diaphragmatocele (di'ah-frag-mat'o-sêl) [G. *kêlê*, hernia.] Hernia through an opening in the diaphragm.

diaphragmatitis (di-â-frag-mi'('me')tis). Diaphragmatitis.

diaphragmodynia [G. *odynê*, pain.] Diaphragmalgia, pain in the diaphragm.

diaphtherin. Oxyquinaseptol.

diaphthol. Quinaseptol.

diaphysis [G. a growing through.] 1. The shaft of a long bone, as distinguished from the epiphyses, or extremities, and apophyses, or outgrowths.

diaphysitis (di-â-fi-si'('se')tis). Inflammation of the shaft of a long bone.

diapylasis [G. a putting in shape.] Setting of a fracture or reduction of a dislocation; diorthosis.

di'aplex. Diaplexus.

diaplexal. Relating to the diaplexus.

diaplexus [G. *diá*, through, + L. *plexus*.] The choroid plexus of the third ventricle.

diapne'a, diapno'e'a. Diapnoe.

diapne'ic, diapno'e'ic. Diapnoeic.

diapnoe (di-ap'no-e) [G. *diapnoê*, a wind-passage.]

Perspiration, especially insensible perspiration.

diapno'ic. 1. Relating to, or causing perspiration, especially insensible perspiration. 2. A mild sudorific.

diapnot'ic. Diapnoeic.

diapophysis [G. *diá*, through, + *apophysis*, an offshoot.] The transverse process of a vertebra; the upper transverse process of the neural arch of a vertebra.

diapye'is [G.] Suppuration.

diapyet'ic. 1. Relating to, or causing suppuration. 2. Anything provoking suppuration.

diare'mia. Diarrhemia.

diarrhea, diarrhoea (di-ah-re'ah) [G. *diá*, through, + *rhoia*, a flow, a flux.] An abnormally frequent discharge of more or less fluid fecal matter from the bowel. *cholera'ic d.*, summer d. *Co'chin Chi'na d.*, psilosis. *crap'ulous d.*, d. due to excesses at table. *d. al'ba*, white flux; (1) celiac* disease; (2) hill d.; (3) sprue (2). *d. chylo'sa*, celiac* disease. *d. urino'sa*, polyuria. *dysenter'ic d.*, a form in which the stools contain much mucus and may be streaked with blood. *hill d.*, a morning d., attended with tympanites, affecting Europeans resident in India when visiting the mountains. *lienter'ic d.*, lientery, d. in which undigested food appears in the stools. *mechan'ical d.*, d. due to obstruction to the portal circulation. *morn'ing d.*, a form in which there are several

loose stools in the early morning and during the forenoon, the bowels being quiet during the remainder of the day and night. *mu'cous d.*, d. with the presence of considerable mucus in the stools; mucomembranous enteritis. *sand d.*, d. occurring in cities on the Great Lakes following winter storms which soil the water supply. *se'rous d.*, d. characterized by watery stools. *summer d.*, d. of infants in hot weather, usually an acute gastroenteritis due to the presence of a microorganism resembling the dysentery bacillus. *trop'ical d.*, sprue (2). *vica'rious d.*, d. caused by an attempt on the part of the economy to relieve itself of water or excrementitious matters normally excreted by other channels. *wat'ery d.*, serous d. *white d.*, d. alba.

diarrhemia, diarrhæmia (di-â-re'mi-ah) [G. *diá*, through, + *haima*, blood (?).] Hydræmia, or dropsy, in the sheep.

diarthrosis (di-ar-thro'sis) [G. articulation.] Movable joint, one in which the opposing bones are not joined by a solid medium, but merely held in apposition, and can move more or less freely upon each other.

diasthisia (di-as'thi-sis) [G. a splitting.] A sudden inhibition of function produced by an acute focal disturbance in a portion of the brain at a distance from the original seat of injury, but anatomically connected with it through fiber tracts.

di aspirin (di-as'pi-rin). Trade name of the salicylic acid ester of salicylic acid, a white powder of a slightly acidulous taste, containing 77.1 per cent. of salicylic acid; employed in rheumatism, pleurisy, pericarditis, and influenza in doses of gr. 5-15 (0.3-1.0).

diastat'ic [G. *diá*, through, + *stellô*, I send.] Reflex diastase. A ferment occurring in plants, which has the property of converting starch into sugar; a preparation containing it is employed in cases of indigestion of starchy foods.

diastasiometry (di'as-ta-sim'e-tri) [diastase + *metron*, measure.] Determination of the activity of a diastatic enzyme.

diastasis (di-as'ta-sis) [G. a separation.] 1. Separation of an epiphysis from the shaft of a long bone, occurring in the young without fracture of the bone. 2. Any simple separation of normally joined parts, as the longitudinal splitting of the rectus abdominis muscle sometimes seen in pregnancy.

diastat'ic. 1. Relating to diastase 2. Relating to a diastasis.

diaste'ma, pl. diaste'mata [diasthma, an interval.] 1. A fissure or abnormal opening in any part, especially if congenital. 2. An interval between two teeth, not occurring normally in man, but seen in dogs and many other of the lower animals. 3. The angle formed by the lingual surface of the upper canine or cuspid tooth and the proximal or anterior surface of the premolar, into which the lower canine fits when the jaws are closed.

diaste'matocrania [G. *diasthma* (diasthma), an interval, + *kranion*, skull.] Congenital sagittal fissure of the skull.

diaste'matomyelia [G. *diasthma* (diasthma), interval, + *myelon*, marrow.] Spina bifida, especially one involving a large part of the spine.

diaste'matopyelia [G. *diasthma* (diasthma), interval, + *pelos*, a pan (pelvis).] Congenital separation between the pubic bones.

diaster [G. *diá*, two, + *astêr*, star.] The double-star figure in mitosis, formed just before the division of the nucleus.

diastole (di-as'to-le) [G. *diastolē*, dilatation.] The dilatation of the heart cavities, during which they fill with blood; the diastole of the atria precedes that of the ventricles; diastole alternates rhythmically with systole or contraction of the heart musculature.

diastolic. Relating to the diastole.

diatēla [G. *diā*, through, between, + L. *tela*, web.] Velum interpositum, tela chorioidea ventriculi tertii.

diathermal [G. *diā*, through, + *thermos*, heat.] Diathermanous.

diathermanous [G. *diā*, through, + *thermainō*, I heat.] Permeable by heat rays

diathermia, **diathermy** [G. *diā*, through, + *thermē*, heat.] Local elevation of temperature in the tissues, produced by a special form of high-frequency current; transthermia, thermopenetration.

diathermic. Relating to diathermy. **d. therapy**, treatment of lupus, cancer, and other local lesions by means of diathermy.

diathesin. Salicylic alcohol, $C_7H_7O_3$, a phenol alcohol obtained from salicin; sometimes employed in rheumatism in doses of gr. $7\frac{1}{2}$ -15 (0.5-1.0).

diathesis [G. arrangement, condition.] A constitutional state predisposing to any disease or group of diseases. **contractural d.**, a tendency to contractures in hysteria. **cystic d.**, a condition in which multiple cysts form in the liver, kidneys, and other organs. **dartrous d.**, a predisposition to herpes, eczema, and certain other cutaneous disorders. **exudative d.**, a predisposition to interstitial and subcutaneous serous or fibrinous infiltrations. **gouty d.**, goutiness. **hemorrhagic d.**, hemophilia. **neuropathic d.**, an inherited or congenital condition marked by an unstable, inadequate, or overirritable nervous system. **rheumatic d.**, dartrous d. **spasmodic d.**, a constitutional tendency to convulsions especially in childhood. **strumous d.**, scrofulous disposition, a predisposition to glandular swellings. **uric acid d.**, a supposed tendency to the formation of uric acid in excess, with resulting rheumatic and gouty symptoms.

diathetic. Relating to a diathesis.

diatom. Noting a chemical compound or radical having two atoms; specifically a hydrate in which two hydrogen atoms are united to the radical by oxygen.

diaxon, **diaxon** [G. *di-*, two, + *axōn*, axis.] Having two neuraxons, noting a nerve-cell* of the third type, or Cajal's cell.

azo- [G. *az-*, two, + Fr. *azote*, nitrogen.] A prefix denoting a compound containing two linked nitrogen atoms, united to an aromatic group and to an acid radical.

azo-reaction (di-az'o-re-ak'shun). Ehrlich's reaction; a reaction obtained by treating the urine in the manner to be described; it has an uncertain diagnostic value in typhoid fever and an unfavorable prognostic value in tuberculosis. To 1 inch of urine in the test-tube are added a like amount of a saturated solution of pure sulphanilic acid in 1 per cent. hydrochloric acid, and 2 drops of $\frac{1}{2}$ per cent. solution of sodium nitrate; this is shaken until an abundant froth forms and then a little spirit of ammonia is poured down the side of the tube. A positive reaction is indicated by a pink coloration of the froth and sometimes, but less certainly, by a claret color of the subjacent urine.

diaryne (di'ā-ēm). Trade name of a preparation said to contain the amylolytic enzyme of the pancreatic juice without the other ferments; em-

ployed in starchy indigestion in doses of 3i-2 (4.0-8.0) of the essence or glycerole.

dibasic [G. *di-*, two, + *basis*, base.] Bibasic; having two replaceable hydrogen atoms, noting an acid with a basicity of 2.

diblastula. An embryonal sac having two cell-layers, ectoderm and entoderm.

Dibothriocephalus [G. *di-*, two, + *bothrion*, dim. of *bothros*, a pit, + *kephalē*, head.] A genus of *Cestodea* or tapeworms; see *Bothriocephalus*.

dibro'mide. A bromide containing twice as many bromine atoms as the monobromide.

dibromogall'ic acid. Gallobromol.

dical'cic. Noting a chemical compound having two calcium atoms in each molecule.

dicar'bonate. Bicarbonate.

dicalous, **dicalous** (di-se'lus) [G. *di-*, two, + *keilos*, hollow.] Having two cavities or two surface excavations.

diceph'alous. Having two heads.

diceph'alus [G. *di-*, two, + *kephalē*, head.] A monster with two heads.

dichasium [di-ka'si-um] [G. *dichasis*, division.] A cyme in which the lateral shoots are arranged in opposite pairs.

dichlamydeous (di-klam-id'e-us) [G. *di-*, two, + *chlamys* (*chlamyd-*), cloak.] Noting a flower having both calyx and corolla, or a double perianth.

dichloralantipyrine (di-klo'ral-an-ti-pi'rēn). An analgesic and hypnotic compound of chloral and antipyrine given in doses of gr. 10-15 (0.6-1.0).

dichlor'diox'ydiam'ido-ar'senoben'zol. Ehrlich's* substance 606, salvarsan.

dichlorhy'drin. A colorless, odorless fluid prepared by heating anhydrous glycerin with 2½ parts of sulphur monochloride; a solvent of resins.

dichlo'ride. Bichloride.

dichlormeth'ane. Methylene bichloride.

dichogamy (di-kog'am-i) [G. *dicha*, asunder, + *gamos*, marriage.] In botany, maturity of anthers and stigma, or andrecium and gynecium, of an hermaphrodite flower at different times, thus preventing self-fertilization.

dichotomy (di-kot'o-mē) [G. *dichotomia*, a cutting in two.] 1. Division into two parts. 2. The payment of a commission to, or division of the fee with, the genera practitioner by the consultant or surgeon.

dichro'ic [G. *di-*, two, + *chrōa*, color.] Relating to dichroism.

dichroism (di'kro-izm). The property of seeming to be differently colored when seen under different aspects.

dichromic (di-kro'mik). Dichromate (1).

dichro'mate (di-kro'māt). 1. A color-blind person who can distinguish two colors, usually two complementary colors. 2. Bichromate.

dichromatic [G. *di-*, two, + *chrōma*, color.] 1. Having two colors. 2. Noting a partially color-blind person who can distinguish but two colors.

dichromophil, **dichromophile** (di-kro'mo-fil, di-kro'mo-fil) [G. *di-*, two, + *chrōma*, color, + *philos*, fond.] Taking a double stain, noting a tissue or cell taking both acid and basic dyes in different parts.

dicinchonine (di-sin'ko-nin). A cinchona alkaloid found chiefly in red bark.

dick'ditis (dik-li-di' (de')tis). Inflammation of a valve, especially a cardiac valve; valvulitis.

dick'dotomy [G. *diktis* (*diklid-*), valve, + *tomē*, incision.] Operation of cutting a valve, especially incision of the rectal folds; valvotomy.

di'clinous [G. *di-*, two, + *klinē*, a bed.] In botany

unisexual, noting flowers having only stamens or pistils; opposed to hermaphrodite.

Dicrocoelium, **Dicrocoelium** [G. *dikroos*, forked, + *koiila*, bowels.] A genus of *Trematoda* or flukes. **D. lanceatum**, *Fasciola lanceolata*, *Distomum lanceolatum*, lancet fluke, inhabiting the gall-bladder of many mammals, but rarely found in man. **D. lanceolaatum**, *D. lanceatum*.

dicrotic [G. *di-*, two, + *krotos*, a beating.] Relating to dicrotism, noting a pulse with two beats for each cardiac systole. **d. notch**, the notch in a pulse-tracing which precedes the second or dicrotic wave. **d. pulse**, one with two well-marked beats for each ventricular contraction. **d. wave**, the second rise in the tracing of a dicrotic pulse.

dicrotism. The condition of a pulse having two beats to each cardiac systole.

diction (dik'shun) [L. *dicere*, to speak.] The choosing of words and their grammatical arrangement in sentences to express thought.

didactic [G. *didaskō*, I teach.] Instructive; noting specifically medical instruction given by set lectures or text-books, as distinguished from clinical instruction with the patient present.

didactylism (di-dak'til-izm) [G. *di-*, two, + *daktylos*, finger or toe.] The condition of having but two fingers on a hand or two toes on a foot.

didelphic [G. *di-*, two, + *delphys*, womb.] Having or relating to a double uterus.

didymalgia (did-i-mal'ji-ah) [G. *didymos*, twin (a testis), + *algos*, pain.] Orchidalgia, pain in a testicle.

didymin. Trade name of an extract of the testicle of the bull; said to be aphrodisiac and tonic in doses of gr. 3-5 (0.2-0.3).

didymitis (did-i-mi'(me'tis) [G. *didymos*, twin (testis), + *-itis*.] Orchitis, inflammation of a testicle.

didymium (di-dim'i-um). A substance thought at the time of its discovery to be an element; it is found usually in combination with lanthanum and cerium; is said to be strongly antiseptic.

didymodynia (did'i-mo-din't-ah) [G. *didymos*, twin (testis), + *odynē*, pain.] Didymalgia, orchidalgia.

didynamous [G. *di-*, two, + *dynamis*, power.] Noting a flower having four stamens arranged in two pairs, one of which is shorter than the other.

die. To cease to live. To become dead in whole or in part.

die. 1. A stamp for impressing a design or a special shape upon some softer material. 2. In dentistry, a cast of the mouth over which is made the blank of an artificial denture.

diachroscope (di-ek'o-skōp) [G. *di-*, two, + *schō*, a sound, + *skopō*, I examine.] A form of stethoscope by means of which two sounds in two different parts can be listened to at the same time.

diaceous, **diaceous** (di-e'shus) [G. *di-*, two, + *oikia*, house.] Noting animals or plants that are sexually distinct, the individuals being of one or the other sex.

dielec'tric [G. *dia*, through.] Transmitting electric effects, although a non-conductor. **d. con'stant**, the inductive capacity of an insulating medium.

dielec'trolysis [G. *dia*, through.] Cataphoresis.

dienceph'alón [G. *dia*, through, + *enkephalos*, brain.] The inter-brain, between-brain, or 'tween-brain, the posterior division of the prosencephalon from which are developed the posterior part of the third ventricle, the optic thalami, pineal body, pituitary body, interpeduncular structures, and the optic nerve and retina.

die-plate. A die used in swaging or in making artificial cap-crowns.

dier'esis [G. *diastresis*, a division.] Solution of continuity.

dieret'ic. Relating to dieresis; dividing, ulcerating, corroding.

diesoph'agus. *Diesophagus*.

diestrum (di-es'trum) [G. *di-*, two, + *oistros*, a mad desire.] An interval of abnormally short duration between two periods of heat in an animal.

di'et [G. *diaita*.] 1. Food and drink in general. 2. A prescribed course of eating and drinking, in which the amount and kind of food, as well as the times at which it is to be taken, are regulated by the physician. 3. To take only simple and easily digestible food in moderate amount.

di'etary. 1. Relating to the diet. 2. Diet (2)

dietet'ic. Relating to diet.

dietet'ics. The branch of therapeutics treating of food and drink in relation to health and disease.

diethyl. 1. One of the paraffin series of hydrocarbons, C₄H₁₀ or C₂H₅. C₂H₅, found in petroleum; normal butane. 2. A prefix denoting the presence of two ethyl radicals in the molecule.

diethylamine (di-ē-thil'a-mēn). A ptomaine derived from certain decaying food substances; it is not poisonous.

diethyl-barbitur'ic ac'id. Diethyl malonyl urea, malo-urea, a ureide derived from diethylmalonic acid; a white crystalline powder of slightly bitter taste, soluble in 150 parts of water; hypnotic in doses of gr. 5-15 (0.3-1.0).

diethyl'ylendiamine. Piperazine.

diethylketone (di-eth'il-ke'ton). Metacetone, propion; a clear liquid, used as a hypnotic in medicinal conditions in doses of gr. 7-22 (0.5-1.5).

Diell's cr'ises (de'til) [Joseph Diell, Austrian physician, 1804-1878.] Sudden attacks of paroxysmal lumbar and abdominal pain, with nausea and vomiting, occurring in cases of wandering kidney.

dietother'apy [G. *diaita*, diet, + *therapeia*, treatment.] The treatment of disease by regulation of the diet.

Dieldonné's me'dium (de-ē-dō-na') [Adolph Dieldonné, Munich physician, *1864.] An alkaline blood-agar medium for the cultivation of microorganisms; it consists of defibrinated ox blood 30, normal solution of potassium hydrate 50, cholera agar* 140.

Dielafoy's as'pirator (de-ē-lā-fwā') [Georges Dielafoy, Paris physician, 1839-1911.] A large glass cylinder with piston and two openings with stopcocks, one for a tube with trocar and cannula, the other for the discharge tube. **D.'s the'ory**, appendicitis is always the result of the transformation of the appendicular canal into a closed cavity. **D.'s triad**, hyperesthesia of the skin, reflex muscular contraction, and tenderness at McBurney's point in appendicitis.

different'ial. Relating to or marked by a difference; distinguishing. **d. blood-count**, an enumeration of the number of corpuscles in a given amount (cubic millimeter) of blood, with determination of the approximate percentage of each variety of leucocyte.

differentiated (dif-er-en'shi-a-ted). Having a different character or function from the surrounding structures or from the original type, said of tissues, cells, or portions of the cytoplasm.

differentiation (dif-er-en'shi-a'shun). 1. The acquiring or the possession of character or function different from that of the original type; specialization. 2. Differential diagnosis.*

diffraction [L. *diffRACTUS*; *diffRINGERE*, to break up.]

The deflection of the rays of light in passing by the edge of an opaque body.

diffuse (di-fu'zât) [L. *diffundERE*, to pour in different directions.] Dialysate; the soluble crystalloid substance separated by dialysis from the colloid matter in a mixture.

diffuse (di-fûs') [L. *diffundERE*, to pour in different directions.] Spread about, not circumscribed or limited.

diffuse (di-fûz'). To spread about, to scatter.

diffused (di-fûzd'). Diffuse.

diffusible. 1. Capable of being diffused. 2. Invading or affecting all parts of the body rapidly, as a *d. stimulant*.

diffusion (di-fu'zhun). 1. A spreading about or scattering. 2. Dialysis. *d. meth'od*, auxanographic* method.

difluorophen'yl, difluorphen'yl. A colorless, crystalline powder of aromatic odor, an organic fluorine compound; used as an antiseptic dusting powder, or in ointment, in dermatological practice.

Digalen. The proprietary name of a solution of Cloetta's soluble digitoxin, about $\frac{1}{4}$ grain to the ounce; dose, $\text{m}15$ (i.o).

digastric [G. *di-*, two, + *gastêr*, belly.] 1. Having two bellies, noting especially a muscle with two fleshy parts separated by an intervening tendinous part. 2. *Musculus digastricus*. 3. Relating to the digastric muscle, noting a fossa or groove with which it is in relation, and a nerve supplying its posterior belly.

digastricus. The digastric muscle, see under *musculus*.

digénesis [G. *di-*, two, + *genesis*, generation.] Reproduction in different ways in different generations, as seen in the non-sexual, or vertebrate, and the sexual, or invertebrate, cycles of the malarial and other blood-parasites.

digénetic. Relating to or marked by digenesis.

digest [L. *digerERE*, to divide, to dissolve.] 1. To soften by moisture and heat. 2. To hydrolyze or break up into simpler chemical compounds by means of ferments, noting the action of the secretions of the alimentary tract upon the food.

digestant. 1. Aiding digestion. 2. An agent which helps or assists the process of digestion.

digestor. One who or that which digests; see *digestor's digester*.

digestion [L. *digestio*.] The process whereby the ingested food is converted into material suitable for assimilation with consequent upbuilding of the tissues or the liberation of energy. *gas'tric d.*, that part of digestion, chiefly of the proteins, which is carried on in the stomach by the enzymes of the gastric juice. *intercell'ular d.*, *d. in a cavity* by means of secretions from the surrounding cells, such as occurs in the metazoa. *intes'tinal d.*, that part of *d.* which is carried on in the intestine, it affects all the food-stuffs—starches, fats, and proteins. *intracell'ular d.*, *d. within the substance of a cell*, such as occurs in the protozoa and in phagocytes. *pep'tic d.*, gastric *d.* *primary d.*, *d. in the alimentary tract*. *sal'ivary d.*, the conversion of starch into sugar by the action of the salivary ferments. *sec'ondary d.*, the change in the chyle effected by the action of the cells of the body, whereby the final products of *d.* are assimilated in the process of metabolism.

digestive. 1. Relating to digestion. 2. Digestant(x). *d. fever*, a slight rise in body temperature occurring during digestion.

digestol. Trade name of a digestant composed of pepsin, salol, and bismuth subnitrate.

digipuratum (di-j-pu-ra'tum). A dry extract of digitalis of definite strength, said to be freed from digitonin; employed in the same doses as digitalis leaves.

digis'trophan. Trade name of a mixture of digitalis and strophanthus, in the proportional strength of 2 parts of digitalis leaves to 1 part of strophanthus seeds.

digit (di-j'it) [L. *digitus*.] A finger or toe.

digital (di-j'tal). Relating to or resembling a digit or digits or an impression made by them. *d. cavity*, see under *cavity*. *d. fos'sa*, fossa trochanterica. *d. impres'sions*, digitate impressions.

digitalein (di-j'i-tal'e-in). A glucoside from digitalis leaves; a white amorphous powder of very bitter taste; diuretic and cardiac in dose of gr. $\frac{1}{10}$ (o.oor).

digitalin (di-j'tal-in). A glucoside of digitalis; often a mixture of various principles of uncertain strength and composition; see *digitalinum*. *French d.*, (1) an amorphous white or yellowish powder, chloroformic *d.*, Homolle's *d.*; (2) a crystallized substance occurring as needle-shaped crystals, Nativelle's *d.* *German d.*, *digitalinum purum*. *true d.*, *digitalinum verum*.

digitalinum (di-j'tal-e-num). Digitalin. *d. pu'r-um*, German digitalin, of uncertain composition, containing chiefly digitonin with some true digitalin. *d. ve'r-um*, true digitalin, a glucoside, $\text{C}_{22}\text{H}_{34}\text{O}_{11}$, occurring as a white amorphous or granular powder; dose, gr. $\frac{1}{4}$ (o.oor).

digitalis (di-j'i-ta'lis) [L. *digitalis*, relating to the fingers.] (U.S. and Br.) The dried leaves of *Digitalis purpurea*, purple foxglove, ladies' fingers, taken from plants of the second year's growth at the beginning of flowering; cardiac tonic and diuretic in doses of gr. $\frac{1}{2}$ –2 (o.03–0.13).

digitalism (di-j'tal-izm). The poisonous symptoms caused by digitalis.

digitalon (di-j'ta-lon). A non-alcoholic solution of the glucosides of digitalis; dose, $\text{m}8$ –15 (o.5–1.0) by hypodermic injection.

digitate (di-j'tât). Marked by a number of finger-like processes or impressions. *d. impres'sions*, impressiones digitatæ, faintly marked depressions on the inner surface of the cranium, corresponding more or less nearly to the cerebral convolutions.

digitat'ion [L. *digitatio*.] 1. A process resembling a finger. 2. A figure of a number of finger-like processes.

digitatio'nes hippocam'pi [L. pl. of *digitatio*.] [BNA] Digitations of the hippocampus, pes hippocampi; the slight grooves and notches on the thickened anterior extremity of the hippocampus major.

digiti (di-j'ti) [L. pl. of *digitus*.] Fingers. *d. hippocrat'ic*, Hippocratic* fingers. *d. ma'nus*, fingers. *d. mor'tui*, dead fingers, a vasomotor disturbance possibly a mild form of Raynaud's disease, marked by a purplish or waxy white color of the fingers, with subnormal temperature and paresthesia. *d. pe'dis*, toes.

digitin (di-j'tin). An inert derivative of digitalis, probably the same as digitonin.

digitol (di-j'tol). Trade name of a specially prepared tincture of digitalis.

digitonin (di-j'to'nin). A substance, $\text{C}_{22}\text{H}_{34}\text{O}_{11}$, obtained from digitalis; it has no action upon the heart, so far as known; it is said to constitute about 50 per cent. of the German digitalin, *digitalinum purum*.

digitoxin (di-j'tok'sin). A glucoside, $\text{C}_{22}\text{H}_{34}\text{O}_{11}$, obtained from digitalis; it occurs as a white crystalline powder of bitter taste.

digitus, gen. and pl. *digitus* (di-j'tus) [L.] Finger

or toe; specifically a finger as distinguished from *dactylus*, a toe. **d. annula'ris**, ring or fourth finger, **d. medicus**. **d. auricula'ris**, little or fifth finger, called auricular because used in scratching or cleaning the external auditory meatus. **d. exten'sus**, backward deviation of a finger. **d. flex'us**, permanent flexion of a finger. **d. ma'nus**, finger. **d. me'dicus**, **d. medicina'lis**, the fourth or ring finger, medical finger because formerly supposed to have a direct nervous connection with the heart and to be therefore of significance in a diagnostic sense. **d. me'dius**, middle or third finger. **d. min'imus**, the little or fifth finger. **d. mort'uus**, see *digiti mortui*. **d. pe'dis**, toe, dactylus. **d. recell'ens**, trigger finger.* **d. val'gus**, permanent deviation of one or more fingers to the ulnar side. **d. va'rus**, permanent deviation of one or more fingers to the radial side.

diglossia (di-glos'si-ah) [G. *di-*, two, + *glōssa*, tongue.] A condition in which the tongue is bifid, or split longitudinally.

diglos'sus. One with a congenitally bifid tongue.

dig'nathus (di-gnath'us) [G. *di-*, two, + *gnathos*, jaw.] A monster with double jaw.

dihy'drate. A chemical compound with two hydroxyl radicals or one with two molecules of water.

dihy'dric. A chemical compound with two hydrogen atoms.

dihydrocollidine (di-hi''dro-kol'i-dēn). A ptomaine in decaying animal matter.

dihydroresorcinol (di-hi''dro-re-zor'si-nol). A substance obtained from resorcinol by the action of sodium amalgam with carbon dioxide, said to be antiseptic.

dihydroxyphthalophenone (di-hi-drok''st-ftal-o-fe'nōn). Phenolphthalein.

dihypercytosis (di-hi''per-si-to'sis) [G. *di-*, two, + *hypercytosis*.] Hyperhypercytosis.

dihyste'ria [G. *di-*, two, + *hystera*, uterus.] A condition in which there is a double uterus.

diiodide (di-i'o-did). Biniodide.

di'iodobe'tanaph'thol. Iodonaphthol.

diiodoform (di-i-o-do-form). Iodethylene, ethylene periodide, ethylene tetraiodide, C_2I_4 , prepared by adding an excess of iodine to acetylene iodide; a yellow crystalline powder insoluble in water, employed as a substitute for iodoform.

di'iodosalicyl'ic acid. Sanaform.

di'iodosalicyl'ic phe'nyl-es'ter. Diiodosalol.

diiodosalol (di-i'o-do-sal'ol). Phenyl diiodosalicylate, a crystalline powder, without odor or taste, a condensation product of phenol with diiodosalicylic acid; employed internally in rheumatism, and externally as an antiseptic dusting powder.

dike'tone. A ketone containing two atom groups (CO).

dilaceration (di-las-er-a'shun) [L. *dilacerare*, to tear in pieces.] 1. The formation of an aperture through a cataractous lens by piercing the center and prying apart the two halves. 2. A displacement of some portion of a developing tooth which is then further developed in its new relation.

dilata'tion [L. *dilatare*, to expand.] 1. Enlargement of a cavity, canal, or opening, occurring pathologically or made artificially. 2. The act of dilating or enlarging.

dila'tor. 1. An instrument designed for enlarging a cavity, canal, or opening. 2. A muscle the function of which is to pull open any orifice. **d. con'chæ**, muscular fibers passing between the concha and the tragus of the external ear. **d. ir'idis**, the radiating fibers of the iris, contrac-

tion of which dilates the pupil. **d. tu'be, max'illæ**, tensor veli palatini.

dill. Anethum.

diluent (dil'u-ent) [L. *diluere*, to dilute.] 1. Diluting, making weaker or more watery. 2. A reagent which reduces the strength of a solution or mixture. 3. A remedy which is supposed to increase the fluidity of the blood or any of the body fluids.

dilution. 1. The act of reducing the strength of a mixture or solution. 2. A weakened solution. 3. In homeopathy, dynamization or potentization.

dimercu'ron. The bivalent mercuric ion.

dim'erous [G. *di-*, two, + *meros*, part.] Consisting of two parts.

dimethylacetal (di-meth-il-as'e-tal). Ethylidene dimethyl ether, a colorless liquid obtained by the interaction of aldehyde, methyl alcohol, and glacial acetic acid; employed as a general anesthetic like chloroform.

dimethylamine (di-mē-thil'ā-mēn). A ptomaine decaying gelatin, and obtained from mercuric iodide by the action of ammonia.

dimethylarsen'ic acid. Cacodylic acid.

dimethylar'sin. Cacodyl.

dimethylxanthine (di-meth-il-zan'thin). Theobromine.

dime'tria [G. *di-*, two, + *mētra*, womb.] Dihysteria.

dimor'phic. Dimorphous.

dimor'phism [G. *di-*, two, + *morphe*, shape.] Existing in two forms; noting a difference in crystallization exhibited by the same substance, or a difference in form or outward appearance between individuals of the same species belonging to opposite sex.

dimor'phous. Having the property of dimorphism.

dineur'ic (di-nu'rik) [G. *di-*, two, + *neurōs*, nerve.] Having two axis-cylinder processes, noting a neuron or nerve-cell.

din'al [G. *dinos*, dizziness.] 1. Relating to relieving vertigo.

Dinifer'ida. An order of *Dinoflagellata* in which the flagella lie in furrows.

dini'trate. A salt having two molecules of azotic acid.

dinitrocellulose (di-ni-tro-sel'u-lōz). Pyroxylin.

din'ner pad. A pad of moderate thickness placed over the pit of the stomach before the application of a plaster jacket; after the plaster has set the pad is removed, leaving space for varying conditions of abdominal distention.

din'ner pill. *Pilula ad prandium*; a laxative pill containing aloes, to be taken after eating; the several dinner pills are known as Chapman's, Cole's, Hall's, and Lady Webster's, and all contain about 1 grain of aloes, Cole's having jalapine blue mass, and tartar emetic as well.

Dinoflagella'ta [G. *dinos*, a whirling.] A suborder of *Phytomastigophora*, comprising organisms with a cellulose envelope, containing yellow or brown pigment, and with two or more flagella, transverse and longitudinal, by the action of which the organism rotates as it advances.

dinormocytosis (di-nor'mo-si-to'sis) [G. *di-*, two, + *normocytosis*.] Normonormocytosis, isonormocytosis.*

Di'odon [G. *di-*, two, + *odous* (odous-), tooth.] A genus of globe-fishes, some species of which are poisonous.

dioe'cious. Diecious.

diosoph'agus [G. *di-*, two, + *oiosophagos*, esophageal.] A congenital reduplication, complete or partial, of the esophagus.

diestrum (di-es'trum). Diestrum.

omorphine. A mixture of dionin and morphine.
onin. Ethylmorphine hydrochloride, prepared by the action of ethyl iodide on morphine, with the addition of hydrochloric acid; a white bitterish powder soluble in 2 parts of water; antispasmodic and analgesic, employed in spasmodic respiratory diseases, insomnia, and neuralgia in doses of gr. $\frac{1}{4}$ (0.015-0.03), and locally in painful ocular diseases in 5 per cent. solution.

optom'eter [G. *dia*, through, + *opsis*, vision, + *metron*, measure.] An instrument for determining the limits of the field of vision.

opt'er [G. *dioptra*, a leveling instrument.] A dioptric, the unit of refracting power of lenses, denoting a lens whose principal focus is at a distance of 1 meter (39.3 inches). **prism d.**, see under *prism*.

optom'eter. Dioptrimeter.

optom'etry. Dioptrometry.

optos'copy. Dioptriscopy.

op'tic. 1. Diopter. 2. Refractive.

op'tics. The branch of optics which deals with the refraction of light.

optrom'eter [*diopler* + G. *metron*, measure.] An instrument for measuring refraction.

optrom'etry [*diopler* + G. *metron*, measure.] Measurement of the degree of accommodation and refractive power of the eye.

optros'copy [*diopler* + G. *skopeō*, I examine.] Determination of the degree of refraction by means of the ophthalmoscope.

op'try. Diopter, a dioptric.

ortho'sis [G. a making straight.] Diaplasts.

oscor'ea [after *Dioscorides* Pedacius or Pedanius, a Greek physician and botanist, probably of the first century B.C. or A.D.] Colic-root, rheumatism-root, wild yam; the rhizome of *Dioscorea villosa*; expectorant and diaphoretic; has been used in the treatment of rheumatism and bilious colic, in doses of gr. 10-40 (0.6-2.6) of a fluid-extract.

oscor'in (di-os-kor'e-in). A resinoid from *Dioscorea villosa*; a brownish bitter powder, employed as a diaphoretic and antispasmodic in doses of gr. 1-3 (0.06-0.2).

Dioscorides' gra'nule (di-os-kor'i-tēz) [*Dioscorides* Pedacius, the younger, Greek writer on materia medica, first century A.D.] A granule of milk sugar and gum arabic containing gr. $\frac{1}{10}$ (0.001) of arsenous acid.

ose (di'ōē). Glycol aldehyde, $C_2H_4O_3$, chemically the simplest sugar.

os'mal. Trade name of a buchu preparation, employed for the same purposes as buchu in doses of gr. 1-2 (0.06-0.13).

osmosis (di-oz-mō'sis) [G. *dia*, through, + *ōsmos*, a pushing.] The transudation of a fluid through a membrane.

os'pyros [G. *Dios pyros*, Jupiter's wheat.] Peruvianum, the unripe fruit of *Diospyros virginiana*; astringent, tonic, and antiperiodic in doses of $\frac{3}{4}$ -1 (15.0-30.0) of the infusion.

oxide. A chemical compound containing two atoms of oxygen to one of the metallic element.

oxydiamido-arsenobenzol (di-ok'si-di-am'i-do-ar'-o-o-ben'zol). Salvarsan.

oxygen. Trade name of a preparation of hydrogen peroxide.

osyal'sena. Orcin.

osy'tene. Diamylene, cinene, cajeputene, camphene, $C_{15}H_{20}$, a substance present in several essential oils, said to be one of the constituents of turpentine.

dipha'sic [G. *di-*, two, + *phasis*, appearance.] Occurring in, or referring to, two phases or stages.

diphenylamine (di-fen-il'ā-mēn). A crystalline substance used as a test for nitrous and nitric acids.

dipho'nia [G. *di-*, two, + *phōnē*, voice.] Double voice, the simultaneous production of two distinct tones during phonation.

diphtheria (dif-the'rī-ah) [G. *diphthera*, leather.] A specific infectious disease due to the Kleb-Loeffler bacillus, marked by inflammation, with formation of a fibrinous exudate, of the mucous membrane of the throat or nose, and by more or less pronounced symptoms of toxemia. **false d.**, diphtheroid; croupous tonsillitis. **surgical d.**, the formation of a false membrane on the surface of a wound.

diphthe'rial. Relating to diphtheria.

diphther'icide. Trade name of a pastile containing thymol and sodium benzoate, used for sore throat.

diph'therin. The toxin of diphtheria, diphtherotoxin.

diphtheriolysin (dif-the'rī-ol'i-sin). An antibody destructive to the diphtheria bacillus.

diphtherit'ic. Relating in any way to diphtheria.

diphtheritis (dif-ther-i'(e')tis). Diphtheria.

diph'theroid [G. *eidos*, resemblance.] Pseudodiphtheria, false diphtheria; one of a group of local infections, suggesting diphtheria, with occasional symptoms of toxemia, caused by various microorganisms other than the diphtheria bacillus.

diph'therotox'in. The toxin of diphtheria.

diphthon'gia [G. *di-*, two, + *phthongos*, the voice.] Diphonia.

diphyodont (dif'i-o-dont) [G. *di-*, two, + *phýō*, I produce, + *odont* (odont-), tooth.] Having two sets of teeth, as man and most mammals.

Diplacanthus na'nus [G. *diploous*, double, + *akantha*, spine; L. *nanus*, dwarf.] Hymenolepis nana.

diplocusis (dip-lā-ku-sis) [G. *diploous*, double, + *akousis*, hearing.] A difference of perception of sound by the two ears, either in time or in pitch, so that one sound is heard as two. **b. binaural'ia**, a condition in which the same sound is heard differently by the two ears. **d. monaural'ia**, a condition in which one sound is perceived as two in the same ear.

diplegia (di-ple'jī-ah) [G. *di-*, two, + *plēgē*, a stroke.] Double hemiplegia; paralysis of corresponding parts on both sides of the body. **fa'cial d.**, double facial paralysis. **in'fantile d.**, birth-palsy.*

dip'loalbuminu'ria [G. *diploous*, double.] The co-existence of nephritic, or pathological, and non-nephritic, or physiological, albuminuria.

diplobacillus (dip-lo-bā-si'us) [G. *diploous*, double.] A double bacillus, two bacilli linked end to end.

diplobacte'ria [G. *diploous*, double.] Bacteria occurring in pairs linked together.

diploblas'tic [G. *diploous*, double, + *blastos*, germ.] Formed of two germ layers.

diplocar'dia [G. *diploous*, double, + *kardia*, heart.] A condition in which the two lateral halves of the heart are more or less separated by a central fissure.

diplococcemia, **diplococcæmia** (dip-lo-kok-se'mī-ah) [*diplococcus* + G. *haima*, blood.] The presence of diplococci in the blood.

diplococ'coid [*diplococcus* + G. *eidos*, resemblance.] Resembling a diplococcus.

Diplococ'cus [G. *diploous*, double, + *kokkos*, berry.] A form of micrococcus in which, after division in one plane, the two new individuals remain more or less attached. **D. gonorrhoe'æ**, *Micrococcus gonorrhoeæ*. **D. intracellula'ris meningit'**

idis, meningococcus, a biscuit-shaped organism, occurring in pairs, the specific cause of epidemic cerebrospinal meningitis. **D. lanceola'tus**, **D. pneumo'nis**, pneumococcus, an organism of variable morphology, the specific cause of croupous pneumonia. **D. pyog'enes ure'a**, a d. found in purulent urine. **D. rheumat'icus**, a form found in certain cases of acute rheumatism and assumed to be pathogenic. **D. scarlati'næ**, a form found in the throat in scarlatina, Class's d.

diploco'ria [G. *diploûs*, double, + *korê*, pupil.] The presence of a double pupil in the eye.

diploë (dip'lo-e) [G. *diploë*, fem. of *diploûs*, double.] The central layer of spongy bone between the two layers of compact bone, outer and inner plates or tables of the flat cranial bones.

diplogen'esis [G. *diploûs*, double, + *genesis*, generation.] The production of a double monster or of one with some parts doubled.

Diplogonop'orus gran'dis [G. *diploûs*, double, + *gonos*, seed, + *poros*, pore; L. *grandis*, large.] A form of tapeworm found in Japan.

diplo'ic, **diploet'ic**. Relating to the diploë.

diploimelitturia (dip-lo-mel-i-tu'ri-ah) [G. *diploûs*, double, + *melî*, honey, + *ouron*, urine.] The occurrence of diabetic and non-diabetic glycosuria in the same individual.

diplomylia (dip-lo-mi-e'll-ah) [G. *diploûs*, double, + *myelon*, marrow.] The presence of a fissure in the spinal cord, the two lateral halves being more or less distinct.

diplo neural (dip-lo-nu'ral) [G. *diploûs*, double, + *neuron*, nerve.] Supplied by two nerves from different sources, said of certain muscles.

diplopho'nia [G. *diploûs*, double, + *phônê*, voice.] Diphonia.

diplopia (di-plo'pi-ah) [G. *diploûs*, double, + *ops*, eye.] Double vision, due to paralysis of the ocular muscles in consequence of which the image of an object falls upon non-corresponding portions of the two retinae. **binoc'ular d.**, double vision caused by muscular imbalance, the visual axes not being fixed on the same point. **crossed d.**, **heteronymous d.** **direct' d.**, **homonymous d.** **heteron'ymous d.**, **crossed d.**, d. in which the false image is on the same side as the sound eye; d. due to divergent squint or paralysis of the internal rectus. **homon'ymous d.**, **simple d.**, **direct d.**, d. in which the false image is on the same side as the affected eye; d. due to convergent squint or paralysis of the external rectus. **monoc'ular d.**, a form in which two objects are seen with the same eye, due to incomplete cataract, double pupil, etc. **sim'ple d.**, **homonymous d.**

diplopiometer (dip-lo-pi-om'e-tur) [G. *metron*, measure.] An instrument for determining the presence and the degree of diplopia.

diploscope (dip'lo-sköp) [G. *diploûs*, double, + *skopeô*, I examine.] An instrument for the study of binocular vision and of its anomalies.

diploso'me (dip'lo-sôm) [G. *diploûs*, double, + *sôma*, body.] 1. One of the allosomes which are paired in the spermatogonium. 2. A double centrosome.

diploso'mia [G. *diploûs*, double, + *sôma*, body.] A condition in which twins, seemingly independent in all their parts, are joined at one or more points; see cut under *thoracopagus*.

diplostemonous (dip-lo-ste'mo-nus) [G. *diploûs*, double, + *stêmôn*, stamen.] In botany, having twice as many stamens as sepals or petals. **d. andre'cium**, noting a flower in which the stamens are arranged in two alternating whorls.

diploteratol'ogy. The division of teratology dealing with double monstrosities.

Dippel's animal oil [Johann Konrad Dippel, German alchemist, 1673-1734.] *Oleum animalis æthereum*.

diprosopus (di-pro-so'pus) [G. *di-*, two, + *prosôpon*, face.] A monster with duplication of the face or any of its parts; see cut under *opodymus*.

Dipsacac'ceæ [G. *dipsakos*, teasle.] An order of gamopetalous, dicotyledonous plants, the inflorescence of which is a capitulum, the fruit an achene.

dipsoma'nia [G. *dipsa*, thirst, + *mania*, madness.] A recurring psychosis in which the patient from time to time is driven by an imperative compulsion to drink to excess of alcoholic beverages.

dipso'sis [G. *dipsa*, thirst.] Excessive thirst, or a longing for certain unusual forms of drink.

dipsother'apy [G. *dipsa*, thirst, + *therapia*, treatment.] Treatment of certain diseases by abstention, as far as possible, from liquids.


Dip'tera [G. *di-*, two, + *pteron*, wing.] An order of two-winged insects, including flies and mosquitoes.

Dipterocar'pus [G. *dipteros*, with two wings, - *karpos*, fruit.] A genus of trees, some East Indian species of which furnish gurjun balm.

dipterous (dip'ter-us). Two-winged, noting flies, mosquitos, and other insects belonging to the order *Diptera*.

dip'teryx [G. *di-*, two, + *pteryx*, wing.] Tonka bean; the prepared seed of *Diptyryx* (*Camarouna*) *odorata* or *oppositifolia*; antispasmodic and narcotic in doses of $\frac{15}{10}$ -10 (0.3-0.6) of a fluidextract. See *cumarin*.

dippygus (di-pi'gus) [G. *di-*, two, + *pygê*, buttocks.] A monster with duplication of the lower part of the spinal column and the pelvis. **d. parasit'icus**, see cut under *gastrothoracopagus*.



DIPPYGUS.

Dipylid'ium cani'num [G. *dipyllos*, with two entrances.] A species of dog tapeworm, the larvæ of which are harbored by the flea; the worm may also infest man.

direct' [L. *dirigere*, to set in a straight line.] Straight, not deviating to either side.

direct'or. An instrument, usually in the form of a grooved probe or sound, designed for guiding the knife of the operator, in slitting up a sinus, for example, or in the operation of external urethrotomy; called also a guide.

dir'igomo'tor. Directing or controlling muscular movement.

dirty-eater. Geophagist.

dirty-eating. Geophagia, geophagism, geophagy.

dis- [L. an inseparable preposition denoting separation, taking apart, sundering, in two.] A prefix having the same force as the original Latin preposition.

disaccharid, disaccharide (di-sak'kar-id) [G. *di-*, two, + *sakcharis*, sugar.] A carbohydrate containing two saccharid groups plus a molecule of water; sucrose, lactose, and maltose belong to this class.

disaggregation (dis-ag'gre-ga'shun) [L. *dis-*, separating, + *aggregare*, to assemble.] 1. A breaking up into the component parts. 2. In psychology, an inability to coordinate the various sensations and failure to observe their mutual relations.

deamidize [dis-, asunder, + *amide* + *-ize*, suffix denoting action.] Deamidize.

disarticulation [L. *dis-*, apart, + *articulus*, joint.] Amputation of a limb through a joint, without cutting of bone.

disassimilation. Destructive or retrograde metabolism.

disc [L. *discus*; G. *diskos*, a dish.] 1. In anatomy any approximately flat circular surface. See *discus*. 2. In dentistry a disc-shaped piece of thin paper or other material, coated with emery or other abrasive substance, used for cutting and polishing fillings. **blastodermic d.**, the germinal d. of an ovum after segmentation of the vitellus. **blood d.**, platelet. **choked d.**, papillitis, papilledema, intraocular neuritis; inflammation of the retinal portion of the optic nerve, marked by swelling of the optic disc which is of a grayish white color. **germinal d.**, the point in an ovum where the embryo begins to be formed. **optic d.**, *discus opticus*. **proliferous d.**, cumulus oophorus. **stenopellic d.**, a metallic or other opaque disc with a narrow slit through which one looks, used as a test for astigmatism. **straboscopic d.**, a lens which distorts the object looked at. **tactile d.**, the expansion of the terminal fiber of a nerve of sensation. **transverse d.**, one of the dark transverse lines seen on examining a muscular fiber under the microscope.

discharge. 1. To set free; to remove the contents or load. 2. The escape or flowing away of the contents of a cavity, either normal or pathological. 3. The matter which is discharged.

discharger. An instrument for setting free the electricity in a condenser or Leyden jar.

dissection (dis-sish'un) [L. *discindere*, to split.] Incision or cutting through a part; specifically needling, splitting the capsule and breaking up the substance of the crystalline lens with a knife-needle, in cases of soft cataract. **d. of the cervix**, division of the cervix uteri on either side for the relief of stenosis. **d. of the pleura**, Ransohoff's operation. **posterior d.**, incision of a membranous cataract from behind by a knife passed through the sclera.

discitis (dis-ki'ke'tis). Inflammation of any disc, especially of an interarticular cartilage; meniscitis. **discoblastic.** Relating to a discoidal segmentation of the yolk in an impregnated ovum.

discocarp [G. *diskos*, disc, + *karpus*, fruit.] 1. Apothecium, an ascocarp in which the hymenium is exposed during the development of the ascus. 2. An arrangement of separate achenes within a bilow receptacle.

discoid [G. *diskos*, disc, + *eidōs*, appearance.] 1. Resembling a disc. 2. In dentistry a disc-shaped excavator.

discoplacenta. A placenta of discoid shape.

discoplasm [G. *diskos*, a disc, + *plasma*, something formed.] That portion of the cytoplasm which possesses vital properties.

disco'ria [G. *dis*, double, + *korē*, pupil.] The presence of a double pupil.

dis'costro'ma. The stroma of a red blood cell.

discrete' [L. *discretus*; *discernere*, to separate.] Separate, distinct, not joined to or incorporated with another; noting especially certain lesions of the skin and other parts.

discus [L.] **d. articula'ris** [BNA], articular disc, interarticular fibrocartilage; a plate or ring of fibrocartilage attached to the joint capsule and separating the articular surfaces of the bones for a varying distance, sometimes completely; it serves to adapt two articular surfaces which are not entirely congruent. **d. intervertebra'lis**, intervertebral disc, cartilago* intervertebralis. **d. ner'vi op'tici**, **d. op'ticus**, disc of the optic nerve, optic disc, papilla* nervi optici [BNA]. **d. prolige'rus**, cumulus oophorus.

discuss' [L. *discutere*, to shake apart.] To disperse, to cause to disappear or be absorbed.

discuss'ive. Discutient.

discutient (dis-ku'shent) [L. *discutere*, to shake apart.] 1. Scattering or dispersing a pathological accumulation. 2. An agent which causes the dispersal of a tumor or pathological collection of any sort.

disdiacast (dis-di'ah-klast) [G. *dis*, twice, + *dia*, through, + *clastos*, broken.] A doubly refractive element in striated muscular tissue.

disease (diz-ēz') [Eng. *dis-* priv. + *ease*.] Morbus, illness, sickness; an interruption or perversion of function of any of the organs; a morbid change in any of the tissues, or an abnormal state of the body as a whole, continuing for a longer or shorter period. [In the following the eponymic terms are not given, they will be found under the proper names; see also *morbus*.] **acute' d.**, an abnormal condition of the body or any of its parts, manifested by symptoms of a more or less violent character, and terminating, after a comparatively brief period, in recovery or death. **bad d.**, a popular name for syphilis. **barom'eter-maker's d.**, chronic mercurial poisoning caused by the inhalation of mercurial fumes. **blue d.**, morbus ceruleus. **bronzed d.**, Addison's* d. **caisson d.**, see *caisson*. **chron'ic d.**, one of long continuance, marked usually by no very violent symptoms, sometimes ending in recovery, but usually terminating in death through disturbance of function of some vital organ, cachexia, or an intercurrent attack of acute disease to which it may predispose. **com'plicating d.**, a secondary or independent d. supervening in the course of an already existent affection. **congen'ital d.**, one that is present in the infant at birth. **constitu'tional d.**, one associated with or marked by a disturbance of metabolism, a blood d. or dyscrasia. **conta'gious d.**, an infectious d. transmissible by mediate or immediate contact. **dynam'ic d.**, functional d. **endem'ic d.**, one which prevails continuously or recurrently in a special locality. **epidem'ic d.**, one which attacks simultaneously a large number of persons living in a particular locality. **fifth d.**, erythema infectiosum. **fish'skin d.**, ichthyosis. **foot-and-mouth d.**, aphthae epizooticae, epidemic stomatitis, aphthous fever; an infectious disease of cattle characterized by a vesicular eruption in the mouth and pharynx, chill, fever, and marked prostration; the disease is communicable to man. **fourth d.**,

Dukes' d., Filatoff's d., scarlatinoid, an exanthematous affection of childhood bearing a resemblance to scarlatina analogous to that of German measles to measles; it runs a mild course. **functional d.**, a d. in which there is no obvious anatomical lesion to account for the symptoms present. **grinder's d.**, pneumoconiosis. **hereditary d.**, one that is habitually transmitted by the parents to the offspring. **hook-worm d.**, uncinariasis. **idiopathic d.**, one for which no cause is apparent. **infectious d.**, **infective d.**, one due to the presence and vital activity of a unicellular microscopic animal or vegetable parasite. **inherited d.**, one that is derived from the progenitors; in many cases it is only a weakness of constitution, which predisposes to any disease, that is inherited. **intercurrent d.**, complicating d. **interstitial d.**, one affecting chiefly the connective-tissue framework of an organ, the parenchyma suffering secondarily. **local d.**, one in which the morbid changes are confined to a single part or organ, usually without marked constitutional disturbance. **occupation d.**, one arising from causes incidental to the occupation of the sufferer. **organ'ic d.**, one in which there is evident anatomical change in some of the tissues or organs of the body. **pandemic d.**, one which prevails more or less over the entire world. **parasitic d.**, one due to the presence and vital activity of animal or vegetable parasites; when the parasites are unicellular and microscopic the d. is called **infectious** or **infective**. **pearl-worker's d.**, inflammatory hypertrophy of the bones affecting grinders of mother of pearl. **paroxysmal d.**, one characterized by explosive seizures, as epilepsy. **period'ic d.**, one in which the symptoms recur at certain definite intervals. **rag-sorter's d.**, anthrax, malignant pustule. **Scyth'ian d.**, atrophy of the external genitals with impotence, due to excessive and unnatural venery. **specific d.**, one produced by the action of a special pathogenic microorganism; a term formerly applied especially to syphilis. **sporadic d.**, one occurring in isolated cases in a locality where it is neither endemic nor epidemic. **subacute' d.**, a middle state between acute and chronic d., marked by less active symptoms than the former, but of shorter duration than the latter and more prone to recovery. **subchron'ic d.**, a subacute d., but one with more of the characteristics of a chronic affection. **sy'stem d.**, a spinal-cord d. affecting a special tract or nerve-fiber system. **vagabond's d.**, see *vagabond*. **vene'real d.**, syphilis, gonorrhea, chancroid, or other disease acquired in general through sexual intercourse. **wool-sorter's d.**, anthrax. **zymot'ic d.**, infectious d., one due to the action of a living ferment.

diseengagement (dis-en-gāj'ment) [Fr.] The act of setting free or extricating; specifically the emergence of the head from the vulva during childbirth.

disequilibrium. A lack of equilibrium in any sense; specifically a lack of proper adjustment between the moral and intellectual faculties.

disinfect'. To destroy microorganisms in or on any substance or to inhibit their growth and vital activity.

disinfect'ant. 1. Destroying the germs of putrefaction or disease, or inhibiting their activity. 2. An agent which possesses this property. **complete d.**, one which kills both vegetative forms and spores. **incomplete d.**, one which kills only the vegetative forms, leaving the spores uninjured.

disintegration. Disaggregation or separation of

the component parts of a substance, as occurs in catabolism or caries.

disintoxica'tion. Detoxication.

disinvagina'tion. Relieving an invagination' disk. Disc.

dis'locate [L. *dis-*, apart, + *locare*, to place, luxate, to put out of joint.

disloca'tion [L. *dis-*, apart, + *locus*, place.] Displacement of an organ or any part; specifically a disturbance or disarrangement of the relation of the bones entering into the formation of a joint; luxation.

disodic (dis-so'dik). Noting a chemical compound containing two sodium atoms in each molecule.

disorganiza'tion. Destruction of an organ or tissue with consequent loss of function.

disorientation (dis-o-ri-en-ta'shun) [*dis-*, privative, orient, the east.] Loss of the sense of familiar surroundings; loss of one's bearings.

disparate (dis'par-ät) [L. *disparare*, to separate.] Unequal, not alike.

dispens'ary [L. *dispensare*, to weigh out, to distribute.] 1. A physician's office, especially the office of one who dispenses his own medicines.

The office of a hospital apothecary, where medicines are given out on the physicians' orders.

(a) An out-patient department of a hospital.

(b) a public institution where the sick receive gratuitous treatment.

Dispens'atory [L. *dispensator*, one who dispenses (drugs).] A work originally intended as a supplementary on the Pharmacopeia, but now rather a supplement to that work. It contains an account of the sources, mode of preparation, physiological action, and therapeutic uses of most of the agents, official and non-official, employed in the treatment of disease.

dispense'. To give out medicine and other necessities to the sick.

disperse (dis-purs') [L. *dispersus*; *dispergere*, to scatter about.] To discuss, to cause to disperse, noting a tumor.

disperse (dis'purs). The aggregate of finely divided suspended particles in a colloidal solution. *also d. phase.*

dispersion. 1. The act of dispersing or of being dispersed. 2. Decrease in size of the particles in a colloid solution.

dispersoid (dis-pur'soyd) [*disperse* + G. *oides*, in semblance.] A colloid solution in which the molecules of the solute can be brought closer together at the bottom of the tube by centrifugation; called also molecular disperse solution.

dispi'ra [G. *di-*, double, + *spira*, a coil.] Dispersed; dispireme (di-spi'rem, di-spi'rem) [G. *di-*, twice, + *spira*, wreath.] The double chromatin skein in mitosis.

displacement (dis-plas'ment). 1. The adding of fluid in an open vessel one of greater density whereby the first is expelled. 2. A substitution in a dream of an abstract idea by a concrete one.

Dispo'rea [G. *di-*, double, + *sporos*, seed.] A subvariety of *Myxosporidia*, in which each sporozoite produces a pansporoblast containing two spores; the latter are wider than long.

dissect' [L. *dis-*, apart, + *secare*, to cut.] 1. To cut apart or separate the tissues of the body for the study of anatomy. 2. In an operative sense, to separate the different structures along natural lines by cutting or tearing the connective-tissue framework, instead of making a wide incision.

dissec'tion. The act of dissecting.

dissem'inated [L. *dis-*, apart, + *seminare*, to sow

widely scattered throughout an organ or tissue of the entire body.

sepi-ment [L. *dis-*, apart, + *sepire*,] to fence. partition.

dissociation (dis-so-shi-a'shun) [L. *dissociare*, to separate.] 1. Disassociation, separation, dissolution of relations. 2. The change of a complex into a more simple chemical compound by the action of heat. **d. symp'tom**, the loss of the sign and the thermal sense with preservation of tactile sensibility.

dissolu'tion [L. *dissolvere*, to dissolve.] 1. Dissolve. 2. Death.

dissolve (di-zolv'). To change or cause to change from the solid to the liquid form by immersion in a fluid of suitable character.

sol'vent. Solvent.

distal. Toward the periphery, in a distal direction.

distal [L. *distalis*, distant.] Farthest from the center or the median line; farthest from the trunk, referring to the segments of the extremities; opposed to proximal.

distance [L. *distans*.] The measure of space between two objects. **fo'cal d.**, the distance from the center of a lens to its focus. **in'finite d.**, infinity, the inner limit of distant vision, the rays entering the eyes from an object at that point being practically parallel; the distance is about twenty feet.

dis'temper [L. *dis-* priv. + *temperare*, to regulate.] Disease, especially a disease of any of the lower animals; specifically a catarrhal disease of dogs or other domestic animals. **colt d.**, strangles.

distensibility. The possibility or capability of being distended or stretched.

distichia, distichiasis (dis-tik'-i-ah; dis-ti-ki'-a-sis)

G. di-, double, + *stichos*, row.] The presence of two rows of eyelashes on one lid.

distichous (dis-ti'-kus) [G. *di-*, double, + *stichos*, a row] In botany, arranged in two alternating rows, above and below, on opposite sides of the stem.

dis'till [L. *de*, down, + *stillare*, to drop.]

1. To practise distillation; to subject a liquid to the process of distillation. 2. To extract the essence or active principle of a substance.

distillate. The product of distillation.

distilla'tion. The volatilization of a liquid by heat and the subsequent condensation of the vapor, a means of separating the volatile from the non-volatile, or the more volatile from the less volatile, part of a liquid. **destructive d.**, dry d. of an organic substance with the object of effecting its decomposition with the giving off of its volatile constituents and the formation of new substances. **dry d.**, the submission of an organic substance to heat in a closed retort. **frac'tional d.**, the d. of a compound liquid at varying degrees of heat whereby the components of different boiling points are collected separately.

distactor (dis-tink'tor). Palpatorium.

distobucc'al. Relating to the distal and buccal surfaces of a tooth, noting the angle formed by their junction.

distolab'al. Relating to the distal and labial surfaces of a tooth, noting the angle formed by their junction.

distolingual (dis-to-ling'gw'al). Relating to the distal and lingual surfaces of a tooth, noting the angle formed by their junction.

Distoma, Distomum [G. *di-*, two, + *stoma*, mouth.] A genus of trematode worms or flukes, the members of which are now usually referred to other

genera, as *Fasciola*, *Fasciolopsis*, *Paragonimus*, *Opisthorchis*, *Cotylagonimus*, *Dicrocoelium*, and *Schistosomum*. **D. bus'ki**, *Fasciolopsis buski*. **D. conjunc'tum**, *Opisthorchis noverca*. **D. co'nus**, *Opisthorchis felineus*. **D. cras'tum**, *Fasciolopsis buski*. **D. hepaticum**, *Fasciola hepatica*. **D. heteroph'yes**, *Cotylagonimus heterophyes*. **D. japon'icum**, *Opisthorchis sinensis*. **D. lanceola'tum**, *Dicrocoelium lanceatum*. **D. mag'nium**, *Fasciola magna*. **D. pulmona'le**, *D. pulmo'nis*, *Paragonimus westermanni*. **D. rathou'i**, *Fasciolopsis rathouisi*. **D. ring'er**, *Paragonimus westermanni*. **D. sibir'icum**, *Opisthorchis felineus*. **D. sinen'se**, *Opisthorchis sinensis*. **D. spatula'tum**, *Opisthorchis sinensis*. **D. westermanni**, *Paragonimus westermanni*.

distomatosis, distomiasis (dis-to-mah-to'sis, dis-to-mi'-a-sis). The presence in any of the organs or tissues of a worm of the genus *Distoma* or *Distomum*, or in general of any parasitic trematode or fluke. **pul'monary d.**, the disease caused by the presence of the lung fluke, *Paragonimus westermanni*.

distor'tor o'ris [L. *distorter* of the mouth.] The musculus zygomaticus and musculus zygomaticus minor considered as one in their action of raising the corners of the mouth in laughter.

distrac'tion [L. *distractus*; *distrahere*, to pull in different directions.] 1. Mental confusion, impossibility of concentration or fixation of the mind. 2. Extension on a limb made in a direction to draw apart the joint surfaces.

distribu'tion [L. *distribuire*, to distribute.] 1. The passage of the branches of arteries or nerves to the several tissues and organs. 2. The area in which terminate the branches of an artery or a nerve, or the area supplied by such artery or nerve.

dis'trix [G. *dis*, twice, + *thrix*, hair.] An affection marked by the splitting of the hairs at their ends.

disulphate (di-sul'fat). Acid sulphate, a salt of sulphuric acid in which there is an atom of hydrogen replaceable by a base.

disul'phide. A compound with two sulphur atoms and one of the base.

disuse-atrophy (dis-üs-a'tro-fi). Atrophy of a part from long disuse, as that of the muscles of a fractured limb.

disvolu'tion. Involution, degeneration.

distal bark (de'tah). Aktonia.

ditaine (di'tah-ën). An alkaloid, $C_{22}H_{21}N_3O_4$, from alstonia, echitamine; its action is like that of curare.

dit'amine. An alkaloid, $C_{11}H_{11}NO$, from alstonia.

dith'ion. Sodium dithiosalicylate, a mixture of two salts of sodium with isomeric dithiosalicylic acids, or preferably one salt only, the other being precipitated out by means of sodium chloride; a grayish yellow powder soluble in water; has been employed as a substitute for sodium salicylate in doses of gr. 8-15 (0.5-1.0), but is used chiefly externally in foot-and-mouth diseases of cattle.

Ditropeno'tus aureovir'idis. A mite parasitic on the wheat-straw worm, or larva of *Isosoma tritici* which infests the straw of mattresses; it is believed to be the cause of straw-itch.

Dittrich's plugs (dit'trikh) [Franz *Dittrich*, German physician, 1815-1859.] Minute, dirty grayish, ill-smelling masses of bacteria and fatty acid crystals in the sputum in pulmonary gangrene and fetid bronchitis. **D.'s steno'sis**, narrowing of the conus arteriosus of the heart.

diu'razin. A urinary antiseptic containing salicylic acid, formaldehyde, and theobromine; dose, gr. 5 (o.3).

diure'sis [G. *dia*, intensive, + *ourēsis*, urination.] Abnormally great excretion of urine.

diure'tic. 1. Promoting the excretion of urine. 2. An agent which increases the amount of urine.

direct' d., stimulant d., indirect' d., one which acts by strengthening the heart or relieving renal congestion. **stim'ulant d.,** one which acts by irritating the kidneys.

diuret'in. Trade name of sodiotheobromine salicylate; a white amorphous powder, soluble in water; employed in cardiac and nephritic dropsy in doses of gr. 5-15 (o.3-1.0).

diur'nule [L. *diurnus*, daily.] A pill, tablet, or capsule containing the maximum daily dose of a drug.

divergence (di-vur'jens) [L. *di-*, apart, + *vergere*, to incline.] A moving or spreading apart or in different directions.

diver'gent. Moving in different directions, radiating.

di'ver's paral'ysis. Caisson* disease.

divertic'ular. Relating to a diverticulum.

diverticulitis (di-ver-tik-u-li'(le')tis). Inflammation of any diverticulum.

diverticulum (di-vur-tik'u-lum) [L. a by-road.] A pouch or sac opening out from a tubular organ; an offshoot cul-de-sac. **d. duode'ni,** papilla duodeni. **Meckel's d.,** see *Meckel*. **Nuck's d.,** see *Nuck*. **pitui'tary d.,** an upward projection from the pharynx in the embryo, forming part of the pituitary gland. **pul'sion d.,** a d. formed by pressure from within. **trac'tion d.,** a d. formed by the pulling force of contracting bands of adhesion; occurring mainly in the esophagus. **Vater's d.,** papilla duodeni.

div'idend [L. *dividere*, to divide.] In life insurance, the amount of the profits of the company apportioned to the policy-holders yearly or at the end of any stipulated period; see *tontine*, *semicontine*, *contribution*, and *deferred distribution*.

dividivi (div-i-div'i). The pods of several species of *Casalpinia*, South American plants, containing much tannin; employed as an astringent in diarrhea.

divul'se [L. *divulsus*; *divellere*, to pull apart.] To tear away or apart.

divulsion (di-vul'shun). The removal of a part by tearing instead of by cutting or dissection. 2. The forcing apart of the walls of a cavity or canal; forcible dilatation.

divul'sor. An instrument for forcible dilatation of the urethra or other canal or cavity.

Dixie Springs, Tenn. Alkaline-saline waters, 58° F. Dyspepsia and constipation.

Dix'on Mann's sign. See *Mann's* sign*.

diz'ziness [A.S. *dyzig*, foolish.] Vertigo, giddiness.

dizz'y. Giddy, suffering from vertigo.

Dobell's en'ema. A modification of v. Leube's nutrient enema, consisting of scraped boiled meat, boiled arrowroot, pancreas emulsion, pepsin, and pancreatin.

Dobell's solu'tion [Horace Dobell, English physician, *1828.] Liquor sodii boratis compositus (N.F.).

Do'bie's glob'ule [William Murray Dobie, English anatomist, nineteenth century.] A minute spherical body (the nodal point of a sarcostyle), sometimes seen in the light band in a striated muscle fiber. **D.'s lay'er, D.'s line,** the dark line in the center of the light band of a muscle fiber, marking the limits of the sarcomere.

uiasis (dok-mi'a-sis). Uncinariasis.

Dochmius (dok'me-us) [G. *dochmios*, a slant; *Uncinaria*.]

docima'sia, docimasy (dos't-ma-si) [G. *dokimasi*, I examine.] An assay, analysis.

docimas'tic. Relating to an assay or analysis.

dock. The rump of a horse.

doc'tor [L. a teacher.] 1. A title conferred by a university on one who has followed a prescribed course of study, or given as a mark of distinction, as doctor of medicine, doctor of laws, etc. 2. A physician, especially one upon whom has been conferred the degree of M. D. by a university or medical school. 3. To treat medically.

dodecadactylitis (do'dek-ah-dak'ti-li'(le')tis) [G. *dōdekadaktylon* + *-itis*.] Inflammation of the duodenum.

dodecadactylon (do'dek-ah-dak'ti-lon) [G. *dōdeka*, twelve, + *daktulos*, finger.] Duodenum.

Doe's meth'od [Orlando Witherspoon Doe, American physician, 1843-1890.] For resuscitation of a stillborn infant; the child is enclosed in an airtight box with only the mouth and nose exposed; inspiration is then produced by exhausting the air in the box, expiration by forcing in warm air.

Doederlein's bacill'us (dē'der-lin) [Albert Doederlein, Munich obstetrician, *1860.] A bacillus normally present in the vaginal secretions.

Doehle's inclu'sions (dē'leh) [P. Doehle, German histologist and pathologist, *1855.] Multiple bodies, staining less darkly than the nuclei, found by Doehle in the cytoplasm of the neutrophilic multinuclear leucocytes in cases of scarlet fever. Other investigators claim to have found these same bodies in many other febrile and even non-febrile affections.

Doellinger's ten'dinous ring (dē'ling-er) [Johann Ignaz Josef Doellinger, German physician, 1770-1841.] A thickening of Descemet's membrane, forming an elastic ring around the circumference of the cornea.

dog-nose. Goundou.

dog's-bane. Apocynum.

dog'wood. Cornus.

Dolacced, Wales. See *Llanwrtyd*.

Dolérís' meth'od (dō-la-re') [Jacques Amélie Dolérís, French gynecologist, *1852.] Shortening of the round ligaments and fixation on either side by a buttonhole in the rectus muscle just above the spine of the ilium, for retrodeviation of the uterus.

dolichocephalic (dol-i-ko-sef-al'ik) [G. *dolichos*, long, + *kēphalē*, head.] Having a disproportionately long head. Noting a skull with a cephalic index below 75, or an individual with such a skull. Among the dolichocephalic races are the Eskimo, Kaffirs, Zulus, Australians, and Fijians.

dolichocephalism, dolichocephaly (dol-i-ko-sef'al-izm, dol-i-ko-sef'al-i). The condition of being dolichocephalic.

dolichocephalous (dol-i-ko-sef'al-us) Dolichocephalic.

dolichofacial (dol-i-ko-fa'shal). Dolichoprosopic.

dolichopellic (dol-i-ko-pel'ik) [G. *dolichos*, long, + *pellis*, bowl (pelvis).] Having a disproportionately long pelvis.

dolichoprosopic, dolichoprosopous (dol-i-ko-pros-o'pik, dol-i-ko-pros-o-pus) [G. *dolichos*, long, + *prosōpikos*, facial.] Having a disproportionately long face.

dolichouranic (dol-i-ko-u-ran'ik) [G. *dolichos*, long, + *ouranos*, vault of the palate.] Having a palatal index below 110.

dolichuran'ic. Dolichouranic.

do'lomol. A white powder, composed chiefly of magnesium stearate, employed as a dusting powder.

dolor (do'lor) [L.] Pain, one of the classical signs of inflammation. **d. cap'itis**, headache, especially pain due to changes in the scalp or bones rather than in the intracranial structures.

domatophobia (do-mā-to-fo'bi-ah) [G. *dōma*, house, + *phobos*, fear.] A morbid fear of being in a house; a form of claustrophobia.

dome-cells. The large cells forming the outer layer of the epidermis (epitrichium) in the embryo.

dom'inate [L. *dominor*, I rule.] The characteristic of one or the other parent which appears in the majority of the descendants; see *Mendel's* law*.

Dominici tube (dü-min-e-se') [Henri *Dominici*, French physician, contemporary.] A silver tube for the application of radium, allowing the passage of only the beta and gamma rays.

Donsalmon's test. For sugar in the urine; to the urine is added a solution of sodium carbonate; 3 gr., potassic hydrate 75 gr., potassium bitartrate 90 gr., copper sulphate 60 gr., in water 1 ounce; the presence of sugar is indicated by a greenish yellow color.

Donsders' glauco'ma [Franz Cornelius *Donders*, Dutch ophthalmologist, 1818-1889.] Simple atrophic glaucoma. **D.'s law**, (1) the age at which asthenopia begins corresponds nearly to the denominator of the fraction which expresses the degree of hypermetropia; (2) the rotation of the eyeball is determined by the distance of the object from the median plane and the line of the horizon. **D.'s pres'sure**, an increase of about 6 mm. of mercury shown by a manometer connected with the trachea when the thorax of the dead body is opened; it is caused by the collapse of the lungs when air is admitted to the thorax. **D.'s rings**, the colored rings seen in glaucoma. **D.'s test**, a test for color vision by means of 'interns with colored glass sides.

Donné's cor'puscles (don-na') [Alfred *Donné*, French physician, 1801-1878.] Leucocytes containing fat droplets, found in colostrum. **D.'s test**, if urine containing pus is mixed with a 10 per cent. solution of potassium hydrate and strongly shaken, a lumpy hyaline mass is formed through which air-bubbles rise very slowly; also called *Donné-Mueller test* [Edward *Mueller*].

Donovan's solu'tion [Edward *Donovan*, English pharmacist, 1798-1837.] Liquor arseni et hydragryi iiodidi.

dope (döp) [Dutch *doop*, sauce.] 1. Any drug, either stimulating or stupefying (a) administered to man or animal for its temporary effect, or (b) taken habitually. 2 To administer dope (ta). 3 To be addicted to some drug. Slang in all cases.

doraphobia (do-rah-fo'bi-ah) [G. *dora*, hide, + *phobos*, fear.] A morbid fear of touching the skin or fur of animals.

dor'miel. Chloralamylen hydrate.

dorsobdom'inal. Relating to the back and the abdomen.

dor'ward [L. *dorsum*, back, + *ad*, to.] Toward or in the direction of the back.

dors'al [L. *dorsalis*.] Relating to the back.

dors'algia [L. *dorsum*, back, + G. *algos*, pain.] Notalgia, pain in the back.

dorsico'ru [L. *dorsum*, back, + *cornu*, horn.] The posterior, or dorsal, cornu, or horn, of the spinal cord.

dor'ward [L. *dorsum*, back, + *ducere*, to draw.] To draw backward or toward the back.

dorsiflexion (dor-si-flek'shun). Bending toward the back; noting flexion of the foot, the dorsum approaching the leg, which, by analogy with the hand, would be called extension.

dorsim'esal. Relating to the dorsimeson.

dorsimeson [L. *dorsum*, back, + G. *mesos*, middle.] The dorsal border of the meson, or median plane of the body.

dorsiscapular (dor's-skap'u-lar). Relating to the dorsal surface of the scapula.

dorsispinal (dor'si-spi'nal). Relating to the spinal column, especially to its dorsal aspect. **d. veins**, veins forming a plexus around the arches and processes of the vertebrae.

dorsoanterior (dor-so-an-te'ri-or). With the back directed forward, noting a position of the fetus *in utero* with its back directed toward the anterior abdominal wall of the mother.

dorsoceph'alad [L. *dorsum*, back, + G. *kephalē*, head, + L. *ad*, to.] Toward the occiput, or back of the head.

dorsody'nia [L. *dorsum*, back, + G. *odynē*, pain.] Notalgia, muscular rheumatism of the upper part of the back.

dorsolat'eral. Relating to the back and the side.

dorsoposterior (dor-so-pös-te'ri-or). Having the back directed backward, noting the position of the fetus *in utero*, with its back toward the back of the mother.

dorsovent'rad [L. *dorsum*, back, + *venter*, belly.] In a direction from the dorsal to the ventral aspect.

dor'sum, gen. *dorsi*, pl. *dorsa* [L. back.] 1. The back. 2. The upper or posterior surface, or the back, of any part. **d. ephip'li**, **d. sellæ**. **d. man'us**, the back of the hand. **d. na'si**, the ridge of the nose, looking forward and upward. **d. pe'dis**, the back, or upper surface, of the foot. **d. pe'nis**, the aspect of the penis opposite to that of the urethra. **d. scap'u'le**, the posterior surface of the scapula. **d. sell'æ**, a square portion of bone on the body of the sphenoid posterior to the sella turcica, or fossa hypophyseos.

dosage (do'sej). 1. The giving of medicine or other therapeutic agent in prescribed amounts. 2. The determination of the proper dose of a remedy.

dose [G. *dosis*.] The quantity of a drug or other remedy to be taken or applied all at one time or in fractional amounts within a given period. In homeopathy, the dilution or attenuation of the remedy, and the number of times the remedy is to be given. **daily d.**, the total amount of a remedy which is to be taken within twenty-four hours. **divi'ded do'ses**, fractional amounts, given at intervals, of the entire dose of a remedy. **le'thal d.**, one likely to cause death. **max'imum d.**, the largest amount of a drug which an adult can take with safety. **min'imum d.**, the smallest amount of a drug which will produce a physiological effect in an adult.

dosim'etric. Relating to dosimetry. **d. sys'tem**, a system of medical practice in which the remedies used are for the most part alkaloids, made into granules of definite minimum dose, to be given at short and regular intervals.

dosim'etry [G. *dosis*, dose, + *metron*, measure.] Practice of medicine by the dosimetric* system.

do'sis [G. a giving.] Dose; the amount of a medicine or other therapeutic agent which is to be taken at one time or within a stated period. **d. curati'va**, the smallest dose of a specific remedy which will effect a cure. **d. refrac'ta**, broken dose, divided dose, fractional dose; a definite fraction of a full dose of a remedy; it is given repeatedly at short

intervals, so that the full dose is taken within a specified period. **d. tolera'ta**, the largest dose of a remedy which the animal organism will accept without the production of injurious symptoms.

do'tage, do'tardness. The mental weakness of extreme old age.

dothienteritis (do'the-en-en-te'ri-ah) [G. *dothiën*, a boil, + *enteron*, intestine.] Dothienteritis, dothenteritis, dothinenteritis, typhoid* fever.

doub'let. A combination of two lenses designed to correct the chromatic and spherical aberration. **Woll'ston d.**, a d. in the eyepiece of a microscope.

douche (doosh) [Fr. *doucher*, to pour.] 1. A current of water, gas, or vapor directed against the surface or projected into a cavity. 2. An instrument for giving a douche. 3. To apply a douche. **Scotch d.**, a d. of hot and cold water alternately applied. **Tiv'oll d.**, the application of a hot d. to the abdomen of one lying in a bath of cooler water.

Doug'las's cul-de-sac [James Douglas, English anatomist, 1675-1742.] Excavatio rectouterina [BNA]. **D.'s fold**, plica rectouterina [BNA]. **D.'s line**, linea semicircularis [BNA]. **D.'s pouch**. **D.'s cul-de-sac**. **D.'s sep'tum**, the junction of Rathke's folds in the fetus, forming the rectum.

Douglas's mech'anism [John C. Douglas, Irish obstetrician, 1777-1850.] A mode of spontaneous version sometimes occurring in cases of transverse presentation.

douglasitis (doug-las-i'(e')tis). Inflammation of the vagina limited more or less strictly to Douglas's cul-de-sac.

dounda'ke bark. Dundaki bark.

dourine (doo'rën) [Fr.] Mal de coit; a trypanosomiasis of horses, conveyed by the sexual act; it is caused by *Trypanosoma equiperdum*, and is characterized by inflammation of the genitals, glandular swelling, and paralysis of the hind quarters.

Do'ver's pow'der [Thomas Dover, English physician and navigator, 1660-1742.] Pulvis ipecacuanhæ compositus (Br.), pulvis ipecacuanhæ et opii (U.S.); the original formula was opium and ipecac of each 10, niter and potassium sulphate of each 40. **Syr'up of D.'s p.**, syrupus ipecacuanhæ et opii (N.F.).

dow'el. A pin for fastening together two pieces of stone or wood; in dentistry a peg for fastening an artificial crown to the natural root of a tooth.

Downes sep'arate-u'rine sy'phon [Andrew J. Downes, American physician, contemporary.] An instrument for obtaining the urine from each ureter separately; it consists of a lever in the rectum which is pressed against the bladder making a central ridge; on each side of this ridge is a perforated curved beak attached to a catheter through which the urine on that side is syphoned away as soon as it enters the bladder.

Dox'tatter's min'er'al well, N. Y. Saline-sulphureated cald waters. Aperient.

Doyen's se'rum (dwä-yahn') [Eugene Doyen, Paris surgeon, contemporary.] A serum alleged to be curative of cancer.

Doybre's em'lnence or hil'lock (dwä-yair') [Louis Doybre, French physiologist, 1811-1863.] A slight elevation at the point where a nerve-fiber enters muscle; the type of a motor-nerve ending in insects; called also *D.'s papilla* or *tuft*.

D.R. Abbreviation of reaction of degeneration.

drachm (dram) [G. *drachmē*, an ancient Greek weight equivalent to about 66½ grains.] **Dram**. **dracontiasis** (dra-kon-ti'a-sis). Infestation with the guinea-worm.

dracontium (dra-kon'sh-yūm) [G. *drakōn*, dragon.] Skunk-cabbage, stinking hellebore, collard; the rhizome and roots of *Spathyema fatida* (*Symplocarpus fatidus*, *Dracontium fatidum*), a common plant in the swamps of North America; said to be a sialogogue, antispasmodic, and narcotic, in doses of gr. 10-20 (0.6-1.3).

Dracon'culus (L. dim. of *draco*, serpent.) A genus of *Nematoda*, now included in *Filaria*. **D. le'a**, *Filaria loa*. **D. medinen'sis** [L. of Medina] **D. persa'rum** [L. of the Persians], *Filaria medensis*. **D. oc'ull**, *Filaria loa*.

draft. Draught. 1. A current of air in a confined space. 2. A quantity of liquid medicine, greater than can be taken in one swallow, ordered as a single dose. **black d.**, infusum sennæ compositum. **d. of Rive'rius**, liquor sodii citratis.

dragée (drä-zha') [Fr.] A sugar-coated pill or capsule.

Drag'endorff's test [Johann Georg Noël Dragendorff, German physician and pharmaceutical chemist, 1836-1898.] For bile: a play of colors is produced by adding a drop of nitric acid to white filter paper or unglazed porcelain moistened with a fluid containing bile pigments.

drag'on's blood. Resina draconis.

drain (drän) [A.S. *drehnian*, to draw off.] 1. To draw off the fluid from a cavity, especially to provide for its exit immediately it is formed. 2. An arrangement, in the shape of a tube or wick, for removing the fluid as it collects in a cavity, especially a wound cavity. **cigarette' d.**, a wick of gauze wrapped in rubber tissue, providing capillary drainage.* **Milk'ulcer d.**, see *Milk'ulcer*. **stab d.**, a d. passed into the cavity through a puncture made at a dependent part away from the wound of operation, designed to prevent infection of the wound.

drainage (dra'nej). The continuous withdrawal of pus and other fluids from a wound or other cavity. **capillary d.**, d. by means of a wick of gauze, horse-hair, or other material. **through d.**, d. obtained by the passage of a perforated tube, open at both extremities, through a cavity; in addition to providing for the escape of fluids, this allows for the washing out of the cavity by the forcing of water through the tube.

dram [see *drachm.*] Drachm, a unit of weight; † ounce, 60 grains, apothecaries' weight; † 1/4 ounce, 27.34 grains, avoirdupois weight.

drapetomania (drä-pē-to-ma'ni-ah) [G. *drapetis*, a runaway, + *mania*, frenzy.] Vagabondage, dromomania; an uncontrollable or insane impulsion to wander.

drastic [G. *drastikos*, active.] 1. Acting powerfully. 2. A powerful purgative.

draught. Draft.

dread. To fear greatly, to apprehend. 2. An extreme fear or apprehension.

dream [of Teutonic origin]. A series of fantastic, more or less coordinate ideas or images, formed in the mind during sleep.

dream-pain. Hypnalgia.

dream-work. The process by which the change from latent to manifest content of a dream is effected.

Drech'sel's test [Edmund Drechsel, Swiss chemist 1843-1897.] For bile: the suspected fluid is heated with a mixture of sugar and phosphoric acid, whereupon a reddish brown color is produced if bile is present.

drench. In veterinary practice, a draught of medicine forced down the throat of an animal.

drench'ing-horn. A horn-shaped receptacle used for giving a drench.

drepanid'ium [G. *drepanō*, a sickle.] A young, sickle-shaped or crescentic form of a gregarine.

dress'er. In Great Britain, a surgical externe or interne, one whose duty it is to dress wounds, etc.

dress'ing. The material applied to a wound for the purpose of excluding the air, stimulating repair, etc. **antisep'tic d.**, a d. of gauze impregnated with bichloride of mercury, carbolic acid, or other antiseptic. **occlu'sive d.**, one which hermetically seals a wound. **wa'ter d.**, an application of gauze, cotton, or other material which is kept wet with sterilized water.

Drew'ler's disease'. Paroxysmal hemoglobinuria.

Dreww's method (droiv) [*Dreww*, German dermatologist, contemporary.] A method of treatment of lupus by freezing the part and then rubbing in hydrochloric acid.

dr'ible. To drool, slaver, drivel. To fall in drops, as the urine from a distended bladder.

Driburg, Prussia (dre'boorg). Alkaline-chalybeate-carbonated waters. Cold. Used by drinking and bathing in anemia, chlorosis, diseases of the nervous system, catarrhal conditions, women's diseases, urinary disorders, renal diseases, gout, and rheumatism. May 1 to October 15.

drill. 1. To make a hole in bone or other hard substance. 2. An instrument for making a hole in bone or in a tooth.

drip-sheet. A cool, wet sheet wrapped around the body, the patient standing in a basin of warm water.

Droitwich, England (droyt'ich). Saline waters. Used by bathing in rheumatism, gout, gonorrheal arthritis, peripheral neuritic palsies, chorea, tabes, women's diseases, debility, and traumatic cases. Open the entire year.

dro'mograph [G. *dromos*, a running, + *graphō*, I record.] An instrument for recording the rapidity of the blood circulation.

dromomania (drom-o-ma'ni-ah) [G. *dromos*, a running, + *mania*, frenzy.] Drapetomania, vagabondage.

dromotrop'ic [G. *dromos*, a running, + *tropikos*, relating to a turn.] Influencing the conductivity of nerves.

drop [A.S. *droppan*.] 1. To fall in globules. 2. To pour liquid from a container in separate globules, not in a continuous stream. 3. A globule of liquid that falls from a container. 4. The smallest coherent mass of a liquid that falls from a container, regarded as a unit of measure; equivalent in the case of water to about 1 minim. 5. A liquid medicine dosed in drops (see *drops*). 6. A solid confection in globular form, usually directed to be allowed to dissolve in the mouth. **a'ge du.**, liquor potassii arsenitis. **black d.**, acetum opii. **d. serena'**, gutta serena, amaurosis. **hang'ing d.**, a drop of liquid on the under surface of the object glass for examination under the microscope; see *drop culture*. **hon'est drops**, drops of blood which exude and fall spontaneously (without pressure or suction) from the congested fingertip when pricked; a term employed by opsonists.

drop-cul'ture. Hanging drop culture.*

drop-finger. Flexion of the terminal phalanx of a finger, with loss of the power of extension, due to rupture of the extensor tendon near its insertion into the base of the distal phalanx, or to paralysis of the extensor muscle.

drop-foot. Paralysis of the dorsal flexor muscles of the foot, as a consequence of which the foot

falls, the toes dragging on the ground in walking; dangle foot.

drop-jaw. The paralytic stage of rabies in the dog (dumb-madness or sullen rabies), so called from one of its most characteristic symptoms.

drop-hand. Wrist-drop.

drop-phalangette (fal-an-jet'). Drop-finger.

dropp'ing. Limping of a horse with elbow-disease.

drops. A popular term for a medicine taken in doses measured by drops, usually a tincture, or applied by dropping, as a collyrium. **eye d.**, collyrium. **hot d.**, tinctura capsici et myrrhae (N.F.). **pec'toral d.**, tinctura pectoralis. **stom'ach d.**, a stomachic tonic, usually tincture of gentian, alone or with other stomachics.

drop'sical. Relating to or suffering from dropsy.

dropsy (drop'si) [G. *hydrōps*.] Hydrops; an excessive accumulation of clear watery fluid in any of the tissues or cavities of the body; variously called, according to its character and location, edema, anasarca, ascites, hydrothorax, hydropericardium, etc. **car'diac d.**, (1) hydropericardium; (2) dropsy consequent upon heart disease. **cuta'neous d.**, edema. **epidem'ic d.**, a disease which has been observed in epidemic outbreaks in India and Mauritius; it is marked by dropsy, anemia, and a mild fever; the mortality in the observed epidemics varied from 2 to 8 per cent. **re'nal d.**, dropsy consequent upon kidney disease. **sleep'ing d.**, sleeping-sickness. **subcuta'neous d.**, anasarca, edema. **wet d.**, beriberi.

abdomen, ascites, hydroperitoneum, hydrocele. **amnion,** hydramnion. **brain and membranes,** hydrocephalus, hydroencephalus, hydromeninx, hydrocranium, wet-brain. **chest,** hydrothorax. **conjunctiva,** chemosis. **ear,** hydroitis, hydrotympanium, hydro-myrringa, hydromyrrinx, otohydrops, othydrops. **eye,** hydrophthalmia, hydrophthalmus. **eyelid,** blephar-edema. **Fallopian tube,** hydrosalpinx. **fingers,** dactyledema. **foot,** podedema. **gall-bladder,** hydrocholecystis. **general,** anasarca, hydropneumonia, hydro-sarca. **heart,** hydropericardium, hydrocardia. **joints,** hydroarthrosis. **kidney,** hydronephrosis, nephredema. **larynx,** edema glottidis. **lungs,** pneumonedema. **ovary,** hydrosalpinx, hydrovarium. **pericardium,** hydropericardium. **peritoneum,** hydroperitoneum, ascites. **scrotum,** hydroscrotocele. **skin,** edema, hydroderma, hydroderma. **spermatic cord,** hydrocele. **spinal cord,** hydro-rhachis, hydromyelia. **thorax,** hydrothorax. **toes,** dactyledema. **tunica vaginalis,** hydrocele. **hydrochris.** **tympanium,** hydrotympanium. **ureter,** hydroureter. **uterus,** hydrometra. **uvula,** staphyloedema. **vagina,** hydrocolpocele.

dro'sera [G. *droseros*, dewy.] Sundew, youth-wort. The dried plant, *Drosera rotundifolia*, employed in the treatment of chronic bronchitis and other respiratory affections, in doses of $\text{m}3$ -6 (o. 2-0.4) of a 10 per cent. tincture.

Drouot's plas'ter (doo-o') [Theophile Drouot, French oculist, *1803.] A mixture of cantharides, mezeoron, and resin.

drow'siness [A.S. *drusan*, to become sluggish.] Sleepiness, somnolence.

drow'sy. Sleepy, somnolent.

drug. 1. Any substance employed as a medicine in the treatment of disease. 2. To give medicine, usually with the sense of giving medicine in unnecessarily large quantities. 3. To narcotize. **crude d.**, an unrefined drug, the whole drug with all its ingredients, in distinction from an extract, tincture, or other preparation or from its alkaloids or toher active principles.

drug-disease'. 1. Morbid symptoms caused by a drug and not by the disease for the cure of which that drug is given. 2. In homeopathy the aggregate of symptoms noted in the proving of a drug, which symptoms, when caused by a natural disease, are indications for the administration of small doses or high potencies of the same drug.

drug-erup'tion. Dermatitis medicamentosa.

drum. The tympanum of the ear.

drum'head, drum-mem'brane. Membrana tympani.

Drum'mond's sign [David Drummond, English physician, 19th century.] A puffing sound, synchronous with the cardiac systole, heard from the nostrils, the mouth being closed, in certain cases of aortic aneurysm.

Drum'mond-Mor'ison opera'tion [David Drummond; Rutherford Morison, English surgeon, *1853.] An operation to establish anastomoses between the systemic and portal venous system to relieve ascites; it consists in opening the abdominal cavity, scrubbing with a sponge the peritoneum of the liver and spleen and the corresponding portions of the parietal peritoneum, and suturing the omentum across the abdominal wall.

drum'stick-bacill'us. 1. The tetanus bacillus, which has a spore at one end, giving it a fancied resemblance to a drumstick; also *B. putrificus*, which is a similar spore-bearing bacillus.

drum'stick-fingers. Hippocratic fingers.

drunk'eness. Alcoholic intoxication.

drupe [*G. drypepēs*, overripe.] A succulent indehiscent fruit, in which the pericarp is fleshy and the endocarp indurated, containing the seed within, such as a cherry.

Dry'sdale's corp'uscles [Thomas Murray Drysdale, Philadelphia gynecologist, 1831-1904.] Certain formed elements in the fluid of an ovarian cyst, alleged to be pathognomonic.

D.t. Abbreviation for duration tetany.*

DTN. Abbreviation for diphtheria toxin normal; a diphtheria toxin of which $\frac{1}{100}$ c.c. will kill a standard guinea-pig, weighing 250 grams, in three or four days is marked DTN¹; that of which $\frac{1}{10}$ c.c. is the minimal lethal dose is marked DTN^{0.5}, etc.

DTN¹M²⁵⁰. [*D.*, diphtheria, + *T.*, toxin, + *N¹*, normal solution, + *M²⁵⁰*, Meerschweinchen, guinea-pig, weighing 250 grams.] Behring's formula of a normal toxin solution, or a toxin-bouillon containing 100 diphtheria toxin units in a cubic centimeter.

du'alism [*L. dualis*, relating to two.] 1. In chemistry the theory that every compound, no matter how many elements enter into it, is composed of two parts, one electrically negative, the other positive. 2. The doctrine, now universally accepted, that the hard and the soft chancre are two distinct affections, and not two different manifestations of the same disease.

Duane's test (doo-ān') [Alexander Duane, New York ophthalmologist, *1858.] A screen is held for a moment between the light and the eye to be examined and then is suddenly shifted in front of the other eye; if there is imbalance of the muscles of the first eye the image of the light will be displaced.

Dubini's disease' (doo-bee'nee) [Angelo Dubini, Milan physician, nineteenth century.] Electric chorea* (1).

Dubois's ab'scess or disease' (dū-bwah') [Paul Dubois, Parisian obstetrician, 1795-1871.] Abscess of the thymus gland in children with congenital syphilis. *D.'s shears*, strong shears used for decapitation of the fetus.

Dubois's meth'od (dū-bwah') [Paul Dubois, Swiss psychotherapist, contemporary.] A form of psychotherapy in which the nature of the disease is carefully explained to the patient, the aim of the treatment is outlined, and the patient is persuaded or forced into lending his aid to the physician.

DuBois-Reymond coil (dū-bwah-rī'mond) [Erl DuBois-Reymond, Berlin physiologist, 1818-1896.] An induction coil in which the secondary coil is movable. *DuB.-R.'s law*, it is the variation in intensity of an electrical current, and not its absolute intensity, that stimulates a muscle or a motor nerve.

duboi'sea. The leaves of *Duboisia myoporioides*, corkwood elm, a tree of Australia, having properties similar to those of belladonna and hyoscyamus.

duboisine (du-boy'sēn). An alkaloid obtained from duboisia. The sulphate is the salt usually employed as a hypnotic and in the treatment of paralysis agitans in doses of gr. $\frac{1}{16}$ - $\frac{1}{8}$ (0.006-0.0075); it is also used as a mydriatic.

Duchenne's disease' (dū-shen') [Guillaume Benjamin Amant Duchenne, commonly called Duchenne de Boulogne, French neurologist, 1806-1859.] 1. *Tabes dorsalis*. 2. *Bulbar paralysis*. *D.'s paral'ysis*, pseudohypertrophic muscular paralysis. *D.'s symp'tom*, falling in of the epigastrium during inspiration in paralysis of the diaphragm. *D.'s syn'drome*, subacute or chronic anterior spinal paralysis combined with multiple neuritis.

Duchenne-Aran's disease' (ar-on') [François Armand Aran, French physician, 1817-1861.] Progressive muscular atrophy beginning in the upper extremity. *D.-A. type*, muscular atrophy beginning in the hand, causing the *main en griffe* or griffin-claw.

Duchenne-Erb's paral'ysis [see Erb.] Paralysis of the deltoid, biceps, anterior brachial, and long supinator muscles, called *muscles of the D.-E. group*.

Duchenne-Landouzy type. See *Landouzy*.

duck'bill spec'ulum. A bivalve vaginal speculum, the blades of which are broad and flattened, resembling a duck's bill.

Duck'worth's phenom'enon [Sir Dyce Duckworth, London physician, *1840.] Arrest of respiration before stoppage of the heart in certain cases of fatal brain disease.

Ducrey's bacill'us (doo-kra'e) [Augusto Ducrey, Italian physician, contemporary.] A streptobacillus described as the specific cause of chancroid.

duct [*L. ductus*; *ducere*, to lead.] 1. To turn to vert, noting the revolving movement of a limb or other part. 2. To lead, to draw from or to a fixed point. 3. A tubular structure giving exit to the secretion of a gland, or conducting any fluid. [For the anatomical names of the ducts, see *ductulus* and *ductus*; and for ducts bearing the names of the discoverers (*Botal's d.*, *Gartner's d.*, etc.), see the proper names.] *acous'tic d.*, *meatus acusticus externus*. *alimen'tary d.*, *ductus thoracicus*. *alve'olar d.*, a terminal bronchiole. *bile d.*, gall d. *canalic'ular d.*, one of the branches of the milk ducts. *clo'acal d.*, Reichel's d. *def'inite d.*, one of the milk ducts in the nipple. *excre'tory d.*, *ductus excretorius*. *galactoph'orous d.*, *ductus lactiferus*. *gall d.*, see *ductus biliary*. *ductus choledochus*, *ductus cysticus*. *gutt'ural d.*, Eustachian tube, *tuba* auditiva*. *mamm'ary d.*, *mamm'ilary d.*, see *ductus lactiferus*. *metaneph'ric d.*, a duct in the embryo developing, in the male, into the vas deferens. *metaneph'ric d.*, a ureter developing from the metanephros. *om'phalomesenter'ic d.*, umbilical d. *proneph'ric d.*, a duct of the pronephros in the embryo. *sal'ivary d.*, see under *Bartholin*, *Rivinus* (the sublingual ducts), *Stenson* (the parotid d.), and *Wharton* (the submaxillary d.). *segmen'tal d.*,

one of two ducts in the embryo leading into the cloaca. *umbilical d.*, a canal in the embryo connecting the umbilical vesicle and the intestine. *urogenital d.*, see *Müller's d.* and *Wolffian d.* *vitelline d.*, umbilical *d.*

ductless. Having no duct, noting certain glands having an internal secretion.

ductule. Ductulus, a small duct.

ductulus [L. dim. of *ductus*, duct.] A minute duct.

d. aberrans, *vas aberrans*. *d. alveolaris*, a terminal bronchiole. *d. efferens testis* (pl. *ductuli efferentes*), one of a number (12 to 14) of small seminal ducts leading from the testis to the globus major of the epididymis.

ductus, gen. and pl. *ductus* [L.] Duct.

d. aberrans, *vas aberrans*.

d. Arantii, *d. venosus*.

d. arteriosus, *d. Botalli*, a vessel of communication between the pulmonary artery and the arch of the aorta in the fetus; it becomes transformed after birth into a fibrous cord, the ligamentum arteriosum.

d. biliary [BNA], biliary canaliculi; the excretory ducts of the liver originating within the hepatic lobules and running between the hepatic cells to discharge into the interlobular ducts.

d. Botalli, *d. arteriosus*.

d. choledochus, common bile-duct, formed by the union of the hepatic and cystic ducts; it passes from the mouth of the portal fissure (porta hepatis) to the duodenum into which it discharges through a common orifice with the pancreatic duct.

d. cochlearis [BNA], cochlear duct, membranous cochlea, scala media; a spirally arranged membranous tube suspended within the cochlea, occupying the lower portion of the vestibular scala; it begins by a blind extremity, *cæcum vestibulare*, in the recessus cochlearis of the vestibule, terminating in another blind extremity, *cæcum cupulare* or *lagena*, at the apex of the cochlea; it contains endolymph and communicates with the sacculus by the ductus *resonans*.

d. communis choledochus, *d. choledochus*.

d. cysticus, the duct leading from the gall-bladder; it joins the hepatic duct to form the ductus choledochus.

d. deferens [BNA], *vas deferens*, the excretory duct of the testicle, running from the epididymis, of which it is the continuation, to the prostatic urethra where it terminates as the ductus ejaculatorius.

d. doropancreaticus, duct of Santorini.*

d. ejaculatorius, the duct formed by the union of the *vas deferens* and the excretory duct of the seminal vesicle, which opens into the prostatic urethra.

d. endolymphaticus, endolymphatic duct, a small membranous canal, connecting with both sacculi and cricula of the membranous labyrinth, passing through the aqueductus vestibuli, and terminating in a dilated blind extremity, *sacculus endolymphaticus*, on the posterior surface of the petrous portion of the temporal bone beneath the dura mater.

d. epoophori longitudinalis, Gartner's duct, one of the tubules of the epoophoron, placed at right angles to the other tubules and parallel to the Fallopian tube; it is the remains of the anterior portion of the Wolffian duct and the analogue of the canal of the epididymis in the male.

d. excretorius, a duct carrying the secretion from a gland or a fluid from any reservoir.

d. galactophorus, *d. lactiferus*.

d. hemithoracicus, an accessory thoracic duct, usually emptying into the thoracic duct, but sometimes discharging independently into the right subclavian vein.

d. hepaticus, a duct for the transmission of bile received from the interlobular ducts; it arises at the bottom of the porta hepatis and outside this fissure joins the cystic duct to form the ductus choledochus.

d. hypopancreaticus, duct of Wirsung.

d. lactifer, duct of Stenson, a rudimentary duct, or protrusion of the mucous membrane into the incisive canal, on either side of the anterior extremity of the nasal crest.

d. interlobularis, ducts for the transmission of bile received from the ductus biferi; they run between the lobules of the liver and empty into the ductus hepaticus.

d. lacrimalis, lacrymal duct, a curved canal beginning at the punctum lacrimale in the margin of each eyelid near the medial commissure and running transversely inward to empty with its fellow into the lacrymal sac.

d. lactiferus, milk-duct, one of the ducts conveying the milk secreted in each lobe of the mamma and opening at the nipple.

d. lingualis, a pit on the upper surface of the tongue at the apex of the sulcus terminalis; it is the remains of a tubular structure (ductus thyroglossus) in embryonic life, from which is developed the isthmus of the thyroid gland.

d. lymphaticus dexter, right lymphatic duct, one of the two terminal lymph vessels, a short trunk somewhat less than an inch in length, formed by the union of the right jugular lymphatic vessel and vessels from the lymph nodes of the right upper extremity, thoracic wall, and viscera; it lies on the right side of the root of the neck and empties into the right vena anonyma.

d. nasalis, nasal duct, *d. nasolacrimalis* [BNA].

d. nasolacrimalis [BNA], nasolacrimal duct, nasal duct, a canal leading downward from the lacrymal sac on each side to the anterior portion of the inferior meatus of the nose, through which the tears are conducted into the nasal cavity.

d. omphalomesentericus, vitelline or omphalomesenteric* duct.

d. pancreaticus, duct of Wirsung, the excretory duct of the pancreas running through the center of the gland and discharging with the common bile-duct through a common orifice at the bile papilla of the duodenum.

d. pancreaticus accessorius, Bernard's canal, Santorini's duct, the excretory duct of the head of the pancreas, one branch of which joins the pancreatic duct, the other opening independently into the duodenum.

d. paraurethrales, paraurethral ducts, the ducts of Skene's (paraurethral) glands, opening in the vestibule of the vagina on either side of the urethral orifice.

d. parotideus, Steno's or Stenson's duct, the duct of the parotid gland opening from the cheek into the vestibule of the mouth opposite the second molar tooth.

d. perilymphaticus, perilymphatic duct, aqueduct of the cochlea, a fine canal connecting the perilymphatic space of the cochlea with the subarachnoid space.

d. reuniens [BNA], uniting duct, canalis reuniens, a short membranous tube passing from the lower end of the sacculus to the ductus cochlearis of the membranous labyrinth.

d. semicircularis, semicircular duct, one of three membranous tubes, superior, lateral, and posterior, contained in, but only partly filling, the three semicircular canals.

d. sublingualis major, duct of Bartholin, a duct of the sublingual gland, opening with or near Wharton's duct on the sublingual papilla.

d. sublingualis minor, one of the ducts of Rivinus or Rivini, ducts of the sublingual salivary glands, Walther's* ducts.

d. submaxillaris, Wharton's duct, the duct of the submaxillary salivary gland, opening at the sublingual caruncle.

d. thoracicus, thoracic duct, the largest lymph vessel in the body, beginning at the cisterna chyli at about the level of the umbilicus, passing upward through the aortic opening of the diaphragm and the posterior mediastinum, crossing from the right to the left of the vertebral column at the level of the fifth thoracic vertebra, and discharging into the left vena anonyma at the inner border of the scalenus muscle.

d. thyroglossus, an embryonic tubular structure, growing down from the middle portion of the sinus arcuatus, which forms the isthmus of the thyroid gland; its beginning persists in the adult as the foramen* *cæcum linguae*.

d. utriculosaccularis, utriculosaccular duct, one of the branches of origin of the endolymphatic duct, arising from the inner aspect of the utricle.
d. venosus Arantii, venous duct of Arantius, the continuation, in the fetus, of the umbilical vein to the vena cava inferior; at birth it becomes obliterated, forming the ligamentum ductus venosi.

Dud'dell's mem'brane [Benedict Duddell, English oculist, eighteenth century.] Descemet's membrane, lamina elastica posterior.

Dud'ley's opera'tion [Emilius Clark Dudley, Chicago gynecologist, *1850.] Desmomyknosis; shortening of the round ligaments by attaching them by loops to the anterior wall of the uterus, for the relief of a retrodisplacement.

Duehr'ssen's meth'od [Alfred Duehrssen, German obstetrician, *1862.] From 3 to 5 deep incisions into the cervix uteri as far as the vaginal junction to hasten dilatation in delivery. D's opera'tion, vaginal fixation of the uterus. D's tam'pon, filling of the vagina with iodoform gauze in case of uterine hemorrhage.

Dugas's test [Louis Alexander Dugas, American physician, *1806.] In the case of an injured shoulder, if the elbow cannot be made to touch the chest while the hand rests on the opposite shoulder the injury is a dislocation and not a fracture of the humerus.

Duh'ring's disease' [Louis Adolphus Duhring, Philadelphia dermatologist, *1845.] Dermatitis herpetiformis.

dulpara (doo-lp'ah-rah) [L. duo, two, + parere, to bear.] A woman who has borne two children in two pregnancies, secundipara.

Dukes' disease' [Clement Dukes, English physician, contemporary.] Fourth disease.*

dulcamara (dul'kah-mah'rah) [L. dulcis, sweet, + amarum, bitter.] Bittersweet, poison-berry, wolf-grape; the dried young branches of *Solanum dulcamara*, a climbing plant of the north temperate zone; diuretic, diaphoretic, sedative, and narcotic in doses of 3-1 (2.0-4.0).

dulcamarin. A glucoside, C₂₂H₃₄O₁₀, obtained from dulcamara, called also dulcarin, picroglycion.

dul'carin. Dulcamarin.

dul'cin. 1. Dulcite. 2. Sucrol.

dul'cite [L. dulcis, sweet.] Dulcin, dulcitol, dulcose, euonymite, melampyrite; a sugar, C₆H₁₂O₆, obtained from several species of *Euonymus* and of *Melampyrum*; it is similar to mannite.

dull. Not sharp or acute, in any sense; noting a surgical instrument, the action of the mind, pain, a sound, especially the percussion note, etc.

dull'ness, dul'ness. The character of the sound obtained by percussing over a solid part which is incapable of vibrating.

Dulong-Petit law (du-law'n'pé-te') [Pierre Louis Dulong, French chemist, 1785-1838.] The specific heat of the atoms of all simple solid bodies is the same.

dumb [A.S.] Mute, speechless, unable to speak.

d. ague, an irregular malarial attack in which the stage of chill is absent.

dumb-bell. 1. A crystal of ammonium urate or of calcium carbonate, having a dumb-bell shape. 2. A microscopic body of dumb-bell shape seen in striated muscular tissue.

dumb'-madness. The paralytic form of rabies in the dog; drop-jaw; sullen rabies.

dumb'ness. Muteness, inability to speak.

Dum'dum fe'ver [Dum Dum, a town near Calcutta in India.] A disease occurring in India which resembles dysentery in its general symptoms,

suggested to be due to infection with a piroplasma or a trypanosome.

dumminess (dum'n-nes). Mental dulness and apathy occurring as a sequel of acute encephalitis in the horse.

dumm'y. 1. One who is silent. 2. Something fictitious. 3. In dentistry an artificial tooth in a bridge.

Dumontpallier's pessary (dû-maw'pal-ya') [Alphonse Dumontpallier, French physician, 1820-1898.] Mayer's pessary, an elastic ring pessary.

D.'s test, for bile: over the suspected liquid in a test-tube a little tincture of iodine is very carefully poured, whereupon a green color appears at the plane of contact of the two fluids if bile is present.

Dun'bar's se'rum [William Philipps Dunbar, a physician of American birth, director of the Hygienic Institute of Hamburg, Germany, *1863.] Pollant.

Dun'can's folds [James Matthews Duncan, English gynecologist, 1826-1890.] The folds on the peritoneal surface of the uterus immediately after delivery. D's mech'anism, the passage of the placenta from the uterus with the lower edge in advance. D's ven'tricle, fifth ventricle, cavum septi pellucidi.

Dun'can Springs, Cal. Alkaline-calcic waters. Rheumatism, dyspepsia, and constipation.

dundaki bark (doo-da'ke). The bitter bark of *Sarcocephalus esculentus*, a shrub of West Africa, chewed by the natives; it is tonic and febrifuge in doses of gr. 1-3 (0.06-0.2) of an extract.

dun'dakine. An alkaloid of *Sarcocephalus esculentus*; in poisonous doses it arrests respiration.

duod'enal. Relating to the duodenum.

duodenec'tomy [duodenum + G. ektomē, excision.] Exsection of the duodenum.

duodenitis (du-o-de-ni' (ne')tis). Dodecadactylitis, inflammation of the duodenum.

duodenocholangitis (du-o-de'no-ko-lan-ji' (je')tis) [L. duodenum + G. cholē, bile, + angion, vessel, + -itis.] Inflammation of the duodenum and choledoch duct.

duodenocholecystostomy (du-o-de'no-ko-le-sia-tos'to-mi) [L. duodenum + G. cholē, bile, + kystis, bladder, + stoma, mouth.] The operative formation of a fistula between the duodenum and the gall-bladder.

duodenocholedochotomy (du-o-de'no-ko-led-o-kt'o-mi). Incision into the common bile-duct and the adjacent portion of the duodenum.

duodenocystostomy. Duodenocholecystostomy.

duodenoenterostomy (du-o-de'no-en-ter-os'to-mi) [L. duodenum + G. enteron, intestine, + stoma, mouth.] The operative establishment of a communication between the duodenum and another part of the intestinal tract.

duodenes'tomy [L. duodenum + G. stoma, mouth.] The operative establishment of a fistula into the duodenum.

duodenot'omy [L. duodenum + G. tomē, incision.] A cutting into the duodenum.

duode'num [L. duodeci, twelve each.] Dodecadactylon; the first division of the small intestine, about 11 inches, or 12 finger-breadths (hence the name) in length, extending from the pylorus to the junction with the jejunum at the level of the first or second lumbar vertebra on the left side.

du'otal. Guaiaccol carbonate.

duoto'nol. Trade name for a special preparation of calcium and sodium glycerophosphates; see Du'ob.

Du'play's bur'st'itis (dû-pla'e) [Simon Du'play, French surgeon, *1836.] Subdeltoid or subacromial bursitis.

duplicitas (du-plis'i-tas) [L.] Duplicity. **d. ante-**rior, a monstrosity with duplication of the head and upper part of the body. **d. poste-**rior, a monstrosity with duplication of the pelvic extremity.

duplicity (du-plis'i-ti) [L. *duo*, two, + *plicare*, to fold.] A congenital malformation marked by duplication of one or more parts; double monster.

Dupré's bursitis (dú-pra'). Inflammation of the bursæ about the shoulder joint.

Dupré's syndrome (dú-pra') [Ernest Dupré, French physician, *1862.] Meningism.

Dupuytren's contrac-tion (dú-püe-trahn') [Guillaume Dupuytren, French surgeon, 1777-1835.] Contraction of the palmar fascia causing permanent flexion of one or more fingers. **D.'s frac-ture**, Pott's fracture. **D.'s hy-drocele**, bilocular hydrocele in which the sac fills the scrotum and also extends into the abdominal cavity beneath the peritoneum. **D.'s paste**, a caustic compound of 1 part arsenic to 10 or 15 parts calomel. **D.'s sign**, (1) free up and down movement of the head of the femur, upon intermittent traction, in cases of congenital dislocation; (2) a crackling sensation on pressure over the bone in certain cases of sarcoma. **D.'s splint**, (1) a splint for D.'s fracture of the fibula; (2) a splint for fracture of the wrist. **D.'s su-ture**, Lembert's* suture (2). **D.'s tour-ni-quet**, an instrument for making compression on the abdominal aorta.

dura [L. fem. of *durus*, hard.] Dura mater.

dural. Relating to the dura mater. **d. sheath**, the sheath of the optic nerve, an extension of the dura mater.

duralamin. An alloy of aluminum slightly heavier than this metal but nearly as strong as steel and non-corrodible; used in the manufacture of surgical and orthopedic appliances.

dura mater [L. hard mother.] A tough, fibrous membrane, forming the outer envelope of the brain (*d. m. enceph-ali* [BNA] or *cer-ebri*) and of the spinal cord (*d. m. spina-lis*). **inflamma-tion** of the **d. m.**, pachymeningitis, perimeningitis, durtitis.

duralmal. Dural.

duramen [L. hardness.] The heart-wood of an anginous tree.

Durand's reme-dy (dü-rahnd') [Jean François Durand, French physician, *1794.] Essence of turpentine 10, sulphuric ether 15, employed in the treatment of gallstones.

Durante's meth-od (doo-rahnd'ta) [Francesco Durante, Italian surgeon, contemporary.] Injection of saline into the focus or around it in cases of surgical tuberculosis.

durtitis (du-ri'(re')tis). Pachymeningitis, inflammation of the dura mater.

durachnitis (du-ro-á-rak-ni'(ne')tis). Inflammation of the dura mater and arachnoid membrane.

Durozier's disease (dü-ro-ze-a') [Paul Louis Durozier, Paris physician, 1826-1897.] Congenital weakness of the mitral valve. **D.'s symp-tom**, a double murmur heard over the femoral artery, when lightly compressed by the stethoscope, in cases of aortic insufficiency.

Dusart's syr-up (dü-sar') [Lucien O. Dusart, French physician, nineteenth century.] A syrup of lacto-phosphate of lime; dose, 32-4 (8.0-16.0).

dust-ball. A mass sometimes found in the stomach or intestine of a horse or other animal fed largely on mill-cleanings.

dust-bod-ies. Blood-dust.

dust-disease. Pneumonocniosis or any disease (usually an occupation disease) caused by the action of dust.

dust-ing-pow-der. Talcum or other fine powder used to sprinkle over the skin to absorb moisture, prevent friction, etc.

Dutch liq-uid. Ethylene bichloride.

Dut-ton's disease [J. Everett Dutton, English physician, contemporary.] Human trypanosomiasis.

Duverney's gland (dü-ver-na') [Joseph Guichard Duverney, French anatomist, 1648-1730.] Bartholin's gland, glandula* vestibularis major. **D.'s fora-men**, Winslow's foramen, foramen* epiploicum. **D.'s frac-ture**, fracture of the tip of the ilium just below the anterior superior spine.

D.V.M. Abbreviation for Doctor of Veterinary Medicine.

D.V.M.S. Abbreviation for Doctor of Veterinary Medicine and Surgery.

D.V.S. Abbreviation for Doctor of Veterinary Surgery or Doctor of Veterinary Science.

dwarf (dawwrf) [A. S. *dweorh*.] A markedly undersized person, nanus, pigmy. **asex-ual d.**, an adult subject of infantilism with deficient sexual development; a permanent child. **in-fantile d.**, a subject of infantilism. **micromel'ic d.**, one whose limbs are unduly small. **nor-mal d.**, physiological d. **phocomel'ic d.**, one in whom the diaphyses of the long bones are extremely short, or in whom the intermediate parts of the limbs are absent. **physiolog-ical d.**, an undersized person, not deformed, whose development has been symmetrical and at a normal rate, but less in extent than that of members of other races, members of other families, or other members of the same family. **primor-dial d.**, a well developed but abnormally small person. **sex-ual d.**, an adult primordial d. with perfect sexual development. **true d.**, nanosome; either a primordial or sexual d., or an infantile or asexual d.

dwarfishness (dawwrf'ish-nes). Nanism, abnormal smallness, the condition of being undersized.

dwarfism (dawwrf'izm). Dwarfishness.

dy-ad [G. *dyas*, the number two, duality.] 1. A pair 2. In chemistry, a bivalent element.

dy-mal. Trade name of a preparation of didymium salicylate, employed as a dusting-powder or in 10 per cent. ointment in bedsores, hyperidrosis, ulcers, and other affections of the skin.

-dymus [G. *didymos*, twin.] A termination denoting a twin monster, the first element of the word denoting usually the point of attachment; practically the same as *-pagus*.

dynamic (di-nam'ik) [G. *dynamis*, power.] Relating to power or force; causal, kinetic. **d. elec-tric-ity**, flowing or current electricity, in distinction from static electricity. **d. mur-mur**, a heart murmur due to anemia or to any other cause than a valvular lesion. **d. school**, a group of theorists founded by Stahl who professed the belief that all vital action is the result of an internal force independent of anything external to the body.

dynam-ics. Kinetics, the branch of physical science which treats of motion and its laws.

dynamization (di-nam-i-zä'shun). In homeopathy, the increase of potency of a medicine by trituration or by dilution in water with succussion; see *potency* (3).

dy-namize. To increase the potency of a medicine by trituration or by succussion in water.

dy-namo [G. *dynamis*, force.] A machine for producing current electricity by means of magnetic induction.

dynamogen-esis [G. *dynamis*, force, + *genesis*, production.] The production of force, especially of muscular or nervous energy.

dynamogen'ic [G. *dynamis*, force, + *gennaō*, I produce.] Producing power or force, especially nervous or muscular power or activity.

dynamogeny (di-nam-oj'en-I) Dynamogenesis.

dynam'ograph [G. *dynamis*, force, + *graphō*, I write.] An instrument for recording the degree of muscular power.

dynamom'eter [G. *dynamis*, force, + *metron*, measure.] An instrument for measuring the degree of muscular power.

dynamoneure (di-nam'o-nūr) [G. *dynamis*, force, + *neurōn*, nerve.] A spinal motor nerve-cell.

dynam'oscope [G. *dynamis*, force, + *skopō*, I examine.] A modified stethoscope for auscultation of the muscles.

dynamo'scopy. Auscultation of a contracting muscle.

dyne (dīn) [G. *dynamis*, force.] A unit of force, the force which propels a weight of one gram a distance of one centimeter in one second.

dys- [G.] A prefix conveying the idea of bad or difficult.

dysacousia, **dysacusia** (dis-ā-koo'sī-ah, dis-ā-ku'sī-ah) [G. *dys-*, painful, + *akousis*, hearing.] A condition in which all noises produce a sensation of discomfort.

dysæsthe'sia. Dysesthesia.

dysantigraph'ia [G. *dys-*, bad, + *antigraphō*, I write back.] A form of agraphia in which the subject is unable to copy writing or print.

dysaphia (dis-aff'ī-ah) [G. *dys-*, bad, + *haphō*, touch.] An impairment in the sense of touch.

dysaph'ic. Relating to impaired tactile sensibility.

dysarthria [G. *dys-*, bad, + *arthron*, articulation.] Dyslalia, difficulty in articulation. *d. litera'lis*, stammering. *d. syllaba'ris spasmod'ica*, stuttering.

dysarthric. Relating to difficulty in articulating.

dysarthro'sis [G. *dys-*, bad, + *arthrōsis*, joint.] 1. Dysarthria. 2. Malformation of a joint. 3. A false joint.

dysbasia (dis-ba'sī-ah) [G. *dys-*, difficult, + *basis* a step.] Difficulty of any kind in walking. *d. angiosclerot'ica*, *d. intermit'tens*, intermittent limping.*

dysbu'lia [G. *dys-*, bad, + *boulē*, will.] Weakness and uncertainty of will-power.

dysbu'lic. Relating to dysbulia.

dyscheiria. See *dyschiria*.

dyschezia (dis-ke'zī-ah) [G. *dys-*, difficult, + *chēzō*, I defecate.] Difficulty in defecation.

dyschiria (dis-ki'ri-ah) [G. *dys-*, difficult, + *cheir*, hand.] A disorder of sensibility in which, although there is no apparent loss of sensation, the patient is unable to tell which side of the body has been touched (*achiria*), or refers it to the wrong side (*allochiria*), or to both sides (*synchiria*).

dyschiric (dis-ki'ric). Relating to dyschiria.

dyscho'lia (dis-ko'llī-ah) [G. *dys-*, bad, + *cholē*, bile.] A morbid state of the bile.

dyschondroplasia (dis-kon-dro-pla'zī-ah) [G. *dys-*, bad, + *chondros*, cartilage, + *plasis*, a forming.] Chondrodystrophy, achondroplasia.*

dyschroia, **dyschroa** (dis-kroy'ah, dis-kro'ah) [G. *dys-*, bad, + *chroia*, *chroa*, complexion.] A bad complexion, discoloration of the skin.

dyschromatopsia (dis-kro-mā-top'sī-ah) [G. *dys-*, bad, + *chrōma* (*chrōmat-*), color, + *opsis*, vision.] Partial color-blindness.

dyschro'mia (dis-kro'mī-ah) [G. *dys-*, bad, + *chrōma*, color.] Any abnormality in the color of the skin.

dyschine'sia. Dyskinesia

dyscrasia (dis-kra'sī-ah) [G. bad temperament.]

A morbid general state resulting from the presence of toxic matters in the blood.

dyscras'ic, **dyscrat'ic**. Relating to or suffering from a dyscrasia.

dysdiadochocinesia (dis-di-ad'o-ko-sin-e'sī-ah) [G. *dys-*, difficult, + *diadochocinesia*.] Impairment of the power of alternately moving a limb in opposite directions, as of flexion and extension.

dysdiemorrhysis (dis-di-em-or'ī-sis) [G. *dys-*, difficult, + *dia*, through, + *haima*, blood, + *rhysis*, a flowing.] Sluggishness of the capillary circulation.

dysē'mia, **dysmē'mia** [G. *dys-*, bad, + *haima*, blood.] Any disease of the blood.

dysente'ria. Dysentery.

dysenter'ic. Relating to or suffering from dysentery.

dysentery (dis'en-ter-I) [G. *dys-*, bad, + *entera*, bowels.] A disease marked clinically by frequent small stools, chiefly of blood and mucus, accompanied by pain and tenesmus; it may be acute or chronic, sporadic or epidemic, and is due to the action of a specific bacillus or of a specific ameba.

ame'bic d., an ulcerative inflammation of the mucous membrane of the large intestine, caused by the presence of *Entamoeba dysenteriae*, marked by the usual symptoms of d., and sometimes by extreme prostration.

bac'illary d., a catarrhal, membranous, or necrotic inflammation of the mucous membrane of the large intestine, due to the presence of *Bacillus dysenteriae*, marked by the usual symptoms of d.

clit'lar d., a form of dysentery or diarrhea, described as occurring in the south of France, believed to be caused by a spirillum present in great numbers in the intestinal epithelia.

dysenterithism (dis-er'e-thizm) [G. *dys-*, bad, + *erithismos*, irritation.] A condition of slow response to stimuli.

dysergasia (dis-ur-gā-sī-ah) [G. *dys-*, bad, + *ergasia*, work.] Neurasthenia.

dysergia (dis-ur'jī-ah) [G. *dys-*, bad, + *ergon*, work.] A lack of harmonious action between the muscles concerned in executing any definite voluntary movement, due to irregularity of the efferent nerve impulses.

dysesthesia, **dysæsthesia** (dis-es-the'sī-ah) [G. *dys-*, hard, difficult, + *æsthēsis*, sensation.] 1. Impairment of sensation short of anesthesia. 2. A condition in which a disagreeable sensation is produced by the ordinary touch.

dysfunction (dis-fung'shun) [G. *dys-*, difficult, bad.] Abnormal or incomplete functioning of an organ.

dysgen'esia [G. *dys-*, bad, + *genesis*, generative.] Sterility.

dysgeusia (dis-ju'sī-ah) [G. *dys-*, bad, + *gustis*, taste.] Impairment or perversion of the gustatory sense.

dysgnosia [G. *dys-*, bad, + *gnōsis*, knowledge.] Any intellectual anomaly; cf. *dysrhythmia*.

dysgon'ic [G. *dys-*, bad, + *gonikos*, relating to the seed or offspring.] Noting a bacterial culture of sparse growth.

dysgraph'ia [G. *dys-*, bad, + *graphō*, writing.] 1. Difficulty in writing, a mild degree of agraphia.

2. Writer's cramp.

dyshematopolesia (dis-hem'ā-to-poy-e'sī-ah) [G. *dys-*, bad, + *haima* (*haimat-*), blood, + *poiesis*, making.] Imperfect blood-making.

dyshidrosis, **dysidrosis** (dis-i-dro'sis) [G. *dys-*, difficult, + *hidrōs*, sweat.] Retention of fluid in the sweat-follicles, giving rise to vesicles; miliana, hydrocystoma, and possibly pompholyx.

dyshypophysis (dis-hi-po-fiz't-ah). Perverted action of the anterior lobe of the hypophysis cerebri, and the symptoms resulting therefrom.

dyskinesia (dis-kin-e'st-ah) [G. *dys-*, bad, + *kinēsis*, movement.] Difficulty in performing voluntary movements. *d. al'gera*, an hysterical condition in which active movement causes pain, but gentle movements are still possible. *d. intermittens*, intermittent limping or a similar condition of temporary functional disturbance in the upper extremities.

dyslalia (dis-lal't-ah) [G. *dys-*, bad, + *lalia*, talking.] Dysarthria; difficulty of speech due to abnormality in the tongue or other accessory organs of speech.

dyslexia [G. *dys-*, bad, + *lexis*, word, phrase.] Incomplete alexia, inability to read more than a few lines with understanding.

dyslochia (dis-lo'kt-ah) [G. *dys-*, difficult, + *lochias*, the discharge after childbirth.] Premature cessation of the lochia.

dyslogia [G. *dys-*, bad, + *logos*, speaking, reason.] 1. Impairment in the power of speech in consequence of a central lesion. 2. Impairment of the reasoning faculty.

dysmaseia (dis-mā-se'sis) [G. *dys-*, difficult, + *māsis*, chewing.] Difficulty in mastication.

dysmenorrhea, **dysmenorrhœa** (dis-men-or-re'ah) [G. *dys-*, difficult, + *mēn*, month, + *rhoia*, a flow.] Difficult and painful menstruation. *mechanical d.*, due to an obstruction to the escape of the menstrual blood. *mem'branous d.*, d. accompanied by an exfoliation of the menstrual decidua. *obstruc'tive d.*, mechanical *d. ova'rian d.*, d. due to disease of an ovary. *spasmod'ic d.*, d. accompanied by painful contractions of the uterus. *tubal d.*, d. due to stenosis or other abnormal condition of the Fallopian tubes. *uterine d.*, d. resulting from disease of the uterus. *vag'inal d.*, d. due to obstruction or other abnormal condition in the vagina.

dysmetria [G. *dys-*, bad, + *metron*, measure.] A form of dysgergia in which the subject is unable to arrest a muscular movement at the desired point or, sometimes, to prevent an involuntary reverse movement.

dysmim'ia [G. *dys-*, bad, + *mimeomai*, I mimic.] 1. Impairment of the power of expression by gestures. 2. Imperfect power of imitation.

dysmorphism (dis-mor'fiz'm) [G. *dysmorphia*, badness of form.] Allomorphism.

dysmorphophobia (dis-mor-fo-fo'bt-ah) [G. *dys-*, bad, + *morphē*, form, + *phobos*, fear.] An insane fear or dread of deformity.

dysner'ia [G. *dys-*, bad, + *neuron*, nerve.] Impaired nerve function.

dysodontiasis (dis-o-don-ti'a-sis) [G. *dys-*, difficult, bad, + *odous* (odont-), tooth.] Difficulty or irregularity in the eruption of the teeth.

dysontogenesis (G. *dys-*, bad, + *ontogenesis*.) Defective development of the individual.

dysopia [G. *dys-*, bad, + *ōps* (ōp), eye.] Dysopsia.

dysopsia [G. *dys-*, bad, + *opsis*, vision.] Impaired sight.

dysorexia (dis-o-rek'st-ah) [G. *dys-*, bad, + *orexis*, appetite.] Diminished appetite, or a desire for unwholesome food.

dysosmia (dis-oz'mt-ah) [G. *dys-*, bad, + *osmē*, smell.] Impaired sense of smell.

dyspareunia (dis-pā-ru'ni-ah) [*dys-*, bad, + *pareu-*, lying beside.] The occurrence of pain in the sexual act.

dyspepsia [G. *dys-*, bad, + *pepsis*, digestion.] Indigestion. *acid d.*, d. associated with undue gastric acidity. *aton'ic d.*, d. with impaired tone

in the muscular walls of the stomach. *fermen'tative d.*, d. accompanied with fermentation of the contents of the stomach, usually occurring in gastric dilatation. *flatulent d.*, d. attended with frequent eructations of gas, due to chronic gastritis. *func'tional d.*, (1) atonic *d.*; (2) nervous *d.* *gas'tric d.*, impairment of gastric digestion. *intes'tinal d.*, impairment of the digestive power of the intestinal secretions. *ner'vous d.*, d. resulting from defective innervation of the stomach. *reflex d.*, nervous *d.* excited by reflex irritation from disease in some other part.

dyspep'tic. Relating to or suffering from dyspepsia.

dyspep'tone. An insoluble peptone.

dysperistal'sis. Impaired peristalsis.

dyspermatism, **dysper'mia**. Dyspermatism.

dysphagia, **dysphagy** (dis-fa'j'i-ah, dis-fa'ji) [G. *dys-*, difficult, + *phagō*, I eat.] Difficulty in swallowing. *d. luso'ria* [*L. lusorius*, deceitful], *d.* said to be due to compression by the right subclavian artery arising abnormally from the thoracic aorta and passing behind or in front of the esophagus. *d. nervo'sa*, nervous *d.*, esophagism.

dysphasia (dis-fa'zi-ah) [G. *dys-*, difficult, + *phasis*, speaking.] Difficulty in speaking, due to a brain lesion, but without any marked mental impairment.

dysphemia [G. *dys-*, bad, + *phēmē*, speech.] Stammering, stuttering.

dyspho'nia [G. *dys-*, difficult, bad, + *phōnē*, voice.] Hoarseness; difficulty or pain in speaking. *d. clerico'rum*, clergyman's sore throat. *d. pu'berum*, the breaking of the voice in boys at puberty. *d. spas'tica*, phonic spasm, a spasmodic contraction of the adductor muscles of the larynx excited by attempted phonation, occurring chiefly in public speakers and analogous seemingly to writer's cramp.

dyspho'ria [G. *dys-*, bad, + *phoros*, bearing.] Restlessness, a feeling of being ill at ease.

dysphrasia (dis-fra'zi-ah) [G. *dys-*, bad, + *phrasis*, speaking.] Dysphasia.

dyspituitarism (dis-pit-u'i-tar-izm). The general condition resulting from disease or destruction of the pituitary body (hypophysis cerebri).

dysplasia (dis-pla'si-ah) [G. *dys*, bad, + *plasis*, a moulding.] Alloplasia.

dyspnea, **dyspno'e'a** [G. *dys-*, bad, + *pnōē*, breathing.] Shortness of breath; difficult respiration.

dyspne'ic, **dysp'neal**. Relating to or suffering from dyspnea.

dyspragia (dis-pra'ji-ah) [G. lack of success.] Dyspraxia.

dysprax'ia [G. *dys-*, bad, + *praxis*, a doing.] Impaired or painful functioning in any organ.

dysproteose (dis-pro'te-ōz). An altered form of heteroproteose, from which it differs in solubility, obtained by prolonged contact with water.

dysrhythmia (dis-ridh'mt-ah) [G. *dys-*, bad, + *rhythmos*, rhythm.] Defective rhythm.

dyspermatism, **dyspermia** (dis-spur'mā-tizm, dis-spur'mt-ah) [G. *dys-*, bad, + *sperma*, seed.] The occurrence of pain or discomfort in the discharge of the seminal fluid.

dysyllabia (dis-sil-la'bi-ah) [G. *dys-*, difficult, + *syllabē*, syllable.] Syllable-stumbling.

dysynergia (dis-sin-ur'ji-ah) [G. *dys-*, difficult, + *syn*, with, + *ergon*, work.] A failure to work in unison or harmony, ataxia. *d. musculo'rum progressi'va*, Hunt's syndrome.

dystax'ia [G. *dys-*, bad, + *taxis*, order.] A mild degree of ataxia.

dysthymia (dis-thi'mt-ah) [G. *dys-*, bad, + *thymos*, mind.] Any moral anomaly; cf. *dysgnostia*.

dysthyreo'sis. Dysthyroidea.

dysthyroidea, dysthyroidism (dis-thi-ro-id'e-ah, dis-thi'roy-dizm) [G. *dys-*, difficult.] Irregular functional activity of the thyroid, the secretion being at times deficient, at times in excess.

dystocia (dis-to'si-ah) [G. *dystokia*.] Difficult childbirth. It is called *fetal* or *maternal* according as the cause is in some abnormality of the fetus or in uterine inertia or some obstruction in the parturient canal. **placen'tal d.**, retention or difficult delivery of the placenta.

dystonia (dis-to'ni-ah) [G. *dys-*, difficult, bad, + *tonos*, tension.] A state of abnormal (either hypo- or hyper-) tonicity in any of the tissues. **d. musculo'rum defor'mans**, Ziehen-Oppenheim disease, an affection, occurring especially in children, marked by muscular contractions producing most peculiar distortions of the spine and hips; the musculature is hypertonic when in action, hypotonic when at rest.

dysto'pia [G. *dys-*, bad, + *topos*, place.] Malposition.

dystro'phia. Dystrophy. **d. adipo'sogenita'lis**, ty-

pus Froehlich, hypophysis syndrome; a condition caused by hypopituitarism, or partial loss of the anterior lobe of the hypophysis cerebri; it is marked by increase in fat, loss of sexual power, atrophy of the external genitals, and loss of hair.

dystroph'ic. Relating to dystrophy.

dystrophoneurosis (dis-trof''o-nu-ro'sis) [G. *dys-*, bad, + *trophē*, nourishment, + *neuron*, nerve, + *-ōsis*.] Any nervous disease associated with faulty nutrition.

dys'trophy [G. *dys-*, difficult, + *trophē*, nourishment.] Defective nutrition. **progres'sive mus'cular d.**, Erb's atrophy, a form of progressive muscular atrophy in which the disease begins in the muscular terminals of the motor nerves and not in the spinal centers.

dystryp'sia. Impaired pancreatic (tryptic) secretion.

dysu'ria [G. *dys-*, difficult, + *ouron*, urine.] Difficulty or pain in urination.

dysu'ric. Relating to or suffering from dysuria.

dys'ury. Dysuria.

E

E. Abbreviation for emmetropia or emmetropic; the chemical symbol of erbium.

ear [A.S. *ædre*.] 1. The organ of hearing; composed of the *external ear*, which includes the auricle and the external acoustic, or auditory, meatus; the *middle ear*, or the tympanum with its ossicles; and the *internal ear*, which includes the labyrinth and cochlea. 2. The pinna, or auricle.* **Az'tec e.**, an auricle with the lobule absent. **Blainville e.**, Cagot e., **Darwin e.**, **Morel e.**, **Stahl e.**, **Wildermuth e.**, see the proper names. **insane' e.**, **hematoma auris**, **othematoma**.*

anatomy, **ototomy**, **otography**. **bleeding**, **othemorrhagia**, **othemorrhæa**, **otorrhagia**. **blood-tumor**, **othematoma**. **calculus**, **otolith**. **closure**, **otocleisis**, **ankylosis**. **discharge**, **otorrhea**, **otopyorrhæa**, **otopyosis**, **otoblenorrhæa**. **disease**, **otopathy**. **dropsy**, **hydroritis**, **hydrotympanum**, **otohydrops**, **othydrops**, **hydromyringia**, **hydromyrinx**. **excision of ossicles**, **otectomy**, **otoculectomy**, **otonecrotomy**. **fungus growth**, **otomycosis**, **myringomycosis**. **hypertrophy**, **macrotia**. **incision of drum**, **myringotomy**, **paracentesis tympani**. **inflammation**, **otitis**, **myringitis**, **tympanitis**, **labyrinthitis**, **panotitis**, **otophlegmon**. **multiple**, **polyotia**. **noise**, **tinnitus**, **susurrus aurium**. **pain**, **otalgia**, **odynæa**. **plastic surgery**, **otoplasty**, **myringoplasty**. **specialist in diseases of**, **aurist**, **otologist**, **aural surgeon**. **specialty of diseases of**, **otology**, **otiatry**, **otiatrica**. **ulceration**, **othelcosis**. **wax obstruction**, **ceruminosis**.

earache (ér'ák). Pain in the ear, **otalgia**.

ear-ossicle. Ossicle.

ear-drum. Tympanum.

ear-dust. Otoconia, otoliths.

ear-faint. Vertigo with faintness occurring in disease of the middle or internal ear.

ear-lobe. The lower fleshy part of the auricle, or **pinna**.

ear-sponge. A rounded bit of sponge at the extremity of a small stick or cylinder, used for cleansing the external auditory meatus.

ear-trumpet. An instrument with a trumpet-shaped expansion at one extremity and an ear-piece at the other, used to collect the sound waves and conduct them to the auditory apparatus.

ear-wax. Cerumen.

earth (urth) [A.S. *eorthe*.] 1. The globe, world. 2. Soil, dirt, the loose material on the surface of the earth. 3. An insoluble oxide of aluminum or of certain other elements. **alkaline e.**, lime, magnesia, baryta, and certain other partly soluble oxides having an alkaline reaction. **full'er's e.**, a refined clay sometimes used as a dusting powder or applied moistened with water as a form of poultice.

earth-eater. Geophagist.

earth-eating. Geophagia, geophagism, geophagy.

Easton's syrup [J. A. E. Easton, British physician, 1807-1865.] Syrupus ferri phosphatis cum quina et strychnina (Br.).

eat [A.E. *etan*.] 1. To take solid food. 2. To chew and swallow any substance as one would food. 3. To corrode.

Eaton Rapids Wells, Michigan. Alkaline-calcichalybeate waters. Used by drinking and bathing in various disorders.

Eaux Bonnes, France (o-bun'). Saline-sulphureted waters. One spring is cold, the others register 72° F.-90.5° F. Three springs. Used by drinking and bathing in affections of the nose, throat, and chest, tuberculosis, angina pectoris, anemia,

disorders of the glands, scrofula, skin diseases, and neurasthenia. June 1 to October 1.

ebb. The gradual decline in the opsonic index at the end of the positive phase.

Eberth's bacillus (a'bairt) [Karl Joseph Eberth, German physician, *1835.] *Bacillus typhosus*.

E.'s lines, lines appearing between the cells of the myocardium when stained with silver nitrate.

E.'s perithe'lium, an incomplete layer of connective-tissue cells on the outer surface of the blood-capillaries.

Eb'ner's fibrils [Victor Ebner, Viennese histologist, *1842.] Fine, thread-like lines in the homogeneous surface of the dentine; also similar structures in the cement substance of the teeth. **E.'s glands**, mucous glands of the tongue opening around the circumvallate papillæ, the function of which is believed to be to bathe the gustatory hairs. **E.'s retic'ulum**, a network of nucleated cells in the seminiferous tubules.

ebac'teate. Having no bracts.

ebri'etas [L.] Ebriety, inebriety, drunkenness.

Ebstein's disease' (eb'stîn) [Wilhelm Ebstein, Göttingen physician, 1836-1912.] Coagulation-necrosis of the epithelium of the convoluted tubules in diabetes mellitus. **E.'s leukæ'mia**, a leukemia of very rapid course. **E.'s meth'od**, dietetic treatment of obesity in which a moderate amount of albuminous food is allowed, very little carbohydrate, but a comparatively large quantity of fats.

ebullition (eb-u-lish'un) [L. *ebullire*, to boil.] Boiling.

eburnation (e-bur-na'shun) [L. *eburneus*, of ivory.] A form of degeneration of bone in which it is converted into a dense hard substance like ivory.

eburneous (e-bur'ne-us) [L. *eburneus*, of ivory.] Resembling ivory, especially in color.

écarteur (a-kar-tér) [Fr. *écarter*, to separate.] A retractor.

ecaudate (e-kaw'dât) [L. *e-* priv. + *cauda*, tail.] Tailless.

Eckball'ium [G. *ekballö*, I throw out.] A genus of plants with the single species *E. elaterium*; see *elaterium*.

ecbol'ic [G. *ekbolos*, abortive.] 1. Accelerating childbirth, oxytocic; producing abortion. 2. An agent which hastens delivery or produces abortion.

ec'boline [G. *ekbolos*, abortive.] An alkaloid obtained from ergot, thought by some to be identical with cornutine.

eccen'tric [G. *ek*, out, + *kentron*, center.] 1. Abnormal or peculiar in ideas, actions, or speech. 2. Proceeding from a center. 3. Peripheral. [In the second and third meanings often written excentric.]

eccentropiesis (ek-sen-tro-pi'e-sis) [G. *ek*, out, + *kentron*, center, + *piësis*, pressure.] Pressure exerted from within outward.

eccephalosis (ek'sef-al-o'sis) [G. *ek*, out, + *kephale*, head.] Excerebration; removal of the contents of the cranium in embryotomy.

ecchondroma, pl. *ecchondro'mata* (ek-kon-dro'mah) [G. *ek*, from, + *chondros*, cartilage, + *-ōma*.] A cartilaginous tumor arising as an overgrowth from normally situated cartilage, distinguished from

enchondroma, or chondroma proper, which occurs in places where cartilage does not normally exist.

ecchondrosis (ek-kon-dro'sis). Ecchondroma. *e. physalifo'mis*, chondroma.

ecchondrotome (ek-kon'dro-töm) [G. *ek*, out, + *chondros*, cartilage, + *tomē*, incision.] Chondrotome.

ecchymoma (ek-e-mo'mah). A slight hematoma following a bruise.

ecchymosed (ek'e-mözd) Marked by or affected with ecchymosis.

ecchymosis, pl. *ecchymo'ses* (ek-e-mo'sis) [G. *ekchymōsis*; *ek*, out, + *chymos*, juice.] A purplish patch caused by extravasation of blood into the skin; black-and-blue spot; ecchymoses differ from petechiæ only in size.

ecchymotic (ek-e-mot'ik). Relating to an ecchymosis.

eccrinology (ē-krin-ol'o-jī) [G. *ekkrinō*, I secrete, + *-logia*.] The branch of physiology and of anatomy which treats of the secretions and the secreting glands.

ec'crisis [G. separation.] 1. The removal of waste products. 2. Any waste product, excrement.

eccrif'ic. 1. Promoting the expulsion of waste matters. 2. An agent which promotes excretion.

eccyesis (ek-si-e'sis) [G. *ek*, out, + *kyēsis*, pregnancy.] Ectopic gestation, extrauterine pregnancy.*

ecdem'ic [G. *ekdēmos*, foreign, from home.] Noting a disease brought into a region from without, not epidemic or endemic.

ecdemomania (ek-dem-o-ma'nī-ah) [G. *ekdēmos*, from home, + *mania*, frenzy.] Vagabondage, dromomania, drapetomania.

ecderon (ek'dē-ron) [G. *ek*, out, + *deros*, skin.] The outer portion of the general integument, as distinguished from *enderon*.

ec'gonine [G. *ekgonos*, sprung from, a child.] An alkaloid, $C_8H_{11}NO_3$, chiefly derived from cocaine and present to some extent in coca leaves.

echidnin (ē-kid'nin) [L. *echidna*, viper.] Serpentine-venom.

echidnotoxin (ē-kid-no-toks'in). A poisonous protein in serpent-venom.

Echinacea (ē-kin-a'se-ah) [G. *echinos*, a hedgehog.] A genus of plants of the order *Compositæ* found in the central plains of America. The root of two species, *E. purpurea* and *E. angustifolia*, the cone-flowers, is used in medicine as diaphoretic and alterative in doses of gr. 15-30 (1.0-2.0). In homeopathic practice the tincture from the fresh root is employed in septic conditions in doses of m5-10 (0.3-0.6) of the mother tincture. In eclectic practice it is employed as an alterative and in septic conditions in doses of m5-30 (0.3-2.0) of the specific preparation.

echinate (ek'tī-nāt) [L. *echinus*, hedgehog.] Echinate.

echinococcosis (ē-kin-o-kok-ko'sis). Infestation with echinococcus.

echinococcus (e-kin-o-kok'us) [G. *echinos*, hedgehog, + *kokkos*, a being.] The larval stage of *Tania echinococcus*, the dog tapeworm, occurring in encysted form in the liver and other organs and tissues in man, constituting hydatids; see *mother-cyst*. The symptoms are those of a tumor of the part affected.

Echinorhynchus (ē-kin-o-ring'kus) [G. *echinos*, hedgehog, + *rhynchos*, snout.] A genus of worms parasitic in the intestines in vertebrates; the sexual form is found in vertebrates, the nonsexual in a non-vertebrate host; some of the

species, especially *E. gigas*, are occasionally found in man.

echinosis (ē-kin-o'sis) [G. *echinos*, hedgehog.] Condition in which the blood-corpuscles have lost their smooth outlines, resembling an echinus or sea-urchin.

echinulate (ē-kin'u-lāt) [L. *echinulus*, dim. of *echinus*, hedgehog.] Noting a bacterial growth along the line of inoculation, having lateral spinous projections; see cut under *culture*, B. 3.

echitone (ek'tī-tōn) Trade name of a compound of iris, viola, and echinacea, recommended in eczema.

echo (ek'o) [G. *ēchō*, a sound.] A reverberating sound sometimes heard in auscultation of the chest.

echoacousia (ek'o-ā-koo'sī-ah). A subjective disturbance of hearing in which a sound heard appears to be repeated.

echographia (ek'o-graf'tī-ah). A form of agraphia in which one can write from dictation or copy but cannot do original writing.

echokinesia (ek-o-kin-e'sī-ah) [G. *ēchō*, echo, + *kinesis*, movement.] The involuntary repetition of a gesture made by another person.

echolalia (ek'o-la'lī-ah) [G. *ēchō*, echo, + *lalia*, a form of speech.] The involuntary repetition of a word or sentence just spoken by another person.

echomatism (ē-ko-mā-tizm). The automatic imitation of any act.

echomimia (ē-ko-mim'tī-ah) [G. *ēchō*, echo, + *mimēsis*, imitation.] Echopathy.

echopathy (ē-kop'ā-thī) [G. *ēchō*, echo, + *patheō*, suffering.] A neurosis in which the words or actions of another are imitated and repeated by the patient.

echophonia, echophony (ē-ko-fō'nī-ah, ē-kof'o-nī) [G. *ēchō*, echo, + *phōnē*, voice.] A duplication of the voice sound occasionally heard in auscultation of the chest.

echophrasia (ē-ko-fra'zī-ah) [G. *ēchō*, echo, + *phrasia*, speech.] Echolalia.

echo-speech (ek'o-spēch). Echolalia.

ecioma'nia, oecioma'nia [G. *oiekios* domestic, + *mania*, frenzy.] Ecomania.

Eck fistula experiment [Gottlieb Wilhelm Eck, Prussian physician, 1795-1848.] Cutting off the liver of an experiment animal from the portal circulation by making an anastomosis between the vena cava and portal vein and then ligating the latter close to the liver.

Eck'er's convolu'tion [Alexander Ecker, Freiburg anatomist, 1816-1887.] Posterior occipital convolution. *E.'s fissure*, occipital fissure. *E.'s plug*, an ingrowth of yolk-cells, in the gastrula stage of meroblastic ova, projecting into the primitive mouth.

ecle'bium [G. *ek*, out, + L. *labium*, lip.] Eversion of a lip.

eclampsia (ē-klamp'sī-ah) [G. *eklampsis*, a shivering forth.] Convulsions, especially of an epileptical character. *e. nu'tans*, nodding spasm.* *infantile e.*, reflex convulsions in infancy. *puerperal e.*, convulsions, of uremic or other origin, occurring in the latter part of pregnancy or during labor.

eclampsism (ē-klamp'sizm). A state in which the general signs point to the early occurrence of puerperal eclampsia, but convulsions do not take place.

eclamp'tic. Relating to eclampsia.

eclectic [G. *eklektikos*, selecting.] Picking out from different sources what appears to be the best. *e. medicine*, *e. practice*, *e. school*, a school or association of medical practitioners in

America, employing largely preparations of indigenous plants, or "specific remedies," *i.e.* remedies given according to definite indications furnished by the symptoms present in an individual case.

ecclecticism. Eclectic practice.

ec'lysis [G.] A mild degree of syncope.

ec'mnesia (ek-ne'st-ah) [G. *ek*, out, + *mnēsis*, relating to memory.] Loss of memory for recent events.

ec'oid [G. *oikos*, house, + *eidōs*, resemblance.] Ecoid, the framework of a red blood-corpuscle.

ecology [G. *oikos*, household affairs, family, + *-logia*.] Ecology, the branch of physiology which deals with the mutual relations of living organisms and their environments; the science of the relations of organisms to each other.

ecomania (e-ko-ma'ni-ah) [G. *oikos*, house, + *mania*, frenzy.] Ecomania, a form of mental derangement characterized by perversity or uncontrolled ill-temper in one's domestic relations.

ecoonomic cure. A partial cure of a chronic disease, such as phthisis, enabling the patient to resume the occupation by which he earns his living.

ecoonomy [G. *oikonomia*, management of the house.] The system, the body regarded as an aggregate of functioning organs.

ecoparasite, ecopar'asite. Ecosite.

ecosite, ecosite (e'ko-sit) [G. *oikos*, house, + *sitos*, food.] A microparasite to which its host is immune under normal conditions; also called *ecoparasite*.

ecphyadectomy (ek-fi-ā-dek'to-mī) [G. *ekphyas*, an appendix, + *ektomē*, excision.] Removal of the vermiform appendix, appendicectomy.

ecphyaditis (ek-fi-ā-di'(de'tis) [G. *ekphyas*, an appendix, + *-itis*.] Appendicitis.

ecphy'ma [G. a pimply eruption.] A warty growth or protuberance. *e. glob'ulus*, button scurvy, a contagious skin disease resembling yaws, formerly prevalent in Ireland.

ekrasur (a-krah-zēr') [Fr. *écraser*, to crush.] A snare, especially one of great strength for cutting through the base or pedicle of a tumor.

ec'tasis. Ecstasy.

ec'tasy (ek'sta-sī) [G. *ekstasis*.] A nervous affection resembling catalepsy, in which there is mental exaltation, with more or less sensory anesthesia and a rapturous expression.

ec'tatic. Relating to or marked by ecstasy.

ectrope (ek'stro-fe). Exstrophy; ectropion.

ectoc'olia [G. *ektosis*, a stretching, + *kōlon*, colon.] Dilatation of the colon.

ect'ad [G. *ektos*, without, + *L. ad*, to.] Outward.

ect'al [G. *ektos*, without.] Outer, external.

ectasia, ectasis (ek-ta'si-ah, ek'ta-sis) [G. extension.]

Dilatation of a tubular structure. *diffuse' arte'rial e.*, spontaneous enlargement with dilatation of the vessels in a circumscribed area; cirroid aneurysm. *hypostat'ic e.*, dilatation of a blood-vessel, usually a vein, in a dependent portion of the body, as in varicose veins of the leg. *pap'illary e.*, an elevated red spot caused by a circumscribed capillary dilatation.

ectat'ic. Relating to or marked by ectasis; distended, dilated.

ectem'al [G. *ektos*, without, + *entos*, within.] Relating to both ectoderm and entoderm, noting the line where these two layers join in the gastrula.

ectethmoid (ekt-eth'moyd) [G. *ektos*, without.] One of the lateral masses of the ethmoid bone, ectoethmoid.

ect'hal. Trade name for a fluid preparation said to

contain extracts of thuja and echinacea; employed in septic conditions in doses of 3i (4.0), and applied locally to suppurating wounds.

ecthy'ma [G. a pustule.] A dermatosis marked by the occurrence of ulcerating pustules due to infection; the lesion may be single but usually there are multiple ulcers of varying size. *e. gangren'o'sum*, dermatitis gangrenosa infantum.

ecthymat'iform, ecthy'miform. Resembling ecthyma.

ecthyrosis (ek-thi-re-o'sis). Removal of the thyroid gland and the symptoms resulting therefrom.

ect'i'ris [G. *ektos*, outside, + *iris*.] The outer layer of the iris.

ecto- [G. *ektos*, outside.] A prefix denoting outer, on the outside.

ect'toblast [G. *ektos*, outside, + *blastos*, germ.] 1. The thickened outer layer or wall of a cell. 2. The ectoderm or epiblast.

ectocar'dia [G. *ektos*, outside, + *kardia*, heart.] Congenital misplacement of the heart.

ectochorioides (ek-to-ko-re-o-id'e-ah) [G. *ektos*, outside.] The outer layer of the chorioid coat of the eye.

ectocinerea (ek-to-sin-e're-ah) [G. *ektos*, outside, + *L. cinereus*, ashen.] The cortex or outer gray matter of the brain.

ectocine'real. Relating to the cerebral cortex.

ectocolos'tomy [G. *ektos*, outside, + *kōlon*, colon, + *stoma*, mouth.] Colostomy, the formation of an artificial anus or opening into the colon through the abdominal wall.

ectocor'nea [G. *ektos*, outside.] The outer layer of the cornea.

ectocuneiform bone (ek-to-ku'ne-i-form bōn). The external or third cuneiform bone of the tarsus.

ectoderm (ek'to-durm) [G. *ektos*, outside, + *derma*, skin.] The outer layer of cells formed from the inner cell-mass in the blastocyst.

ectoder'mal, ectoder'mic. Relating to the ectoderm.

ectoentad (ek-to-en'tad). Ectentad.

ectoental (ek-to-en'tal). Ectental.

ectoethmoid bone (ek-to-eth'moyd bōn). Ectethmoid, one of the two lateral portions of the ethmoid bone forming distinct elements at birth.

ectogenous (ek-toj'en-us) [G. *ektos*, without, + *gennaō*, I produce.] Originating outside of the organism; noting an infectious disease, a parasite, etc.

ectoglia (ek-tog'li-ah) [G. *ektos*, outside, + *glia*, glue.] The thin, superficial non-nucleated layer in commencing stratification of the medullary tube in the embryo.

ectoglob'ular [G. *ektos*, outside, + *globule*.] Not within a globular body, specifically not within a blood-corpuscle.

ectoglute'us, ectoglute'us. The outer gluteal muscle, or gluteus maximus.

ectokelos'tomy [G. *ektos*, outside, + *kēlē*, hernia, + *stoma*, mouth.] The formation of an external opening into the hernial sac, preparatory to a radical operation.

ectoloph (ek'to-lof) [G. *ektos*, outside, + *lophos*, crust.] The external ridge on an upper molar tooth in the horse.

ectomere (ek'to-mēr) [G. *ektos*, outside, + *meros*, part.] One of the blastomeres forming the ectoderm.

ectop'agus [G. *ektos*, without, + *pagos*, fixed.] A twin monster joined along the side of the chest.

ectopar'asite [G. *ektos*, outside, + *parasitos*.] A parasite which lives on the surface of the body. **ectopectora'lia.** The outer pectoral muscle, pectoralis major.

ectoperitonitis (ek'to-per-l-ton-i'(e')tis) [G. *ektos*, outside.] Inflammation beginning in the deeper layer of the peritoneum which is next the viscera or the abdominal wall.

ectophyte (ek'to-fit) [G. *ektos*, outside, + *phyton* plant.] A vegetable parasite of the skin.

ecto'pia, **ecto'pny** [G. *ektopos*, out of place.] Congenital displacement of any organ or other part of the body.

ectop'ic [G. *ek*, out of, + *topos*, place.] 1. Out of place; said of an organ which is not in its proper position, or of a pregnancy (*ectopic gestation*) occurring elsewhere than in the cavity of the uterus. 2. In cardiography, noting a heart beat which has its origin in some abnormal focus.

ectoplasm (ek'to-plazm) [*ektos*, outside, + *plasma*, something formed.] A membrane-like condensation of the cytoplasm at the periphery of a cell.

ectoplasma'tic. Relating to the ectoplasm.

ectoplas'tic [G. *ektos*, outside, + *plassō*, I form.] Ectoplasmic, formed at the periphery.

ectopterygoid (ek'to-ter'l-goyd). *Musculus pterygoideus externus*.

ectoret'ina [G. *ektos*, outside.] The outer layer of the retina.

ectosarc [G. *ektos*, outside, + *sarx* (sark-), flesh.] The outer membrane, or ectoplasm, of a protozoon.

ectosphe'noid [G. *ektos*, outside, + *sphenoeidēs*, wedge-shaped.] Ectocuneiform.

ectosteal (ekt-os'te-al) [G. *ektos*, outside, + *osteon*, bone.] Relating to the external surface of a bone.

ectostosis (ekt-os-to'sis) [G. *ektos*, outside, + *osteon*, bone.] Ossification in cartilage beneath the perichondrium, or the formation of bone beneath the periosteum.

ect'othrix [G. *ektos*, outside, + *thrix*, hair.] A trichophyton of the skin, the parasite causing ringworm.

ectotox'in [G. *ektos*, outside, + *toxin*.] Exotoxin.

ectotri'ceps. The outer head of the triceps muscle considered as a separate muscle.

ectozo'on [G. *ektos*, outside, + *zōon*, animal.] An animal parasite on the surface of the body.

ectrodactyl'ia, **ectrodactyl'ism** [G. *ektroōsis*, miscarriage, + *daktylos*, finger.] A congenital malformation in which one or more fingers or toes are absent.

ectrogen'ic. Relating to ectrogeny.

ectrogeny (ek-troj'en-i) [G. *ektroōsis*, miscarriage, + *gennaō*, I produce.] Congenital absence of any part.

ectromelia (ek-tro-me'l-lah) [See *ectromelus*.] A condition in which one or more of the limbs are lacking.

ectrome'l'ic. Relating to an ectromelus.

ectrom'elus [G. *ektroōsis*, miscarriage, + *melos*, limb.] A monster with one or more limbs absent or malformed.

ectro'pion, **ectro'pium** [G. *ek*, out, + *trope*, a turning.] A rolling outward of the margin of an eyelid.

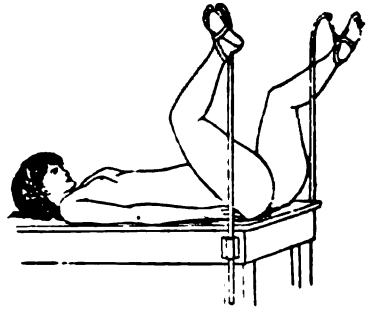
ec'zema [G. *ekzōō*, I boil over.] Salt rheum, tetter; an inflammation of the skin, of acute or chronic nature, presenting multiform lesions, moist or dry, and often accompanied with itching, burning, and various paresthesias. **e. crusto'sum**, a variety in which crusts form over the lesions. **e. epizoot'icum**, foot-and-mouth disease. **e. erythemato'sum**, a dry form of e. marked by more or less extensive areas of redness with scaly desquamation. **e. fig'um**, a form in which the skin is cracked and fissured. **e. hypertroph'icum**, e. marked by papillary hypertrophy of the skin.

e. infan'tile, a form of e. affecting chiefly the cheeks and forehead, occurring in infants. **e. intertri'go**, see *interrigo*. **e. mad'idans** [L. *madidus*, moist], weeping e., e. vesiculosum. **e. margina'tum**, tinea cruris. **e. neurit'icum**, a form due to inflammation of the trophic nerves and limited to the area supplied by the affected nerves. **e. papulo'sum**, a dermatitis marked by an eruption of discrete or aggregated reddish papules which soon become excoriated. **e. pustulo'sum**, a later stage of vesicular e., in which the vesicles become purulent, rupture, and discharge a sticky, crusting seropurulent fluid. **e. ru'brum**, a stage of vesicular e., presenting red, excoriated, weeping areas. **e. sclero'sum**, keratosis. **e. seborrho'icum**, **e. seborrho'icum**, dermatitis seborrhoeica. **e. sola're**, prickly heat. **e. squamo'sum**, a form of dry scaly e. **e. tubercula'tum**, mycosis fungoides. **e. vesiculo'sum**, dermatitis marked by an eruption of vesicles upon erythematous patches, which rupture and exude a sticky serum.

eczematization (ek'ze-mat-i-za'shun). The formation of a condition of the skin resembling eczema. **eczemato'sis**. The occurrence of an extensive eczema.

eczem'atous. Marked by or resembling eczema. **ede'a**, **edō'a** [G. *aidōia*, genitals.] The external genitals.

Edebohls' operation (ed'e-bōlz) [George M. Edebohls, New York surgeon, 1853-1908.] Decapsulation, or decapsulation, of the kidney, in order to provide a more abundant blood-supply.



EDEBOHLS' POSITION.

thereby increase the functional activity of the organ in cases of chronic nephritis. **E's position**, for vaginal operations; the patient lies on her back, at the edge of the table, with hips and knees partly flexed, the feet being held up and apart by supports attached to the table.

edeltis, **edōtis** (e-de-i'(e')tis) [G. *aidōia*, genitals, + *-itis*.] Vulvitis; balanitis.

ede'ma, **edō'ma** [G. *oīdēma*, a swelling.] An abnormal accumulation of clear watery fluid in the lymph spaces of the tissues; dropsy, hydrops. **angioneurot'ic e.**, urticaria gigans, a disorder in which tense, circumscribed, edematous swellings appear suddenly, usually on the face or upper extremities, and last from two or three hours to as many days; the affection is a vasomotor disturbance, due probably to a toxemia. **blue e.**, e. occurring in hysteria in which the skin of the part is cyanotic. **brown e.**, e. of the lungs associated with the congestive induration of chronic valvular disease of the heart. **bul'ous e.**, a reddened, swollen appearance of the uretra.

orifice in the bladder wall, frequently observed in tuberculosis of the ureter. **cachectic e.**, *e.* occurring in diseases characterized by hydermia. **circumscribed e.**, angioneurotic *e.* **colateral e.**, *e.* occurring in the functioning one of two paired organs when the other is diseased or inactive. **e. ex vacuo**, an increase of fluid in a cavity with unyielding walls, such as the skull or spinal canal, when part of the contents has become atrophied. **e. frigidum**, non-inflammatory *e.* **e. neonatorum**, a diffuse, firm *e.* occurring in the newborn; it begins usually in the legs and spreads upward, and is commonly fatal. **gaseous e.**, subcutaneous emphysema. **hydremic e.**, *e.* occurring in states marked by pronounced hydermia. **inflammatory e.**, (1) a swelling due to effusion of fluid in the soft parts surrounding a focus of inflammation; (2) an abortive inflammation of the brain or spinal cord, marked by lymphatic stagnation or congestion. **lymphatic e.**, *e.* due to stasis in the lymph channels. **malignant e.**, a form of anthrax* in which the eyelids, lips, and other parts of the face, the neck, and the upper extremities are the seats of marked edema, with an eruption of vesicles and bullæ, which is prone to become gangrenous; the constitutional symptoms are those characteristic of extreme sepsis. **marantic e.**, cachectic *e.* **non-inflammatory e.**, simple *e.*, due to mechanical or other causes, not marked by inflammation or congestion. **solid e.**, infiltration of the subcutaneous tissues by mucoid material, as in myxedema.

edematization (e-dem-at-i-za'shun). Making edematous.

edematous. Dropsical, hydropic, marked by edema. **edentulous** (e-den'tu-lus) [*L. e*, out, + *dens*(dent-), tooth.] Toothless.

edology, aedology (e-de-ol'o-jī) [*G. aidōia*, external genitals, + *-logia*.] The branch of science which deals with the genital organs, their anatomy, physiology, diseases, etc.

edestin. A globulin derived from the castor-oil bean, hemp-seed, and other seeds, soluble in neutral solutions but insoluble in water.

edible (ed'i-bl) [*L. edere*, to eat.] Fit for food; that can be eaten.

Edinger's law (ed'ing-er) [Ludwig Edinger, German anatomist, *1855.] The normal and moderate functioning of a neuron favors growth, but excessive function results in atrophy. **E's nucleus**, the dorsal acoustic nucleus, tuberculum* acusticum.

Edinger-Westphal nucleus (ed'ing-er-vest'fahl) [Karl Friedrich Otto Westphal, German neurologist, 1833-1890.] An accessory bulbar nucleus of the motor oculi or third nerve.

Edipism [*Edipus*, King of Thebes, who unwittingly killed his father and afterward tore out his eyes because they had betrayed him in not revealing his father before he slew him.] Self-infliction of injury to the eyes, usually an attempt at evulsion.

Edlén's reagent [Gustav Julius Friedrich Ferdinand Edlén, German physician, *1842.] An alkaline permanganate solution used in the determination of sugar in the urine.

Edridge-Green theory of color blindness [F. W. Edridge-Green, English ophthalmologist, contemporary.] The ray of light decomposes the visual purple which forms a photograph and chemically stimulates the cones whereby a visual impulse is set up and conveyed to the brain; the defect in color sense is situated in the brain centers which are not sufficiently developed

to appreciate the differences in wave length (color) of the rays of light.

Ed'sall's disease' [David Linn Edsall, Boston physician, *1869.] Heat cramp.

educated [*L. educare*, to educate.] So modified as to be insusceptible to the poison of a specific infection, denoting the condition of the phagocytes in cases of acquired immunity.

educt. An extract.

effect [*L. effectus*; *efficere*, to accomplish.] The result or consequence of an action. **contrary e.**, Hata's* phenomenon.

effector (ê-fek'tor). Sherrington's term for one of the nerve-endings within the muscles, glands, etc.; distinguished from *receptor*.

eff'erent [*L. efferre*, to bring out.] 1. Conducting (fluid or a nerve impulse) outward or centrifugally. An efferent nerve, vessel, or duct.

effervesce (ef-ur-ves') [*L. effervesce*, to boil up.] To boil up or form bubbles rising to the surface of a fluid in large numbers.

effervescent (ef-ur-ves'ent). 1. Boiling, bubbling, effervescing. 2. Causing to effervesce, as an *e.* powder. 3. Tending to effervesce when freed from pressure, as an *e.* solution.

effleurage (ef-flêr-azh') [*Fr. effleurer*, to touch lightly.] A stroking movement in massage.

effloresce (ef-flor-es') [*L. efflorescere*, to blossom.] To become powdery by losing the water of crystallization on exposure to a dry atmosphere, said of certain crystalline bodies.

efflorescence. The process of efflorescing.

efflorescent. Noting a crystalline body which gradually changes to a powder by losing its water of crystallization when exposed to the air.

efflu'vium [*L.* a flowing out.] An exhalation, especially one of bad odor or injurious influence.

effuse (ê-füs') [*L. effusus*; *effundere*, to pour out.] Thin and widely spread, noting the surface character of a bacterial culture.

effusion (ê-fu'zhun) [*L. effusus*; *effundere*, to pour out.] 1. The escape of fluid from the blood-vessels or lymphatics into the tissues or a cavity. 2. The fluid effused.

egesta (e-jes'tah) [*L. egestus*; *egerere*, to cast out] Excreta, dejecta.

egg [*A.S. æg*.] The female sexual cell; especially that of birds and certain reptiles which is developed outside the body of the parent and which is provided with a protective shell and a mass of albuminous and fatty material designed for the nourishment of the embryo. The naked egg of mammals, developing within the body of the mother, is usually called ovum. **holoblastic e.**, one the whole of the yolk of which undergoes segmentation and enters directly into the formation of the embryo. **meroblastic e.**, one the yolk of which consists largely of nutrient material which does not enter directly into the formation of the embryo.

egg-albu'min. The albumin occurring in the white of egg, resembling in many respects serum, albumin.

egg-ball. One of the clumps of germinal cells, containing the primitive ova, resulting from the breaking up of the egg-tubes, and later developing into the folliculus oophorus primarius.

egg-nest. Egg-ball.

egg'shell. The calcareous envelope of a bird's egg; testa ovi.

egg-tubes. Pflüger's* tubes (1). **egilops, aegilops** (e'jī-lops) [*G. aegilops*, a lacrymal fistula.] A swelling, abscess, or fistula at the inner canthus of the eye.

eglandulous. Without glands.

eg'mol. Trade name of an emulsion of olive oil with egg and brandy.

egobronchophony (e'go-bron-kof'o-nl) [G. *aix* (aig-), goat, + *bronchos*, bronchus, + *phōnē*, voice.] Egophony with bronchophony.

egocentric (eg'o-sen'trik) [G. *ego*, I, + *kentron*, center.] Marked by extreme concentration of attention upon oneself.

egocentricity (eg-o-sen-tris'i-te). The condition of being egocentric.

egoma'nia. An insane, or extreme degree of, self-appreciation.

egophonic (e-go-fon'ik). Relating to egophony, as egophonic resonance.

egoph'ony, egoph'ony [G. *aix* (aig-), goat, + *phōnē*, voice.] Tragophony, a peculiar broken quality of the voice sounds, like the bleating of a goat, heard about the upper level of the fluid in cases of pleurisy with effusion.

Egyptian chloro'sis. Ankylostomiasis. E. hema-turia, bilharziasis. E. ophthal'mia, trachoma.

Eh'renritter's ganglion [Ehrenritter, German anatomist, eighteenth century.] Ganglion jugulare.

Eh'ret's disease' [Heinrich Ehret, German physician, *1870.] Paralysis, supposed to be functional, of the peronei muscles accompanied usually by contraction of their antagonists.

Ehrlich's ane'mia (air'likh) [Paul Ehrlich, German bacteriologist, *1854.] Aplastic anemia.* E's cells, eosinophile* cells. E's hematox'ylin, hematoxylin, 2; glacial acetic acid, 10; alum, 35; glycerin, absolute alcohol, and water, 100 of each. E's jann'er bod'y, a round oxyphile body found in the red blood cell in case of hemocytolysis due to a specific blood poison. E's phenom'enon, the difference between the amount of diphtheria toxin which will exactly neutralize one unit of antitoxin and that which, added to one unit of antitoxin, will leave one lethal dose free is greater than one lethal dose of toxin; in other words, it is necessary to add more than one lethal dose of toxin to a neutral mixture of toxin and antitoxin to make the mixture lethal. E's prepara'tion, salvarsan. E's reac'tion, diazo* reaction. E's stain, a solution of 11 per cent. fuchsin, gentian violet, or methylene blue in aniline water. E's the'orem, every specific microorganism has a specific chemical affinity which, when found and injected intravenously or intramuscularly into the infected host, will cure the disease caused by the microorganism. E's the'ory, side-chain* theory. E's triac'id stain, a mixture of indulin, nigrosin, and aurantia. E's trip'le stain, a mixture of saturated solutions of orange G, rubin S, and methyl-green OO, a differential leucocytic stain.

Ehrlich-Hata prepara'tion (hah'tah) [Paul Ehrlich; S. Hata, Japanese physician and chemist, contemporary.] Salvarsan, 606.

Ehrmann's test (air'mahn) [Rudolph Ehrmann, German clinician.] Palmin* test.

Eichhorst's corpuscles (ikh'horst) [H. Eichhorst, Swiss physician of Zurich, *1849.] One of the globular forms sometimes seen in the poikilocytosis of pernicious anemia. E's neurit'is, interstitial neuritis.

Eichstedt's disease' (ikh'stet) [Karl Ferdinand Eichstedt, German physician, 1816-1892.] Pityriasis versicolor.

Eicken's meth'od (i'ken) [Karl von Eicken, German laryngologist, *1873.] Facilitation of hypopharyngoscopy by means of forward traction on the cricoid cartilage by a laryngeal probe.

eiconom'eter, eikonom'eter (i-ko-nom'e-ter) [G. *eikon*, image, + *metron*, measure.] An instrument for determining the magnifying power of a microscope, or the size of a microscopic object.

eidoptom'etry (i-dop-tom'e-tri) [G. *eidōs*, form, + *optikos*, referring to vision, + *metron*, measure.] Measurement of the visual powers as regards the perception of form.

eighth nerve. Portio mollis, auditory nerve, nervus acusticus.

ei'gon. A compound of albumin and iodine, used as a substitute for tincture of iodine, and as an antiseptic dusting powder.

eiold (i'loyd) [G. *eilō*, I roll up, + *eidōs*, appearance.] Resembling a coil or roll.

Eilsen, Germany. Saline chalybeate-sulphureo-carbonated waters. Also sulphur mud baths. Cold. Seven springs. Used by drinking and bathing in rheumatism, gout, catarrh of the respiratory organs, asthma, neurasthenia, chlorosis, neuritis, neuralgia, metallic poisonings, palsy, and skin diseases. May 15 to September 5.

Eimer'ia. A supposed genus of protozoan organisms, really coccidia in the asexual or schizogonic cycle, often therefore called the *Eimerium* cycle.

Einhorn's saccharim'eter (in'horn) [Max Einhorn, New York gastrologist of Russian birth, *1861.] An instrument for carrying out the fermentation test for sugar in the urine. E's test, a measure of gastric and intestinal digestion; beads with various food substances attached are swallowed, and are recovered from the feces; the time of the discharge of the beads and the degree of digestion of the attached food substances furnish indications of the functional condition of the digestive organs.

Einhoven's string galvanom'eter (int'ho-fen) [W. Einthoven, Prof. of Physiology, University of Leyden.] See *Electrocardiograph*.

enanthe'ma (is-an-the'mah) [G. *eis*, in, + *anthēma*, antheō, I bloom.] Enanthema.

Eisenlohr's symp'tom-com'plex (i'zen-lor) [Carl Eisenlohr, German physician, 1847-1896.] Numbness and weakness in the extremities, paralysis of the lips, tongue, and palate, and dysarthria.

eisod'ic. Isodic.

Eitelberg's test (i'tel-berg) [Abraham Eitelberg, Austrian physician, *1847.] For determining the integrity of the sound-conducting apparatus of the ear: a tuning-fork is held near the ear for a few seconds at intervals of two or three minutes; if the sound conducting function is impaired, the perception of the sound grows fainter at each application.

eiweis'milch (i'vis-milkh) [Ger. egg-albumin milk] A special milk preparation containing an extra proportion of casein with calcium oxide and a reduced amount of lactose, employed in digestive and nutritional disturbances in infants.


ejacula'tion [L. *ejaculari*, to throw out.] The emission of the seminal fluid.

ejac'ulatory. Relating to an ejaculation.

ejec'ta [L. *ejicere*, to throw out.] Egesta, dejecta.

ekiri (ē-ke're). A severe form of infantile dysentery occurring in Japan.

elabora'tion [L. *elaborare*, to work out.] The change



EINHORN'S
SACCHARIMETER.

in a substance fitting it for assimilation. **secondary** *e.*, in a dream analysis, the bringing into orderly arrangement of the bizarre elements and inconsistencies of the dream content.

elomyenchysis (el'e-o-mi-en'ki-sis) [*G. elaiion*, oil, + *mys*, muscle, + *enchysis*, a pouring in.] Injection of oil into the muscles for the relief of spasm.

eleoptene. Eleoptene.

eliosaccharum (el-e-o-sak'ar-um), pl. *eliosacchara* [*G. elaiion*, oil, + *sakcharon*, sugar.] (P.G.) Oleosaccharum (N.F.).

elaron (el-ar'son). Trade name of strontium chlorarsenobenzenolate, a white insoluble tasteless powder recommended in the treatment of anemia, chlorosis, chorea, and various diseases of the skin, in doses of gr. $\frac{1}{4}$ (0.008) three or four times a day.

elastic [*G. elastikos*]. Having the property of returning to the original shape after being compressed, bent, or otherwise distorted.

elastica. 1. (U.S.) India rubber, rubber, caoutchouc (Br.), the inspissated juice of several species of *Hevea*, rubber-tree, called in commerce pure Para rubber; employed in the manufacture of bandages, plasters, etc. 2. (sc. *tunica*, coat.) The elastic membrane in the wall of an artery.

elastica. Elastin.

elasticity (e-las'tis'ti-ti). The property of being elastic, or of resuming the original shape upon the cessation of any distorting force.

elastin. An albuminoid, or scleroprotein, present especially in yellow elastic fibrous tissue.

elastoid degeneration. Hyaline degeneration of the elastic tissue of the arterial wall, seen during involution of the uterus.

elastometer [*G. metron*, measure.] A device for measuring the elasticity of any body or of the animal tissues.

elastase (e-las'ti-nâs). A ferment acting upon elastin.

elastase (e-las'tôz). The product of the digestion of elastin.

elater [*G. elater*, one who hurls.] 1. In botany, one of the dead fusiform cells of *Hepatica* which loosen the spore masses as they escape from the capsule. 2. One of the four hygroscopic bands in *Equisetaceae*, which disperse the spores while keeping them together in small groups.

elaterium (U.S. and Br.). Elaterin, a neutral principle, $C_{20}H_{20}O_8$, obtained from elaterium, employed for the same purposes as elaterium, in doses of gr. $\frac{1}{16}$ – $\frac{1}{8}$ (0.002–0.003).

elaterium (el-lâ-te'r-i-um) [*G. elaterios*, driving.] (Br.) The dried sediment from the juice of the fruit of *Ecballium elaterium*, squirting cucumber; it is a hydragogue cathartic, used especially in renal dropsy, in doses of gr. $\frac{1}{4}$ (0.01).

elbow [*A.S. elnboga*]. 1. The joint between the arm and the forearm, the elbow-joint. 2. An angular body resembling a flexed elbow; knee. **capped** *e.*, a serous cyst in the connective tissue of the elbow of the horse caused by the animal's lying upon his foot or the heel of his shoe. **inflammation of the** *e.*, anconitis, olecranonarthritis, olecranonarthrosis, olecranonarthropathy.

elbow-bone. Ulna.

elbowed (el'bôd). Angular, kneed.

elbow-jerk. Triceps reflex.*

elbow-joint. Articulatio cubiti, elbow, the articulation between the humerus and the ulna.

elbow-lameness (el'bo-lâm'nes). Lameness in the horse most commonly due to disease of the joint, sprain of the lateral ligaments, or rupture of the triceps muscle.

el'der. Sambucus,* the dried flowers of *Sambucus canadensis*.

elecampane*. Inula, the root of *Inula helenium*.

Elec'tra-com'plex [*Elektra*, daughter of Agamemnon, whose love for her murdered father led her to connive at the assassination of her mother by whom the father had been killed.] A complex of hysterical symptoms thought to be due to the suppressed sexual love of a young woman for her own father.

electrargol (e-lek-tra'gol). Trade name of a suspension of colloidal silver prepared by electrolysis.

elec'tric, elec'trical. Relating to electricity.

electricity (e-lek-tris'ti-ti) [*L. electrum, G. elektron*, amber, friction of which produces electricity.] A form of energy, of unknown nature, the cause of manifold "electrical" phenomena—light, heat, attraction, repulsion, etc. Two forms are distinguished—*resting or static e.*, and *flowing, current, or dynamic e.*; it is produced by friction, chemical action, or induction. Electricity is *positive* or *vitreous*, that produced by rubbing glass with silk, the *e.* of the glass being positive, that of the silk negative; or *negative* or *resinous*, produced by rubbing sealing-wax or amber with flannel or silk, the *e.* of the amber or sealing-wax being negative, that of the flannel or silk positive. *Static e.* (see *franklinism*), is produced by friction; *galvanic e.* (see *galvanism*), by chemical action; *faradic e.* (see *faradism*), by electrical induction; *magnetic e.*, by magnetic induction (see *dynamo*).

chemical, galvanism, voltaism, decomposition by, electrolysis, element freed by, ion, anion, cation, execution by, electrocution, fear of, electrophobia, frictional, franklinism, static electricity, induced, faradism, introduction of remedies by, cataphoresis, units of measurement, ampère, coulomb, dyne, erg, farad, joule, milliamperè, ohm, volt, watt, weber.

elec'trify. To charge with electricity.

electriza'tion. 1. The act of electrifying. 2. Treatment by means of electricity.

electro-. A prefix denoting electric or electricity.

electroanesthesia (e-lek'tro-an-es-the'z-ah). Anesthesia produced by the LeDuc current.

electrobiol'ogy [*electro-* + *G. bios*, life, + *-logia*]. Science in relation to electrical phenomena in the living organism.

elect'trobios'copy [*electro-* + *G. bios*, life, + *skopê*, I examine.] The employment of electricity as a means of determining whether life is extinct or not.

electrocar'diagram. Electrocardiogram.

electrocar'diogram [*electro-* + *G. kardia*, heart, + *gramma*, a drawing.] A graphic representation of the varying somatic electric currents depending upon the cardiac pulsations.

elec'trocar'diograph [*electro-* + *G. kardia*, heart, + *graphô*, I write.] An instrument for recording the electrical changes caused by contraction of the heart muscle; it consists of a strong magnet with the poles near together, and suspended between them a fine platinum or silvered quartz thread; this thread deviates whenever a current passes through it, and the shadow of its movements is magnified by a series of lenses and projected by an arc light on a photographic plate.

electrocardiography [*electro-* + *G. kardia*, heart, + *graphô*, I write.] A method of recording electrical currents set free in the heart muscle just previous to each heart beat; the machine employed is an *electrocardiograph*, and the result obtained an *electrocardiogram*.

electrocardiophonography [*electro-* + *G. kardia*, heart,

+ *phōnē*, sound, + *graphō*, I write.] A method of recording the heart sounds, the record being an *electrocardiophonogram*, or, more simply, an *electrophonogram*.

electrocatalysis. Catalysis, or chemical decomposition, produced by electricity.

electrocauterization (e-lek''tro-caw''ter-i-za'shun). Cauterization by means of a platinum wire heated by the passage of a current of electricity.

electrocautery (e-lek''tro-caw''ter-i.) An instrument in which a platinum wire is heated by passing an electric current through it, used for cauterizing the tissues.

electrochemical (e-lek-tro-kem'i-kal). Relating to electrochemistry.

electrochemistry (e-lek-tro-kem'is-trī). Chemical reaction effected by means of electricity.

electrocoagulation (e-lek''tro-ko-ag-u-la'shun). The hardening of tumors and diseased tissues by the passage through them of high-frequency currents; diathermy.

electrocontractility. The power of contraction of muscular tissue in response to an electrical stimulus.

electrocute (e-lek''tro-kūt) [*electricity* + *execute*.] To put to death by means of an electrical current.

electrocution. The carrying out of the death penalty by means of a powerful electrical current; the legal method of execution of murderers in several of the United States.

electrocystoscope (e-lek''tro-sis'to-skōp). A cystoscope provided with a minute electric light for illuminating the interior of the bladder.

electrode (e-lek'trōd) [*electro-* + G. *odos*, way.] One of the two extremities of an electric circuit; one of the two poles of an electric battery or of the ends of the conductors connected therewith. *active e.*, therapeutic *e.* *dispersing e.*, indifferent *e.*, silent *e.* *exciting e.*, therapeutic *e.* *indifferent e.*, silent *e.*, the *e.* employed simply to complete the circuit, which exerts no therapeutic effect. *localizing e.*, therapeutic *e.* *negative e.*, cathode. *positive e.*, anode. *silent e.*, indifferent *e.* *therapeutic e.*, the *e.* by means of which the therapeutic action of the electricity is obtained.

electrodiagnosis. Determination of the nature of a disease through observation of changes in electrical irritability.

electrodiaphany. Diaphanoscopy.

electrodynamometer [*electro-* + G. *dynamis*, force, + *metron*, measure.] A device for determining the strength of an electrical current.

electrogenesis [G. *genesis*, production.] The production of electricity.

electrohemostasis [*electro-* + G. *haima*, blood, + *stasis*, halt.] The arrest of hemorrhage by means of the electrocautery.

electrolepsy. Bergeron's chorea, electric chorea (2).

electrolithotripsy (e-lek''tro-li-thot'ri-tī) [*electro-* + G. *lithos*, stone, + L. *tritus*; *terere*, to rub.] Electrolitholysis of a vesical calculus.

electrol'ogy. Science in relation to electricity.

electrolysis [*electricity* + G. *lysis*, solution.] Decomposition of a salt or other chemical compound or of certain of the body tissues by means of electricity.

electrolyte (e-lek'tro-lit) [G. *elektron*, amber (electricity), + *lytos*, dissolved.] Any compound which, in solution, conducts a current of electricity and is decomposed by it.

electrolytic. Referring to or caused by electrolysis.

electrolyzable (e-lek''tro-li'za-bl). The condition of an electrolyte, capable of being decomposed by means of an electric current.

electrolyze. To decompose chemically by means of an electric current.

electrolyzer. An apparatus for the treatment of strictures, fibromata, etc., by electrolysis.

electromagnet. A bar of soft iron rendered magnetic by an electric current encircling it.

electromassage (e-lek''tro-mas-sazh'). Massage combined with the application of electricity.

electrometer [G. *metron*, measure.] An instrument for measuring the strength of an electrical current.

electromotive. Relating to the passage of electricity in a circuit, or to motion produced by its electric current.

electromuscular sensibility. Sensibility of muscular tissue to stimulation by electricity.

electron. One of the negatively electrified corpuscles or particles contained in the atom; in size they are estimated to be $\frac{1}{1836}$ that of the hydrogen atom; same as metabolon, primary atom, corpuscle (1).

electronegative. Relating to or charged with negative electricity.

electropathology. The study of pathological conditions in their relation to electrical reactions.

electropathy. Electrotherapeutics; especially the employment of electricity by charlatans.

electrophore (e-lek''tro-fōr) [*electricity* + G. *phoros*, bearer.] 1. An appliance for obtaining electricity by induction, an electrophorus. 2. An electrophorus.

electrophorus. Electrophore.

electrophotherapy. Phototherapy in which the source of the rays is the electric light.

electrophysiology. The branch of science which treats of physiological processes in relation to the production of electrical phenomena.

electropositive (e-lek''tro-poz'i-tiv). Relating to or charged with positive electricity.

electroprognosis. The prognosis in certain cases of disease, determined by the electrical reaction.

electropuncture. The passage of an electrical current through needle electrodes piercing the tissue.

electroscission (e-lek''tro-si'shun). Division of the tissues by means of an electrocautery knife.

electroscope [G. *skopō*, I examine.] An apparatus for detecting the presence of electricity in the tissues or elsewhere.

electrosol. Colloidal metal.*

electrostatic. Relating to static electricity.

electrostatics. The branch of electrical science dealing with static electricity.

electrosurgery. The use of electricity in surgery.

electrosynthesis [G. *elektron*, amber (whence electricity), + *synthesis*, compounding.] Forming a compound by means of electrical action.

electrotaxis [*electricity* + G. *taxis*, orderly arrangement.] Reaction of plant or animal protoplasm to one or the other electric pole; *positive electrotaxis* is that in which the living body is attracted toward the cathode or repelled from the anode. *negative electrotaxis* is the reverse of this.

electrothanasia [*electro-* + G. *thanatos*, death.] Death caused by electricity.

electrotherapeutics, electrotherapy (e-lek''tro-ther-ā-pu'tiks, e-lek-tro-ther-ā-pl) [*electro-* + *therapeia*, treatment.] The employment of electricity in the treatment of disease.

electrotherm [G. *thermē*, heat.] A flexible sheet of resistance coils, covered with felt, used for applying heat to the surface of the body.

electrotonic. Relating to electrotonus.

electrotonus [*electro-* + G. *tonos*, tension.] The condition of tonus in a muscle or nerve caused by the passage through it of an electrical current.

electrotropism (e-lek-trot'ro-pizm) [*electro-* + *G. tropē*, a turning.] Electrotaxis.

electrozone. A disinfectant solution of ozone generated by the electrolysis of sea-water.

electuary (e-lek'chu-a-ri) [*G. ekleiktos*, licked up.] (confection).

elcidin (ē-le'i'-din) [*G. elaida*, oil.] A deeply staining substance (possibly hyalin) forming the granules of the stratum granulosum of the epidermis.

element [*L. elementum*, a rudiment, beginning.] 1. A simple substance, one which is incapable of being split up into other substances. 2. A cell or other indivisible anatomical structure. 3. Earth, air, fire, or water, formerly regarded as the principles of which all matter was composed. [For a list of the chemical elements with their symbols and atomic weights, see the Appendix.]

acidulous e., an e. whose oxides unite with water to form acids only, never bases. **amphoteric e.**, an e. one or more of whose oxides unite with water to form acids, others to form bases. **anatomical e.**, any anatomical unit, such as a cell. **basylous e.**, an e. whose oxides unite with water to form bases only, never acids. **electronegative e.**, the element in an electrolyte which is attracted to the anode or positive pole. **electropositive e.**, the element in an electrolyte which is attracted to the cathode or negative pole. **galvanic e.**, galvanic cell. **morphological e.**, anatomical e. **sarcom e.**, one of the plasmodia, or cell-synctia, constituting the unit of muscular tissue.

elementary. 1. Relating to an element, simple, not compounded. 2. Rudimentary.

elemi (el'e-mi). Manila elemi, a fragrant resinous exudation from *Canarium commune*; employed in the preparation of stimulating plasters.

elcometer [*G. elasion*, oil, + *metron*, measure.] An instrument for determining the specific gravity of oils.

elcomyachysis (el'e-o-mi-en'ki-sis). Elcomyen-chysis.

elaptsne (el-e-op'tēn) [*G. elaiōn*, oil, + *ptēnos*, fleet-ness] The fluid or volatile portion of a volatile \pm , as distinguished from its crystallizable portion, or steareptene.

elaeosaccharum (el'e-o-sak'ā-rum). Elaeosaccharum.

elephan'tiac. Relating to elephantiasis.

elephantiasis (el-e-fan-ti'ā-sis) [*G. elephas*, elephant.] Barbados leg, pachydermia, hypertrophy of the skin and subcutaneous tissues due to obstructed circulation in the blood or lymphatic vessels; called also *e. Arabum*, *e. in'dica*. **congenital e.**, congenital enlargement of one or more of the limbs or other parts, due to dilatation of the lymphatics. **e. asturien'sis**, pellagra. **e. Græco-rum**, leprosy. **e. ital'ica**, pellagra. **e. mol'lis**, dermatolysis. **e. telangiecto'des**, hypertrophy of the skin and subcutaneous tissues accompanied by and dependent upon dilatation of the blood-vessels.

el-elevator [*L. elevare*, to lift.] 1. An instrument for trying up a sunken part, as the depressed fragment of bone in fracture of the skull. 2. A dental instrument for extracting the root of a tooth.

el-elevator disease. A form of pneumonoconiosis occurring in workers in grain elevators.

Eliz Springs, Vermont. Alkaline-saline waters.

el' P Used by drinking in chronic constipation and in disorders of the blood.

eliminate (e-lim'i-nant) [*L. eliminans; eliminare*, to turn out of doors.] 1. Evacuant promoting excretion or the removal of waste. 2. An agent which increases excretion.

elimination [*L. eliminare*, to turn out.] Expulsion;

removal of waste material from the body; the getting rid of anything.

eliquation (e-ling-gwa'shun) [*L. e*, out, + *lingua*, tongue.] The operation of removal of the tongue.

elix'ir, pl. **elixir'ia** (e-lik'zur) [*Ar. eliksir*, the philosopher's stone.] A sweetened, aromatic, alcoholic liquid containing usually some active medicinal substance or serving as a vehicle for such in extemporaneous prescriptions. Three elixirs are official in the U.S.P., none in the B.P., but the N.F. contains eighty-eight.

e. ac'id'i salicyl'ici (N.F.), **e. of salicylic acid**; each dose of 3 i (4.0) contains gr. 5 (0.3) of salicylic acid with potassium citrate in equal parts of glycerin and aromatic elixir; employed in rheumatism.

e. ad'juvans (U.S.), adjuvant elixir; made by adding fluidextract of licorice, 120, to aromatic elixir, 880; employed as a vehicle to disguise the taste of saline or bitter remedies.

e. ama'rum, bitter elixir; contains extract of absinth 2, oil-sugar of peppermint 1, water 5, bitter tincture and aromatic tincture of each 1; employed as a bitter tonic.

e. ammo'nii bro'midi (N.F.), **e. of ammonium bromide**; each dose of 3 i (4.0) contains gr. 5 (0.3) of ammonium bromide; nerve sedative and antispasmodic.

e. ammo'nii valeriana'tis (N.F.), **e. of ammonium valerianate**; each dose of 3 i (4.0) contains ammonium valerianate gr. 2 (0.13) and chloroform \mathbb{M} 4 (0.0052), in aromatic elixir flavored with vanilla and colored red with compound tincture of cudbear; nerve sedative.

e. ammo'nii valeriana'tis et quini'næ (N.F.), **e. of ammonium valerianate and quinine**; each dose of 3 i (4.0) contains quinine hydrochloride gr. $\frac{1}{2}$ (0.015) in e. of ammonium valerianate; nerve sedative.

e. ani'si (N.F.), **e. of anise**; contains anethol, oil of bitter almond, and oil of fennel in a mixture of alcohol 25, syrup 62.5, and water 12.5; employed as a vehicle and as a carminative for infants in doses of \mathbb{M} 15 (1.0).

e. a'pli graveolen'tis compos'itum (N.F.), **compound e. of celery**; each dose of 3 i (4.0) contains fluidextract of celery seed, coca, kola, and viburnum prunifolium, each \mathbb{M} 3 $\frac{1}{2}$ (0.24), in a mixture of alcohol 12.5 and aromatic elixir 87.5; nerve tonic.

e. aromati'cum (U.S.), aromatic elixir, simple elixir; contains compound spirit of orange, syrup, alcohol, and water; employed as a vehicle.

e. auran'tii compos'itum, **compound elixir of orange**, vinum aurantii compositum (N.F.); contains bitter orange peel, cassia, extracts of gentian, cascarrilla, absinth, and menyanthes in sherry; used as a vehicle and as a tonic bitter.

e. bismu'ti (N.F.), **e. of bismuth**; each dose of 3 i (4.0) contains bismuth and sodium tartrate, of each gr. 2 (0.13), in aromatic elixir diluted with glycerin and water; employed as a stomachic.

e. bu'chu (N.F.), **e. of buchu**; each dose of 3 i (4.0) contains fluidextract of buchu \mathbb{M} 7 $\frac{1}{2}$ (0.5) in aromatic elixir diluted with alcohol and syrup; employed in catarrh of the urinary passages.

e. bu'chu compos'itum (N.F.), **compound e. of buchu**; each dose of 3 i (4.0) contains compound fluidextract of buchu (N.F.), \mathbb{M} 15 (1.0), in aromatic elixir, alcohol, and syrup; used in catarrh of the urinary passages.

e. bu'chu et potas'sii aceta'tis (N.F.), **e. of buchu and potassium acetate**; each dose of 3 i (4.0) contains potassium acetate gr. 5 (0.3) in elixir of buchu; used in catarrh of the bladder and as a diuretic.

e. caffei'næ (N.F.), **e. of caffeine**; each dose of 3 i (4.0) contains caffeine gr. 1 (0.06), and diluted hydrobromic acid \mathbb{M} $\frac{1}{2}$ (0.015), in aromatic elixir flavored with syrup of coffee; employed in headache and as a nerve stimulant.

e. cal'cii bro'midi (N.F.), **e. of calcium bromide**; each dose of 3 i (4.0) contains calcium bromide gr. 5 (0.3), and diluted hydrobromic acid \mathbb{M} $\frac{1}{2}$ (0.015), in aromatic elixir; nerve sedative.

e. cal'cii hypophosphi'tis (N.F.), **e. of calcium hypophosphite**; each dose of 3 i (8.0) contains calcium

hypophosphite gr. 4 (0.26), and hypophosphorous acid $\mathbb{M}\frac{1}{2}$ (0.03), in aromatic elixir; alternative.

e. *cal'ci lactophospha'tis* (N.F.), e. of calcium lactophosphate; each dose of $\mathbb{3}\frac{1}{2}$ (8.0) contains calcium lactate gr. 2 (0.13), and phosphoric acid $\mathbb{M}\frac{1}{2}$ (0.06), in aromatic elixir, syrup, and water; alternative and nutrient.

e. *cathar'ticum compos'itum* (N.F.), compound cathartic e.; each dose of $\mathbb{3}\frac{1}{2}$ (4.0) contains fluidextract of frangula, $\mathbb{M}\frac{7}{8}$ (0.5), fluidextract of senna, $\mathbb{M}\frac{6}{8}$ (0.4), fluidextract of rhubarb, $\mathbb{M}\frac{4}{8}$ (0.26), in aromatic elixir flavored with peppermint and saccharin; laxative.

e. *chloroformi compos'itum* (N.F.), compound e. of chloroform; each dose of $\mathbb{M}\frac{30}{8}$ (2.0) contains laudanum, chloroform, spirit of camphor, and aromatic spirit of ammonia, each $\mathbb{M}\frac{5}{8}$ (0.33) in alcohol flavored with oil of cinnamon; anodyne, antispasmodic, and carminative.

e. *cincho'ne* (N.F.), e. of cinchona, e. of calisaya, compound e. of quinine; each dose of $\mathbb{3}\frac{1}{2}$ (8.0) contains quinine sulphate gr. $\frac{1}{2}$ (0.015), cinchonine sulphate and cinchonidine sulphate each gr. $\frac{1}{2}$ (0.008), in aromatic elixir colored red with tincture of cudbear; bitter tonic.

e. *cincho'ne et fer'ri* (N.F.), e. of cinchona and iron, ferrated e. of calisaya; each dose of $\mathbb{3}\frac{1}{2}$ (8.0) contains soluble ferric phosphate gr. 4 (0.26) in elixir of cinchona; bitter tonic in anemic conditions.

e. *cincho'ne et hypophosphi'tum* (N.F.), e. of cinchona and of the hypophosphites, e. of calisaya and of the hypophosphites; each dose of $\mathbb{3}\frac{1}{2}$ (8.0) contains calcium and sodium hypophosphite each gr. 2 (0.13), and hypophosphorous acid $\mathbb{M}\frac{1}{2}$ (0.03) in elixir of cinchona and water; tonic and alternative.

e. *cincho'ne, fer'ri, bismu'thi, et strychni'ne* (N.F.), e. of cinchona, iron, bismuth, and strychnine; each dose of $\mathbb{3}\frac{1}{2}$ (4.0) contains strychnine sulphate gr. $\frac{1}{8}$ (0.0006) in e. of cinchona, iron, and bismuth; nerve tonic in anemia.

e. *cincho'ne, fer'ri, et bismu'thi* (N.F.), e. of cinchona, iron, and bismuth; each dose of $\mathbb{3}\frac{1}{2}$ (8.0) contains bismuth gr. 2 (0.13), sodium tartrate gr. 2 (0.13), and soluble ferric tartrate gr. $\frac{1}{8}$ (0.23) in e. of cinchona; stomachic tonic in anemic conditions.

e. *cincho'ne, fer'ri, et cal'ci lactophospha'tis* (N.F.), e. of cinchona, iron, and calcium lactophosphate; each dose of $\mathbb{3}\frac{1}{2}$ (8.0) contains calcium lactate gr. 1 (0.06), phosphoric acid $\mathbb{M}\frac{1}{2}$ (0.03), and soluble ferric phosphate gr. 4 (0.26), in e. of cinchona; alternative and hematinic.

e. *cincho'ne, fer'ri, et pepsi'ni* (N.F.), e. of cinchona, iron, and pepsin; each dose of $\mathbb{3}\frac{1}{2}$ (8.0) contains soluble ferric phosphate gr. 3 (0.2), and pepsin gr. 2 (0.13), in e. of cinchona; digestive and hematinic.

e. *cincho'ne, fer'ri, et strychni'ne* (N.F.), e. of cinchona, iron, and strychnine; each dose of $\mathbb{3}\frac{1}{2}$ (4.0) contains strychnine sulphate gr. $\frac{1}{8}$ (0.0006) in e. of cinchona and iron; nerve tonic in anemia.

e. *cincho'ne, pepsi'ni, et strychni'ne* (N.F.), e. of cinchona, pepsin, and strychnine; each dose of $\mathbb{3}\frac{1}{2}$ (4.0) contains strychnine sulphate gr. $\frac{1}{8}$ (0.0006), and pepsin gr. 1 (0.06), in e. of cinchona; stomachic.

e. *co'cae* (N.F.), e. of coca, e. of erythroxylon; each dose of $\mathbb{3}\frac{1}{2}$ (4.0) contains fluidextract of coca, $\mathbb{M}\frac{7}{8}$ (0.5), in aromatic elixir diluted with alcohol and syrup and flavored with vanilla; stimulant in muscular fatigue.

e. *co'cae et guara'ne* (N.F.), e. of coca and guarana, e. of erythroxylon and guarana; each dose of $\mathbb{3}\frac{1}{2}$ (4.0) contains fluidextract of coca and of guarana each $\mathbb{M}\frac{7}{8}$ (0.5) in compound elixir of taraxacum; employed in headac e and as a stimulant.

e. *cor'rigens*, e. eriodictyi aromaticum.

e. *cory'dalis compos'itum* (N.F.), compound e. of corydalis; each dose of $\mathbb{3}\frac{1}{2}$ (4.0) contains potassium iodide gr. 3 (0.2), fluidextract of xanthoxylum $\mathbb{M}\frac{2}{8}$ (0.13), fluidextract of corydalis and of stillingia, each $\mathbb{M}\frac{3}{8}$ (0.24), fluidextract of iron $\mathbb{M}\frac{5}{8}$ (0.33), in aromatic elixir with 12½ per cent. alcohol; alternative and tonic.

e. *curasa'o* (N.F.), e. of curacao; each dose of $\mathbb{3}\frac{1}{2}$ (16.0) contains spirit of curacao $\mathbb{M}\frac{4}{8}$ (0.25), with orris root and citric acid, in alcohol 25 per cent., aromatic

elixir 25 per cent., and syrup 50 per cent.; it has medicinal virtues.

e. *digesti'um compos'itum* (N.F.), compound digestive e., compound e. of pepsin; each dose of $\mathbb{3}\frac{1}{2}$ (8.0) contains pepsin gr. $\frac{1}{2}$ (0.075), pancreatin e. d. diastase each gr. $\frac{1}{2}$ (0.008), with lactic and hydrochloric acid, in aromatic elixir with glycerin 25 per cent. colored red with cudbear; a digestive of doubtful virtues.

e. *eriodictyi aromaticum* (N.F.), aromatic e. of eriodictyon, or yerba santa; each dose of $\mathbb{3}\frac{1}{2}$ (2.0) contains fluidextract of eriodictyon $\mathbb{M}\frac{1}{8}$ (0.25), 2 equal parts of syrup and compound elixir of taraxacum; used as a vehicle for quinine and other bitter remedies.

e. *eucalypt'i* (N.F.), e. of eucalyptus; each dose of $\mathbb{3}\frac{1}{2}$ (4.0) contains fluidextract of eucalyptus $\mathbb{M}\frac{7}{8}$ (0.5) in a mixture of compound elixir of taraxacum, alcohol, and syrup of coffee; tonic and antiperiodic.

e. *eunom'i* (N.F.), e. of eunonymus or wahoo; each dose of $\mathbb{3}\frac{1}{2}$ (4.0) contains fluidextract of eunonymus $\mathbb{M}\frac{10}{8}$ (0.6) in compound elixir of taraxacum, syrup of coffee, and water; diuretic and cholagogue.

e. *eupne'ma*, is said to contain heroine gr. $\frac{1}{8}$, veratrine hydrate gr. 1, creosote gr. 2½, and alcohol $\mathbb{M}\frac{20}{8}$ in each teaspoonful; employed as a stimulant expectorant 2 doses of $\mathbb{3}\frac{1}{2}$ (4.0-12.0).

e. *fer'ri hypophospha'tis* (N.F.), e. of hypophosphite of iron; each dose of $\mathbb{3}\frac{1}{2}$ (4.0) contains hypophosphite of iron gr. 1 (0.06) in aromatic elixir; used in anemia.

e. *fer'ri lacta'tis* (N.F.), e. of lactate of iron; each dose of $\mathbb{3}\frac{1}{2}$ (4.0) contains lactate of iron gr. 1 (0.06) potassium citrate gr. 3 (0.2) in aromatic elixir; used in anemia.

e. *fer'ri phosphat'is* (N.F.), e. of phosphate of iron; each dose of $\mathbb{3}\frac{1}{2}$ (4.0) contains soluble ferric phosphate gr. 2 (0.13) in aromatic elixir; used in anemia and neurasthenia.

e. *fer'ri pyrophospha'tis* (N.F.), e. of pyrophosphate of iron; each dose of $\mathbb{3}\frac{1}{2}$ (4.0) contains soluble ferric pyrophosphate gr. 2 (0.13) in aromatic elixir.

e. *fer'ri pyrophospha'tis, quini'ne, et strychni'ne* (N.F.), e. of pyrophosphate of iron, quinine, and strychnine; each dose of $\mathbb{3}\frac{1}{2}$ (4.0) contains ferric pyrophosphate gr. 2 (0.13), quinine sulphate gr. $\frac{1}{8}$ (0.0006), and strychnine gr. $\frac{1}{8}$ (0.0005), with citric acid and oil of orange in alcohol, syrup, and water; tonic.

e. *fer'ri, quini'ne, et strychni'ne* (N.F.), e. of iron, quinine, and strychnine; each dose of $\mathbb{3}\frac{1}{2}$ (4.0) contains tincture of citrochloride of iron $\mathbb{M}\frac{7}{8}$ (0.5), quinine hydrochloride gr. $\frac{1}{8}$ (0.05), and strychnine sulphate gr. $\frac{1}{8}$ (0.0006) in aromatic elixir, tonic.

e. *fer'ri, quini'ne, et strychni'ne phosphat'um* (U.S.), elixir of the phosphates of iron, quinine, and strychnine; each dose of $\mathbb{3}\frac{1}{2}$ (4.0) contains ferric phosphate gr. 1, quinine gr. $\frac{1}{8}$, and strychnine gr. $\frac{1}{8}$; dose $\mathbb{3}\frac{1}{2}$ (2.0-8.0).

e. *frangula'e* (N.F.), e. of frangula or buckthorn; each dose of $\mathbb{3}\frac{1}{2}$ (4.0) contains fluidextract of frangula $\mathbb{M}\frac{15}{8}$ (1.0) in compound elixir of taraxacum 2 parts, aromatic elixir 3 parts; laxative.

e. *genti'ne* (N.F.), e. of gentian; each dose of $\mathbb{3}\frac{1}{2}$ (4.0) contains fluidextract of gentian $\mathbb{M}\frac{2}{8}$ (0.13) in aromatic elixir flavored with cardamom.

e. *genti'ne cum tinctu'ra fer'ri chlor'idii* (N.F.), e. of gentian with tincture of chloride of iron; each dose of $\mathbb{3}\frac{1}{2}$ (4.0) contains tincture of citrochloride of iron $\mathbb{M}\frac{6}{8}$ (0.4) in elixir of gentian.

e. *genti'ne et fer'ri phosphat'is* (N.F.), e. of gentian and phosphate of iron, ferrated e. of gentian, ferrophosphated e. of gentian; each dose of $\mathbb{3}\frac{1}{2}$ (4.0) contains soluble ferric phosphate gr. 1 (0.06) in elixir of gentian.

e. *genti'ne ferrat'um*, ferrated e. of gentian e. gentiane et ferri phosphatis (N.F.).

e. *genti'ne glycerina'tum* (N.F.), glycerinated e. of gentian; each dose of $\mathbb{3}\frac{1}{2}$ (8.0) contains fluidextract of gentian $\mathbb{M}\frac{1}{8}$ (0.08), fluidextract of taraxacum $\mathbb{M}\frac{1}{8}$ (0.12), phosphoric acid gr. 1 (0.06) in syrup with 40 per cent. of glycerin flavored with orange peel, cardamom, and sugar.

e. *glycyrrhi'zae* (N.F.), e. of licorice; each dose of $\mathbb{3}\frac{1}{2}$ (8.0) contains fluidextract of licorice $\mathbb{M}\frac{15}{8}$ (1.0) in aromatic elixir; used as a vehicle.

e. glycyrrhizæ aromaticum (N.F.), aromatic e. of licorice; same as the preceding flavored with oils of cinnamon, cloves, fennel, and nutmeg; used as a vehicle.

e. glycerophosphatum (N.F.), e. of glycerophosphates; each dose of \mathfrak{z} (4.0) contains sodium glycerophosphate gr. 1 (0.06), calcium glycerophosphate gr. $\frac{1}{2}$ (0.03), phosphoric acid gr. $\frac{1}{4}$ (0.03), in aromatic elixir with 30 per cent. glycerin; nerve tonic.

e. grindellæ (N.F.), e. of grindelia; each dose of \mathfrak{z} (8.0) contains fluidextract of grindelia $\mathfrak{M}\mathfrak{v}\mathfrak{z}$ (0.5) in compound elixir of taraxacum; antispasmodic.

e. guaranæ (N.F.), e. of guarana; each dose of \mathfrak{z} (4.0) contains fluidextract of guarana $\mathfrak{M}\mathfrak{z}$ (0.8) in a mixture of aromatic e. and compound e. of taraxacum; employed in headache and neuralgia.

e. hūmuli (N.F.), e. of hops; each dose of \mathfrak{z} (8.0) contains fluidextract of hops $\mathfrak{M}\mathfrak{v}$ (1.0) in a mixture of aromatic e. and compound e. of taraxacum; sedative and diaphoretic.

e. hypophosphitum (N.F.), e. of hypophosphites; each dose of \mathfrak{z} (8.0) contains calcium hypophosphite gr. 6 (0.4), sodium and potassium hypophosphites each gr. 2 (0.13), hypophosphorous acid $\mathfrak{M}\mathfrak{z}$ (0.03) in aromatic elixir with glycerin and cardamom; alterative.

e. hypophosphitum cum ferro (N.F.), e. of hypophosphites and iron; each dose of \mathfrak{z} (8.0) contains ferrous and potassium hypophosphites each gr. 1 (0.06), calcium and sodium hypophosphites each gr. 2 (0.13), hypophosphorous acid $\mathfrak{M}\mathfrak{z}$ (0.03) in aromatic elixir, syrup, and water; alterative and hematuric.

e. lithi bromidi (N.F.), e. of lithium bromide; each dose of \mathfrak{z} (8.0) contains gr. 10 (0.6) of this salt in aromatic e.; nerve sedative.

e. lithi citratæ (N.F.), e. of lithium citrate; each dose of \mathfrak{z} (8.0) contains gr. 7 $\frac{1}{2}$ (0.5) of this salt in aromatic elixir; used in rheumatism and gout.

e. lithi salicylatis (N.F.), e. of lithium salicylate; each dose of \mathfrak{z} (8.0) contains gr. 10 (0.6) of this salt in aromatic e.; employed in rheumatism and as a diaphoretic.

e. malti et ferri (N.F.), e. of malt and iron; each dose of \mathfrak{z} (15.0) contains extract of malt \mathfrak{z} (4.0) soluble ferric phosphate gr. 4 (0.26) in aromatic e.; tonic in anemia.

e. vitrioli, acidum sulphuricum aromaticum.
e. paraldehydi (N.F.), e. of paraldehyde; each dose of \mathfrak{z} (8.0) contains paraldehyde $\mathfrak{M}\mathfrak{z}$ (2.0), in a mixture of alcohol, glycerin, and aromatic elixir flavored with cinnamon, cardamom, and orange; hypnotic.

e. pargoricæ, tinctura camphoræ composita (Br.), tinctura opii camphorata (U.S.).

e. pepini (N.F.), e. of pepsin; each dose of \mathfrak{z} (2.0) contains pepsin gr. 2 (0.13), hydrochloric acid $\mathfrak{M}\mathfrak{z}$ (0.048) in aromatic e. with 20 per cent. glycerin; digestive.

e. pepini, bismuthi, et strychninis (N.F.), e. of pepsin, bismuth, and strychnine; each dose of \mathfrak{z} (4.0) contains pepsin gr. $\frac{1}{2}$ (0.03), bismuth and sodium tartrate gr. 2 (0.13), and strychnine gr. $\frac{1}{16}$ (0.0006) in aromatic elixir; tonic in dyspeptic conditions.

e. pepini et bismuthi (N.F.), e. of pepsin and bismuth; each dose of \mathfrak{z} (8.0) contains pepsin gr. 1 (0.06), bismuth and sodium tartrate gr. 4 (0.26), in aromatic elixir, gastric sedative.

e. pepini et ferri (N.F.), e. of pepsin and iron; each dose of \mathfrak{z} (8.0) contains pepsin gr. 2 (0.13) and tincture of citrochloride of iron $\mathfrak{M}\mathfrak{v}$ (0.6) in aromatic elixir; in anemia with dyspeptic symptoms.

e. phosphori (N.F.), e. of phosphorus; each dose of \mathfrak{z} (4.0) contains phosphorus gr. $\frac{1}{2}$ (0.001) in a mixture of glycerin and aromatic elixir flavored with oil of anise; nerve tonic.

e. phosphori et nucis vomicæ (N.F.), e. of phosphorus and nux vomica; each dose of \mathfrak{z} (4.0) contains phosphorus gr. $\frac{1}{2}$ (0.001) and tincture of nux vomica $\mathfrak{M}\mathfrak{z}$ (0.13); nerve tonic.

e. piceæ compositum (N.F.), compound e. of tar; each dose of \mathfrak{z} (4.0) contains syrup of tolu and syrup of wild cherry each $\mathfrak{M}\mathfrak{z}$ (0.8), and morphine sulphate gr. $\frac{1}{2}$ (0.0014) in wine of tar; expectorant.

e. pilocarpici (N.F.), e. of pilocarpus or jaborandi; each dose of \mathfrak{z} (8.0) contains fluidextract of pilocarpus $\mathfrak{M}\mathfrak{z}$ (0.52) in compound e. of taraxacum flavored with syrup of coffee and tincture of vanilla; diaphoretic, diuretic, and sialogogue.

e. potassii acetatis (N.F.), e. of potassium acetate; each dose of \mathfrak{z} (16.0) contains potassium acetate gr. 20 (1.3) in aromatic e.; diuretic and antacid.

e. potassii acetatis et juniperi (N.F.), e. of potassium acetate and juniper; each dose of \mathfrak{z} (16.0) contains fluidextract of juniper $\mathfrak{M}\mathfrak{z}$ (2.0) and potassium acetate gr. 20 (1.3) in aromatic e.; diuretic.

e. potassii bromidi (N.F.), e. of potassium bromide; each dose of \mathfrak{z} (8.0) contains potassium bromide gr. 20 (1.3) in aromatic e. colored red with compound tincture of cudbear; nerve sedative.

e. pro, e. propriæ, tinctura Paracelsi, Paracelsus' e. of propriety (i.e. in propriety with the human constitution), tinctura aloes et myrrhæ.

e. quiniæ et phosphatum compositum (N.F.), compound e. of quinine and phosphates; each dose of \mathfrak{z} (8.0) contains quinine sulphate gr. $\frac{1}{2}$ (0.03), soluble ferric phosphate and potassium citrate each gr. 2 (0.13), and syrup of calcium lactophosphate $\mathfrak{M}\mathfrak{z}$ (2.0) in aromatic e.; tonic.

e. quiniæ valerianatis et strychninis (N.F.), e. of quinine valerianate and strychnine; each dose of \mathfrak{z} (4.0) contains quinine valerianate gr. 1 (0.06) and strychnine sulphate gr. $\frac{1}{16}$ (0.0006) in aromatic e. colored red with compound tincture of cudbear; nerve tonic.

e. rhamni purshianæ (N.F.), e. of cascara sagrada; each dose of \mathfrak{z} (4.0) contains aromatic fluidextract of cascara sagrada $\mathfrak{M}\mathfrak{z}$ (2.0) in aromatic e.; laxative.

e. rhamni purshianæ compositum (N.F.), compound e. of cascara sagrada, laxative e.; each dose of \mathfrak{z} (4.0) contains aromatic fluidextract of cascara sagrada $\mathfrak{M}\mathfrak{z}$ (0.5), fluidextract of senna $\mathfrak{M}\mathfrak{z}$ (0.3), and fluidextract of juglans $\mathfrak{M}\mathfrak{z}$ (0.26) in aromatic e.; laxative.

e. laxativum, laxative e., e. rhamni purshianæ compositum (N.F.).

e. rhei (N.F.), e. of rhubarb; each dose of \mathfrak{z} (8.0) contains sweet tincture of rhubarb \mathfrak{z} (4.0) with alcohol, glycerin, syrup, and water; stomachic laxative.

e. rhei et magnesi acetatis (N.F.), e. of rhubarb and magnesium acetate; each dose of \mathfrak{z} (4.0) contains fluidextract of rhubarb $\mathfrak{M}\mathfrak{z}$ (0.5) and magnesium acetate gr. 4 (0.25) in aromatic e.; laxative refrigerant.

e. rubi compositum (N.F.), compound e. of blackberry; each dose of \mathfrak{z} (16.0) contains blackberry root, galls, and cinnamon each gr. 4 (0.25), cloves gr. 1 (0.06), mace and ginger each gr. $\frac{1}{2}$ (0.03) in a mixture of blackberry juice, glycerin, syrup, and alcohol; employed in diarrhea.

e. sabali, santali et zeæ, elixir of saw palmetto, said to represent saw palmetto berries gr. 120, sandalwood gr. 30, and cornsilk gr. 120 in each fluidounce; dose, \mathfrak{z} 1-4 (4.0-16.0).

e. sodii bromidi (N.F.), e. of sodium bromide; each dose of \mathfrak{z} (8.0) contains gr. 20 (1.3) of this salt in aromatic e.; nerve sedative.

e. sodii hypophosphitis (N.F.), e. of sodium hypophosphite; each dose of \mathfrak{z} (4.0) contains sodium hypophosphite gr. 2 (0.13) and hypophosphorous acid $\mathfrak{M}\mathfrak{z}$ (0.015) in aromatic e.; tonic.

e. sodii salicylatis (N.F.), e. of sodium salicylate; each dose of \mathfrak{z} (4.0) contains gr. 5 (0.3) of this salt in aromatic e.; employed in rheumatism.

e. stillingie compositum (N.F.), compound e. of stillingia; each dose of \mathfrak{z} (4.0) contains compound fluidextract of stillingia $\mathfrak{M}\mathfrak{z}$ (1.0) in aromatic e.; alterative.

e. strychninis valerianatis (N.F.), e. of strychnine valerianate; each dose of \mathfrak{z} (4.0) contains gr. $\frac{1}{16}$ (0.0006) of this salt in aromatic e. colored red with cudbear and flavored with vanilla; nerve tonic.

e. taraxaci compositum (N.F.), compound e. of taraxacum; each dose of \mathfrak{z} (8.0) contains fluidextract of taraxacum $\mathfrak{M}\mathfrak{z}$ (0.26), fluidextract of wild cherry $\mathfrak{M}\mathfrak{z}$ (0.16), fluidextract of licorice and tincture of sweet orange peel each $\mathfrak{M}\mathfrak{z}$ (0.5), tincture of cinnamon and compound tincture of cardamom

each $\mathbb{M}3\frac{1}{2}$ (0.24) in aromatic e.; bitter tonic and cholagogue, and used as a vehicle for bitter drugs.

e. terpi'ni hydra'tis (N.F.), e. of terpin hydrate; each dose of 3 i (4.0) contains gr. i (0.06) of terpin hydrate in a mixture of alcohol, glycerin, and syrup flavored with tincture of sweet orange and saccharin; used for the relief of cough.

e. terpi'ni hydra'tis cum codei'na (N.F.), e. of terpin hydrate with codeine; each dose of 3 i (4.0) contains codeine gr. $\frac{1}{4}$ (0.008) added to the preceding; used for the relief of cough.

e. terpi'ni hydra'tis cum hero'i'na (N.F.), e. of terpin hydrate with heroine; each dose of 3 i (4.0) contains heroine gr. $\frac{1}{4}$ (0.0027) in e. of terpin hydrate; used for the relief of cough.

e. tur'neræ (N.F.), e. of turnera or damiana; each dose of 3 i (4.0) contains fluidextract of turnera $\mathbb{M}10$ (0.6) in alcohol, glycerin, and aromatic e.; aphrodisiac.

e. vibur'ni op'u'lli compos'itum (N.F.), compound e. of viburnum opulus or crampbark; each dose of 3 i (4.0) contains the fluidextracts of viburnum opulus and aletris each $\mathbb{M}5$ (0.3), and fluidextract of trillium $\mathbb{M}10$ (0.6) in compound e. of taraxacum; nerve sedative.

e. vibur'ni prunifo'lii (N.F.), e. of viburnum prunifolium or black haw; each dose of 3 i (4.0) contains $\mathbb{M}7\frac{1}{2}$ (0.5) of the fluidextract of this drug, with compound tincture of cardamom, in aromatic elixir; uterine sedative.

e. zin'ci valeriana'tis (N.F.), e. of zinc valerianate; each dose of 3 i (4.0) contains zinc valerianate gr. i (0.06) and stronger solution of ammonium citrate $\mathbb{M}6$ (0.4) in alcohol and aromatic elixir, reddened with cudbear and flavored with bitter almond; nerve sedative.

Eliz'abeth Spring, Holland. Muriated-chalybeate waters. Used by drinking in anemia, headache, neurasthenia, melancholia, and indigestion.

Ellermann-Erlandsen meth'od (el'air-mahn; air'-lahnd-sen) [V. Ellerman. A. Erlandsen, Copenhagen physicians, contemporary.] 1. Simultaneous inoculation with a series of tuberculin dilutions of known strength in order to determine the weakest dilution to which the patient will react, this being calculated by measurement of the size of the resulting papules. 2. A method of examination of tuberculous sputum by treating it with sodium carbonate and caustic soda.



ELLIOT'S POSITION.

Elliot's position [John Wheelock Elliot, Boston surgeon, *1852.] A position to facilitate abdominal section, the patient resting upon a double inclined plane or on a single inclined plane with a cushion under the back at the level of the liver; see illustration.

Elliot's sign [George T. Elliot, New York dermatologist, *1855.] Induration or infiltration of the border of a syphilitic skin lesion.

Elis's curve or line. Damoiseau's curve.

elm [A.S.] Ulmus.

El Paso de Robles Hot and Cold Sulphur Springs, California. Alkaline-saline-sulphureted, and alkaline-carbonated waters, 39° to 122° F.

Among the variety of springs are the "Main Hot Sulphur," the "Mud or Moor," the "Soda," "Sand," "Cold," "White's Sulphur," "Iron," and "Garden" springs. Used by drinking and bathing in rheumatism and articular affections, scurfia, disorders of the blood, glands, and skin, catarrhal conditions, and in disorders of women. The entire year.

Els'berg's solution of I'odine. A 20 per cent solution of iodine in alcohol and ether.

Els'ner's asthma [Christophorus Fredericus Elsner, German physician, 1749-1820.] Angina pectoris.

Els'ner's me'dium [Ottomar Elsner, German histologist, *1869.] A culture medium of potato juice, gelatin, and 1 per cent. potassium iodide; employed chiefly in the cultivation of the typhoid and the colon bacilli.

elutriation (e-lu-tri-a'shun) [L. *elutriare*, to deacid.] The separation of a coarse insoluble powder from a finer one by suspending them in water and pouring off the finer powder from the upper part of the fluid, the coarser one sinking first to the bottom.

elytritis (el-e-tri'(tre)'tis) [G. *elytron*, vagina, + *-itis*.] Colpitis; inflammation of the vagina.

elytrocele (el'e-tro-sēl) [G. *elytron*, vagina, + *hēl* tumor.] Colpocele; a hernia or other tumor projecting into the vagina.

elytroclasia (el'e-tro-kla'st-ah) [G. *elytron*, vagina, + *klasis*, a breaking.] Rupture of the vagina.

elytrocleisis (el'i-tro-kli'sis) [G. *elytron*, vagina, + *kleisis*, a closure.] Adhesion of the vaginal walls; obliteration of the vaginal canal.

elyt'roplasty [G. *elytron*, vagina, + *plastō*, I form.] Colpoplasty; a plastic operation for the repair of a defect in the vagina.

elythroptosis [G. *elytron*, vagina, + *ptōsis*, a falling.] Colpopotosia; prolapse of the vaginal walls.

elyt'rorrhaphy (el-e-tror'rā-fi) [G. *elytron*, vagina, + *rhaphe*, a sewing.] Colporrhaphy; repair of a rupture of the vagina by freshening and suture of the torn edges.

elytostenosis [G. *elytron*, vagina, + *stenosis*, a narrowing.] Stricture or a general contraction of the vagina, colpstenosis.

elytrot'omy [G. *elytron*, vagina, + *tomē*, incision.] Colpotomy; an incision into the wall of the vagina.

Elzholtz's bod'ies (elts'holtz). [A. Elzholtz, Vienna psychiatrist, *1863.] Small bodies seen in degenerating medullated nerve-fibers. **E's mixture**, a solution of eosin in glycerin and water used in the quantitative estimation of leucocytes.

emaciation (e-ma-st-a'shun) [L. *emaciare*, to grow thin.] Extreme loss of flesh, a growing lean.

emacula'tion [L. *e*, out, + *macula*, spot.] The removal of spots or other blemishes from the skin. **emalloid** (em'i-loyd) [Fr. *email*, enamel, + G. *eidos*, resemblance.] A tumor arising from the enamel of a tooth.

emanation (em-ā-na'shun) [L. *emanare*, to flow out.] Exhalation, effluvium. **ra'dium e.**, a luminous vapor or gas given off from radium. It imparts temporary radioactivity to other substances upon which it seems to settle like an infinitely fine powder; in time, as shown by the spectrum, it is converted into helium. dissolved in water it generates neon, dissolved in a solution of copper sulphate it generates argon and possibly other substances.

emanatorium (e-man-a-to'-ri-um). An institution where treatment is applied by radioactive waters and the inhalation of radium and other emanations.

em'nis men'sium [L.] Failure of the menstrual function to become established.

emascula'tion. Castration.

embalm (em-bahm') [L. *in*, *in*, + *balsamum*, balsam.] To treat a dead body with balsams or with antiseptic solution to preserve it from decay.

embarras gastricus (on-bā-rah' gah-strēk') [Fr. *gastric embarrasment*.] A "bilious" attack, acute indigestion.

embed'. Imbed, to surround a pathological or histological specimen with a firm but not hard medium, such as paraffin or wax, in order to make possible the cutting of thin sections for microscopical examination.

em'belate. A salt of embelic acid.

embe'lia (B.A.). The dried fruit of *Embelia ribes* and *E. robusta*, small trees of India; anthelmintic in doses of 3-4 (4. 0-16. 0).

embelic acid (em-be'lik as'id). A yellow crystalline powder, $C_{11}H_{14}O_4$, soluble in alcohol, obtained from embelia; the ammonium salt has been given as a teniafuge in doses of gr. 3-6 (0.2-0.4) preceded and followed by castor oil.

embola'lia. Embololalia.

embolo (em'bo-le) [G. *embolē*, insertion.] 1. An operation for the reduction of a dislocation. 2. Formation of the gastrula by invagination. 3. Earthrosis.

embole'mia, embolē'mia [G. *embolos*, a plug, + *asma*, blood.] The presence of septic emboli in the circulating blood, leading to the formation of pyemic abscesses.

embo'lia. Embole.

embo'lic. Relating to an embolus or to embolism.

embo'liorm [L. *embolus* + *forma*, form.] 1. Like an embolus. 2. Wedge shaped; noting the nucleus* emboliformis.

embolism (em'bo-lizm) [G. *embolisma*, a piece or patch.] Obstruction or occlusion of a vessel by a transported clot or vegetation, a mass of bacteria, or other foreign material. *air e.*, the presence of bubbles of air in the heart or vessels, most commonly in the veins near the heart, the right auricle (atrium) or ventricle, or in the pulmonary capillaries; usually the result of a wound of one of the large veins of the neck. *bland e.*, simple, non-septic *e.* *crossed e.*, paradoxical *e.* *direct e.*, *e.* occurring in the direction of the blood-current. *fat-e.*, the occurrence of fat or oil globules in the capillaries, usually the pulmonary capillaries. *gas-e.* *air-e.* *hematogenous e.*, *e.* occurring in a blood-vessel. *infective e.*, pyemic *e.* *lymph-e.*, *lymphogenous e.*, *e.* occurring in a lymphatic vessel. *military e.*, *e.* occurring simultaneously in a number of capillaries. *multiple e.*, (1) *military e.*; (2) *e.* caused by the arrest of a number of small emboli. *oil-e.*, *fat e.* *paradoxical e.*, plugging of a systemic artery by a mass transported from a vein through an open foramen ovale, without passing through the pulmonary circulation. *pyemic e.*, plugging of an artery by an embolus detached from an infective suppurating thrombus. *retinal e.*, *e.* of the arteria centralis retinae *retrograde e.*, the plugging of a vein by a mass carried in a direction contrary to that of the normal blood-current. *venous e.*, retrograde *e.*

embola'lia [G. *embolos*, thrown in, + *lalia*, speaking.] The interjection of meaningless words in the sentence when speaking.

embolomycotic (em'bo-lo-mi-kot'ik) [G. *embolos*, a plug + *mykes*, fungus.] Relating to or caused by an infectious embolus.

embolophasia (em'bol-o-fa'zi-ah) [G. *embolos*, thrown in, + *phasis*, a saying.] Embololalia.

embolophrasia (em'bol-o-fra'zi-ah) [G. *embolos*, thrown in, + *phrasis*, phrase.] Embololalia.

em'bolus [G. *embolos*, a wedge or stopper.] 1. A plug, composed of a detached clot, mass of bacteria or other foreign body, occluding a blood-vessel. 2. Nucleus emboliformis. *air-e.*, a bubble of air plugging a small vessel; see *air-embolism*. * *bland e.*, a simple *e.*, not septic in character. *cell'ular e.*, an *e.* composed of a mass of cells transported from disintegrating tissue. *fat-e.*, an *e.* of oil or fatty matter. *ob'turating e.*, an *e.* completely closing the lumen of a vessel. *oil-e.*, *fat-e.* *ri'ding* or *stradd'ling e.*, an embolus arrested at the point of bifurcation of an artery and blocking more or less completely both branches of the vessel.

em'boly. Embole.

embrasure (em-bra'zhūr) [an opening in a wall for cannon.] In dentistry denoting an opening that widens outwardly or inwardly; that part of the interproximate space that spreads out toward the labial, lingual, or buccal aspect.

embroca'tion [G. *embrochē*, a fomentation.] 1. Liniment. 2. Fomentation, the application of a liniment.

embryectomy (em-bri-ek'to-mī) [G. *embryon*, embryo, + *ektomē*, excision.] The operative removal of the product of conception, especially in ectopic pregnancy.

embryo (em'bre-o, em'bri-o) [G. *embryon*.] 1. A rudiment. 2. The rudimentary plant in the seed. 3. The impregnated ovum during its early unformed stages of development; in man the product of conception during the first three months of intrauterine life.

embryocardia (em'bri-o-kar'di-ah) [G. *embryon*, embryo, + *kardia*, heart.] A disturbance in rhythm, in which the heart sounds resemble those of the fetus, the first and second sounds becoming alike, the long pause being abbreviated; it is present sometimes in cases of cardiac dilatation.

embryoc'tony [G. *embryon*, embryo, fetus, + *kleinō*, I destroy.] Feticide, taking the life of the product of conception any time before birth.

embryogen'ic, embryogenet'ic [G. *embryon*, embryo, + *gennāō*, I produce.] Producing an embryo; relating to the formation of an embryo.

embryogeny (em-bri-oj'en-i) [G. *embryon*, embryo, + *gennāō*, I produce.] The origin and growth of the embryo.

embryog'raphy [G. *embryon*, embryo, + *graphō*, I write.] A treatise describing the formation and development of the embryo.

em'bryoid. Embryonoid.

embryol'ogist. One who makes a special study of embryology.

embryol'ogy [G. *embryon*, embryo, + *-logia*.] The science of the origin and development of the animal organism from the ovum to the period of extrauterine or extraovular existence.

embryo'ma. A tumor developed from embryonal structures or from a blighted ovum.

embryomorphous (em'bri-o-mor'fus) [G. *embryon*, embryo, + *morphē*, shape.] 1. Relating to the formation and structure of the embryo. 2. Noting structures or tissues in the body similar to those in the embryo, or embryonal rests.*

em'bryonal. Relating to an embryo.

em'bryonate. 1. Embryonal. 2. Impregnated.

embryon'ic. In the condition of an embryo, rudimentary.

embryoniform (em-bri-on'i'form) [G. *embryon*, embryo, + *L. forma*, form.] Embryonoid.

embryonization (em''bri-on-i-za'shun). Reversion of a cell or a tissue to an embryonic form.

embryonoid (em''bri-o-noyd) [G. *embryon*, embryo, + *eidos*, appearance.] Resembling an embryo or a fetus.

embryoplastic [G. *embryon*, embryo, + *plastō*, I form.] Relating to the formation of an embryo.

embryoscope [G. *embryon*, embryo, + *skopēō*, I examine.] An instrument for extracting the embryos in hens' eggs at different stages of development, for the purpose of studying their development.

embryotocia [G. *embryon*, embryo, + *tokos*, childbirth.] Abortion.

embryotome. Any instrument employed in embryotomy.

embryotomy (em-bri-ot'o-mī) [G. *embryon*, embryo, + *tomē*, cutting.] Any mutilating operation on the fetus to make possible its removal when delivery is impossible by natural means.

embryotoxon [embryo + G. *toxōn*, bow.] A narrow band of corneal opacity at the margin of the iris, similar in appearance to the arcus senilis, sometimes seen in the newborn.

embryotrophy [G. *embryon*, embryo, + *trophē*, nourishment.] The nutrition of the embryo.

embryulcia (em-bri-ul'st-ah) [G. *embryoulkia*, extraction of the embryo.] The extraction of the embryo or fetus from the uterus; instrumental abortion.

embryulcus. A hook-shaped instrument for use in extracting the dead embryo or fetus retained in the uterus, or in cases of abortion.

emedullate [L. *e*, from, + *medulla*, marrow.] To extract the marrow or pith of anything.

emergency (e-mur'jen-sī) [L. *emergere*, to rise up.] An unlooked for contingency or happening; a sudden demand for action.

emergent (e-mur'jent). 1. Arising suddenly and unexpectedly and calling for quick judgment and prompt action. 2. Coming out, leaving a cavity or other part.

em'erods. Hemorrhoids.

em'esis [G.] Vomiting.

emet'ic. 1. Relating to or causing vomiting. 2. An agent which causes vomiting.

emetico'logy. Emetology.

em'etine. An alkaloid from ipecac, occurring as an amorphous white powder, slightly soluble in water; it is the emetic principle of the drug; dose, gr. $\frac{1}{4}$ (o.oi).

emetocathartic (em''ē-to-kā-thar'tik). 1. Both emetic and cathartic. 2. An agent which causes vomiting and purging.

emetol'ogy [G. *emetos*, nausea and vomiting, + *-logia*.] A branch of medicine dealing especially with the nature and cause of vomiting, with remedies for vomiting, and with emetics.

E.M.F. Abbreviation for electromotive force.

emic'tory [L.] Diuretic.

emigra'tion [L. *e*, out, + *migrare*, to move.] The passage of white blood-cells through the endothelium and walls of the small blood-vessels.

em'inence. Eminencia.

eminen'tia (em-i-nen'shī-ah) [L. prominence; *eminere*, to project.] Eminence, a circumscribed area raised above the general level of the surrounding surface. *e. acustica*, a prominence in the floor of the fourth ventricle at the base of the trigonum vagi (ala cinerea) over which run the striae acustice. *e. annularis*, pons Varolii. *e. arcuata*, arcuate eminence, a prominence on the superior (anterior) surface of the petrous portion of the temporal bone indicating the position of

the superior semicircular canal. *e. articulata*, tuberculum articulare of the temporal bone. *e. collateralis*, collateral eminence, an elevation on the floor of the collateral trigone of the lateral ventricle of the brain, between the hippocampus and the calcar avis, caused by the proximity of the bottom of the mid-collateral fissure; called also the *posterior collateral eminence*. The *anterior collateral eminence* is an elevation occasionally present on the floor of the inferior horn of the lateral ventricle, caused by the proximity of the anterior portion of the collateral fissure where it is present. *e. conchæ*, eminence of the concha, the prominence on the cranial surface of the auricle corresponding to the concha. *e. cruciata*, cruciate eminence, a figure on the internal surface of the occipital bone formed by ridges running forward and backward from the pre-tentorial and by the margins of the groove for the lateral sinus on either side; it divides the surface of the bone into four fossæ, a cerebral and a cerebellar on each side. *e. facialis*, colliculus facialis, a thickening of the *e. medialis* above the medullary (acoustic) striae in the floor of the fourth ventricle, marking the location of the genu of the facial nerve. *e. fossæ triangularis*, eminence of the triangular fossa, the prominence on the cranial surface of the auricle corresponding to the fossa triangularis. *e. frontalis*, tuber frontale [BNA]. *e. gracilis*, funiculus gracilis. *e. iliopectinealis*, iliopectineal eminence, a rounded elevation on the inner surface of the innominate bone at the junction of the ilium and pubis. *e. intercondyloideæ* [BNA], intercondyloid eminences, spinous process of the tibia; an elevation on the upper surface of the shaft of the tibia between the two articular surfaces. *e. lateralis* (1) the tubercle on the cricoid cartilage articulating with the inferior horn of the thyroid; (2) *pes accessorius*. *e. medialis* [BNA], medial eminence, *e. teres*, funiculus teres; a small rounded elevation in the fovea superior of the floor of the fourth ventricle, bounding the median groove on either side, and marking the site of the fasciculus teres below. *e. parietalis*, tuber parietale [BNA]. *e. pyramidalis*, pyramid of the tympanum, a conical projection behind the fenestra ovalis in the tympanum; it is hollow and contains the stapedius muscle. *e. scaphæ*, eminence of the scapha, the prominence on the cranial surface of the auricle corresponding to the scapha. *e. symphysialis*, the projecting central portion of the chin. *e. teres*, round eminence, *e. medialis* [BNA]. *e. triangularis*, a prominence on the posterior surface of the auricle corresponding to the fossa triangularis on the other side.

emissarium (em'y-sa'ri-um) [L. an outlet.] Emissary, an emissary vein. *e. condyloideum*, connecting the transverse sinus and the external vertebral venous plexuses. *e. mastoideum*, connecting the transverse sinus with the occipital vein or one of the radicles of the external jugular. *e. occipitalis*, an inconstant vessel connecting the diploic or occipital veins with the confluens sinuum. *e. parietalis*, connecting the superior sagittal sinus with the extracranial veins.

em'issary [L. *emissarium*, outlet.] One of the channels of communication between the venous sinuses of the dura mater and the veins of the diploë and the scalp.

emission (e-mish'un) [L. *emissio*; *e*, out, + *mittere*, to send.] A discharge; referring usually to a seminal discharge occurring during sleep.

Emmanuel movement. A system of treatment of

functional nervous and psychic disorders by means of suggestion and moral uplift, developed and put into practice by clergymen of the Emmanuel Episcopal Church in Boston, Mass.

emmenagogic (em-en'-ă-goj'ik). Relating to or acting as an emmenagogue.

emmenagogue (em-en'-ă-gog) [*G. emménos*, monthly, + *agôgos*, leading.] 1. Promoting or increasing the menstrual flow. 2. An agent which induces or increases menstruation.

emmenia [*G. emménos*, monthly.] Catamenia, the menstrual flow.

emmenic. Relating to the menses.

emmenop'athy [*G. emménios*, monthly, + *pathos*, suffering.] A disorder of menstruation.

emmenology (em-e-nol'o-jī). The branch of medicine which has to do especially with the physiology and pathology of menstruation.

Emmerich's bacillus (em'er-ikh) [Rudolf Emmerich, German bacteriologist, *1852.] *Bacillus neapolitanus*.

Emmerich-Scholl se'rum. An anticancer serum obtained from the sheep inoculated with a culture of streptococci previously passed through the rabbit.



EMMET'S NEEDLE.

Emmet's meth'od [Thomas Addis Emmet, New York gynecologist, *1828.] An operative procedure for the repair of lacerated perineum. **E's needle**, a strong needle with the eye in the point, having a wide curve, and set in a handle. **E's operation**, trachelorrhaphy.

emmetrope (em'e-trōp). An emmetropic person, one with normally refracting eyes.

emmetro'pia [*G. emmetros*, according to measure, + *ôps*, eye.] The condition in which the refraction of the eye is normal, parallel rays, when the eye is at rest, being focussed exactly on the retina.

em'odia. A crystalline body, $C_{11}H_4(CH_3)(OH)_3O_8$, found in rhubarb, senna, cascara sagrada, aloes, and other purgative drugs, but itself having but little cathartic action.

emollient (e-mol'yent) [*L. emolliens*; *emollire*, to soften.] 1. Soothing to skin or mucous membrane. 2. An agent which softens the skin or soothes irritation in skin or mucous membrane.

emo'tion [*L. emovere*, to agitate.] A strong feeling or aroused mental state, directed toward a definite object and giving rise to some more or less evident physical expression.

emo'tional. Relating to any of the emotions. **e. attitudes**, passionall* attitudes.

emotivas'cular. Relating to the vascular changes such as pallor and blushing, caused by emotions of various kinds.

em'pasm, empas'sma [*G. empassō*, I sprinkle on.] A dusting powder.

em'physis [*G. en*, in, + *phlysis*, an eruption.] A vesicular eruption, such as pemphigus.

emphrac'tic. Relating to emphraxis, closing the mouths of the coil glands in the skin.

emphra'is [*G. a stoppage*.] 1. A clogging of the mouths of the sweat-glands. 2. An impaction.

emphysema (em-fī-se'mah) [*G. en*, in, + *physēma*, a blowing.] 1. The presence of air in the interstices of the connective tissue of a part. 2. Dilatation of the pulmonary air vesicles, usually through atrophy of the septa between the alveoli. **atrophy e.**, substantive *e.* **com'pensating or com'pen'satory e.**, increase in the air capacity of a por-

tion of the lung when another portion is consolidated or unable to perform its respiratory function. **cuta'neous e.**, subcutaneous *e.* **ectat'ic e.**, pulmonary *e.* in which the alveoli are dilated beyond their full normal capacity, yet without atrophy of their walls and blood-vessels. **interlob'ular e.**, interstitial *e.* in the connective-tissue septa between the pulmonary lobules. **interst'ial e.**, (1) the presence of air in the pulmonary tissues consequent upon rupture of the air-cells; (2) the presence of air or gas in the connective tissue. **medias'tinal e.**, accumulation of air in the cellular tissue of the mediastinum. **pul'monary e.**, emphysema (2). **se'nile e.**, substantive *e.* consequent upon the physiological atrophy of old age. **subcuta'neous e.**, the presence of air or gas in the subcutaneous connective tissues. **sub'stantine e.**, increase in size of the pulmonary vesicles through atrophy of their walls and breaking down of the septa between adjacent air-cells. **surg'ical e.**, subcutaneous *e.* following traumatism or a surgical operation. **vesic'ular e.**, pulmonary *e.*, emphysema (2), dilatation of the air-cells of the lungs.

emphysem'atous. Relating to or affected with emphysema.

empir'ic. 1. Empirical. 2. A charlatan, one who treats symptoms solely, knowing nothing of the nature of disease. 2. One of a school of ancient Greek physicians who contended that the practice of medicine should be based wholly on experience and not on theory.

empirical (em-pir'i-kl) [*G. empirikos*; *empeiria*, experience.] 1. Founded on experience. 2. Relating to an empiric.

empiricism. 1. A looking to experience as a guide to practice or to the therapeutic use of any remedy. 2. Quackery, charlatanism.

emplas'tic [*G. emplastikos*, clogging.] 1. Adhesive, used as a plaster. 2. Constipating.

emplas'trum, gen. *emplas'tri*; pl. *emplas'tra* [*L.*] Plaster; a solid preparation of such consistency that, when applied to the body, it does not run but softens sufficiently to be adhesive; plasters are used to protect raw surfaces and wounds, to keep the edges of a cut in apposition, to produce irritation or blistering of the skin, and sometimes to apply drugs with the expectation of absorption.

e. adhes'vum (U.S.), adhesive plaster, made of rubber and petrolatum, of each 20, and lead plaster 960; the adhesive plaster of the B.P. contains rosin and soap.

e. al'bum coc'tum, *e. cerusse*.

e. ammon'faci cum hydrar'gyro (Br.), ammoniac plaster with mercury, prepared by mixing, with trituration, ammoniac 12 ounces, mercury 3 ounces, olive oil 56 grains, sublimed sulphur 8 grains; alterative and irritant, applied to syphilitic joints and glands.

e. aromat'icum (N.F.), aromatic plaster, spice plaster; cloves, cinnamon, and ginger, each 10, capsicum and camphor, each 5, cotton-seed oil 35, lead plaster 25; counterirritant and rubefacient.

e. belladon'næ (U.S. and Br.), belladonna plaster; made of extract of belladonna leaves 300, adhesive plaster 700 (U.S.); or of liquid extract of belladonna 4 fluidounces evaporated to 1 ounce, resin plaster 5 ounces (Br.); applied in neuralgia and rheumatism, palpitation of the heart, and beginning inflammation of the testes and mammae.

e. calefa'ciens (Br.), warming plaster, made of cantharides, yellow wax, and rosin, each 4 ounces, soap plaster 2 pounds, resin plaster 3½ pounds; employed as a counterirritant.

e. cap'sici (U.S.), capsicum plaster, made by painting oleoresin of camphor on adhesive plaster; counter-irritant.

e. cerus'ae, white lead plaster, made of lead carbonate 7, olive oil 2, lead plaster 12; soothing application to burns and other forms of dermatitis.

e. ferri (U.S. 1880), **e. roborans**, strengthening plaster; ferric oxide 90, olive oil 50, Burgundy pitch 140, lead plaster 720.

e. fus'cum camphora'tum (N.F. and P.G.), camphorated brown plaster, camphorated mother plaster; red oxide of lead 30, olive oil 60, yellow wax 15, camphor 1; employed for the same purpose as lead plaster.

e. hydra'gyri (U.S. and Br.), mercurial plaster, made of mercury 30, oleate of mercury 1, lanolin 10, lead plaster 59 (U.S.); mercury 3 ounces, sulphur 8 grains, and olive oil 56 grains, are triturated together, and when the mercury is no longer visible it is mixed with 6 ounces of liquefied lead plaster (Br.); applied in the treatment of syphilides.

e. litha'gyri compos'itum, compound lead plaster, compound galbanum plaster, contains ammoniac, galbanum, and turpentine mixed with lead plaster; used as a stimulant application to enlarged tuberculous glands.

e. ma'tris camphora'tum, camphorated mother plaster, **e. fuscum camphoratum**.

e. men'thol (Br.), menthol plaster, contains 15 per cent. menthol, used as a counterirritant in neuralgia.

e. myla'b'ridis (B.A.), mylabris plaster, prepared like cantharidal plaster and used for the same purposes.

e. myla'b'ridis calefa'ciens (B.A.), warming mylabris plaster, employed like **e. calefaciens** (Br.).

e. opi'i (U.S. and Br.), opium plaster, made of extract of opium 6 per cent. (U.S.) or powdered opium 10 per cent. (Br.); employed to relieve superficial pain.

e. pi'cis (Br.), pitch plaster, composed of Burgundy pitch 26, frankincense 13, resin and yellow wax each 43, olive oil and distilled water each 2; a mild counter-irritant.

e. pi'cis cantharida'tum (U.S. 1880), warming plaster; cantharides cerate 80, Burgundy pitch 920.

e. pi'cis liq'uide compos'itum (N.F.), compound tar plaster; podophyllum, phytolacca, and sanguinaria each 1, tar 4, rosin 5; counterirritant.

e. plum'bi (U.S. and Br.), lead, litharge, or diachylon plaster, made by mixing solutions of lead acetate and soap; applied to varicose ulcers and as a protective.

e. plum'bi carbona'tis, **e. cerussae**.

e. plum'bi iod'idi (Br.), lead iodide plaster, made of lead iodide and resin of each 2, and lead plaster 16; employed as an application to chronic inflammatory indurations.

e. ro'borans, **e. ferri**.

e. sapo'nis (U.S. and Br.), soap plaster; made of soap 10, mixed with lead plaster 90 (U.S.), or soap 6, resin 1, and lead plaster 3 (Br.); employed as a discutient and protective.

emprostho'tonos [G. *emprosthēn*, forward, + *tonos*, tension.] A tetanic contraction of the flexor muscles, curving the back with concavity forward.

emp'tysis [G. a spitting.] Hemoptysis.

Empu'sa [G. *Empousa*, a polymorphous hobgoblin in Grecian mythology.] A genus of microscopic fungi parasitic on insects, and often fatal to them. Flies attacked by *E. mus'ca* are often seen dead, surrounded by a white ring of this fungus.

empyema (em-pi-e'mah) [G. *empyēma*, suppuration.] The presence of pus in any cavity; noting, when employed without qualification, an accumulation of pus in the pleural cavity, pyothorax. **e. benign'um**, latent **e.**, chronic purulent sinusitis or pyothorax with mild or no constitutional symptoms. **e. necessita'tis**, a form of **e.** of the chest in which the pus can discharge itself without the necessity of operation. **e. of the chest**, pyothorax, pus in the pleural cavity. **e. of the pericard'ium**, purulent pericarditis, pyopericardium. **latent e.**, the presence of pus in a cavity, especially one of the accessory sinuses, unattended with subjective symptoms. **loc'ulated e.**, a condition in which

numerous pleural adhesions have formed pockets in which pus collects. **pul'sating e.**, a large **e.** collection of pus in the pleural cavity through which the heart movements are transmitted to the chest wall.

empyemic (em-pi-e'mik). Relating to empyema.

empyesis (em-pi-e'sis) [G. *suppuration*.] A pustular eruption, such as that of smallpox.

empyocoele (em'pi-o-sēl) [G. *em*, in, + *pyon*, pus, + *kēlē*, tumor.] A suppurating hydrocele; a collection of pus in the scrotum.

empyreuma (em-pi-ru'mah) [G. a banked fire.] The disagreeable odor of organic substances when subjected to destructive distillation.

empy'roform. Trade name of a product made by boiling birch tar with a solution of formaldehyde and pouring the hot liquid into hydrochloric acid, occurs as a grayish-brown powder, employed externally as an antipruritic and sedative.

Ems, Germany. Alkaline-saline-chalybeate-carbonated waters, 70° F. to 120° F. Various springs. Used for drinking and bathing in gout, catarrhal conditions of the nose, pharynx, larynx, and bronchi, dyspepsia, asthma, general debility, chronic albuminuria, cystitis, urinary calculi, hepatic disorders, chronic diarrhea, chronic gynec affections, and diseases of women. May 1 to October 1.

emul'gent [L. *emulgere*, to draw out.] 1. Drainage out, extracting; noting especially the renal blood-vessels as if extracting the urine from the blood.

emul'sifier. An agent, such as gum arabic or the yolk of an egg, used to make an emulsion of a fixed oil.

emul'sify. To make in the form of an emulsion.

emul'sin [L. *emulgere*, to drain out.] An albuminous ferment in almonds, converting amygdalin into hydrocyanic acid and a volatile oil.

emul'sio, gen. *emulsio'nis*, pl. *emulsio'nes* [L.] Emulsion, emulsum.*

emulsion (e-mul'shun). The suspension of a fatty or resinous substance, divided into very fine particles, in a thin or watery fluid; it may occur naturally, as in milk, or be produced artificially by agitation of a fat or resinous substance in a mucilaginous solution. See also *emulsum*, *bac'illary e.*, see under *tuberculin*.

emul'sive. 1. Noting a substance which can be made into an emulsion. 2. Noting a substance, such as a mucilage, by which a fat or resin can be emulsified. 3. Making soft or pliant. 4. Affording a fixed oil on pressure.

emulsoid (e-mul'soyd) [emulsion + G. *eidon*, resemblance.] Emulsion colloid; a colloid solution in which the disperse particles are more or less liquid and exert a certain attraction on and absorb a certain quantity of the fluid in which they are suspended.

emul'sum, gen. *emul'si*, pl. *emul'sa* [L. *emulsio*, *emulgere*, to milk out.] A liquid preparation in which an oil or resin is suspended in water by means of a mucilaginous admixture.

e. amygd'alæ (U.S.) emulsion of almond, *mistura amygd'alæ* (Br.), sweet almond 60, acacia 10, sugar 10 water to make 1000; used as a demulcent and as a vehicle.

e. asafoet'idæ (U.S.) emulsion of asafoetida, *mistura asafoet'idæ*, *lac asafoet'idæ*, milk of asafoetida, contains 4 per cent. of asafoetida; employed as an emetic in meteorism, and also used in hysteria in doses of 3 to 8 (0.30-0.80).

e. chloroform'i (U.S.) emulsion of chloroform, *mistura chloroform'i*, made with chloroform 40, expressed oil of almond 60, tragacanth 10, water to make 1000; employed as an antispasmodic and in the treat-

ment of various nervous conditions in doses of 34-8 (15.0-30.0).

e. o'lei mor'rhus (U.S.), emulsion of cod-liver oil, made by mixing cod-liver oil 500, acacia 125, syrup 100, oil of wintergreen 4, in water to make 1000; dose, 31-4 (4.0-15.0).

e. o'lei mor'rhus cum cal'cii et so'dii phosphat'ibus (N.F.), emulsion of cod-liver oil with calcium and sodium phosphates; each dose of 3½ (16.0) contains gr. 3 (0.2) of each of these salts in a 50 per cent. flavored emulsion of cod-liver oil; alternative and nutrient.

e. o'lei mor'rhus cum cal'cii lactophospha'te (lak-to-fos-fa'te) (N.F.), emulsion of cod-liver oil with calcium lactophosphate; each dose of 3½ (16.0) contains calcium lactate gr. 7½ (0.5) and phosphoric acid gr. 5 (0.3) in 50 per cent. flavored emulsion of cod-liver oil; alternative and nutrient.

e. o'lei mor'rhus cum cal'cii phosphat'e (fos-fa'te) (N.F.), emulsion of cod-liver oil with calcium phosphate; each dose of 3½ (16.0) contains gr. 7½ (0.5) of the salt in a 50 per cent. flavored emulsion of cod-liver oil; alternative and nutrient.

e. o'lei mor'rhus cum extra'cto mal'ti (N.F.), emulsion of cod-liver oil with extract of malt; each dose of 3½ (16.0) contains 31½ (6.0) of extract of malt in a 50 per cent. emulsion of cod-liver oil made with mangle of dextrin; nutritive and tonic.

e. o'lei mor'rhus cum hypophosphit'ibus (U.S.), emulsion of cod-liver oil with hypophosphites, contains calcium hypophosphite 10, potassium and sodium hypophosphites each 5, in 1000; dose, 31-4 (4.0-16.0).

e. o'lei mor'rhus cum pru'no virginia'na (N.F.), emulsion of cod-liver oil with wild cherry; each dose of 3½ (16.0) contains fluidextract of wild cherry, M15 (1.0), in a 50 per cent. flavored emulsion of cod-liver oil; recommended in phthisis and chronic bronchitis with troublesome cough.

e. o'lei ric'ini (ris'in-i) (N.F.), emulsion of castor oil; a 33½ per cent. emulsion flavored with syrup and vanilla; purgative in dose of 51½ (48.0).

e. o'lei terebin'thina (U.S.), emulsion of oil of turpentine, contains 15 per cent. rectified oil of turpentine; antelmintic in doses of 31-4 (4.0-15.0).

e. o'lei terebin'thinae for'tior (N.F.), stronger emulsion of oil of turpentine, Forbes' emulsion of oil of turpentine; a 50 per cent. emulsion of oil of turpentine made by means of powdered acacia; dose, M30 (15.0).

e. petro'lei (N.F.), emulsion of petroleum; a 25 per cent. emulsion of expressed oil of almond with 5 per cent. of white petrolatum, flavored with syrup and tincture of lemon peel; said to have no therapeutic value.

e. phosphat'icum (N.F.), phosphatic emulsion, phosphatic mixture; each dose of 3½ (16.0) contains diluted phosphoric acid M12 (0.8) and Jamaica rum 31 (4.0) in a 25 per cent. flavored emulsion of cod-liver oil; nutrient.

emunc'tory [L. *emungere*, to blow the nose.] 1. Causing the removal of an excretion or other discharge. 2. An excretory duct.

emunda'tion [L. *emundare*, to clean out.] 1. Cleaning, disinfection. 2. Rectification, purification, especially of crude drugs.

enam'el. The hard glistening substance covering the crown of a tooth, substantia* adamantina.

e. cell, ameloblast, adamantoblast, one of the epithelial cells lining the concavity of an e. germ.

e. col'umn, one of a number of minute, parallel, hexagonal rods, running from the dentine to the surface of the enamel.

e. cu'ticle, Nasmyth's membrane, an extremely thin membrane covering the enamel.

e. fi'ber, e. column. **e. germ**, embryonal e. organ, one of a series of knob-like projections from the under surface of the dental lamina, later becoming bell-shaped and receiving in its hollow the papilla dentis.

e. mem'brane, the internal layer of the e. organ formed by the e. cells.

e. or'gan, e. germ, the cap of enamel

covering the dentine of the developing tooth. **e. prism**, e. column.

enanthem, **enanthe'ma**, pl. *enanthem'ata* [G. *en*, in, + *anithēma*, an efflorescence.] A mucous-membrane eruption, especially one occurring in connection with one of the exanthemata.

enanthem'atous. Relating to an enanthem.

enanthe'sis [G. *en*, in, + *anithēsis*, blossom.] The skin eruption of a general disease, such as scarlatina or typhoid fever.

enanthrope (en'an-thrōp) [G. *en*, in, + *anthrōpos*, man.] A disease originating within the organism, an autoinfection.

enantiobiosis (en-an-ti-o-bi-o'sis) [G. *enantios*, opposite, + *bios*, life, + *-ōsis*.] Existence, in the same medium, of organisms which mutually restrict each other's development.

enantiomor'phic, **enantiomor'phous**. Characterized by enantiomorphism; of similar but contrasted form, as the right and left hands.

enantiomorphism (en-an-ti-o-mor'fiz'm) [G. *enantios*, opposite, + *morphē*, form.] The relation of two objects similar in form, but not superposable, as the two hands, or an object and its mirror-image.

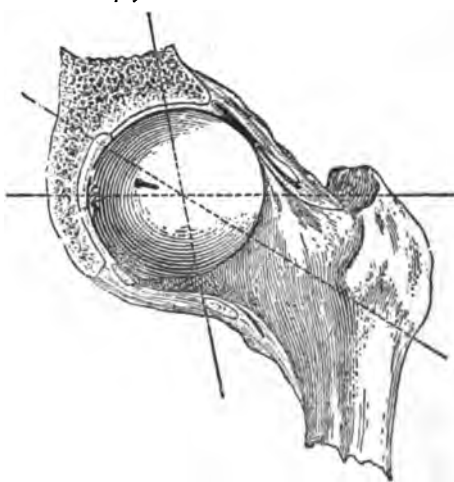
enantiopath'ia. Enantiopathy.

enantiopath'ic. 1. Mutually antagonist.c or antidotal, referring to morbid states. 2. Allopathic.

enantiop'athy [G. *enantios*, opposite, + *pathos*, suffering.] 1. Antipathy, antidotal treatment, a method of treatment which consists in giving a remedy the physiological action of which is to produce symptoms which are the direct opposites of those of the disease in question. 2. Mutual antagonism of two morbid states.

enarthro'dial. Relating to an enarthrosis. **e. joint**, a ball-and-socket joint.

enarthro'sis [G. *en*, in, + *arthrōsis*, joint.] Ball-and-socket joint, a spherical joint in which a more or less extensive sphere on the head of one bone fits into a rounded cavity on the other bone as in the hip-joint.



THE HIP-JOINT, A TYPICAL ENARTHROSIS, OR BALL-AND-SOCKET JOINT: The dotted lines and the pin indicate the principal axes of motion.

encan'this [G. *en*, in, + *kanthos*, canthus.] A minute tumor or excrescence at the inner angle of the eye.

encapsuled (en-kap'suld). Inclosed in a sheath or capsule.

encapsula'tion [L. *in*, in, + *capsula*, capsule.] Enclosure in a capsule or sheath.

encarditis (en-kar-di'(de')tis). Endocarditis.

encephalorrhaphy (en-kat-ar'ra-ft) [G. *enkephalorrhaphiō*, I sew in.] The artificial implantation of an organ or tissue in a part where it does not naturally occur.

enceinte (on-sant') [Fr.] Pregnant.

encellitis, encellitis (en-se-li'(le')tis, en-se-le-i'(e')tis) [G. *en*, in, + *kōilia*, belly.] Inflammation of any of the abdominal viscera.

encephalal'gia [G. *enkephalos*, brain, + *algos*, pain.] Cephalalgia, headache.

enceph'alasthe'nia [G. *enkephalos*, brain, + *asthenia*, weakness.] Psychasthenia, brain-tire.

encephalatrophy'ic. Relating to encephalatrophy.

encephalatrophy [G. *enkephalos*, brain, + *a-* priv. + *trophē*, nourishment.] Atrophy of the brain.

encephalaxe (en-sef-al-awk'se) [G. *enkephalos*, brain, + *auxē*, increase.] Hypertrophy of the brain.

encephale'mia, encephalē'mia [G. *enkephalos*, brain, + *haima*, blood.] Congestion of the brain.

encephal'ic. Relating to the brain, or to the structures within the cranium.

encephalit'ic. Relating to inflammation of the brain.

encephalitis (en-sef-al-i'(e')tis) [G. *enkephalos*, brain, + *-itis*.] Inflammation of the brain.

encephalocoele (en-sef'al-o-sēl) [G. *enkephalos*, brain, + *kēlē*, tumor.] Protrusion of brain substance through a cleft in the skull.

encephalocoele (en-sef'al-o-se'le) [G. *enkephalos*, brain, + *kōilos*, hollow.] 1. The cranial cavity. 2. The cerebral ventricles taken collectively.

enceph'alodial'ysis [G. *enkephalos*, brain, + *dia*, through, + *lysis*, loosening.] Softening of the brain.

enceph'aloid [G. *enkephalos*, brain, + *eidos*, resemblance.] Resembling brain substance; noting a form of carcinoma of brain-like consistence.

enceph'alolith [G. *enkephalos*, brain, + *lithos*, stone.] A concretion in the brain or one of its ventricles, cerebral calculus.

encephalol'ogy [G. *enkephalos*, brain, + *-logia*.] Cerebrology; the branch of medicine dealing with the brain in all its relations.

encephalo'ma. 1. A tumor of brain substance, encephalocoele. 2. An encephaloid carcinoma.

enceph'alomalacia [G. *enkephalos*, brain, + *mala-* *kia*, softness.] Softening of the brain, encephalodialysis.

encephalomeningitis (en-sef'al-o-men-in-ji'(je')tis) [G. *enkephalos*, brain, + *mēnix*, membrane, + *-itis*.] Meningoencephalitis, inflammation of the brain and its membranes.

encephalomeningocoele (en-sef'al-o-nē-nin'go-sēl) [G. *enkephalos*, brain, + *mēnix* (*mēning-*), membrane, + *kēlē*, hernia.] Protrusion of brain substance, covered with the membranes, through a defect in the skull.

encephalomere (en-sef-al-o-mēr) [G. *enkephalos*, brain, + *meros*, a part.] One of the embryonal segments composing the primitive brain.

encephalom'eter [G. *enkephalos*, brain, + *metron*, measure.] An apparatus for indicating on the skull the location of the cortical centers.

encephalomyelic (en-sef'al-o-my-el'ik) [G. *enkephalos*, brain, + *myelon*, marrow.] Relating to both brain and spinal cord, cerebrospinal, encephalorrhachidian.

encephalomyelitis (en-sef-al-o-mi-el-i'(e')tis) [G. *enkephalos*, brain, + *myelon*, marrow, + *-itis*.] Inflammation of the brain and spinal cord.

enceph'alomyelop'athy [G. *enkephalos*, brain, +

myelon, marrow, + *pathos*, suffering.] Any disease of both brain and spinal cord.

enceph'alon [G. *enkephalos*, brain.] The brain, that portion of the cerebrospinal axis contained within the cranium; it comprises the cerebrum, cerebellum, pons, and medulla oblongata.

encephalopath'ia, encephalopathy [G. *enkephalos*, brain, + *pathos*, suffering.] Any disease of the brain. lead e., epileptoid convulsions, delirium, hallucinations, and other cerebral symptoms due to chronic lead poisoning.

enceph'alonarco'sis [G. *enkephalos*, brain, + *narkē*, stupor.] Stupor or coma from brain disease.

enceph'alophy'ma [G. *enkephalos*, brain, + *phyma*, growth.] An intracranial tumor; a brain-tumor.

encephalopyosis (en-sef'al-o-pi-o'sis) [G. *enkephalos*, brain, + *pyōsis*, suppuration.] Purulent inflammation of the brain.

encephalorrhachidian (en-sef'al-o-rak-id'i'an) [G. *enkephalos*, brain, + *rachis*, spine.] Encephalomyelic, cerebrospinal.

enceph'alorrh'a'gia [G. *enkephalos*, brain, + *-rhap-*] Cerebral hemorrhage, apoplexy.

enceph'alosclero'sis [G. *enkephalos*, brain, + *sklērōsis*, hardening.] A sclerosis, or hardening of the brain.

enceph'aloscope [G. *enkephalos*, brain, + *skopō*, I view.] An instrument shaped like an ear speculum, though larger, with a removable obturator; employed in examining the interior of a brain abscess or other cavity through an opening in the skull.

encephalos'copy. Examination of the brain or the cavity of a cerebral abscess by direct inspection.

enceph'alosep'sis [G. *enkephalos*, brain, + *sepsis*, decay.] Septic inflammation of the brain.

encephalo'sis. Any organic disease of the brain.

encephalosp'i'nal. Cerebrospinal.

encephalothlipsis (en-sef'al-o-thlip'sis) [G. *enkephalos*, brain, + *thlipsis*, pressure.] Compression of the brain.

enceph'alotome. An instrument for use in performing encephalotomy.

encephalot'omy [G. *enkephalos*, brain, + *an-* priv. + *temnō*, I cut.] Dissection of the brain.

enchondroma, pl. *enchondromata* (en-kon-dro'mah) [G. *en*, in, + *chondros*, cartilage, + *-ōma*.] Chondroma proper, a cartilaginous growth occurring in parts, such as the glands, lungs, bones, etc., where cartilage does not normally exist.

enchondromatous (en-kon-dro-mā-tus). Relating to or having the elements of enchondroma.

enchondrosarcoma (en-kon-dro-sar-ko'ma). A mixed enchondroma and sarcoma.

enchondrosis (en-kon-dro'sis) [G. *en*, in, + *chondros*, cartilage, + *-ōsis*.] An homologous cartilaginous tumor.

enchylema (en-ki-le'ma) [G. *en*, in, + *chylōs*, juice.] The semifluid, nearly transparent, and homogeneous matter forming the cell sap, or nuclear sap, supported by the linen network and constituting with it the cytoplasm or nucleoplasm.

enchyma (en'ki-mah) [G. an infusion.] The formative and reparative fluid of the cells and tissues elaborated from the chyme.

enchymatous (en-ki-mā-tus). 1. Relating to the enchyma. 2. Distended with secretion, noting the functioning gland-cells.

enclave (on-klav') [Fr.] An enclosure, a detached mass of tissue enclosed in tissue of another kind, seen especially in the case of isolated masses of gland tissue detached from the main gland.

enclit'ic [G. *enklitikos*, leaning on.] Inclined, noting

especially the relation of the planes of the fetal head to those of the pelvis of the mother.

encolpitis (en-kol-pi'(pe')tis). Endocolpitis.

encranial. Endocranial.

encranius [G. *en*, in, + *kranion*, skull.] A form of fetal inclusion in which the parasitic monster lies partly or wholly within the cranial cavity of the autosite.

encysted. Encapsuled, surrounded by a closed membrane.

encystment. 1. The condition of being encysted. 2. A becoming encysted.

endadelphus [G. *en*, in, + *adelphos*, brother.] A double monster in which the parasite is within the body of the autosite.

endangitis, **endangitis** (end-an-je-i'(e')tis, end-an-ji'(e')tis) [G. *endon*, within, + *angeion*, vessel, -*itis*.] Inflammation of the intima or inner coat of a blood-vessel.

endangium [G. *endon*, within, + *angeion*, a vessel.] The intima or inner coat of a blood-vessel.

endaoertitis (end-a-or-ti'(te')tis). Inflammation of the intima, or inner coat, of the aorta.

endarte'rial [G. *endon*, within.] Within an artery; relating to the intima of an artery.

endarteritis (end-ar-te-ri'(re')tis) [G. *endon*, within, + *arteria* -*itis*.] Inflammation of the inner coat of an artery. *e. deformans*, *e. with atheromatous patches and calcareous deposits*. *e. oblit'erans*, obliterating *e.*, an extreme degree of *e. proliferans* closing the lumen of the artery. *e. profl'erans*, chronic *e.* accompanied by a marked increase of fibrous tissue in the intima.

endarterium. The intima, or inner coat, of an artery.

end-body. Complement.

end-brain. Telencephalon.

end-brush. Telodendrion.

end-bulb. Corpusculum bulboideum, a tactile corpuscle in the shape of a minute ovoid body in which a nerve-fibril terminates.

endemia. An endemic disease.

endemia'l. Endemic (1).

endemic [G. *en*, in, + *dēmos*, the people.] 1. Present in a community, noting specifically a disease which prevails more or less continuously in a given region. 2. The constant prevalence of a disease in a community, as distinguished from an epidemic.

endemoe'pidemic (en-dem'o-op-i-dem'ik). Noting a temporary large increase in the number of cases of an endemic disease.

endepidermis (end-ep-i-dur'mis) [G. *endon*, within, + *epi*, upon, + *derma*, skin.] The inner layer of the epidermis, or stratum germinativum.

endermic, **endermatic** (en-dur'mik, en-dur-mat'ik) [G. *en*, in, + *derma* (dermat-), skin.] In or through the skin, noting a form of medication, as byunction, in which a remedy is applied to the surface of the skin and is absorbed, exerting thus its constitutional effects.

endermism (en-dur'mizm). Endermic medication.

endermol. 1. Nicotine salicylate, occurring in white crystals, employed externally in pruritic affections in 0.1 per cent. ointment. 2. An ointment base composed of stearic-acid amide and various hydrocarbons of the paraffin series.

endermosis (en-dur-mo'sis). Any eruptive disease of the mucous membrane.

enderon [G. *en*, in, + *deros*, skin.] The corium; the subepithelial layer of mucous membrane.

enderon'ic. Relating to the enderon.

end'gut. Hindgut, the large intestine and rectum.

end-lobe. The occipital lobe of the brain.

endo- [G. *endon*, within.] A prefix denoting inner or within.

En'do's me'dium. A culture medium of nutrient agar with the addition of 10 per cent. soda solution, milk sugar, alcohol-fuchsin solution, and 10 per cent. sodium sulphite solution; the colon bacillus on this medium gives intensely red colonies, the typhoid and paratyphoid bacilli colorless colonies.

en'doabdom'inal. Within the abdomen.

endoaneurysmorrhaphy (en'do-an-u-riz -mor'ā -ff) [G. *endon*, within, *aneurysma*, aneurysm, + *raphē*, stitching.] The Matas operation for the cure of aneurysm. There are three forms of operation: (1) obliterative, (2) restorative, and (3) reconstructive. The first is applicable to fusiform aneurysms in which there are two or more orifices of supply and in which the parent artery is lost at the seat of aneurysm; in this case the openings into the sac are closed and the sac itself is folded together and sutured so as to secure union of the endothelial surfaces. The second is used in the case of a sacciform aneurysm; here the opening into the sac is closed by sutures without destroying the lumen of the artery, and the sac is then plicated and sutured so as to secure its obliteration. The third operation is applicable in the case of simple, fusiform dilatation of an artery; in this case a catheter is passed into the two openings and the lumen of the artery is reconstructed by suturing the sac around the catheter, the latter being withdrawn before the tying of the last sutures.

endoangitis (en-do-an-ji-i'(e')tis) [G. *endon*, within, + *angeion*, vessel, -*itis*.] Inflammation of the intima of a blood-vessel, endoarteritis, endoplebitis.

endoantitox'in. An antibody contained within a cell and normally not given up to the surrounding plasma during the life of the microorganism.

endo-aortitis (en'do-a-or-ti'(te')tis). Endoaortitis, inflammation of the intima of the aorta.

endoappendicitis (en'do-ap-en-di-si'(se')tis). Simple or catarrhal appendicitis, inflammation limited more or less strictly to the mucous membrane of the vermiform appendix.

endoarteritis (en'do-ar-ter-i'(e')tis). Endarteritis.

endoauscultation (en'do-aws-kul-ta'shun). Auscultation of the thoracic organs, especially the heart, by means of a stethoscopic tube passed into the esophagus.

en'doblast [G. *endon*, within, + *blastos*, germ.] Hypoblast, endoderm, the inner layer of the blastoderm.

endoblas'tic. Relating to the endoblast, hypoblastic.

endobronchitis (en'do-brong-ki'(ke')tis). Simple catarrhal bronchitis.

endocar'diac, **endocar'dial** [G. *endon*, within, + *kardia*, heart.] 1. Within the heart, intracordial. 2. Relating to the endocardium.

endocardi'tic. Relating to endocarditis.

endocarditis (en'do-kar-di'(de')tis) [G. *endon*, within, + *kardia*, heart, -*itis*.] Inflammation of the endocardium, or lining membrane of the heart. It may involve only the membrane covering the valves, *valvular e.*, or the general lining of the chambers of the heart, *mural e.* *e. len'ta* [L. *lentus*, slow, calm], a mild form of *e.*, often associated with the presence of *Streptococcus viridans*. *infect'ious e.*, *infect'ive e.*, malignant *e.*, *malignant e.*, a form of *e.*, usually secondary to suppurative inflammation elsewhere, accompanied by ulceration or vegetations on the valves. *mu'ral e.*, inflammation of the endo-

cardium not confined to the valve segments. **polypous e.**, malignant e. with the formation of pedunculated masses of fibrin, or thrombi, attached to the ulcerated valves. **septic e.**, malignant e. **valvular e.**, inflammation confined to the endocardium of the valve segments. **vegetative e.**, e. associated with the presence of fibrinous clots forming on the ulcerated surfaces of the valves. **verrucous e.**, vegetative e.

endocardium [G. *endon*, within, + *kardia*, heart.]

The serous lining of the cavities of the heart.

endocarp [G. *endon*, within, + *karpos*, fruit.] The indurated, membranous, or fleshy inner portion of the pericarp of a drupe, enclosing the seed.

endocelliac, **endocelliac** (en-do-se'll'-ak) [G. *endon*, within, + *kolla*, cavity, ventricle.] Within one of the body cavities; intracelial.

endocervical (en-do-sur'vi-kl) [G. *endon*, within, + *L. cervix*, neck.] Endotracheal, endotracheal, intracervical; within any cervix, specifically within the cervix uteri.

endocervicitis (en"do-ser-vi-si'(se')tis). Endotracheal, inflammation of the mucous membrane of the cervix uteri.

endochondral (en-do-kon'dral) [G. *endon*, within, + *chondros*, cartilage.] Within a cartilage or cartilaginous tissue.

endochorion (en-do-ko'ri-on). The vascular layer of the allantois on the inner surface of the chorion.

endocolitis (en-do-ko-li'(le')tis) [G. *endon*, within, + *kolon*, colon, + *-itis*.] Simple catarrhal inflammation of the colon.

endocolpitis (en-do-kol-pi'(pe')tis) [G. *endon*, within, + *kolpos*, sinus (vagina), + *-itis*.] Inflammation of the vaginal mucous membrane.

endocomplement. A complement present within the red blood-corpuscle which may combine with a free amboceptor to effect hemolysis.

endocranial [G. *endon*, within, + *kranion*, cranium.] 1. Within the cranium. 2. Relating to the endocranium, or dura mater of the brain.

endocranitis (en-do-kra-ni'(ne')tis). Inflammation of the endocranium, or dura mater of the brain; cerebral pachymeningitis.

endocranium [G. *endon*, within, + *kranion*, cranium.] The lining membrane of the cranium, or dura mater of the brain.

endocrin [G. *endon*, within, + *krinō*, I separate] The internal secretion of a gland.

endocrinous (en-dok'rin-us) [G. *endon*, within, + *krinō*, I separate.] Relating to any internal secretion. **e. glands**, glands, such as the thyroid, the adrenals, etc., which elaborate an internal secretion.

endocritic (en-do-krit'ik). Endocrinous, relating to an internal secretion.

endocystitis (en"do-sis-ti'(te')tis) [G. *endon*, within, + *kystis*, bladder, + *-itis*.] Simple catarrhal inflammation of the mucous membrane of the bladder.

endocyte (en'do-sit) [G. *endon*, within, + *kytos*, a hollow, a cell.] Anything, not belonging to the cell itself, contained in a cell; a cell-inclusion.*

endoderm (en'do-durm) [G. *endon*, within, + *derma*, skin.] Endoblast, hypoblast,* inner layer of the blastoderm.

endodermis (en-do-dur'mis) [G. *endon*, within, + *derma*, skin.] In botany, the bundle-sheath enclosing the vascular bundles of stems and leaves.

endodontitis (en"do-don-ti'(te')tis) [G. *endon*, within, + *odous*(odont-), tooth, + *-itis*.] Inflammation of the pulp of a tooth.

endoenteritis (en"do-en-ter-i'(e')tis) [G. *endon*,

within, + *enteron*, intestine, + *-itis*.] Simple catarrhal enteritis, or inflammation of the mucous membrane of the intestine.

endofaradism. The application of faradic electricity to the interior of any cavity of the body.

endogalvanism. The application of a galvanic current to the interior of any cavity of the body.

endogamy [G. *endon*, within, + *gamos*, marriage] Reproduction by conjugation between sister cells, the descendants of one original cell; pedogamy.

endogas'tric [G. *endon*, within, + *gaster*, stomach] Within the stomach.

endogastritis (en"do-gas-tri'(tre')tis) [G. *endon*, within, + *gaster*, stomach, + *-itis*.] Simple catarrhal gastritis, or inflammation of the mucous membrane of the stomach.

endogenous (en-doj'en-us) [G. *endon*, within, + *gennaō*, I produce.] Originating or produced within the organism or one of its parts. **e. cycle**, non-sexual cycle of hemoprotozoa, occurring in the vertebrate host.

endoglob'ar. Endoglobular. **e. bod'y**, archiplasm.

endoglob'ular [G. *endon*, within, + *globule*.] Within a globular body, specifically within a blood-corpuscle. **e. bod'y**, nucleoid.

endognath'ion [G. *endo*, within, + *gnathos*, jaw] The inner of the two segments constituting the incisive bone; see *mesognathion*.

endogonid'ium. A gonidium formed within a receptacle or cell, as in the yeast-plant.

endointoxication (en"do-in-toks-i-ka'shun). Poisoning by an endogenous toxin.

endolabyrinthitis (en"do-lab-i-rin-thi'(the')tis) [G. *endon*, within, + *labyrinthos*, labyrinth, + *-itis*.] Inflammation of the membranous labyrinth.

endolaryn'geal. Within the larynx.

endolymph, **endolym'pha** [G. *endon*, within, + *L. lympa*, a clear fluid.] The fluid contained within the membranous labyrinth.

endolympha'tic, **endolym'phic**. Relating to the endolymph.

endolysin (en-dol'i-sin) [G. *endon*, within, + *lyssō*, Leucin (a).]

endomastoiditis (en"do-mas-toy-di'(de')tis). Inflammation of the mucous membrane lining the mastoid antrum and mastoid cells.

endometrec'tomy [G. *endon*, within, + *metra*, uterus, + *ektomē*, excision.] Curettage of the mucous membrane of the uterus.

endometritis (en-do-me-tri'(tre')tis) [G. *endon*, within, + *metra*, womb, + *-itis*.] Inflammation of the lining membrane of the uterus. **decidual e.**, inflammation of the decidua mucosa membrane of the gravid uterus. **diphtheritic e.**, inflammation of the uterine mucous membrane, with a dirty brownish exudate, not necessarily due to the presence of the Klebs-Loeffler bacillus. **e. dis'secans**, e. with ulceration and exfoliation of the mucous membrane.

endometrium [G. *endon*, within, + *metra*, uterus] The mucous membrane lining the uterus, the uterine mucosa.

endometry [G. *endon*, within, + *metron*, measure] Measurement of the capacity of a cavity, specifically of the cranial capacity.

endomyocarditis (en-do-mi-o-kar-di'(de')tis) [G. *endon*, within, + *mys*(myo-), muscle, + *kardia*, heart, + *-itis*.] Inflammation of both endocardium and myocardium.

endomysium (en"do-miz'i-um) [G. *endon*, within, + *mys*, muscle.] Loose connective tissue holding together the fibers which constitute one of the primary bundles of muscle.

endonephritis (en-do-nef-ri'(re')tis) [G. *endon*, within, + *nephros*; kidney, + *-itis*.] Pyelitis, inflammation of the pelvis and calyces of the kidney.

endoneuritis (en-do-nu-ri'(re')tis). Inflammation of the endoneurium.

endoneurium (en-do-nu-ri-um) [G. *endon*, within, + *neuron*, nerve.] The connective-tissue support of the individual nerve-fibers in a funiculus.

endoneucleolus [G. *endon*, within.] A minute unstainable spot near the center of a nucleolus.

endoparasite [G. *endon*, within, + *parasitos*.] A parasite living within the body of its host.

endoperiarthritis (en'do-per'i-ar-ter-i'(e')tis) [G. *endon*, within, + *peri*, around, + *artēria*, artery, + *-itis*.] Inflammation of the inner and outer (and all) the coats of an artery.

endopericarditis (en'do-per'i-kar-di'(de')tis) [G. *endon*, within, + *peri*, around, + *kardia*, heart, + *-itis*.] Simultaneous inflammation of the inner and outer membranes of the heart.

endoperimyocarditis (en'do-per'i-mi'o-kar-di'(de')tis) [G. *endon*, within, + *peri*, around, + *mys* (myo-), muscle, + *kardia*, heart, + *-itis*.] Simultaneous inflammation of the heart muscle and of its inner and outer membranes, or endocardium and pericardium.

endoperineuritis (en'do-per'i-nu-ri'(re')tis). Inflammation of both endoneurium and perineurium.

endoperitonitis (en'do-per'i-ton-i'(e')tis). [G. *endon*, within, + *peritonion*, peritoneum, + *-itis*.] Superficial inflammation of the peritoneum.

endophlebitis (en'do-flē-bi'(be')tis) [G. *endon*, within, + *phleps* (phleb-), vein, + *-itis*.] Inflammation of the intima, or lining membrane of a vein.

endophyte (en'do-fit) [G. *endon*, within, + *phyton*, plant.] A plant growing within another plant or an animal.

endoplasm [G. *endon*, within, + *plasma*, anything formed.] The cytoplasm, or mass of cell-substance, as distinguished from the enveloping ectoplasm.

endoplast [G. *endon*, within, + *plastos*, formed.] The nucleus of an ameba or other protozoan.

endoplastic. Entoplastic.

end-organ. The special structure containing the terminal of a nerve-fibril in muscular tissue, skin, mucous membrane, or glands.

endorachis (en-do-ra'kis) [G. *endon*, within, + *rachis*, the spine.] Lining membrane of the spinal canal, spinal dura mater.

endorhinitis (en'do-ri-ni'(ne')tis) [G. *endon*, within, + *rhis* (rhin-), nose, + *-itis*.] Coryza, inflammation of the nasal mucous membrane.

endosalpingitis (en'do-sal-pin-ji'(je')tis) [G. *endon*, within, + *salpinx* (salping-), tube, + *-itis*.] Inflammation of the lining membrane of the Eustachian or of the Fallopian tube.

endosarc [G. *endon*, within, + *sarx* (sark-), flesh.] The endoplasm of a protozoan, entosarc.

endoscope [G. *endon*, within, + *skopeō*, I examine.] An instrument for the examination of the interior of a canal or hollow viscus.

endoscopy [G. *endon*, within, + *skopeō*, I examine.] Examination of the interior of a canal or hollow viscus.

endosepsis [G. *endon*, within, + *sēpsis*, decay.] Autosepticemia.

endoskeleton [G. *endos*, within, + *skeleton*.] The internal bony framework of the body; the skeleton in its usual acceptance, as distinguished from exoskeleton.

endosmometer [endosmosis + G. *metron*, measure.]

A device for determining the rapidity of endosmosis.

endosmosis (en-doz-mo'sis) [G. *endon*, within.] Osmosis in a direction toward the interior of a cavity.

endosmotic. Relating to endosmosis.

endoso'ma [G. *endon*, within, + *sōma*, body.] A hypothetical solution of hemoglobin filling the red blood-cell.

endosperm (en'do-spurm) [G. *endon*, within, + *sperma*, seed.] The albumin of a seed, serving for the nutrition of the embryo.

endospore [G. *endon*, within, + *sporos*, seed.] 1. A spore appearing as an oval or round, strongly refractile, glistening body within the substance of a bacterium. 2. Endosporium.

endosporium. Endospore; in botany, the innermost, cellulose, coat of a spore.

endosteitis, **endostitis** (en'dos-te-i'(e')tis, en'dos-ti'(te')tis) [G. *endon*, within, + *osteon*, bone, + *-itis*.] Inflammation of the endosteum or of the medullary cavity of a bone.

endosteoma [G. *endon*, within, + *osteon*, bone.] A neoplasm in the medullary cavity of a bone.

endostethoscope (en'do-steth-o-skōp) [G. *endon*, within, + *stēthos*, chest, + *skopeō*, I examine.] A tube for passage into the esophagus, used in endoauscultation.*

endosteum [G. *endon*, within, + *osteon*, bone.] Internal periosteum, the membrane covering the surface of bone in the medullary cavity.

endosto'ma. Endosteoma.

endothecium (en'do-the'sl-um) [G. *endon*, within, + *thēkē*, box.] 1. In mosses the central cells in the early stages of formation of the capsule. 2. The substance, or inner portion, of the wall of the anther in a phanerogam.

endothelial. Relating to the endothelium.

endothelioid (en-do-the'll-oyd) [endothelium + G. *eidōs*, resemblance.] Resembling endothelium. e. hab'it, relative smallness of the nucleus as compared with the cytoplasm.

endotheliolysin (en-do-the'll-o'i-sin). Endotheliotoxin.

endothello'ma, pl. *endothelio'mata*, *endothelio'mas*. A tumor originating from the endothelium, or lining cells, of a blood-vessel (*hemangioendothelioma*) or lymphatic (*lymphangioendothelioma*). e. cap'itis, turban tumor, the occurrence of multiple, benign, alveolar endotheliomata or sarcomata, of the size of a nut or larger, on the scalp.

endotheliomyoma (en'do-the'll-o-mi-o'mah) [*endothelium* + G. *mys*, muscle.] A tumor composed of both endothelial and muscular elements.

endotheliomyxo'ma. A myxoma with endothelial elements.

endotheliotox'in. A specific poison found in certain zootoxins which attacks especially the endothelium of the blood-vessels; endotheliolysin.

endothelium [G. *endon*, within, + *thēlē*, nipple.] A layer of flat cells lining serous cavities, blood-vessels, and lymphatics.

endotherm c (en-do-thur'mik) [G. *endon*, within, + *thermē*, heat.] 1. Noting chemical compounds during the formation of which there is absorption of heat. 2. Noting the production of heat within an organism.

endothyreopexy, **endothyropexy** (en-do-thi're-o-pek-sī, en-do-thi'ro-pek-sī). Operative dislocation of the thyroid gland and fixation of the same in the side of the neck.

endotin. A preparation obtained by treating Koch's original tuberculin with xylol, ether, chloroform, and alcohol to free it from admixture

with any other bodies; said to have given good results in advanced tuberculosis.

endotoscope (end-o'-to-sköp) [G. *endon*, within, + *ous* (öt-), ear, + *skopē*, I examine.] A form of ear speculum; otoscope.

endotoxemia (en-'do-toks'i-ko'sis). Poisoning by an endotoxin.

endotoxin [G. *endon*, within.] A toxin elaborated by a microorganism within its substance, and which becomes free only after destruction of the producing agent.

endotracheitis (en-do-tra-ke-i'('e')tis). Inflammation of the mucous membrane of the trachea.

endotracheic (en-do-trä-ke'l'ik) [G. *endon*, within, + *trachēlos*, neck.] Intracervical.

endotrachelitis (en-'do-trak-el-i'('e')tis) [G. *endon*, within, + *trachēlos*, neck, + *-itis*.] Inflammation of the mucous membrane of the cervix uteri, endocervicitis.

endotrachelous (en-do-trak'el-us). Endotracheic, intracervical.

endotrypsin. A ferment, resembling trypsin in action, formed in yeasts.

endovascularitis (en-'do-vas-ku-li'('le')tis) [G. *endon*, within, + L. *vasculum*, a small vessel, + G. *-itis*.] Endangitis.

endovenous [G. *endon*, within, + L. *venosus*, venous.] Intravenous.

end-plate. A series of flattened discs in which terminate the motor nerve-fibrils in muscular tissue.

en'dyma [G. a garment.] Ependyma.

en'ema, pl. *enem'ata* [G.] Clyster, rectal injection, lavement; a fluid injected into the rectum for the purpose of clearing out the bowel, or of administering drugs or food. **analeptic e.**, an e. of a pint of lukewarm water with one-half teaspoonful of table salt. **blind e.**, the introduction into the rectum of a soft rubber tube to facilitate the expulsion of flatus. **pancreatic e.**, see *Leube's enema* and *Dobell's* enema*. **thirst e.**, analeptic e.

epidermic (en-'ep-i-dur'mik) [G. *en*, in, + *epi*, upon, + *derma*, skin.] On the surface of the skin, noting a mode of medication by plasters, ointments, and lotions.

en'ergid [G. *energeia*, energy, + *id*.] The dynamic chromatin in the nucleus, that part which bears the formative, active properties as distinguished from that which transmits the instinctive and other noncreative characteristics.

energometer [energy + G. *metron*, measure.] A form of blood-pressure measuring apparatus.

energy (en-'ur-jl) [G. *energeia*; *en*, in, + *ergon*, work.] Activity; the exertion of power, dynamic force. **conservation of e.**, the principle that the total amount of energy remains always the same, none being lost or created in all the manifold physical processes or in the conversion of one kind of force into another. **e. of posi'tion**, potential e. **kinetic e.**, the e. of motion. **poten'tial e.**, e. at rest, the e. existing in a body, which is not being exerted at the time. **to'tal e.**, the sum of the kinetic and potential energies.

enervat'ion [L. *enervare*; *e-* priv. + *nervus*, nerve.] Failure of nerve force; weakening.

en'esol. Mercury salicylarsenate, an amorphous white powder containing 38.46 per cent. of mercury and 14.4 per cent. of arsenic; employed hypodermically in the treatment of syphilis in doses of 0.15-30 (1.0-2.0) of a 3 per cent. solution.

engas'trius [G. *en*, in, + *gaster*, belly.] A double monster in which the parasite is wholly or partly within the abdomen of the autosite.

Eng'el's alkalim'etry [Rudolph Charles *Engel*, Aka-tian biological chemist, *1850.] To determine the alkalinity of the blood: a diluted specimen of blood is titrated with normal tartaric acid solution until the mixture reddens litmus paper, the degree of alkalinity being determined by the amount of tartaric acid solution necessary to overcome it.

Engelmann's discs (eng'el-mahn) [Theodor Wilhelm *Engelmann*, German physiologist, *1843.] The light transverse bands in a muscle fiber, the *lateral discs*, and the dark line in the center of each, the *intermediate disc* or Krause's membrane.

Enghien-les-Bains, France (ou-gyan'la-ban'). Alkaline-sulphureted-carbonated waters. Cold. Eight springs. Used by drinking and bathing in affections of the respiratory organs, nose, throat, and ear; rheumatism, joint affections, neuritic paresis, sciatica, syphilis, chronic skin diseases, nervous diseases, and diseases of women. May 1 to October 15.

English disease (ing'lish diz-ēz'). Rickets. I. drops, guttae anglicanae.

englobe' [L. *globus*, ball, sphere.] To take in by a spherical body, said of the ingestion of bacteria and other foreign bodies by the phagocytes.

englobement. The process of inclusion by a spherical body, such as a leucocyte.

engorged'. Absolutely filled; distended with fluid; congested; hyperemic.

engorge'ment. Distention with fluid or other material; congestion.

en'gram [G. *en*, in, + *gramma*, mark.] See *memoria hypothesis*.

enhem'atospore, **enhem'atospore** [G. *en*, in, + *haima* (haimat-), blood, + *sporos*, seed.] Enhe-matospore, merozoite.

enhem'ospore, **enhem'ospore**, [G. *en*, in, + *haima*, blood, + *sporos*, seed.] Merozoite.

enkatar'rhaphe. Encatarrhaphy.

enomania, **onomania** (e-'no-ma-ni-ab) [G. *en*, wine, + *mania*, frenzy.] A craving for alcohol.

enophthal'mos, **enophthal'mus** [G. *en*, in, + *ophthal-mos*, eye.] Recession of the eyeball within the orbit.

enorgan'ic [G. *en*, in, + *organon*, organ.] Occurring as an innate characteristic of the organism.

enosimania (eni-o-si-ma-ni-ab) [G. *enosia*, shaking, + *mania*, frenzy.] Extreme and irrational terror.

enosto'sis [G. *en*, in, + *osteon*, bone.] A bony tumor within a bone.

enoxidase (e-noks'i-dās) [G. *oinos*, wine.] An oxidase causing the souring of wines.

ensiform (en'si-form) [L. *ensis*, sword, + *forma*, appearance.] Xiphoid, sword-shaped; noting the cartilaginous process, shaped like a sword-tip, at the lower end of the sternum, the *ensiform* or xiphoid cartilage or process, *metasternum*.

ensisternum (en-si-stur-num) [L. *ensis*, sword.] Ensiform or xiphoid appendix, *metasternum*.

ens morbi [L. the entity of a disease.] The actual nature, the essence or pathology of a disease.

ensom'phalus [G. *en*, in, + *sōma*, body, + *omphalos*, umbilicus.] A twin monster in which the individuals are practically vitally independent, but are united by bands in the abdominal region or side.

entrophe (en'stro-fe) [G. *en*, in, + *strophē*, a turning.] Inversion of a part; entropion.

en'tad [G. *entos*, within, + L. *ad*, to.] Toward the interior.

en'tal [G. *entos*, within.] Relating to the interior, inside.

Entameba, Entamēba (ent-ā-me'bah) [G. *entos*, within, + *amēba*.] A genus or sub-genus including the internal parasitic forms of amoeba. *E. buccalis*, found in the mouth in cases of dental caries. *E. coli*, inhabiting chiefly the upper part of the large intestine. *E. histolytica*, the pathogenic organism of tropical dysentery. *E. undulans*, an organism found in the intestine, consisting of an oval body with undulating membrane.

entāsia, en'tāsis [G. *distention*.] Tonic spasm.

entelēchy (en-tel'e-ki) [G. *entelēchia*, actuality.] Complete development; full realization of any action.

enterādēn [G. *enteron*, intestine, + *adēn*, gland.] An intestinal gland.

enteradenitis (en'ter-ad-en-i'(e')tis) [G. *enteron*, intestine, + *adēn*, gland, + *-itis*.] Inflammation of the intestinal glands.

enteral (en'ter-al). Within the intestine, as distinguished from parental.

enteralgia [G. *enteron*, intestine, + *algos*, pain.] Cramps, colic; severe neuralgic pain in the intestine, accompanied often by spasmodic contraction of the muscular coat.

enterectomy [G. *enteron*, intestine, + *ektomē*, excision.] Resection of a segment of the intestine.

enteroepiplocele (en'ter-ē-pip'lo-sēl) [G. *enteron*, intestine, + *epiploon*, omentum, + *hēlē*, hernia.] A hernia of the omentum as well as of the intestine.

enteric [G. *enterikos*, from *entera*, bowels.] Relating to the intestine.

entericoid (en-ter'i-koyd) [*enteric* (fever) + G. *eidōs*, resemblance.] Resembling typhoid or enteric fever. *e. fe'vus*, a fever, neither paratyphoid nor typhoid, but resembling the latter.

enteritis (en-ter-i'(e')tis) [G. *enteron*, intestine, + *-itis*.] Inflammation of the intestine. **membranous e.**, **mucomembranous e.**, mucous *e. mucus e.*, intestinal myxoneurosis; an affection of the intestinal mucous membrane characterized by constipation or diarrhea, sometimes alternating, colic, and the passage of pseudomembranous shreds or incomplete casts of the intestine. **phlegmonous e.**, severe acute inflammation of the intestine, with walls edematous and infiltrated with pus. **pseudomembranous e.**, mucous *e.*

entero- [G. *enteron*, intestine.] A prefix denoting intestinal.

enteroanastomosis. Intestinal anastomosis.*

enteroapocleisis (en'ter-o-ap'o-klī'sis) [G. *apokleisis*, exclusion.] The shutting out of a segment of the intestine by forming an anastomosis between the parts above and below.

enterobrochia [G. *enteron*, intestine, + *brōsis*, erosion.] Perforation of the intestine.

enterocele (en'ter-o-sēl) [G. *enteron*, intestine, + *hēlē*, hernia.] An intestinal hernia. **par'tial e.**, Richter's hernia, parietal hernia.*

enterocēlia. Enterocœlia.

enterocentesis [G. *enteron*, intestine, + *kentēsis*, puncture.] Puncture of the gut with a hollow needle in order to give exit to gas, or to withdraw fluids distending the bowel.

enterochirurgia (en'ter-o-ki-rur'jī-ah). Intestinal surgery.

enterocholecystostomy (en'ter-o-ko-le-sis-tos'to-mī). Cholecystenterostomy.

enterocholecystotomy (en'ter-o-ko'-le-sis-tot'o-mī). Cholecystenterotomy, incision of both intestine and gall-bladder.

enterocinesis (en'ter-o-sin-e'sī-ah) [G. *enteron*, intestine, + *kinesis*, movement.] Peristalsis.

enterocinet (en'ter-o-sin-et'ik). Relating to or promoting peristalsis.

enteroclysis (en-ter-ok'li-sis) [G. *enteron*, intestine, + *klysis*, a washing out.] A high enema.

Enterococcus proteiformis. A microorganism found in the intestine in health and in disease, being possibly pathogenic; it is pathogenic for mice; it occurs in various forms, as a simple coccus, diplococcus, staphylococcus, tetrad, streptococcus, and bacillus.

enterocœle (en'ter-o-se'le). Enterocœlia.

enterocolia (G. *en-ter-o-se'li-ah*) [G. *enteron*, intestine, + *koilia*, hollow.] The abdominal cavity.

enterocolitis (en-ter-o-ko-li'(le')tis). Inflammation of the mucous membrane of a greater or lesser extent of both small and large intestines.

en'terocolostomy [G. *enteron*, intestine, + *kōlon*, colon, + *stoma*, mouth.] Operation for establishing an artificial opening between the small intestine and some portion of the colon.

en'terocyst [G. *enteron*, intestine, + *kystis*, bladder.] A cyst of the wall of the intestine.

enterocystocele (en'ter-o-sis'to-sēl) [G. *enteron*, intestine, + *kystis*, bladder, + *hēlē*, hernia.] A hernia of both intestine and bladder wall.

enterocystoma. Enterocyst.

enterodyn'ia [G. *enteron*, intestine, + *odynē*, pain.] Enteralgia.

en'teroenterostomy. The establishment of a communication between two non-continuous segments of intestine.

enteroepiplocele (en'ter-o-ē-pip'lo-sēl). Enterepiplocele.

enterogastritis (en'ter-o-gas-tri'(tre')tis). Gastroenteritis.

enterogenous (en-ter-oj'en-us) [G. *enteron*, intestine, + *gennaō*, I produce.] Of intestinal origin.

enterograph (en'ter-o-graf) [G. *enteron*, intestine, + *graphō*, I write.] An instrument designed for making a graphic record of the intestinal movements.

enterography [G. *enteron*, intestine, + *graphō*, I write.] 1. A description of the intestines. 2. The making of a graphic curve delineating the intestinal movements.

enterohepatitis (en'ter-o-hep-ā-ti'(te')tis) [G. *enteron*, intestine, + *hēpar* (*hēpat*), liver, + *-itis*.] Inflammation of both the intestine and the liver.

enterohydrocele (en'ter-o-hi'dro-sēl). Hydrocele in which the sac contains also a loop of intestine.

enterokinase (en'ter-o-kin'āz). An intestinal ferment which converts trypsinogen into trypsin.

enterokinesia (en'ter-o-kin-e'sī-ah). Enterocinesia.

enterokinetic (en'ter-o-kin-et'ik). Enterocinet.

en'terolith [G. *enteron*, intestine, + *lithos*, stone.] An intestinal calculus formed of layers of soaps and earthy phosphates surrounding a nucleus of some hard body such as a fruit-stone or other indigestible substance swallowed.

enterolithiasis. The presence of calculi in the intestine.

enterology [G. *enteron*, intestine, + *-logia*.] The branch of medical science dealing especially with the intestinal tract.

enteromegalia, enteromeg'aly (G. *enteron*, intestine, + *megas* (*megal*-) great.) Abnormal largeness of the intestine, megalenteron.

enteromere (en'ter-o-mēr) [G. *enteron*, intestine, + *meros*, a part.] A segment of the primitive intestine in the embryo.

enteromerocele (en'ter-o-me'ro-sēl) [G. *enteron*, intestine, + *meros*, thigh, + *hēlē*, hernia.] Femoral hernia.

enterom'eter [G. *metron*, measure.] An instrument

- used in measuring the diameter of the intestine preliminary to an anastomosis.
- enteromyco'sis** [G. *enteron*, intestine, + *mykēs*, fungus.] An intestinal disease of bacterial origin.
- en'teron** (G.) The intestine.
- enterop'athy** [G. *enteron*, intestine, + *pathos*, suffering.] An intestinal disease.
- enteropexy** [G. *enteron*, intestine, + *pēxis*, fixation.] Fixation of a segment of the intestine to the abdominal wall.
- enteroplasty** [G. *enteron*, intestine, + *plassō*, I mould.] Plastic surgery of the intestine, such as the closure of perforation, relief of constrictions, etc.
- enteroplex** [G. *enteron*, intestine, + *plexis*, weaving.] An instrument for use in effecting union of the divided ends of the intestine.
- enteroplexy** [G. *enteron*, intestine, + *plexis*, a weaving.] Joining of the divided ends of the intestine.
- enteroproctia** (en'ter-o-prok'shyah) [G. *enteron*, intestine, + *prōktos*, anus.] The presence of an artificial anus.
- enteropto'sia, enteropto'sis** [G. *enteron*, intestine, + *ptōsis*, a falling.] The abnormal descent of the intestines in the abdominal cavity, usually associated with falling of the other viscera in Glénard's disease.
- enteropto'ic**. Relating to or suffering from prolapse of the abdominal viscera. *e. hab'it*, habitus* enteroptoticus.
- enterorrha'gia** [G. *enteron*, intestine, + *-rhagia*.] Intestinal hemorrhage.
- enteror'haphy** [G. *enteron*, intestine, + *rhapḗ*, sewing.] Suture of the intestine in case of perforation as in the operation of anastomosis.
- enteroscope** [G. *enteron*, intestine, + *skopēō*, I examine.] A form of speculum for aid in inspecting the inside of the intestine in operative cases.
- enterosep'sis** [G. *enteron*, intestine, + *sēpsis*, decay.] Autointoxication from decomposition of the intestinal contents.
- enterospasm** [G. *enteron*, intestine, + *spasmos*' convulsion.] Increased, irregular, and painful peristalsis.
- enterostax'is** [G. *enteron*, intestine, + *staxis*, trickling.] Oozing of blood from the mucous membrane of the intestine.
- enterosten'o'sis** [G. *enteron*, intestine, + *stenōsis*, narrowing.] Narrowing of the lumen of the intestine.
- enteros'tomy** [G. *enteron*, intestine, + *stoma*, mouth.] The establishment of an artificial anus, or fistula into the intestine through the abdominal wall.
- en'terotome** [G. *enteron*, intestine, + *tomē*, a cutting.] An instrument for incising the intestine, especially in the operation for artificial anus.
- enterot'omy**. Incision into the intestine.
- enterotox'in**. A cytotoxin specific for the cells of the mucous membrane of the intestine.
- enterotox'iam**. Autointoxication from intestinal decomposition, enterosepsis.
- enterozo'ic**. Relating to an enterozoon, or animal parasite inhabiting the lumen of the intestine.
- enterozoon** (en'ter-o-zo'on) [G. *enteron*, intestine, + *zōon*, animal.] An animal parasite in the intestine.
- entheoma'nia** [G. *entheos*, inspired, + *mania*, frenzy.] Religious insanity.
- en'thesia** [G. *en*, in, + *thesis*, a deposit.] The insertion of metallic or other non-vital material to take the place of lost tissue.
- enthet'ic**. 1. Relating to enthesia. 2. Exogenous.
- en'thlasis** [G. a dent.] Depressed fracture of the skull.
- entire** [L. *integer*, whole.] Smooth and continuous without indentations or projections; noting the margin of a leaf or of a bacterial colony.
- ent'ris** (ent-i'ris) [G. *entos*, inside, + *trīs*.] The pigmentary layer of the iris.
- en'tity** [L. *ens*, being; *esse*, to be.] An independent thing; that which contains in itself all the conditions essential to individuality; that which forms of itself a complete whole.
- en'toblast** [G. *entos*, within, + *blastos*, germ.] 1. Endoblast, hypoblast. 2. A nucleolus.
- entocelae** (en'to-sēl) [G. *entos*, within, + *kēlē*, hernia.] Inward displacement of a part.
- entochorioides** (en'to-ko-ri-o-id'e-ah) [G. *entos*, within, + *chorioidēs*, chorioid.] The inner layer of the chorioid coat of the eye.
- entocine'rea** [G. *entos*, within, + L. *cinereus*, ashen.] The internal gray matter of the nerve-centers especially of the brain.
- entoco'nid** [G. *entos*, inside, + *kōnos*, cone.] The inner posterior cusp of a lower molar tooth.
- entocor'nea** [G. *entos*, within.] The inner or posterior lining membrane of the cornea, Descemet's membrane.
- en'tocra'nial, en'tocra'nium**. Endocranial, endocranium.
- entocuneiform** (en-to-ku'ne-i-form). The inner or first cuneiform bone of the tarsus.
- entocyte** (en'to-sit) [G. *entos*, within, + *kytos*, hollow (cell).] The interior part of a cell, enclosed within the ectoplasm; endoplasm.
- entoderm** (en'to-durm) [G. *entos*, inside, + *derma*, skin.] The inner layer of cells split off from the inner cell-mass of the blastocyst, the hypoblast.
- entoectad** (en-to-ek'tad) [G. *entos*, within, + *ektes*, without, + L. *ad*, to.] From within outward.
- entomion** (ent-o'mi-on) [G. *entomē*, notch.] The tip of the mastoid angle of the parietal bone.
- entomoph'lous** [G. *entomon*, insect, + *philos*, fond.] Noting flowers pollinated by the agency of bees and other insects.
- entophyte** (en'to-ft) [G. *entos*, within, + *phyton*, plant.] Endophyte.
- entoplasm** [G. *entos*, within, + *plasma*.] The inner and more fluid portion of the cellular protoplasm.
- entoplas'tic**. 1. Relating to the entoplasm. 2. Possessing an internal formative power.
- entop'tic** [G. *entos*, within, + *optikos*, relating to vision.] Within the eyeball.
- entoptos'copy** [G. *entos*, within, + *optos*, visible, + *skopēō*, I view.] 1. Examination of the interior of the eyeball. 2. Autocopy of the eye, auto-ophthalmoscopy.
- entoret'ina** [G. *entos*, within.] The internal layer of the retina, Henle's nervous layer.
- en'tosarc** [G. *entos*, within, + *sark*(sark-), flesh.] Endosarc, the cytoplasm of a protozoan.
- entos'thoblast** [G. *entosithen*, from within, + *blastos*, germ.] Entoblast; the hypothetical nucleus of the nucleolus.
- ento'tic** [G. *entos*, within, + *ous*(ōs-), ear.] Within the ear.
- entozo'on** [G. *entos*, within, + *zōon*, animal.] An animal parasite the habitat of which is any of the internal organs or tissues.
- entro'pion, entro'pium** [G. *en*, in, + *trōpē*, a turning.] An infolding of the margin of an eyelid.
- entro'pionize**. To invert a part.
- entypy** (en'ti-pi) [G. *entypos*, impressed.] A drawing or pushing inward. *e. of the germ'inal area*, a condition, occurring in the development of man.

mammals, in which the germinal layer is inverted and the cavity does not open on the surface of the blastocyst, but remains roofed in by the trophoblast.

enucleate (e-nu'kle-ät). 1. To remove entire, shell out like a nut. 2. To destroy or remove the nucleus (of a cell).

enucleation (e-nu-kle-a'shun) [L. *enucleare*, to remove the kernel of a nut.] 1. The removal of a tumor or other body (such as the eyeball) entire, without rupture, as one shells out the kernel of a nut. 2. The removal or destruction of the nucleus of a cell.

enule. Trade name of a special form of suppository, wrapped in tinfoil, containing one of a number of drugs in specified doses, or predigested meat.

enuresis. Involuntary passage of urine.

enzootic (en-zo-ot'ik) [G. *en*, in, + *zōon*, animal.] Noting a disease of animals which is indigenous to a certain locality, analogous to an endemic disease among men.

ozygote [G. *zis*(*en*), one, + *zygote*.] Derived from a single fertilized ovum, noting certain twins.

enzyme (en'zim) [G. *en*, in, + *symē*, leaven.] An organic substance of colloid structure, secreted by the body cells, which acts as a ferment, inducing chemical changes in other substances by catalysis, itself remaining apparently unchanged in the process. An effort has been made to introduce order in the nomenclature of the enzymes by calling each after the name of the body upon which it acts, adding the termination *-ase*. **astolytic e.**, an e. formed in the tissues which is capable of transforming tissue constituents into characteristic cleavage products. **clott'ing e.**, coagulose. **deam'idizing e.**, one which decomposes the amino-acids into ammonia compounds. **inhibitory e.**, anti-enzyme. **oxidat'ion e.**, oxidase. **red'cing e.**, one which has the property of withdrawing oxygen, as, for example, causing the production of hydrogen sulphide in the presence of sulphur and water; reductase.

zymic. Relating to an enzyme.

zymosis. The chemical changes in organic matter caused by the action of an enzyme.

eosin [G. *ēōs*, dawn.] Tetrabromfluorescein, C₂₀H₆Br₄O₅, a coal-tar product employed as a dye, in the form of its potassium salt, *soluble eosin*; the latter is a bronze-colored powder, forming in water a red solution with green fluorescence; used as a stain in histology and bacteriology.

eosin-body. A pink-staining (Giemsa) area, the seat of flagellum formation, in the body of *Herpomorus donovani* in the bedbug cycle.

eosinoblast (e-o-sin'o-blast). Myeloblast.

eosinophil (e-o-sin'o-pe'nī-ah) [eosino(phil) + G. *philia*, poverty.] The presence of eosinophil cells in abnormally small number in the peripheral blood stream.

eosinophil, eosinophile (e-o-sin'o-fil, e-o-sin'o-fil) [Latin + G. *philos*, fond.] 1. Eosinophilic. 2. A cell or other element, especially a leucocyte, which stains readily with eosin.

eosinophil'ia. A form of relative leucocytosis in which the main increase is in the eosinophils.

eosinophil'ic, eosinophil'ous. Eosinophil (1); staining readily with eosin dyes; oxyphilic, acidophilic (eosin being an acid dye).

eosinotactic (e-o-sin-o-tak'tik) [eosino(phil) + G. *taktikos*, in orderly arrangement.] Exerting a force of attraction or repulsion on eosinophilic cells.

creosote (e'o-sōt). Creosote valerianate.

epac'tal [G. *epakios*, imported, added to.] Super-numerary. **e. bones**, sutural or Wormian bones.

eparsal'gia. Epersalgia.

eparte'rial [G. *epi*, upon, + *artēria*, artery.] Upon or over an artery, noting the first branch of the right bronchus which is placed above the right pulmonary artery.

epax'ial [G. *epi*, upon, + *axis*.] Above or behind any axis, such as the spinal axis or the axis of a limb.

epen'cephal. Epencephalon.

epencephal'ic. Relating to the epencephalon; occipital.

epenceph'alon [G. *epi*, upon, + *enkephalos*, brain.] The metencephalon, the anterior division of the third cerebral vesicle or rhombencephalon; the cerebellum and pons Varolii, or these and the medulla as well.

ependyma (ep-en-di-mah) [G. *ependyma*, an outer garment.] The membrane lining the central canal of the spinal cord and the central ventricles. **e. lay'er**, an inner layer of undifferentiated cells next to the cavity of the tube, formed during the stratification of the medullary tube, and persisting throughout life.

epen'dymal. Relating to the ependyma. **e. lay'er**, ependyma layer.

ependymitis (ep-en-de-mi'(me'tis). Inflammation of the lining membrane of the ventricles of the brain.

ependymo'ma. A cystic growth in a glioma or in the gray matter of the brain, arising from a fetal inclusion of ependymal tissue.

epersalgia (ep-ur-sal'ji-ah) [G. *epairō*, I lift up, + *algos*, pain.] Pain and soreness from over-use or unaccustomed use of a part, as a joint or muscle.

ephe'bic [G. *ephēbikos*, relating to youth.] Relating to the period of puberty or to a youth; pubertal.

ephebology (ē-fe-bol'o-jī) [G. *ephēbos*, puberty, + *-logia*.] The branch of science relating to the morphological and other changes incidental to puberty.

Eph'edra [G. *epi*, upon, + *hedra*, seat.] A genus of shrubs of the family *Gentianaceae*, the most important species of which, medically, is *E. antisiphilitica*, mountain rush, tepopote, teamster's tea, Mormon tea; the stems of this shrub of the southeastern U. S. and Mexico have enjoyed a popular reputation in the treatment of gonorrhea and syphilis in doses of 3i-2 (4.0-8.0) of a fluidextract.

ephedrin (ef'e-drin). A glucosidal tannin, occurring in the form of a reddish powder, obtained from *Ephedra antisiphilitica*.

ephedrine (ef'e-dren). An alkaloid from the leaves of *Ephedra helvetica*, employed as a mydriatic in place of atropine by instillation of m1-2(0.06-0.13) of a 10 per cent. aqueous solution.

ephe'lis, pl. *epelides* (ef-e'li-déz) [G.] Lentigo, a freckle.

ephemeral (ē-fem'er-al) [G. *epi*, upon, + *hēmera*, day.] Lasting a day, more or less; of brief duration. **e. fe'ver**, a mild fever of very brief duration.

ephidrosis (ef'i-dro'sis) [G.] Moderate sweating; also (incorrectly) excessive or critical sweating, as in pneumonia.

ep'iblast [G. *epi*, upon, + *blastos*, germ.] The outer layer of the blastoderm, the ectoderm; from it are developed the common integument and the external parts of the special sense organs.

epiblas'tic. Relating to the epiblast.

epibole, epiboly (ē-pib'o-le). The inclusion of the hypoblast within the epiblast by reason of the more rapid growth of the latter, rather than by a process of invagination, or emboly.

epibul'bar. Upon a bulb of any kind, specifically upon the eyeball.

epican'thus [G. *epi*, upon, + *kanthos*, canthus.] A fold of skin extending from the root of the nose to the inner termination of the eyebrow, overlapping the inner canthus; its presence is normal in the Mongolian.

epicar'dium [G. *epi*, upon, + *kardia*, heart.] The visceral layer of the pericardium, that immediately enveloping the heart.

epic'arin. Oxynaphthylortho-oxytoluylic acid; a colorless crystalline powder, employed as a parasiticide and in various skin diseases in the form of a 10 per cent. solution or 10 to 20 per cent. ointment.

ep'icarp [G. *epi*, upon, + *karpos*, fruit.] In botany, the enveloping layer of the pericarp of a fruit.

ep'icele. Epicolia.

epichlorhydrin (ep-I-klor-hi'drin). A colorless liquid obtained by heating sodium hydroxide with 2 parts of dichlorhydrin; a solvent for resins used in the manufacture of lacquers.

epichordal (ep-I-kor'dal). On the dorsal side of the notochord, especially its cranial extremity.

epico'e'lia [G. *epi*, upon, + *koi'lia*, ventricle.] The fourth ventricle of the brain.

epic'omus [G. *epi*, upon, + *komē*, hair of the head.] A twin monster joined at the occiput.

epicondylalgia (ep-'I-kon-'di-lal'ji-ah) [G. *algos*, pain.] Pain in an epicondyle of the humerus or in the tendons or muscles attached thereto.

epicon'dyle (ep-I-kon'dil) [G. *epi*, upon, + *kondylos*, condyle.] A projection from a long bone near the articular extremity above or upon the condyle; see *epicondylus*.

epicon'dyl'ic. Relating to an epicondyle or to the part above a condyle. **e. ridges**, the two borders separating the anterior and posterior surfaces of the humerus, running up from the condyles; the external (*margo lateralis*) gives attachment to the brachioradialis and extensor carpi radialis longior muscles, the internal (*margo medialis*), as well as the external, gives attachment to the intermuscular septa.

epicon'dylus. Epicondyle. **e. latera'lis** [BNA], lateral epicondyle, (a) external condyle of the humerus; (b) outer tuberosity of the femur. **e. media'lis** [BNA], medial epicondyle, (a) internal condyle of the humerus; (b) inner tuberosity of the femur.

epicor'acid. Upon or above the coracoid process.

epicra'nium [G. *epi*, upon, + *kranion*, skull.] The scalp, galea capitis; the muscle, aponeurosis, and skin covering the cranium.

epicra'nus. Musculus* epicranus.

epicrisis (ep-I-kri'sis). A secondary crisis; a crisis terminating a recrudescence of morbid symptoms following a primary crisis.

epicrit'ic [G. *epikritikos*, pronouncing judgment upon.] Noting a set or system of sensory nerve-fibers, supplying the skin, by means of which one is enabled to appreciate the finer degrees of the sensations of touch, pain, and temperature and to localize the same; distinguished from *protopathic*.*

epicystitis (ep-I-sis-ti'(te'tis). Inflammation of the cellular tissue above the bladder.

epicystot'omy [G. *epi*, on, + *kystis*, bladder, + *tomē*, incision.] Suprapubic cystotomy; opening into the bladder through an incision above the symphysis pubis.

ep'icyte [G. *epi*, upon, + *kytos*, cell.] 1. An epithelial cell. 2. A cell-membrane.

epicyto'ma [G. *epi*, upon, + *kytos*, cell, + *-ōma*.]

Epithelial-cell carcinoma, malignant epithelioma.

epidem'ic [G. *epi*, upon, + *dēmos*, the people.] 1. Noting a disease attacking nearly simultaneously a large number of people in a community, it is distinguished from endemic in that the disease is not indigenous or continuously present but has been introduced from without. 2. The extensive prevalence in a community of a disease brought from without, or a temporary increase in number of cases of an endemic disease.

epidemicity (ep-I-dem-is'i-ti). The state of prevailing in epidemic form.

epidemiog'raphy [G. *epidēmios*, epidemic, + *graphō*, a writing.] A descriptive treatise of epidemic diseases or of any particular epidemic.

epidemiol'ogy [G. *epidēmios*, epidemic, + *-logia*.] The science of epidemics and epidemic diseases.

epidermal, **epidermic** (ep-I-dur'mal, ep-I-dur'mik). Relating to the epidermis. **e. meth'od**, the application of remedies to the surface of the skin in order to obtain their constitutional effects.

epidermidiza'tion. Epidermization.

epidermido'sis. Epidermosis.

epider'min. 1. A protective used in surgical dressings in place of collodion, made of white wax, acacia, glycerin, and water. 2. An ointment base composed of difluorophenyl and fluorxylylene.

epider'mis [G. *epi*, upon, + *derma*, skin.] Scarskin, cuticle, the outer epithelial portion of the skin; it consists of five layers or strata, called from without inward, *stratum corneum* or horny layer, *stratum lucidum* or clear layer, *stratum granulosum* or granular layer, *stratum mucosum* or mucous layer, and *stratum germinativum* or germinative layer; by some histologists the last two layers are regarded as one, called either *stratum germinativum* [BNA] or *stratum mucosum*.

epidermiza'tion. 1. Skin grafting. 2. The conversion of cells of the deeper, mucous or germinative, layer into those of the outer, horny, layer of the epidermis.

epider'moid, **[epidermis + G. eidos, appearance]** 1. Resembling epidermis. 2. A cholesteatoma or other tumor arising from aberrant epidermic cells.

epider'mol'ysis [*epidermis* + *lysis*, loosening.] A condition in which the epidermis is loosely attached to the corium, readily exfoliating or forming blisters. **e. bullo'sa**, acantholysis bullosa, a condition of the skin, hereditary in origin, in which large bullæ are produced by slight mechanical irritation.

Epidermoph'yton [*epidermis* + G. *phyton*, plant.] A genus of fungi, separated by Sabouraud from *Trichophyton* on the ground that it never invades the hair-follicles; the cause of tinea cruris or dhobie itch.

epidermo'sis. A skin disease affecting chiefly or exclusively the epidermis.

epidid'ymal. Relating to the epididymis.

epididymec'tomy [G. *ektomē*, excision.] Operative removal of the epididymis.

epidid'ymis, gen. *epididym'idis* [G. *epi*, upon, + *didymos*, twin (testis).] The first, convoluted, portion of the excretory duct of the testis, passing from above downward along the posterior border of this gland; at the lower extremity of the testis it turns upward and gradually merges into the ductus deferens; the first portion is called the head (*caput*) or globus major, the lower end the tail (*cauda*) or globus minor.

epididymitis (ep-I-did-I-mi'(me')tis). Inflammation of the epididymis.

epididymo-orchitis (ep-I-did-I-mo-or-ki'(ke')tis). Simultaneous inflammation of both epididymis and testis.

epididymovasostomy (ep-I-did'I-mo-vas-os'to-mi). The formation of an anastomosis between the epididymis and the vas deferens in case of an obstruction in the latter.

epidural. Upon the dura mater.

epifolliculitis (ep-I-fol-ik-u-li'(le')tis) [G. *epi*, upon, + L. *folliculus*, follicle, + G. *-itis*.] Folliculitis.

epig'm'a [G. *epi*, upon, + *gaia*, *gē*, earth.] The leaves of *Epigaea repens* or trailing arbutus or mayflower; diuretic, like uva ursi, in doses of 3j-i (2.0-4.0) of a fluidextract.

epigas'ter [G. *epi*, upon, + *gaster*, belly.] The hind-gut, the primitive large intestine.

epigastral'gia [*epigastrium* + G. *algos*, pain.] Pain in the epigastric region.

epigas'tric. Relating to the epigastrium. **e. foss'a**, (1) urachal fossa; (2) the depression at the epigastrium at the tip of the xiphoid cartilage of the sternum. **e. re'gion**, see under *abdominal*. **e. voice**, the delusion of a voice proceeding from the epigastrium.

epigas'trium [G. *epigastriōn*.] The epigastric region, pt of the stomach, scrobiculus cordis; the upper central region of the abdomen, see cut under *abdominal*.

epigas'trus. A twin monster, the parasite being small and incomplete and attached to the autosome in the epigastric region.

epigastrocele (ep-I-gas'tro-sēl) [G. *kēlē*, hernia.] A hernia in the epigastric region.

epigas'tro'r'haphy [G. *rhap'hē*, stitching.] Suture of a wound of the abdominal wall in the epigastric region.

epigenesis (ep-I-jen'e-sis) [G. *epi*, upon, + *genesis*, generation.] 1. The theory that the embryo is created by the parents jointly and is not developed from preexisting cells. 2. The Harveian theory that the embryo is built up gradually by the addition of one part after another in a definite sequence; opposed to the theory of *evolution*. 3. The growth and differentiation of a single ovum. 4. A new symptom, not antagonistic to those already present, developing in the course of a disease.

epigenetic (ep'I-jen-et'ik). Relating to epigenesis in any sense.

epiglottid'e'an. Relating to the epiglottis.

epiglottitis (ep-I-glot-id-i'(e')tis). Inflammation of the epiglottis, epiglottitis.

epiglottis [G. *epi*, upon, + *glōttis*, the opening into the larynx.] A saddle-shaped plate of cartilage, covered with mucous membrane, at the root of the tongue, which folds back over the aperture of the larynx, closing it, during the act of swallowing. **cush'ion of the e.**, tuberculum epiglotticum. **de'pres'sor of the e.**, fibers of the musculus thyroepiglotticus attached to the epiglottis. **fre'n'um of the e.**, one of the glosso-epiglottic ligaments, or mucous-membrane folds passing from the tongue to the epiglottis.

epiglottitis (ep-I-glot-i'(e')tis). Epiglottiditis.

epig'nathus [G. *epi*, upon, + *gnathos*, jaw.] An incomplete parasitic monster attached to the mandible of the autosome.

epiguanin (ep'I-gwan-in). A purin body, C₁₀H₁₂N₄O, found sometimes in the urine; it resembles guanine in its properties.

epigynous (ē-pi'jī'n-us) [G. *epi*, upon, + *gynē*, woman.] Noting a flower the various parts of which are inserted on the top of the ovary.

epihyal (ep-I-hi'al). Relating to the hyoid arch. **e. bone**, an ossified e. ligament. **e. lig'ament**, a ligament extending from the styloid process of the temporal bone to the lesser cornu of the hyoid bone.

epihy'oid. Upon the hyoid bone, noting certain accessory thyroid glands lying above the geniohyoid muscle.

epilamell'ar. Upon or above a basement membrane.

epilate (ep-I-lāt) [L. *e*, out, + *pilus*, a hair.] To extract a hair; to remove the hair from a part by forcible extraction, electrolysis, or loosening at the root by chemical means; depilate.

epila'tion. Pulling out the hairs, depilation.

epil'atory. Depilatory.

epilem'm'a [G. *epi*, upon, + *lemma*, husk.] The neurilemma of the terminal nerve fibrils.

epilepidoma (ep-I-lep-I-do'mah) [G. *epi*, upon, + *lepis* (*lepid-*), rind, + *-ōma*.] A tumor due to hyperplasia of tissue derived from the true epiblast. **atyp'ical e.**, squamous epithelioma, dermal glandular carcinoma. **typ'ical e.**, dermal papilloma or adenoma.

epilep'sia [G.] Epilepsy. **e. gra'vior**, haut mal, typical epilepsy with well marked convulsions. **e. larva'ta**, latent epilepsy. **e. mi'tior**, petit mal, abortive epilepsy, latent epilepsy. **e. tardi'va**, delayed epilepsy.

ep'ilepsy [G. *epilēpsia*.] A chronic functional nervous disorder, characterized by attacks of unconsciousness or convulsions or both, and associated, in the later stages, usually with mental disturbance. **ab'ortive e.**, petit mal, a form in which the attacks are of very short duration, sometimes only three or four seconds. **accel'orative e.**, procursive e. **cor'tical e.**, Jacksonian e., focal e. **delayed e.**, e. coming on at puberty or later, even at the other extreme of sexual life. **fo'cal e.**, cortical e., Jacksonian e. **idiopath'ic e.**, typical e. occurring without any evident cause. **Jacks'o'nian e.**, cortical or focal symptomatic e. in which the convulsions are not general, but confined more or less strictly to certain groups of muscles. **laryn'geal e.**, laryngeal vertigo. **la'tent e.**, masked e., petit mal, a form in which the attack is of short duration, with very slight convulsive movements. **matu'tinal e.**, a form in which the attack occurs in the morning when the patient awakes. **myoc'lonus e.**, a form associated with degenerative myoclonia. **noctur'nal e.**, a form in which the attacks occur during sleep, often unknown to the patient or made evident later only by the bitten tongue. **periph'eral e.**, reflex e. **pleu'ral e.**, convulsions following irrigation of the pleural cavity. **procu'r'sive e.**, a form in which a minor attack (petit mal) is marked by the patient turning around two or three times, or running a short distance. **psy'chic e.**, (1) the occurrence of attacks of maniacal excitement, coming on alone or following minor attacks (petit mal); (2) somnambule e. (3) epileptoid convulsions of a purely mental origin—epilepsy due to suggestion or psychic contagion. **re'flex e.**, a form in which the attacks are excited by some peripheral irritation. **ret'inal e.**, a mild form in which the most striking symptom is a temporary blindness. **sen'sory e.**, thalamic e. **sleep e.**, narcolepsy. **somnam'bulic e.**, petit mal, followed by a state resembling somnambulism in which the patient performs complicated acts naturally and well but of which he has no subsequent remembrance. **spi'nal e.**, convulsions occurring in the course of lateral spinal sclerosis.

symptomat'ic e., a form of *e.* due to obvious brain disease; Jacksonian *e.* **tar'dy e.**, delayed *e.* **thalam'ic e.**, sensory *e.*, attacks of temporary mental disturbance marked by delusions of sensation.

epilep'tic. 1. Relating to or suffering from epilepsy. 2. A sufferer from epilepsy.

epilep'tiform [G. *epilēpsis*, epilepsy, + L. *forma*, form.] Epileptoid.

epileptogenic, epileptogenous (ep-llep-to-jen'ik, ep-llep-toj'en-us) [G. *epilēpsis*, epilepsy, + *gennaō*, I produce.] Causing epilepsy.

epilep'toid [G. *epilēpsis*, epilepsy, + *eidos*, resemblance.] 1. Resembling epilepsy, epileptiform; noting certain convulsions, especially of hysterical nature. 2. An epileptic degenerate.

epimandib'ular [G. *epi*, upon, + L. *mandibulum*, mandible.] Upon the lower jaw.

epime'rite [G. *epi*, upon, + *meris*, part.] The attaching organ of a cephalont.

epimysium (ep-l-miz'ūm) [G. *epi*, upon, + *mys*, muscle.] The fibrous envelope surrounding a secondary bundle of muscular tissue.

ep'inasty [G. *epi*, upon, + *nasios*, pressed close.] In botany, noting a condition of more vigorous growth on the upper than on the under surface, causing a downward curvature.

epineph'rin [G. *epinephros*.] Trade name of a preparation of the suprarenal gland; astringent and hemostatic. *e. hy'drate*, adren.

epinephritis (ep-l-nē-fri'(re')tis) [G. *epi*, upon, + *nephros*, kidney, + *-itis*.] Inflammation of the suprarenal gland.

epinephro'ma [G. *epi*, upon, + *nephros*, kidney, + *-oma*.] Hypernephroma.

epineph'ros [G. *epi*, upon, + *nephros*, kidney.] Suprarenal gland.

epineural (ep-l-nū'ral). On a neural arch.

epineurial (ep-l-nū'ri-al). Relating to the epineurium.

epineurium (ep-l-nū'ri-um) [G. *epi*, upon, + *neuron*, nerve.] The connective tissue surrounding a nerve-trunk and binding together the funiculi; it contains the blood-vessels and lymphatics and usually more or less fat.

ep'inine. Trade name of a synthetic drug, dihydroxyphenylethylmethylamine, said to possess the physiological action of suprarenal extract.

epionychium (ep-l-ō-nik'ūm). Eponychium.

ep'iosin. A colorless crystalline powder, $C_{16}H_{13}N_3$; hypnotic in doses of gr. $1-1\frac{1}{2}$ (0.06-0.1).

epio'tic [G. *epi*, upon, + *ous(ōl)*, ear.] Above the ear, noting a bone in certain animals, and also a mastoid center of ossification.

epipas'tic [G. *epipassō*, I sprinkle over.] Noting a dusting powder.

epipharynx [G. *epi*, on, over, + *pharynx*.] Rhinopharynx.

epiphenom'enon [G. *epi*, upon, + *phainomenon*, phenomenon.] A symptom appearing during the course of a disease, which is not of usual occurrence and not necessarily associated with the disease.

epiph'ora [G. a defluxion.] Watery eye, an overflow of tears upon the cheek, due to narrowing of any part of the tear-conducting apparatus, or to an excessive secretion of tears.

epiphyseal, epiphysial (ep-l-fiz'ū-al) Relating to an epiphysis.

epiphyseolysis (ep-l-fiz-e-ol'ī-sis) [G. *lysis*, loosening.] Loosening or separation of an epiphysis from the shaft of a bone.

epiph'ysis [G. *epi*, upon, + *physis*, growth.] 1. A part of a long bone developed from a center

of ossification distinct from that of the shaft and separated at first from the latter by a layer of cartilage. 2. The pineal body or conarium, corpus* pineale [BNA]. *e. cer'eal*, epiphysis (2).

epiphysitis (ep-l'fi-si'(se')tis). Inflammation of an epiphysis.

epiphyte (ep-l'fit) [G. *epi*, upon, + *phyton*, plant.] 1. A plant growing upon another, but not parasitic, i.e. not nourished by the plant upon which it grows. 2. A parasitic fungus on the skin.

epipi'al. On the pia mater.

epiplocele (ē-pip'lō-sēl) [G. *epiploon*, omentum, + *kēlē*, hernia.] Hernia of the omentum.

epiplo'ic. Omental, relating to the epiploon, or omentum.

epiploitis (ep-l-plo-i'(e')tis). Inflammation of the epiploon, or great omentum.

epiploerocele (ep'l-plo-me'ro-sēl) [G. *epiploon*, omentum, + *mēros*, thigh, + *kēlē*, hernia.] A femoral hernia containing omentum.

epioplomphalocoele (ep-l-plom'fal-o-sēl) [G. *epiploon*, omentum, + *omphalos*, umbilicus, + *kēlē*, hernia.] An umbilical hernia containing omentum.

epiploon (ep-ip'lō-on) [G.] Omentum, specifically the great omentum.

epip'loxy [G. *epiploon*, omentum, + *ptōxis*, fixation.] Suture of the great omentum to the parietal peritoneum as a means of removing ascitic fluid, in cirrhosis of the liver, by establishing a collateral circulation; Talma's operation.

epiolor'haphy [G. *epiploon*, omentum, + *rhaphē*, stitching.] Epiploxy.

epiploscheocoele (ep-l-plos'ke-o-sēl) [G. *epiploon*, omentum, + *oscheon*, scrotum, + *kēlē*, hernia.] Scrotal hernia containing omentum.

epipter'ic [G. *epi*, at, near, + *pteron*.] In the neighborhood of the pterion. *e. bones*, Wormian bones near the pterion.

epipy'gus [G. *epi*, upon, + *pygē*, buttocks.] A twin monster in which the incomplete parasite is attached to the buttock of the autosite.

episar'cin. A purin base having the formula $C_4H_4N_2O$.

episcle'ra [G. *epi*, upon, + *sklēros*, hard.] The connective tissue between the sclera and the conjunctiva.

episcle'ral. 1. Upon the sclerotic coat of the eye. 2. Relating to the episclera.

episcleritis (ep-e-skle-ri'(re')tis) [G. *epi*, upon, + *sklēra*, sclera.] Inflammation of the episcleral or subconjunctival connective tissue.

episclolisia (ē-pis-l-o-klī'sī-ah) [G. *episcion*, pudenda, + *klessis*, closure.] Operative occlusion of the vulva.

episioleptorrhaphy (ē-pis'l-o-el-l-tro'e'ra-fi) [G. *episcion*, pudenda, + *elytron*, vagina, + *rhaphē*, stitching.] Narrowing the vulva and vagina by suturing a longitudinal fold in the canal, in order to give better support to the uterus in cases of a tendency to prolapse.

episiohemato'ma, episiohemato'ma [G. *episcion*, pudenda, + *haima(haimat-)*, blood, + *-ōma*.] An hematocele of the vulva.

epis'lioperineor'haphy [G. *episcion*, pudenda, + *perineion*, perineum, + *rhaphē*, a stitching.] Repair of a ruptured perineum and lacerated vulva.

epis'toplasty [G. *episcion*, pudenda, + *plastō*, I form.] Repair of a defect of the vulva by means of a plastic operation.

episiorrhag'ia [G. *episcion*, pudenda, + *-rha-gia*.] Hemorrhage from the vulva.

epiiorrhaphy [G. *episeion*, pudenda, + *rhaphe*, a stitching.] Repair of a lacerated vulva.

epiostenosis (ê-pis'tî-o-stê-no'sis) [G. *episeion*, pudenda, + *stenôsis*, narrowing.] Narrowing of the vulvar orifice.

epiotomy [G. *episeion*, pudenda, + *tomê*, incision.] Nicking the vulva on one side, when laceration of the perineum is imminent during labor, in order to direct the tear to the side.

epispadial. Relating to an epispadias.

epispadias [G. *epi*, upon, + *spadôn*, a rent.] A malformation of the penis in which the urethra opens on the dorsum.

epispastic [G. *epi*, upon, + *spadô*, I draw.] 1. Drawing (as a blister), vesicating. 2. An agent which blisters, or causes vesication.

epispinal [G. *epi*, upon, + *spina*.] Upon the spinal column or spinal cord, or upon any structure resembling a spine.

episplenitis (ep-i-splen-i'(e')tis). Inflammation of the capsule of the spleen.

epistasis [G. *scum*.] Scum; a pellicle forming on the surface of urine after it has stood for a time; see *hypostasis*.

epistatic [G. *epi*, upon, + *statos*, standing.] In Mendelian heredity, noting one character which is superposed upon another, preventing or hiding its appearance, although the two are not allelomorphs.

epistaxis [G. a dropping.] Nosebleed. **renal e.**, hematuria occurring without evidence of any lesion, neurotic hematuria, renal hemophilia.

epistemological (ep"-is-tem-o-loj'i-kal). Relating to epistemology.

epistemology [G. *epistêmê*, knowledge, + *-logia*.] The theory of knowledge; the science dealing with knowledge as an entity.

episternal [G. *epi*, upon, + *sternon*, sternum.] Suprasternal, over or on the sternum; relating to the episternum.

episternum [G. *epi*, upon, + *sternon*, sternum.] The upper piece of the sternum, or manubrium; presternum.

epistropheus (ep-i-stro'fe-us) [G. *pivot*.] [BNA.] Axis, the second cervical vertebra.

spila [G. *epi*, upon, + L. *tela*, web.] The tissue of the valve of Vieussens.

epitendineum (ep'i-tên-din'e-um) [G.] *epi*, upon.] The white fibrous sheath surrounding a tendon.

epithalamus [G. *epi*, upon, + *thalamos*, thalamus.] The portion of the thalamencephalon comprising the pineal body and the habenular region.

epithelia [pl. of *epithelium*.] 1. Epithelial cells. 2. Epithelial layers.

epithelial. Relating to or consisting of epithelium. **a. body**, parathyroid. **e. cells**, **e. layers**, see *epithelium*. **e. nests**, (1) *e. pearls*; (2) *Brunn's* nests*. **e. pearls**, small bodies formed of concentrically arranged, flattened, keratinized cells, found in epitheliomatous growths.

epithelioglandular. Relating to glandular epithelium.

epithelioid (ep-i-the'll-oyd) [G. *eidos*, resemblance.] Resembling epithelium.

epitheliolysin (ep-i-the'll-ol'i-sin). A specific lysin, a dissolving principle, in blood serum, acting upon epithelial cells; it destroys the cells of an animal of the same species as the one from which the epithelial cells, acting as antigen, were derived.

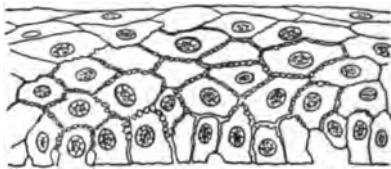
epitheliolytic. Relating to or acting as an epitheliolysin.

epithelioma, pl. *epitheliomata*, *epitheliomas* [L. *epithelium* + G. *-ôma*.] A cancerous growth

originating from squamous epithelium. **basal-cell e.**, rodent ulcer.* **e. adamantinum**, adamantinoma. **e. adenoides cysticum**, spiradenoma. **e. molluscum**, molluscum epitheliale. **e. myxomatodes psammosum**, a myxoma of the brain containing granular matter. **multiple benign cystic e.**, spiradenoma.

epitheliomatous. Relating to epithelioma.

epithelium [G. *epi*, upon, + *thêlê*, nipple, a term applied originally to the thin skin covering the nipples and the papillary layer of the border of the lips.] The purely cellular, non-vascular layer covering all the free surfaces, cutaneous, mucous and serous, including the glands and other structures derived therefrom. **ciliated e.**, e. of columnar cells the free borders of which are surmounted by tapering filaments, or cilia; it is found in the air passages. **columnar e.**, e. formed of prismatic cells set close together. **germinal e.**, a layer of epithelial cells on each side of the mesentery of the primitive intestinal tube, forming later the primitive sperm cells in the male, and in the female forming a layer of large cuboidal cells over the ovary. **laminated e.**, stratified e. **pavement e.**, simple e., compound of a single layer of squamous or scaly cells; the e. of the



STRATIFIED EPITHELIUM.

pulmonary alveoli and the endothelium of serous membranes and the blood-vessels are of this variety. **stratified e.**, e. occurring in the form of several superposed layers, the cells differing in shape in the different layers. **teasellated e.**, pavement e. with overlapping squamous cells. **transitional e.**, stratified e. of two or three layers each of which is formed by a transformation of the cells from the layer below; it occurs in the renal pelvis, ureter, and bladder.

epithelization (ep-i-the-li-za'shun). The formation of epithelium over a denuded surface.

epithem [G. *epithêma*, a cover.] An external application, such as a poultice, but not a plaster or ointment.

epithesis [G. a laying on.] A splint.

epiton'ic [G. *epitonos*, stretched.] Abnormally tense.

epitox'oid. A toxoid having a weaker affinity for an antitoxin than has the toxin; a toxon.

epitrichial (ep-i-trik'i-al). Relating to the epitrichium.

epitrichium (ep-i-trik'i-um) [G. *epi*, upon, + *trichion*, a small hair.] A membrane or outer layer of epidermis enveloping the embryo.

epitrochlea (ep-i-trok'le-ah). The inner condyle (epicondylus medialis [BNA]) of the humerus.

epitrochlear (ep-i-trok'le-ar). Relating to the epitrochlea.

epitympanic. Above, or in the upper part of, the tympanum.

epitympanum. The upper part of the tympanum, or attic.

epityphlitis (ep-i-ti-flî'(fle')tis) [G. *epi*, upon, + *typhlon*, cecum.] Inflammation of the vermiform appendix, appendicitis; perityphlitis.

epizo'ic. Living as a parasite on the surface of the body.

epizology (ep-i-zo-ol'o-jī) [G. *epi*, upon, + *zōon*, animal, + *-logia*.] The science which deals with epidemics of disease among the lower animals.

epizo'on, pl. *epizo'a* [G. *epi*, upon, + *zōon*, animal.] An animal parasite on the surface of the body.

epizootic (ep'i-zo-ot'ik) [G. *epi*, upon, + *zōon*, animal.] 1. Noting a disease attacking a large number of animals simultaneously. 2. The prevalence of a disease among animals, the same as an epidemic among men. **e. cerebrospinal meningitis**, a disease of horses and mules, occurring at times in epidemic form, of undetermined cause; it is marked by a staggering gait, difficulty in swallowing, certain muscular contractions, and delirium.

eponychium (ep-o-nix't-um) [G. *epi*, upon, + *onyx* (*onych-*), nail.] 1. The condensed epidermis preceding the formation of the nail in the embryo. 2. Quick of the nail. 3. The thin skin adherent to the nail at its root; nail-skin.

ep'onym [G. *epōnymos*, named after.] The name of a disease, anatomical structure, operation, etc., derived from the name of the person who discovered or first described it.

eponym'ic. 1. Relating to an eponym. 2. An eponym.

epon'ymous. Eponymic.

epo'ophorec'tomy [G. *epi*, upon, + *phoros*, bearing eggs, + *ektomē*, excision.] Removal of the parovarium.

epoophoron (ep-o-of-or-on) [G. *epi*, upon, + *phoros*, egg-bearing.] Parovarium, organ of Rosenmüller, a collection of rudimentary tubules in the mesosalpinx between the ovary and the Fallopian tube; it is the remains of the proximal portion of the Wolffian body and the analogue of the paradidymis in the male.

Ep'pendorf's bacill'us. The supposed specific organism of whooping-cough.

Ep'som salt [*Epsom*, a town near London where is a mineral spring.] Magnesium sulphate, the chief mineral ingredient of the Epsom water.

Ep'stein's pearls [Alois Epstein, German pediatricist of Prague, *1849.] Little whitish epithelial masses on the palate of the newborn.

Epstein-Pihl disease' (ep'stīn-pēl). Leucemia with intermittent symptoms.

epu'lis [G. *epoulis*, a gumboil.] A small tumor of the gum or of the periosteum of the jaw, usually either a fibrous tumor or a sarcoma.

ep'uloid [G. *epoulis*, gumboil, + *eidos*, resemblance.] 1. Resembling an epulis. 2. A tumor of the gum or jaw resembling an epulis.

epulo'sis [G. *epoulōsis*, a scarring over.] Cicatrization.

epulot'ic. 1. Cicatrizing. 2. An agent which promotes cicatrization.

equation (e-kwa'zhun) [L. *quare*, to make equal.] Equality; a statement expressing the equality of two things. **chemical e.**, a sentence in chemical language, a sequence of symbols and signs expressing a chemical action. **personal e.**, a slight error in judgment or action, peculiar to the individual and so constant that it is usually possible to allow for it in accepting the person's statements or conclusions, thus arriving at approximate exactness.

equa'tor [L. *æquator*.] A line encircling a globular body, equidistant at all points from the two poles; the periphery of a plane cutting a sphere at the midpoint of, and at right angles to, its axis. **e. of the crys'talline lens**, the edge or periphery of

the lens inserted between the two layers of the zonula ciliaris.

equiax'ial. Having axes of equal length.

equil'ibrate. To maintain an equilibrium, to balance exactly.

equil'ibrating opera'tion. Tenotomy of the healthy antagonist of a paralyzed eye-muscle.

equilibra'tion [L. *æquus*, even, + *librare*, to balance.] Equilibrium; maintenance of equilibrium.

equilibrium (ek'wi-lib'rī-um) [L. *æquus*, equal, + *libra*, a balance.] Poise, the condition of two or more antagonistic forces which exactly counteract each other. **nitrogenous e.**, a condition in which the amount of nitrogen excreted from the body equals that taken in with the food; nutritive e. so far as protein is concerned. **nutritive e.**, condition in which there is a perfect balance between intake and excretion of nutritive material, so that there is no increase or loss in weight. **physiolog'ical e.**, nutritive e.

equina'tion [L. *equinus*, relating to equus, a horse.] Inoculation of man with the virus of horsepox as a means of protection against smallpox.

equinia (ē-kwin't-ah) [L. *equinus*, relating to a horse.] An infectious disease of horses and related animals affecting also man. It is characterized by a formation of infective granulomata in the mucous membrane and skin; when the process involves chiefly the nose, resulting in a profuse mucopurulent and sanguineous discharge, the disease is called *glanders*; when the lesions are mainly in the skin it is called *farcy*. In both cases the lesions suppurate and break down; the constitutional symptoms are severe, and death is the usual result.

equinovarus (ē-kwi-no-va'r-us). The most common form of club-foot; see *talipes*.

E'quinox Spring, Vermont. Light alkaline-calc waters. Used by drinking in rheumatism, gout, dyspepsia, and in disorders attributed to the uric-acid diathesis.

equiv'alence, equiv'alency [L. *æquus*, equal, + *valentia*, strength.] 1. The property of an element or radical of combining with or displacing, in definite and fixed proportion, another element or radical in a compound. 2. Valence.

equiv'alent [L. *æquus*, equal, + *valere*, to be worth.] 1. Equal in any respect. 2. Something which is equal in size, weight, force, or any other quality to something else. **chem'ical e.** of an element, the atomic weight of an element divided by its valence, or the weight of an element capable of combining with a unit weight of hydrogen. **epilep'tic e.**, a morbid symptom of any sort, other than convulsions, which takes the place of the latter in an epileptic attack. **e. weight**, chemical e. Joule's e., see *Joule*. **psy'chic e.**, a transitory mental obscuration without motor manifestations, taking the place of an ordinary epileptic convulsion. **starch e.**, the amount of oxygen consumed in the combustion of a given weight of fat as compared with that consumed in the combustion of an equal weight of starch; the figure is about 2.5, that for starch being one. **tox'ic e.**, the amount of toxin or other poison per kilogram of weight necessary to kill an animal.

Er. The chemical symbol of erbium, also written simply E.

E.R. Abbreviation of external resistance, or the electrical resistance in the circuit outside the battery.

erasion (e-ra'zhun) [L. *eradere*, to erase.] The scraping away of tissue, especially of bone.

Erb's atrophy [Wilhelm Heinrich *Erb*, German physician. *1840.] Progressive muscular dystrophy. • **E.'s disease**, bulbar paralysis. **E.'s juvenile type**, progressive muscular dystrophy of childhood, beginning in the scapulo-humeral region. **E.'s palsy or paralysis**, paralysis of the muscles of the upper arm (deltoid, biceps, brachialis anterior, etc.), due to a lesion of the brachial plexus or of the roots of the fifth and sixth cervical nerves. **E.'s point**, a point on the side of the neck where pressure can be made on the brachial plexus, giving rise to E.'s paralysis. **E.'s sign**, (1) increased electric excitability of the muscles to the galvanic current, and frequently to the faradic, in tetany; (2) Westphal's sign, abolition of the patellar reflex in tabes. **E.'s spinal paralysis**, chronic myelitis of syphilitic origin.

Erb-Charcot disease (erb-shar-ko'). Spastic spinal paralysis.

Erb-Goldflam disease. Myasthenia gravis.

Erb-Westphal sign. Abolition of the patellar tendon reflex, in tabes and certain other diseases of the spinal cord, and occasionally also in brain disease.

Erb's phenomenon [Siegmond *Erb*, Viennese physician. *1863.] 1. In a case of neurasthenia, if the patient squats or stands bent far over, several slow heart-beats occur. 2. The local temperature of the knee on the painful side is reduced in sciatica. 3. Pain in sciatica is increased by hyperflexion of the sound leg.

erbium. A rare metallic element, symbol E, or Er, atomic weight 167.4, found, usually as a silicate, with terbium and yttrium in gadolinite.

Erdmann's reagent [H. *Erdmann*, German chemist. *1862.] A mixture of sulphuric and nitric acids, used in testing alkaloids.

erectile (e-rek'til) [L. *erigere*, to set up.] Capable of erection, noting a vascular tissue, found in the zecal cavities, the penis, and elsewhere, which, when filled with blood, becomes swollen and more or less rigid.

erection (e-rek'shun). The condition of erectile tissue when filled with blood, which then becomes hard and unyielding, noting especially this state of the external genital organs.

erector [L.] One who or that which raises or makes erect, noting specifically certain muscles having such action; see under *musculus*.

eremacausis (e-rem-â-kaw'sis) [G. *êrema*, by degrees, + *kauasis*, a burning.] Slow combustion or oxidation.

eremophobia [G. *êremia*, stillness, + *phobos*, fear.] Morbid fears aroused by stillness or absence of noise.

eremophobia (er'e-mo-fô-bl-ah) [G. *êremos*, a wilderness, + *phobos*, fear.] Morbid fear of desert places or of solitude.

erypsin [G. *erepsimai*, I feed upon.] An enzyme (protease) in the small intestine which converts peptones into simpler products.

erethism (er'e-thizm) [G. *erethismos*, irritation.] An abnormal state of excitement or irritation, either general or local.

erethismic, erethistic, erethitic. Marked by or causing erethism; excited, irritable. • **shock**, a condition in which symptoms of irritation are combined with those of coapse.

erethophobia (er'u-tho-fô-bl-ah) [G. *erethos*, blushing, + *phobos*, fear.] A morbid fear of blushing.

erg (urg) [G. *ergon*, work.] The unit of work in the decimal system, the amount of work done by 1 dyne acting through 1 centimeter.

ergamine (ur'gam-en) [G. *ergon*, work, + *amina*.] Trade name of beta-iminazolyethylamine, a depressor substance prepared synthetically from histidine, recommended as a uterine tonic and hemostatic in metrorrhagia.

ergasiomania (ur-gas-i-o-ma'nî-ah) [G. *ergasia*, labor, + *mania*, enthusiasm, frenzy.] A frenzy for work of any sort.

ergasiophobia (ur-gas-i-o-fô-bl-ah) [G. *ergasia*, labor, + *phobos*, fear.] An aversion to work of any kind.

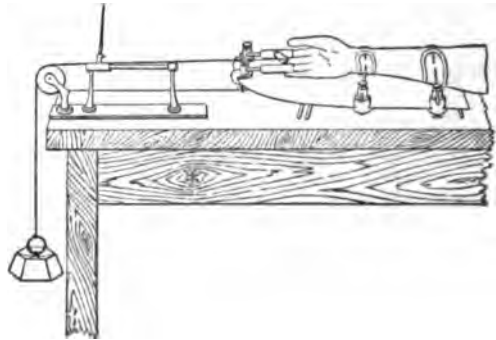
ergastoplasm, ergastoplasma (ur-gas'to-plazm, ur-gas-to-plaz'mah) [G. *ergastêr*, a workman, + *plasma*, plasm.] Cytoplasm permeated with extranuclear chromatin-staining material, credited with higher value or power than ordinary cell-plasma; superior protoplasm, kinoplasma.

ergin (ur'jin) [G. *ergô*, I do work.] A hypothetical substance in the blood or tissue fluids upon the union of which with the allergen of the infecting material, the phenomenon of allergy depends.

ergoap'lol. Trade name of a preparation said to contain ergot, apiol, savin, and aloin, recommended for menstrual disorders in doses of gr. 8-15 (0.5-1.0).

ergochrysin (ur-gok'ri-sin) [ergot + G. *chrysos*, gold.] A yellow substance obtained from ergot; without physiological action.

ergodynam'ograph [G. *ergon*, work, + *dynamis*, force, + *graphô*, I write.] An instrument for recording both the degree of muscular force and the value of the work accomplished by muscular contraction.



Mosso's ERGOGRAPH: The semiflexed forearm is fixed in a support, the hand being steadied by cylinders holding the second and fourth fingers; to the ring encircling the second phalanx of the middle finger is attached a weight; the rapidity and force of the finger flexion are recorded by the style shown near the pulley.

ergograph (ur'go-graf) [G. *ergon*, work, + *graphô*, I write.] An instrument for recording the value of work done by muscular contractions.

ergograph'ic. Relating to the ergograph and the record made by it.

ergomania (ur'go-ma'nî-ah) [G. *ergon*, labor, + *mania*, frenzy.] An uncontrollable impulsion to unremitting work; ergasiomania.

ergom'eter [G. *ergon*, work, + *metron*, measure.] Dynamometer.

ergone. Trade name of a preparation of ergot.

ergopho'bia [G. *ergon*, labor, + *phobos*, fear.] An abnormal aversion to work; ergasiophobia.

er'gophore [G. *ergon*, work, + *phorô*, I carry.] Noting the atom group of the antigen or antibody molecule upon which its specific action (toxic, lytic, etc.) depends; opposed to the *hapto-phore* or combining group.

er'gostat [G. *ergon*, work, + *statos*, standing, placed.]

A form of machine for exercising the muscles.

ergot (ur'got). Ergota.

ergo'ta (U.S. and Br.). *Secale cornutum* or clavatum, spurred rye, rye smut, the sclerotium of *Claviceps purpurea*; a horny, elongated, blackish-purple mass of peculiar disagreeable odor, which replaces the grain of rye (*Secale cereale*) attacked by this fungus; it causes contraction of the muscular coat of the arteries, raising blood pressure, and contraction of the uterine muscle.

ergotherapy (ur-go-ther'a-pi) [G. *ergon*, work, + *therapeia*, treatment.] Treatment of disease by muscular exercise.

ergot'ic acid. Ergotinic acid.

ergotin (ur'go-tin). 1. Extractum* ergotæ. 2. Ergotine (2).

ergotine (ur'go-tên). 1. An alkaloid derived from ergot. 2. A name given to various extracts of ergot, some liquid, some dried.

ergotin'ic acid. Ergotic acid, a light brown amorphous powder, decomposed by the gastric juice, but actively hemostatic when given by hypodermic injection.

ergot'imine. 1. A crystalline alkaloid, $C_{22}H_{40}N_2O_4$, obtained from ergot. 2. A yellowish amorphous alkaloid obtained from ergot; has been employed hypodermically in dose of gr. $\frac{1}{16}$ (0.00025) as an oxytocic and hemostatic.

ergot'inol. Trade name of a preparation of ergot with ammonia.

ergotism (ur'go-tizm). Poisoning by ergot or by meal made from spurred rye.

er'gotized. 1. Noting rye attacked by the claviceps fungus. 2. Under the therapeutic or toxic influence of ergot.

er'gotol. Trade name of a preparation of ergot recommended for hypodermic use in doses of $\frac{1}{15}$ - $\frac{1}{5}$ (0.3-1.0).

ergotox'ine. An alkaloid obtained from ergot, probably identical with cornutine.

Erica'ceæ [G. *erikê*, heather.] An order of gamopetalous, dicotyledonous plants, which includes the heaths and heathers.

Erichsen's disease' (er'ik-sen) [John Eric *Erichsen*, London surgeon of Danish birth, 1818-1896.] Railway* spine. **E.'s lig'ature**, a double ligature, used especially for transfixing and tying off nevi, in which one thread is white, the other black or colored, so that the corresponding ends may be recognized. **E.'s sign**, when sudden pressure is made approximating the iliac bones, pain is caused in the case of sacroiliac disease, but not in hip disease.

er'icin. Mesotan.

erigeron (er-ij'er-on) [G. *erigerôn*, early old.] The dried leaves and flowering tops of *Leptilon canadense* (*Erigeron canadense*), fleabane, mare's-tail, cow's-tail, colt's-tail, pride-weed, butter-weed, horse-weed, scabious; diaphoretic and expectorant in doses of $\frac{1}{3}$ -1 (15.0-30.0) of a decoction (half-ounce to the pint).

eriodictyon (er'y-o-dik'ti-on) [G. *erion*, wool, + *diktynon*, net.] (U.S.) The dried leaves of *Eriodictyon californicum* (*E. glutinosum*), yerba santa, mountain balm, consumptive's weed, bear's weed, gum-bush, an evergreen shrub of the southwestern states of the U.S.; has been employed as a bitter tonic and expectorant in doses of $\frac{1}{2}$ -1 (2.0-4.0) of the fluidextract.

Erlenmeyer's mix'ture (er'len-mi-er) [*Erlenmeyer*, German psychiatrist, *1849.] A mixture of equal parts of sodium, potassium, and ammonium bromides.

erode' [L. *erodere*, to gnaw away.] To wear away; corrode; to remove by ulceration.

ero'dium [G. *erôdios*, heron.] The plant, *Erodium cicutarium*, stork's-bill, pin-weed; employed as a diuretic and in uterine hemorrhage and menorrhoea in doses of $\frac{1}{30}$ - $\frac{1}{40}$ (2.0-2.6) of a fluidextract.

erogenous (er-ô'jen-us). Erotogenic. 2. 2000. any part of the body, touching or stimulation of which excites the sexual feelings.

erose (e-rôs') [L. *erosus*; *erodere*, to gnaw away.] Irregularly notched or indented as if eaten away; noting the character of the margin of a leaf or a bacterial colony.

erosion (e-ro'zhun) [L. *e*, off, + *rodere*, to gnaw.] A wearing away; a state of being worn away. In dentistry the wearing away of the surface of a tooth by chemical or mechanical action.

ero'sive. 1. Having the property of eroding or wearing away. 2. An eroding agent.

erot'ic [G. *erôtikos*, relating to love.] Relating to sexual passion; lustful.

erotism. A condition of sexual excitement.

erotogenic (er'o-to-jen'ik) [G. *erôs*(*erôt*-), love, + *gennad*, I produce.] Causing sexual excitement.

erotomania (er'o-to-ma'ni-ah) [G. *erôs*(*erôt*-), love, + *mania*, frenzy.] 1. A mental disorder caused or characterized by excessive and irrational love. 2. Insanity marked by erotism.

erotoma'niac. A sufferer from erotomania.

erot'opath. A subject of erotopathy.

erotop'athy [G. *erôs*(*erôt*-), love, + *pathos*, suffering.] Any abnormality of the sexual impulse.

erotophobia (er-o-to-fô'bi-ah) [G. *erôs*(*erôt*-), love + *phobos*, fear.] A morbid aversion to the thought of sexual love and to its physical expression.

erotopsychic (er-o-to-si'kik) [G. *erôs*(*erôt*-), love, + *psychê*, the mind.] Erotopathic.

erratic [L. *errare*, to wander.] 1. Eccentric. 2. Noting pains or other symptoms which change their seat, wandering from one part of the body to another.

errhine (er'in) [G. *en*, in, + *rhis*(*rhin*-), nose.] : Causing a discharge from the nostrils. 2. A sternutatory, an agent which provokes a mucous discharge from the nose.

erubes'cence [L. *erubescere*, to redden.] A blush, or reddening of the skin.

erubes'cent. Noting a flushing or reddening of the skin.

eructa'tion [L. *eructare*, to belch.] Belching; the raising of gas or of a small quantity of acid fluid from the stomach.

eruption (e-rup'shun) [L. *eruptus*; *erumpere*, to break out.] 1. A breaking out, especially the appearance of lesions on the skin. 2. Redness, spotting, or other visible phenomena on the skin or mucous membranes, especially when appearing as a local manifestation of a general disease, such as typhoid fever or one of the exanthemata. An eruption is characterized, according to the nature of the lesion, as bullous, erythematous, macular, papular, etc. **creeping e.**, dermatomyiasis linearis migrans castrata, the occurrence of a progressive pinkish elevated line in the skin, supposed to be due to the subcutaneous wandering of the larva of a bot fly. **drug e.**, any skin lesion caused by the action of a drug, such as the iodides, taken internally; dermatitis medicamentosa. **medic'inal e.**, **drug e.**, **serum e.**, one caused by the injection of a serum, such as diphtheria antitoxin.

erup'tive. Relating to an eruption.

erysipelas (er-i-sip'e-las) [G. from *erythros*, red, + *phla*, skin.] Rose, St. Anthony's fire; an acute spreading inflammation of the skin and subcutaneous tissues due to infection of the lymph spaces of the corium and underlying parts by a streptococcus (*Streptococcus erysipelatos*) or possibly a staphylococcus; it is attended by more or less severe constitutional symptoms. **am-bulant e.**, **e. migrans**. **e. inter'num**, an erysipelatous eruption in the vagina, occurring in some cases of puerperal toxemia. **e. mi'grans**, ambulant e., wandering e., a widely spreading form involving the entire face, or even the surface of the body. **e. per'stans facie'i**, persistent e. of the face; an eruption resembling e. of the face, chronic in character, accompanied by fever and typhoid symptoms. **idiopath'ic e.**, e. occurring without any evident wound of the skin. **Lom'bardy e.**, pellagra. **necrot'ic e.**, erysipeloid. **phleg'monous e.**, a form marked by invasion of the subcutaneous tissues, with the formation of deep-seated abscesses. **surg'ical e.**, e. caused by infection of the wound following a surgical operation. **wan'dering e.**, **e. migrans**. **white e.**, an edematous swelling of the skin with tenderness on pressure, but no redness, accompanied by fever. **zootic e.** (zo-ot'ik), erysipeloid.

erysipel'atous. Relating to erysipelas.

erysip'elococc'us. *Streptococcus erysipelatos*.

erysip'eloid [G. *erysipelas* + *eidos*, resemblance.]

Erythema migrans or serpens, a mild dermatitis or erythema caused by infection from dead animal matter; it occurs in butchers, those who handle fish, and students in the dissecting room.

erysip'elotox'in. The toxin produced by *Streptococcus erysipelatos*, the bacterial cause of erysipelas.

erythema (er-i-the'mah) [G. *erythēma*, flush.] Redness of the skin; rose-rash. **desquam'ative exfoliative e.**, scarlatiniform e. **endem'ic e.**, pellagra. **e. ab igne** [L. *ignis*, fire], a dermatitis occurring in bakers, stokers, and others exposed to radiant heat; it affects chiefly the shins. **e. annula're**, **e. circinatum**. **e. circina'tum**, **e. multiforme** in which the lesions are grouped in more or less circular shapes. **e. eleva'tum diu'tinum** [L. lasting], an eruption of flattened nodules, of a pinkish or purplish color, apparently of gouty or rheumatic nature. **e. endem'icum**, pellagra. **e. epidem'icum**, acrodynia. **e. fu'gax**, a diffuse e. of the face, trunk, and extremities occurring in erethistic persons during the excitement caused by a medical examination. **e. gangre'no'sum**, neurotic gangrene. **e. gyra'tum**, **e. circinatum** in which the various rings overlap each other. **e. indura'tum**, hard subcutaneous nodules, which subsequently break down, forming necrotic ulcers, seated usually on the calves of the legs, less frequently on the thighs or arms. **e. infectio'sum**, Sticker's disease, an eruption resembling the exanthem of measles or roetheln without any other symptoms of either of these diseases. **e. intertri'go**, see **intertrigo**. **e. l'ris**, a variety of e. multiforme in which the lesions appear in the shape of concentric rings. **e. kerato'des**, keratoderma with an erythematous border. **e. margina'tum**, e. multiforme occurring in the shape of patches healing in the center as they spread at the periphery. **e. mi'grans**, erysipeloid. **e. mi'grans lin'guæ**, geographical tongue.* **e. multiforme**, a symmetrical eruption of papules or vesicles, usually confined to the back and the dorsal surfaces of the forearms and legs; the lesions are closely aggregated but

vary much in size and arrangement, causing appearances to which various descriptive names are given. **e. nodo'sum**, dermatitis contusiformis, a dermatosis marked by the formation of painful nodes, especially on the shins, lasting a few days to a few weeks. **e. papula'tum**, the papular form of e. multiforme. **e. per'stans** [L. enduring], a chronic form of e. multiforme in which the relapses recur so persistently that the eruption is practically permanent. **e. ser'pens**, erysipeloid. **e. sim'plex**, a transitory eruption of irregular patches of a more or less bright red color, disappearing on pressure. **e. sola're** [L. *sol*, sun], sunburn. **e. tubercula'tum**, e. multiforme in which the papules are of large size. **hemorrhag'ic ex'udative e.**, Henoch's* purpura. **hypere'mic e.**, e. of a bright red color, occurring in patches of varying size, due to vasomotor disturbance. **mac'ular e.**, roseola. **scarlatin'iform e.**, e. scarlatiniforme, desquamative exfoliative e., a macular erythema accompanied by slight constitutional disturbance, and followed by desquamation.

erythem'atous. Relating to or marked by erythema. **erythe'mia**, **eryth'e'mia**. Erythrocythemia.

Erythra'e [G. *erythraos*, red.] A genus of plants of the natural order *Gentianaceae*, one species of which, *E. centaureum*, furnishes the drug centaury.*

erythras'ma [G. *erythraînō*, I reddened.] An eruption of reddish-brown patches, in the axillæ and groins especially, due to the presence of a fungus, *Microsporon* or *Microsporoides minutissimum*.

erythremia, **erythraemia** (er'i-thre'mi-ah) [G. *erythros*, red, + *haima*, blood.] Polycythemia rubra, a disease characterized by an increase of the blood-corpuscles, especially the red corpuscles, with cyanosis; polycythemia with cyanosis; Vaquez's disease.

er'ythrin. A chromogen obtained from *Roccella montagnei* and other lichens.

erythriam (er'i-thrizm) [G. *erythros*, red.] Redness of the hair and beard with a ruddy, freckled complexion.

er'ythrite. Erythrol (r).

erythroblast (er'i-thro-blast) [G. *erythros*, red, + *blastos*, germ.] Small, colorless, nucleated cells in the bone marrow, thought to be primitive hematoblasts from which are derived the red blood-corpuscles.

erythrocatylisis (er'i-thro-kat-al'i-sis) [G. *erythros*, red (corpuscle), + *katalysis*, dissolution.] Phagocytosis of the red blood cells.

erythrochloropia (er'i-thro-klo-ro'pl-ah) [G. *erythros*, red, + *chlōros*, green, + *ōps* (ōp-), eye.] Partial color-blindness with ability to distinguish correctly only red and green.

erythrochlorop'sia [G. *erythros*, red, + *chlōros*, green, + *opsis*, vision.] Erythrochloropia.

erythroclasis (er-i-throk'la-sis) [G. *erythros*, red (cell), + *klasis*, a breaking.] Fragmentation of the red blood-cells.

erythroclastic (er-i-thro-klas'tik). Relating to erythroclasis; destructive to red blood-cells.

erythrocyte (er'i-thro-sit) [G. *erythros* red, + *kytos*, cell.] A red blood-corpuscle.

decrease in number, oligocythemia, aglobulia, hypoglobulia. **degeneration**, erythrolisis, erythrocytolysis, erythrocytorrhexis, erythrocytoschisis, crenation. **increase in number**, polycythemia, hyperglobulia, large, macrocyte, macroblast, megalocyte, megaloblast, misshapen, pecilocyte, poecilocyte, poikilocyte, crenated cell. **rudimentary**, erythroblast, hematoblast, microblast. **small**, microcyte, microblast.

erythrocythemia (er'i-thro-si-the'mi-ah) [G. *ery-*

- thros*, red, + *kytos*, cell, + *haima*, blood.] Abnormal increase in the number of red blood-cells; polycythemia, erythremia.
- erythrocyt'ic**. Relating to a red blood-corpusele.
- erythrocytoblast** (er'thro-si'to-blast) [G. *erythros*, red, + *kytos*, cell, + *blastos*, germ.] Erythroblast.
- erythrocytol'yain**. Hemolysin, anything capable of effecting erythrocytolysis.
- erythrocytolysis** (er'thro-si-to'l'i-sis) [G. *erythros*, red, + *kytos*, cell, + *lysis*, loosening.] Dissolution or destruction of the red blood-corpuseles, with escape of the hemoglobin into the blood-plasma; hemolysis.
- erythrocytom'eter** [G. *erythros*, red, + *kytos*, cell, + *metron*, measure.] An instrument for counting the red blood-cells.
- erythrocytorrhexis** (er'thro-si-to-reks'is) [G. *erythros*, red, + *kytos*, cell, + *rhexis*, rupture.] Plasmodiarrhexis, a partial erythrocytolysis, in which particles of protoplasm escape from the cells which become crenated and deformed.
- erythrocytoschisis** (er-t-thro-si-tos'kl-sis) [G. *erythros*, red, + *kytos*, cell, + *schisis*, a splitting.] Plasmoschisis, a breaking up of the red blood-corpuseles into small particles resembling platelets.
- erythrocyto'sis**. Polycythemia, erythremia, an increase in the number of red blood-corpuseles, usually marked by more or less cyanosis.
- erythrodegen'orative**. Relating to or marked by a degeneration of the red blood-cells.
- erythroderma** (er'thro-dur'mah) [G. *erythros*, red, + *derma*, skin.] Erythema, erythrodermia. **e. squamo'sum**, parapsoriasis, an eruption of licheniform papules, grouped into patches and covered with thick scales. **maculopap'ular e.**, an eruption of macules and papules of reddish color, with slightly adherent scales, grouped together in patches of varying form; because of the prevailing character of the lesions it has been variously called: dermatitis variegata, lichen variegatus, pityriasis lichenodes, etc.
- erythrodermat'itis**. Erythrodermia.
- erythrodermia** (er'thro-dur'mi-ah) [G. *erythros*, red, + *derma*, skin.] Erythema, dermatitis with a general redness of the skin.
- erythrodex'trin**. A modified dextrin which is turned red by iodine.
- erythrogenium**, pl. *erythrogeno'nia* (er'thro-go'n'i-um) [erythro(cyte) + G. *gonē*, generation.] Proerythrocyte, hematoblast.*
- erythrogan'ulose**. A modified granulose which is reddened by the action of iodine.
- erythrol**. 1. Erythrite, eryglucin, a derivative of erythrin found in lichens. 2. Bismuth and cinchonidine iodide; antiseptic. **e. tetranit'rate**, tetranitrol.
- erythrol'yain**. Erythrocytolysin, hemolysin.
- erythrol'yais**. Erythrocytolysis.
- erythromelalgia** (er'thro-mel-al'ji-ah) [G. *erythros*, red, + *melos*, limb, + *algos*, pain.] A neurosis marked by a paroxysmal throbbing and burning pain in the skin, affecting chiefly one or both legs and feet, sometimes one or both hands, accompanied by a dusky mottled redness of the parts; it may be idiopathic or symptomatic of some organic nervous disease.
- erythrome'lia** [G. *erythros*, red, + *melos*, limb.] A painless erythema of the extensor surfaces of the extremities.
- erythronocytosis** (er'thro-ne'o-si-to'sis) (erythro-cyte) + G. *neos*, new, + *kytos*, cell, + *-osis*. Presence in the peripheral circulation of regenerative forms of red blood-cells
- erythrope'nia** [G. *erythros*, red, + *penia*, poverty.] Deficiency in the number of red blood-corpuseles.
- erythrophag**, **erythrophage** (er'thro-fag, er'thro-faj) [G. *erythros*, red, + *phagos*, an eater.] A phagocyte which englobes and destroys red blood-corpuseles.
- erythroph'agous**. Noting the destructive action of certain phagocytes on red blood-corpuseles.
- erythrophil**, **erythrophile** (er'thro-fil, er'thro-fi) [G. *erythros*, red, + *philos*, fond.] Fuchsinophil. 1. Readily staining with red dyes. 2. A cell or histological element which stains promptly with red dyes.
- erythrophil'ic**, **erythroph'ilous**. Erythrophil (1).
- erythrophileine** (er-t-throf'le-in). An alkaloid extracted from the bark of *Erythrophloeum guineense* (dose, gr. $\frac{1}{4}$ — $\frac{1}{2}$ (0.001—0.002)).
- erythrophloeum**, **erythrophloeum** (er'thro-flo'e-um) [G. *erythros*, red, + *phloeos*, bark.] Sassy bark, the dried bark of *Erythrophloeum guineense* (5 *judiciale*), mancona bark, red-water tree bark, cardiac tonic in doses of gr. $\frac{1}{2}$ — $\frac{3}{4}$ (0.01—0.03).
- erythropho'bia** [G. *erythros*, red, + *phobos*, fear.] Intolerance of the color red, occurring sometimes after cataract extraction.
- erythrophose**. A red phase.*
- erythro'pia** [G. *erythros*, red, + *ōps* (ōp-), eye.] Red vision, a condition in which all objects appear to be tinged with red.
- erythropoiesis** (er-t-thro-poy-e'sis) [G. *erythros*, red, + *poiesis*, a making.] The formation of red blood-cells.
- erythropoietic** (er'thro-poy-et'ik). Relating to erythropoiesis.
- erythro'psia** [G. *erythros*, red, + *opsis*, vision.] Erythrophia.
- erythro'poin**. Visual purple, rhodo sin.*
- erythropycnosis** (er'thro-pik-no'sis) [G. *erythros*, red(corpusele), + *pyknos*, dense.] Alteration of the red blood cells to the condition called: "brassy bodies," under the influence of the malarial parasite.
- erythrorrhexis** (er'thro-rek'sis) (erythro(cyte) + G. *rhexis*, rupture.) Fragmentation of the red blood-cells.
- erythrose**. Tetrose.
- erythroxy'line**. The name by which cocaine was called by its discoverer, Gaedeke, in 1855.
- erythroxy'lon**. Coca.
- erythruria** (er'thru'ri-ah) [G. *erythros*, red, + *ouron*, urine.] The passage of urine of a red color.
- Esbach's reagent** (es'bakh) [Georges Hubert Esbach, Paris physician, 1843-1890.] Picric acid + citric acid 2, water 97; used as a test for albumin in urine.
- es'calin**. Proprietary name for a paste of powdered aluminum in glycerin, recommended in the treatment of ulcer of the stomach.
- escaped' ventric'ular contrac'tion**. Isolated ventricular contraction from an impulse formed in the auriculoventricular node; also called automatic contraction.
- eschar** (es'kar) [G. *eschara*, scab.] A slough following a burn or cauterization of the skin. **neuropath'ic e.**, decubitus.
- Escherich's bacill'us** (esh'er-ikh) [Theodor Escherich, German physician, 1857-1911.] *Bacterium coli*.
- escharot'ic**. Caustic, corrosive.
- eschrolalia**, **eschrolalia** (es-kro-la'li-ah) [G. *eschros*, shameful, + *lalia*, talking.] Coprolalia.
- es'corcin**, **es'corcin**. Escorcinol, a brown powder derived from esculetin by the action of sodium amalgam; used for the detection of defects in the

cornea and conjunctiva which it marks by a red coloration.

Esculapian. Æsculapian.

es'culant [L. *esculentus*, eatable.] Eatable, fit to be eaten.

escu'letin, **escu'letin**. A decomposition product of esculin used in the manufacture of escorcin.

es'culin, **es'culin**. A glucoside from horse-chestnut bark, occurring as white crystals of bitter taste; employed as an antiperiodic in doses of gr. 5-15 (0.3-2.0).

eseridine (es-er'i-dēn). An alkaloid in the seed of physostigma or Calabar bean; an excitomotor used chiefly in veterinary practice.

es'erine. Physostigmine, an alkaloid of *Physostigma venenosum*, or Calabar bean, employed locally as a miotic; see *physostigmina*.

Esmarch's ban'dage (es'markh) [Johann Friedrich August von Esmarch, German surgeon, 1823-1908.] A rubber bandage which is wound tightly about a limb from the periphery toward the center in order to exsanguinate the member and offer a bloodless field for operation, the return of the blood after removal of the bandage being prevented by a strong elastic ligature around the proximal end of the extremity. **E. dish**, a small glass dish about 7 cm. in diameter with a rim 1 cm. high, used in bacteriological work. **E. mask**, a metal frame with strips of gauze stretched across the center and a rubber cover on the outside, formerly used for giving chloroform or ether by inhalation. **E.'s paste**, a caustic of arsenic 1, morphine sulphate 1, calomel 8, gum arabic 48. **E. roll tube**, a modification of the plate culture, a seeded gelatin culture being placed in a test-tube and the latter rolled horizontally in cold water or on a block of ice until the gelatin solidifies evenly around the interior of the tube.

es'ic [G. *es*, *eis*, into, + *hodos*, way.] Centripetal or afferent, noting sensory nerves conducting impulses toward the spinal cord and brain.

es'othmoiditis (es-o-eth-moy-di'(de')tis) [G. *esō*, within.] Inflammation of the lining membrane of the ethmoid cells.

es'opstritis (es-o-gas-tri'(tre')tis) [G. *esō*, within, + *gaster*(*gastēr*), stomach, + *-itis*.] Catarrhal inflammation of the mucous membrane of the stomach.

es'ophal'gia, **es'ophal'gia** [G. *algos*, pain.] Pain in the esophagus.

es'ophageal, **es'ophageal** (es-o-faj'e-al). Relating to the esophagus.

es'ophage'tomy, **es'ophage'tomy** [G. *ektomē*, excision.] Excision of more or less of the esophagus.

es'opag'ism, **es'opag'ism**. Spasmodic stricture of the esophagus.

es'opag'itis, **es'opag'itis** (es-sof-a-ji'(je')tis). Inflammation of the esophagus.

es'opagocele, **es'opagocele** [G. *kēlē*, hernia.] Protrusion of the mucous membrane of the esophagus through a rent in the muscular coat.

es'opagody'n'ia, **es'opagody'n'ia** [G. *odynē*, pain.] Pain in the esophagus.

es'opag'enterostomy (es-sof'a-go-en-ter-os'to-mi) [G. *oīsophagos*, esophagus, + *enteron*, intestine, + *stoma*, mouth.] The operative formation of a direct communication between the esophagus and intestine, the stomach being excised.

es'opag'ogastrostomy (es-sof'a-go-gas-tros'to-mi) [*oīsophagos* + G. *gastēr*, stomach, + *stoma*, mouth.] The establishment of an artificial opening between the esophagus and the stomach.

es'opagomalacia, **es'opagomalacia** (es-sof'a-go-mā-

la'si-ah) [G. *malakia*, softness.] Softening of the walls of the esophagus.

es'opagom'eter [G. *metron*, measure.] An instrument for obtaining the dimensions of the esophagus.

es'opagomyco'sis, **es'opagomyco'sis** [G. *mykēs*, fungus.] Any bacterial or fungous disease of the esophagus.

es'opagoplasty. Repair of a defect in the wall of the esophagus by a plastic operation.

es'opagoplication (es-sof'a-go-pli-ka'shun). Reduction in size of a dilated esophagus or of a pouch in the same by making longitudinal folds or tucks in its wall.

es'opagopto'sia, **es'opagopto'sia**, **es'opagopto'sia** [G. *oīsophagos*, esophagus, + *ptōsis*, a falling.] Relaxation and downward displacement of the walls of the esophagus.

es'opagosal'ivary. Noting an excessive secretion of saliva, occurring as a symptom of cancer of the esophagus.

es'opagoscope [G. *skopēō*, I examine.] A form of endoscope for inspecting the esophagus.

es'opagos'copy. Inspection of the interior of the esophagus.

es'opagospasm. Spasm of the walls of the esophagus.

es'opagostenosis, **es'opagostenosis** (es-sof'a-go-stē-no'sis) [G. *stenōsis*, a narrowing.] Stricture or a general narrowing of the esophagus.

es'opagos'tomy, **es'opagos'tomy** [G. *stoma*, an opening, mouth.] The operative formation of an opening directly into the esophagus from without.

es'opagotome. A knife adapted for cutting into the esophagus.

es'opagot'omy, **es'opagot'omy** [G. *tomē*, an incision] An incision through the wall of the esophagus.

es'opagus, **es'opagus** (es-sof'a-gus) [G. *oīsophagos*, gullet.] The gullet, the swallow; the portion of the digestive canal between the pharynx and the stomach; it extends from the lower border of the cricoid cartilage, opposite the sixth cervical vertebra, to the cardiac orifice of the stomach opposite the eleventh dorsal vertebra, a distance of about 25 cm. (10 inches). **mouth of the e.**, the junction of the pharynx and esophagus at the level of the lower border of the cricoid cartilage.

es'ophoria (es-o-fō-ri-ah) [G. *esō*, inward, + *phora*, movement.] A tendency of one eye to deviate inward; convergent squint.

es'ophor'ic. Relating to or marked by esophoria.

es'opphenoiditis (es'o-sfen-oy-di'(de')tis) [G. *esō*, within.] Osteomyelitis of the sphenoid bone.

es'optr'ic [G. *esōteros*, inner.] 1. Of internal origin arising within the organism. 2. Endoblastic.

es'otro'pia [G. *esō*, in, + *trōpē*, turn.] A marked esophoria; a deviation inward of one eye, internal or convergent squint.

es'otrop'ic. Relating to or marked by esotropia.

Esperanza Mineral Springs, New York. Calcisulphureted waters, 51° F. Used by drinking in various disorders.

es'pno'ic, **es'pno'ic** [G. *es(eis)*, in, + *pnoē*, a blowing.] 1. Relating to the inhalation or injection of gases or vapors. 2. Noting the epidermic method of medication.

es'sence [L. *essentia*; *esse*, to be.] 1. The true characteristic or substance of a body. 2. An element. 3. A fluidextract. 4. An alcoholic solution, or spirit, of the volatile oil of a plant; also an artificial product of similar odor and taste. **essentia** (es-en'shl-ah). Essence. **e. pepsi'ni** (N

F.), essence of pepsin; each dose of 32 (8.0) contains pepsin gr. 2½ (0.18), rennin gr. 2 (0.13), lactic acid $\frac{m}{2}$ (0.015), in alcohol, syrup, glycerin, and Angelica wine flavored with tincture of sweet orange peel; digestive.

essential (es-en'shyal). 1. Necessary; characteristic; inherent. 2. Idiopathic. *e. oil*, volatile oil.

ester. Compound ether, a substance produced by the substitution of the hydrogen in an acid by a hydrocarbon radical; it is an alcohol "salt."

æsthetic [G. *aisthēsis*, sensation.] Relating to the mental perception of the existence of any part of the body.

æsthesioblast [G. *aisthēsis*, sensation, + *blastos*, germ.] An embryonic ganglion cell.

æsthesiodic, **æsthesiod'ic** [G. *aisthēsis*, sensation, + *hodos*, way.] Sensory, conveying sensory impulses.

æsthesiogen, **æsthesiogen** (es-the'zī-o-jen) [G. *aisthēsis*, sensation, + *gennaō*, I produce.] A substance assumed to produce a nervous erethism in hysterical subjects, when brought near the body.

æsthesiogenesis, **æsthesiogenesis** (es-the'zī-o-jen'e-sis) [G. *aisthēsis*, sensation, + *genesis*, generation.] The production of sensation, especially of nervous erethism.

æsthesiogen'ic. 1. Relating to an æsthesiogen. 2. Producing a sensation.

æsthesiography, **æsthesiography** [G. *aisthēsis*, sensation, + *graphē*, a writing.] A description of the organs of sense and of the mechanism of sensation.

æsthesiology, **æsthesiol'ogy** [G. *aisthēsis*, sensation, + *-logia*.] Science in relation to sensory phenomena.

æsthesioma'nia, **æsthesioma'nia** [G. *aisthēsis*, sensation, + *mania*, frenzy.] Insanity with sensory hallucinations.

æsthesiometer, **æsthesiometer** (es-the-zī-om'e-tur) [G. *aisthēsis*, sensation, + *metron*, measure.] An instrument for determining the state of tactile and other forms of sensibility.

æsthesioneure, **æsthesioneure** (es-the'sī-o-nūr.) [G. *aisthēsis*, sensation, + *neuron*, nerve.] A sensory nerve-cell.

æsthesioneuro'sis, **æsthesioneuro'sis**. Any sensory neurosis, such as anesthesia, hyperesthesia, paresthesia, etc.

æsthesion'osus, **æsthesion'osus** [G. *aisthēsis*, sensation, + *nosos*, disease.] Esthesioneurosis.

æsthesiophysiology, **æsthesiophysiol'ogy**. The physiology of sensation and the sense organs.

æsthet'ic. Relating to sensation, either mental or bodily.

æsthiomene (es-the-om'e-ne) [G. *æsthiomenos*, eating.] Lupus; specifically lupus of the external genital organs.

æsthiomenous [G. *æsthiomenos*, eating.] Corroding, ulcerating, phagedenic.

Es'till Springs, Kentucky. Light alkaline-carbonated-sulphureted, alkaline-calcic, and chalybeate waters. Used by drinking in various disorders.

es'tival, **es'tival** [L. *æstivus*, summer.] Relating to or occurring in the summer.

estiva'tion [L. *æstas*, summer.] The grouping of floral leaves in the bud.

estivoautumnal, **estivoautumnal** (es'tī-vo-aw-tum'nal) [L. *æstivus*, summer, + *autumnalis*, autumnal.] Relating to or occurring in summer and autumn. *e. fever*, tropical malaria, a severe remittent form of acute malaria, due to the sporulation, and invasion of new red blood-corpuscles, by a protozoan blood parasite,

Plasmodium præcox; the paroxysms (at first perhaps tertian) recur at progressively shorter intervals until the disease becomes remittent; a second attack beginning before the first has spent its course.

Est'lander's operation [Jakob August Eslander, Finnish surgeon, 1831-1881.] Resection of a part of one or more ribs and excision of the affected pleura in chronic empyema.

es'ton. Aluminum acetate, an insoluble powder used as a dusting powder.

es'toral. Boric-acid menthol ester, a colorless crystalline powder, employed as an emmenagogue in chronic nasal catarrh.

estru'al, **estru'al** (es'tru-al) [G. *oistros*, mad desire.] Relating to heat or rut in animals.

estrua'tion. The period of heat in animals.

es'trum. Estrus.

es'trus, **es'trus** [G. *oistros*, mad desire.] Heat; the period of sexual excitement in the female of the lower animals.

estua'rium [L. *æstus*, heat.] Vapor bath.

état mame'lonné (a-tā' mā-mē-lō-na') [Fr. *mamelon*, tubercular state.] The condition of the gastric mucous membrane in chronic inflammation, when it presents numbers of nodular projections.

ethanediamine (eth'ān-di'am-ēn). Ethylenediamine.

eth'ene chlo'ride. Ethylene bichloride.

etheogen'esis [G. *etheos*, bachelor, + *genesis*, production.] Reproduction by the male gamete without sexual union; a rare phenomenon and possible only in protozoans.

ether [G. *aiθήr*, the pure upper air.] 1. A substance resulting from the action of an acid on an alcohol. 2. Ethyl or sulphuric ether (C₂H₅)₂O, see *ether*. 3. A gas of extreme tenuity which was assumed to pervade all space as well as all solids and liquids, and to be the transmitter of the rays of heat and of light. *chlo'ric e.*, spartan chloroform. *com'pound e.*, *ester*. *hydriod'ic e.*, *æthylis iodidum*. *hydrobro'mic e.*, *æthylis bromidum*. *hydrochlo'ric e.*, *æthylis chloridum*. *meth'yl e.*, *methyl'ic e.*, a colorless, inflammable gas (CH₃)₂O, prepared by distilling methyl alcohol 1, and sulphuric acid 4; produces anesthesia when inhaled. *meth'yl-eth'yl e.*, (1) a solution of methyl e. in sulphuric ether, used as an anæsthetic. (2) a colorless liquid obtained by the action of ethyl iodide on sodium methylate; anæsthetic. *xylostyp'tic e.*, collodium stypticum.

ether'al (e-the're-al). Relating to or containing:

ether. e. oil, oleum æthereum. *e. tincture*, a solution or extract of a medicinal substance made with ether.

etherifica'tion [L. *ether*, ether, + *facere*, to make.] Conversion of an alcohol into ether.

etherify. To convert into ether.

etherin (e'ther-in). Etherobacillin, a tuberculous toxin extracted by ether.

etherion [G. *aiθήrios*, relating to ether.] A supposed new element, a gas of extreme tenuity existing in the atmosphere and perhaps throughout space; said by some to be only watery vapor.

etherization (e'ther-i-za'shun). Bringing under the anæsthetic influence of ether.

e'therize. To anæsthetize by means of ether.

etherobacillin (e-ther-o-bas'il-in). Etherin.

etheroma'nia [G. *aiθήr*, ether, + *mania*, frenzy.] The habitual use of ether as an intoxicant.

eth'ical. Relating to ethics; in conformity with the rules governing professional conduct.

eth'ics. The science of morality. In relation to

medical practice, the principles of correct professional conduct with regard to the rights of the physician himself, his patients, and his fellow practitioners. **code of e.**, a set of rules established for the guidance of the medical practitioner in his professional conduct.

eth'idene. Ethylidene.

ethiopia'ca'tion [G. *aithiops*, a negro, + *L. facere*, to make.] The production of argyria.*

e'thiops. *Ethiops*.

ethmocarditis (eth-mo-kar-di'(de')tis) [G. *ethmos*, sieve, + *kardia*, heart, + *-itis*.] Cardiosclerosis, chronic inflammation and proliferation of the connective tissue of the heart-walls.

ethmocran'ial. Relating to the ethmoid bone and the cranium as a whole. **e. angle**, the angle made by the plane of the cribriform plate of the ethmoid bone extended to meet the basicranial axis

ethmoceph'alus [G. *ethmos*, sieve, + *kephalē*, head.]

A monster with imperfect and deformed features.

ethmo'frontal (eth-mo-frun'tal). Relating to the ethmoid and the frontal bones.

eth'moid [G. *ethmos*, sieve, + *eidōs*, resemblance.] 1. Resembling a sieve, cribriform. 2. Relating to the ethmoid bone. 3. The ethmoid bone, os* ethmoidale.

ethmoid'al. Ethmoid (2).

ethmoiditis (eth-moy-di'(de')tis). Inflammation of the ethmoid bone.

ethmo'crymal. Relating to the ethmoid and the lacrymal bones.

ethmomax'illary. Relating to the ethmoid and the maxillary bones.

ethmo'na'sal. Relating to the ethmoid and the nasal bones.

ethmopal'atal. Relating to the ethmoid and the palate bones.

ethmosphenoid (eth-mo-sfe'noyd). Relating to the ethmoid and sphenoid bones.

ethmotur'binals. The turbinated processes of the ethmoid bone; usually two in number, the superior and middle turbinals, but occasionally three or even more; see *concha nasalis*.

ethmo'vomerine. Relating to the ethmoid bone and the vomer. **e. plate**, the central portion of the ethmoid bone, forming a distinct element at birth

ethmyphitis (eth-mī-fī'(fe')tis) [G. *ethmos*, sieve, + *typhē*, web, + *-itis*.] Cellulitis.

ethnography [G. *ethnos*, race, + *graphē*, a writing.] A treatise on the different human races.

ethnology [G. *ethnos*, race, + *-logia*.] The branch of anthropology which deals with racial peculiarities and differences.

ethoxycaffeine (eth-ok-sī-kaf'e-ēn). A compound, $C_{11}H_{15}(OC_2H_5)_2N_4O_2$, occurring in the form of white silky crystals; used in neuralgia and migraine in doses of gr. 5-10 (0.3-0.6).

ethyl [G. *aithēr*, ether, + *hylē*, stuff.] The hydrocarbon radical, C_2H_5 , of ethyl alcohol. **e. ac'etate**, acetic ether, æther* aceticus. **e. al'cohol**, e. hydroxide, ordinary alcohol.* **e. bro'mide**, hydrobromic ether, a colorless liquid, inducing anesthesia when inhaled. **e. car'bamate**, urethane. **e. chlo'ride**, hydrochloric ether, a colorless liquid employed as a local anesthetic, the spray causing congelation, and also by inhalation as a general anesthetic. **e. for'mate**, formic ether, a volatile liquid, anesthetic. **e. hy'drate**. **e. hyd'rate**. **e. hydrox'ide**, ethyl alcohol, grain alcohol, official alcohol. **e. i'odide**, hydriodic ether; employed as an antispasmodic and alterative in bronchitis and asthma, and applied externally as

a means of introducing iodine into the system.

e. ni'trite, nitrous ether.

ethylamine (ē-thil'ā-mēn). A ptomaine found in decaying vegetable matter.

eth'ylate. A compound in which the hydrogen of the hydroxyl radical is replaced by a base.

eth'ylichlo'ralu'rēthane. Somnal.

eth'ylene. Ethene, olefiant gas, CH_2CH_2 , the chief constituent of ordinary illuminating gas. **e. bichlo'ride**, ethene chloride, Dutch liquid, a liquid possessing local and general anesthetic properties. **e. bro'mide**, bromethylene, employed in epilepsy in doses of $\text{m}2-5$ (0.13-0.3). **e. peri'odide**, diiodoform. **e. tetra'i'odide**, diiodoform.

ethylenedi'amine. Diaminoethane, ethanediamine, $C_2H_4(NH_2)_2$; a volatile colorless liquid of ammoniacal odor and caustic taste; bactericidal in 8 per cent. solution.

ethylhydrocuprein (eth'il-hi-dro-ku'pre-in). A synthetic drug, a derivative of quinine, $C_{16}H_{21}N_3O_4H$, which has been recommended as a remedy in lobar pneumonia and in other pneumococcus infections.

ethyl'idene. Ethidene, a theoretical radical, C_2H_4 , or CH_2CH , metameric with ethylene.

eth'yilism. Alcoholic addiction.

ethylurethane (eth-il-u're-thān). Ethyl carbamate, urethane.*

e'tiolate [Fr. *étioier*, to blanch.] 1. To make pale by absence of light. 2. To become pale or of sickly hue from the absence of light or from long illness.

etiola'tion. Pallor from confinement in a dark place or from a long illness.

etiological (e-ti-o-loj'i-kal). Relating to etiology.

etiolo'gy [G. *aitia*, cause, + *-logia*.] The doctrine of causes, specifically of the causes of disease; causation.

etiotropic (e-ti-o-trop'ik) [G. *aitia*, cause, + *trōpē*, a turning.] Directed against the cause, noting a remedy which attenuates or destroys the causal factor of a disease.

etrotomy (e-trot'o-mi) [G. *ethron*, hypogastrium, + *tomē*, incision.] Suprapubic incision.

eucaine (u'kah-ēn). A synthetic compound resembling cocaine in its properties; the hydrochloride is the salt usually employed, in a 2 per cent. solution for ophthalmic anesthesia.

eucalyptene (u-kā-lip'tēn). A hydrocarbon, $C_{10}H_{18}$, obtained by distilling eucalyptol with phosphoric anhydride. **e. hydrochlo'ride**, eucalyptol, occurring in white crystalline scales, of bitter taste; employed in diarrhea and typhoid fever and to relieve the cough of phthisis, in doses of gr. 2-6 (0.13-0.4).

eucalypt'ol. Eucalyptene hydrochloride.

eucalypt'ol (U.S.). Cineol, cajuputol; a colorless liquid of camphoraceous odor and pungent taste, $C_{10}H_{18}O$, obtained from the volatile oil of *Eucalyptus globulus*, and other species of *E.*; stimulant expectorant in doses of $\text{m}5-10$ (0.3-0.6).

eucalyptoresorcin (u-kā-lip'to-re-zor'sin). A mixture of eucalyptol and resorcin employed as an antiseptic.

eucalypt'us [G. *eu*, well, + *kalyptos*, covered, referring to the fact that the calyx is capped in the bud.] (U.S.) The dried leaves of *Eucalyptus globulus*, blue gum-tree, Australian fever-tree; employed in the treatment of malaria, bronchitis, asthma, and chronic gonorrhea, in doses of $\text{m}10-20$ (0.6-1.3) of the volatile oil.

euca'sin. Ammonium caseinate, prepared by passing ammonia gas over finely powdered dry casein; occurs as a yellowish-white powder; added as a concentrated food to bouillon, chocolate, etc.

eucerin (u-se'rin) [G. *eu*, well, and *L. cera*, wax.] Trade name of an ointment base, odorless and of a slightly yellowish color, made from an extractive of wool-fat.

euchlorhydria (u'klor-hy'dri-ah) [G. *eu*, well.] Normal chlorhydria, a condition in which free hydrochloric acid exists in normal amount in the gastric juice.

eucholia (u-ko'll-ah) [G. *eu*, well, + *cholē*, bile.] A normal state of the bile as regards quantity and quality.

eucrasia (u-kra'si-ah) [G. *eu*, well, + *krasis*, temperament.] A condition of diminished susceptibility to the action of certain drugs, articles of diet, etc.; see *orthocrasia*, *idiosyncrasy*.

eucyclic (u-si'klik) [G. *eu*, well, + *kyklos*, circle.] In botany, noting an isomeric flower with the parts of consecutive whorls alternating.

eudemol (u-dur'mol). Trade name of nicotine salicylate, employed externally in the treatment of scabies.

eudiaphoresis (u'di-ah-fo-re'sis) [G. *eu*, well, + *dia*, through, + *phorē*, I carry.] Normal, free sweating.

eudiemorrhysis (u'di-em-or'i-sis) [G. *eu*, well, + *dia*, through, + *haima*, blood, + *rhyssis*, a flowing.] A free normal capillary circulation.

eudiometer [G. *eudios*, serene, + *metron*, measure.] A graduated glass vessel used to test the purity of air and in the volumetric analysis of gases.

eudox'in. The bismuth salt of nosophen, a reddish-brown powder employed in various gastric and intestinal affections in doses of gr. 3-8 (0.2-0.5).

eudrenin (u'dren-in). Trade name of a concentrated solution of eucaine and adrenalin.

Euflagella'ta [G. *eu*, well.] Same as *Flagellata*.

eufor'mol. Trade name of an antiseptic and deodorizer.

eugal'ol. Pyrogallol monoacetate, monacetylpyrogallol, a yellowish-brown syrupy liquid, employed in psoriasis and various scaly skin diseases in a 66 or 33 per cent. acetone solution.

Euge'nia [after Prince *Eugene* of Savoy.] A genus of trees of the order *Myrtaceæ*. *E. caryophylla'ta* furnishes cloves; *E. chek'en*, chicken; *E. jambola'na*, jambul; *E. pimen'ta*, pimenta or allspice.

eugen'ic acid. Eugenol.

eugenics (u-jen'iks) [G. *eugeneia*, nobility of birth.] The science which deals with the influences, especially prenatal influences, that tend to better the innate qualities of man and to develop them to the highest degree.

eugenism (u-jen-izm). "The aggregate of the most favorable conditions for healthy and happy existence", (Galton.)

eugen'oform. Eugenolcarbinol, a colorless crystalline powder, employed as an intestinal disinfectant in doses of gr. 7½-15 (0.5-1.0).

eu'genol (U.S.). Eugenic acid, an aromatic phenol, $C_{10}H_{12}O_3$, obtained from oil of cloves, a light yellow liquid having an odor of cloves and a spicy taste; it is a local anesthetic and antiseptic, employed chiefly in dentistry as a substitute for oil of cloves; internally the dose is m3-5 (0.2-0.3).

Eugle'na [G. *eu*, well, + *glēnē*, eyeball.] A genus of infusorians, characterized by the presence of a minute spot of differentiated ectoplasm sensitive to light.

Euglen'ida [G. *eu*, well, + *glēnē*, eyeball.] An order of *Zoömetigophora*, embracing forms with contractile body, a mouth opening, one or two flagella, and chromatophores or "eyespot."

euglob'ulin. A protein forming, with pseudoglobulin, serum-globulin.

eugon'ic [G. *eu*, well, + *gonikos*, relating to the seed or offspring.] Noting a bacterial culture of luxuriant growth.

Eugregari'na [G. *eu*, well.] A suborder of *Gregarinida* reproducing only by spore formation.

eu'guform. Acetylated methylene diguaiacol, a grayish-white powder; employed as an antiseptic dressing in powder or ointment. *e. soluble*, a 50 per cent. solution of euguform in acetone.

eulatin (u'lā-tin). Proprietary name of a compound of amidobenzoic and bromobenzoic acids with antipyrine; a whitish powder of slightly acrid taste, recommended in whooping-cough in daily doses of gr. 30 (2.0) for children of 6 years.

Eulenburg's disease' (oi'len-boorg) [Albert *Eulenburg*, German neurologist, *1840.] Congenital paramyotonia.*

eulyp'tol. Trade name of an antiseptic mixture of eucalyptus oil, carbolic acid, and salicylic acid.

eu'menol. Trade name of a fluidextract of the root of a Chinese plant; it has been used in amenorrhea and dysmenorrhea in doses of 3-4 (2.0-4.0).

eumorphism (u-mor'fizm) [G. *eu*, well, + *morphē*, shape.] Preservation of the natural form of a cell in spite of the occurrence of pathological changes.

eumyces'tes [G. *eu*, well, + *mykēs*, fungus.] Hyphomycetes.

eu'mydrine. Trade name of methylatropine nitrate, $C_{17}H_{23}(CH_3)NO_3$; a white soluble crystalline salt, employed as a mydriatic in 1 or 2 per cent. solution, and given internally to control the night-sweats of phthisis in doses of gr. 3-15 (0.001-0.0025).

euna'trol. Sodium oleate.

eunoi'a [G. goodwill.] A normal mental state.

eunuch (u'nuk) [G. *eunouchos*.] One whose testicles have been removed.

eunuchism (u'nuk-izm). The symptom-complex caused by the absence of the testicles. *pituitary e.*, hypophysis* syndrome.

eunuchoid (u'nuk-oyd) [G. *eidos*, resembling.] Resembling, or having the general characteristics of, a eunuch.

eunuchoidism (u'nuk-oid-izm) [G. *eunouchos*, eunuch, + *eidos*, resemblance.] A condition marked by the symptom-complex of eunuchism, due to absence of the internal secretion of the testicles, the glands themselves, however, being present.

euon'ymin. Extractum euonymi siccum.

euonymus (u-on'i-mus) [G. *eunymos*, from *eu*, well, + *onyma*, name, having a good name, lucky.] (U.S.) *Euonymi cortex* (Br.), the dried root bark of *Euonymus alropurpurea*, wahoo, burning-bush, arrow-wood; employed as an hepatic tonic and laxative in doses of gr. 3-10 (0.2-0.6).

euophthal'min. Euphthalmium.

eupar'al (u'par-al). A medium for mounting histological specimens, composed of camsal, sandarac, eucalyptol, and paraldehyde.

eupa'trin. A glucoside, occurring as a bitter white powder, obtained from several species of *Eupatorium*; diaphoretic and tonic in doses of gr. 1-3 (0.06-0.2).

eupato'rium [G. *eupatōr*, born of a noble father, said of Mithridates.] (U.S.) The dried leaves and flowering tops of *Eupatorium perfoliatum*, thorough-wort, boneset, sweating-herb; employed as a bitter tonic, usually in a decoction of an ounce of the drug in a pint of boiling water, dose 3-12 (30.0-60.0).

eupepsia (u-pep'si-ah) [G. *eu*, well, + *pepsis*, digestion.] Good digestion.

eupep'tic. Digesting well; having a good digestive

euphorbia. (1) The dried plant, *Euphorbia pilulifera*, Australian snake-weed or cat's hair; employed in asthma, hay-fever, coryza, and other respiratory affections, and also in angina pectoris, in doses of gr. $\frac{1}{2}$ –1 $\frac{1}{2}$ (0.03–0.1) of the aqueous extract. (2) The root of *Euphorbia corollata*, spurge, purging root, a tree of eastern North America; employed in eclectic practice as a tonic for the mucous membrane of the digestive tract, allaying irritation and relieving constipation; dose gr. 1–10 (0.06–0.6) of the specific preparation.

euphorbium. A gum resin from *Euphorbia resinifera*; sometimes used as an emetic and cathartic, but chiefly confined to veterinary practice.

euphoria (u-fō'rī-ah) [G. *eu*, well, + *phērō*, I bear.] A general state of well being.

euphorin. Phenylurethane, carbanilic ether; a white crystalline powder, antipyretic and analgesic in doses of gr. 3–6 (0.2–0.4).

euphthalmia. The hydrochloride of methylvinyl-diacetone-alkamine, a synthetic substance occurring in snow-like crystals; it is mydriatic in 5 to 10 per cent. solution.

euplastic [G. *euplastos*, easily moulded; *eu*, well, + *plassō*, I form.] Healing readily and well.

eupnea, **eupnoea** [G. *eu*, well, + *pnōia*, breath.] Easy, free respiration.

euporphine. Apomorphine methylbromide, used for the same purposes as apomorphine hydrochloride.

eupraxia (u-prak'sī-ah) [G. *eu*, well, + *praxis*, a doing.] Normal ability to perform coordinated movements.

Euproc'is chrysorrhoe'a [G. *eu*, well, + *prōktos*, rump; *chrysis*, gold, + *rhoia*, flow.] The brown-tail moth, the hairs of the cocoon and caterpillar of which cause a troublesome dermatitis.

eupyrine. Vanillin ethylcarbonate-paraphenetidine, $C_{15}H_{15}O_3N$; employed as an antipyretic in doses of gr. 15–30 (1.0–2.0).

euphonia (u'kwīn-ēn, u-kwī'nīn). Euchinin, quinone ethylcarbonate, $C_{15}H_{15}N_2O_4$, occurring in white, acicular, nearly tasteless crystals; employed as a substitute for quinine or its salts in doses of gr. 10–20 (0.6–1.3).

Eureka Springs, Arkansas. Alkaline waters. Among the sixty springs are the "Little Eureka," "Sweet," "Magnetic," "Oil," "Arctic," and "Cold" springs. Used by drinking in rheumatism, nervous affections, disorders of the kidneys, bladder, and skin; dyspepsia, hay-fever, and general debility.

Eureka Springs, California. Muriated-saline-sulphureted waters. Used by drinking for the laxative and diuretic action.

euresol. Trade name of resorcinol monacetate, employed externally in the treatment of acne and tyrosias in 5 to 20 per cent. ointment.

eurethin. Chrysarobin triacetate, employed for the same purposes as chrysarobin, and said to be irritant and not to stain.

eustrophen. Diisobutyl-orthocresol-iodide, a yellow amorphous powder insoluble in water; employed externally in powder or ointment in skin diseases, varicose ulcers, etc., and internally in syphilis in doses of gr. $\frac{1}{2}$ –2 (0.03–0.13).

Eurotium (u-rō'shī-um). A genus of moulds. *E. maligrum*, a species sometimes causing inflammation by its presence in the external auditory meatus. *E. repens*, a common mould on stale bread and on jam.

eurygnathia (u-rig'nath'ik). Having a wide jaw.

eurygnathism (u-rig'na-thizm) [G. *eury*s, broad, + *gnathos*, jaw.] The condition of having a wide jaw.

eurygnathous (u-rig'na-thus). Eurygnathic.

euryon (u'rī-on) [G. *eury*s, broad.] The extremity, on either side, of the greatest transverse diameter of the head; a point used in craniometry.

eu'rythrol. Trade name of an aqueous extract of spleen substance, used in chlorosis and anemia.

eusapyl (u'sā-pil) [G. *eu*, well, + *sapōn*, soap, + *hylē*, stuff.] Trade name of a watery solution of potassium ricinoleate and chlor-metacresol, recommended as a hand disinfectant.

euscol'pol. Trade name of scopalamine hydrobromide.

Eustace Smith's disease. See *Smith's disease*.

Eustachian cath'eter (u-sta'kī-an) [Bartolommeo *Eustachio*, Italian anatomist, *1574.] A delicate properly curved tube, used for insertion into the orifice of the E. tube in order to distend it by air pressure or to facilitate the introduction of medicated vapor into the tympanum. *E. cusp'hion*, torus tubarius. *E. mus'cle*, laxator tympani muscle. *E. ton'sil*, a collection of lymphoid nodules within the E. tube, near its pharyngeal orifice. *E. tube*, tuba auditiva. *E. tu'ber*, a slight projection from the labyrinthine wall of the tympanum below the fenestra ovalis. *E. valve*, valvula venae cavae inferioris.

eustachitis (u-sta-kī'(ke'tis). Inflammation of the mucous membrane of the Eustachian tube.

eustachium (u-sta'kī-um). Eustachian tube.

eustomachous (u-stum'ā-kus) [G. *eu*, well, + *stomachos*, stomach.] Eupeptic.

Eustrongylus (u-stron'jī-lus) [G. *eu*, well, + *strongylos*, rounded.] A genus of *Nematoda* of the family *Strongylidæ*. *E. gi'gas*, a blood-red round worm, from 40 cm., 16 in., (male) to 100 cm., 39 in., (female) in length, 6 to 12 mm., $\frac{1}{2}$ to $\frac{1}{2}$ in., in diameter, sometimes inhabiting the pelvis of the kidney. *E. viscera'lis*, *E. gigas*.

eutectic (u-tek'tik) [G. *eu*, well, + *tēktos*, capable of being melted.] Easily melted; noting specifically mixtures of certain chemical compounds which have a lower melting point than any of their ingredients.

eutelolelectal (u-tel-o-les't-thal) [G. *eu*, well, + *telos*, end, + *lēkthos*, yolk.] Noting an ovum in which the deutoplasm of the yolk almost entirely displaces the cytoplasm from one pole.

euthanasia (u-than-a'zī-ah) [G. *eu*, well, + *thanatos*, death.] 1. A quiet, painless death. 2. A popular term for the alleged practice of putting an end to life by artificial means in cases of incurable and painful disease.

euthenics (u-then'iks) [G. *euthēnia*, well-being, weal.] The science which deals with the influences of environment and of sanitation that tend to improve the human race.

euthermic (u-thur'mik) [G. *eu*, well, + *thermos*, warm.] Promoting warmth.

euthy'mol. Trade name of an antiseptic mixture of eucalyptus oil and thymol.

eutocia (u-to'sī-ah) [G. *eu*, well, + *tokos*, childbirth.] Easy, normal childbirth.

eutrichosis (u-trī-kō'sis) [G. *eu*, well, + *thrīx* (trich-), hair.] A normal growth of healthy hair.

eutro'phia [G. *eu*, well, + *trophē*, nourishment.] A state of normal nourishment and growth.

eutroph'ic [G. *eu*, well, + *trophē*, nourishment.] Relating to or promoting eutrophia; well nourished.

eu'trophy. Eutrophia.

evac'uant [L. *evacuare*, to empty.] 1. Promoting an

excretion, especially of the bowels. 2. An agent which increases excretion, especially a cathartic.

evacuation. 1. Removal of waste material, especially from the bowels. 2. A discharge from the bowels, stool.

evacuator. A mechanical evacuant, an instrument for the removal of impacted feces from the rectum.

evapora'tion [L. *e*, out, + *vaporare*, to emit vapor.] 1. A change from liquid to vapor form. 2. Loss of volume of a liquid by conversion into vapor.

evect'ics [G. *euektia*, a good state of health.] The art of acquiring bodily vigor.

eventra'tion [L. *e*, out, + *venter*, belly.] 1. Protrusion of the bowels through an opening in the abdominal wall. 2. Removal of the contents of the abdominal cavity.

eversion (e-vur'shun) [L. *evertere*, to twist about.] A turning outward, as of the eyelid.

evert' [L. *evertere*, to twist about.] To turn outward.

ever'tor. Outward rotator.

Evian-les-Bains, France (a-vyah'la-bah'). Alkaline-saline-carbonated waters. Cold. Five springs. Used by drinking and bathing in disorders of the liver, intestines, and urinary organs; in skin diseases, neurasthenia, chronic dyspepsia, gout, diabetes, early arteriosclerosis, gastralgia, and diseases of women. May 15 to October 15.

évidement (a-véd-moh') [Fr. *évider*, to scoop out.] The scraping out of morbid tissue from a natural or pathological cavity.

evira'tion (e-vi-ra'shun) [L. *e*, out, + *vir*, man.] 1. Castration. 2. Loss or absence of the mental and physical characteristics of the male; effemination.

eviscera'tion (e-vis-ur-a'shun) [L. *eviscerare*, to disembowel.] 1. Disembowelling. 2. Removal of the contents of the eyeball, leaving only the sclera. 3. Removal of the entire contents of the orbit.

evisceroneurot'omy. Scleral evisceration of the eye with division of the optic nerve.

evolu'tion [L. *evolutus*; *evolvere*, to roll out.] 1. Development, the series of changes by which the impregnated ovum becomes an adult individual. 2. The doctrine that all forms of animal or plant life have been derived by gradual changes from simpler forms or from a single cell.

evul'sion [L. *evulsio*; *evellere*, to pluck out.] The forcible tearing away of a part or of a new growth, as a polypus.

Ewald's en'ema (a'vahlt) [Carl Anton Ewald, Berlin physician, *1845.] A nutrient enema containing eggs well beaten up, wheat flour boiled in a 20 per cent. grape-sugar solution, and red wine. **E's test break'fast**, consists of two rolls or slices of dry bread and nine to twelve ounces of water or weak tea, taken fasting in the morning; the stomach contents are examined an hour and a half later.

Ewart's proce'dure (yoo'art) [William Ewart, English physician, *1848.] Elevation of the larynx between the thumb and forefinger to elicit tracheal tugging. **E's sign**, elevation of the clavicle in cases of extreme distention of the pericardium with fluid.

ex- [L. and G. out of.] A prefix denoting out of, from, away from.

exacerbation (eks-as-er-ba'shun) [L. *exacerbare*, to exasperate.] An increase in the severity of a disease or any of its symptoms.

exalbu'minous. Noting a seed without endosperm.

exal'gin [G. *ex*, out of, + *algos*, pain.] Methylacetanilide, a coal-tar derivative, employed as an

analgesic and antipyretic in doses of gr 4-12 (0.03-0.12).

exam'iner. One who examines. **med'ical e.** (1) a physician who examines an applicant for insurance or other person, and reports upon his physical condition to the company or individual at whose request the examination was made. (2) in States where the office of coroner has been abolished, a medical man appointed to investigate all cases of sudden or violent death.

ex'anthem [G. *exanthema*.] 1. Exanthema (1). 2. A skin eruption occurring as a symptom of a general disease, such as scarlet fever or measles.

exanthe'ma, pl. *exanthe'mata* [G.] A general disease accompanied by an eruption on the skin, such as measles; an eruptive fever. 2. Exanthem (2).

exanthem'atous. Relating to an exanthema or disease, exanthema (1).

exanthe'sis. 1. A rash or exanthem. 2. The coming out of a rash or eruption.

exanthrope (eks-an'thröp) [G. *ex*, out of, + *anthropos*, man.] An external cause of disease, one not originating in the body.

exanthrop'ic. Originating outside of the human body.

exarteritis (eks-ar-ter-i'(e')tis). Inflammation of the adventitia, or outer coat of an artery.

exarticula'tion [L. *ex*, out, + *articulus*, joint.] Amputation of a limb through one of the joints.

excavatio (eks-ka-va'shi-o) [L.] Excavation or pit.

papill'ae nervi op'tici, excavation of the papilla of the optic nerve, a pit or depression in the center of the optic papilla. **e. rectouteri'na** [BNA], rectouterine pouch, rectogenital pouch, cavity of Douglas, Douglas's cul-de-sac, Douglas's pouch, a pocket formed by the deflection of the peritoneum from the rectum to the uterus. **e. rectovesica'lis** [BNA], the fold of peritoneum dipping down between the rectum and the bladder in the male. **e. vesicouteri'na** [BNA], uterovesical or vesicouterine pouch, the fold of peritoneum dipping down between the bladder and the uterus.

excava'tion [L. *excavare*, to hollow out.] 1. The formation of a cavity, hollowing out. 2. A natural cavity or recess, excavation. 3. A cavity formed artificially or as the result of a pathological process. **atroph'ic e.**, an exaggeration of the normal or physiological cupping of the optic disc (excavatio papillae nervi optici) caused by atrophy of the optic nerve. **glauco'matous e.**, glaucomatous cup.* **physiolog'ical e.**, excavatio papillae nervi optici.

ex'cavator. 1. An instrument like a large sharp spoon or scoop, employed in scraping out pathological tissue. 2. In dentistry a tool for cleaning out and shaping a carious cavity preparatory to filling.

Excel'sior Spring, New York. Saline-calcic water. Used by drinking for the diuretic and gently aperient action.

excen'tric [G. *ex*, from, + *kentron*, center.] Away from the center; efferent.

excerebration (ek'ser-e-bra'shun). Removal of the brain in the operation of embryotomy.

excern' [L. *excernere*, to sift out.] To excrete.

excernent (ek-sur'nent). 1. Excretory, excreting, promoting excretion. 2. An agent which promotes excretion or causes an evacuation.

exci'pient [L. *excipiens*; *excipere*, to receive.] A more or less inert substance added in a prescription as a diluent, or to give form or consistency when the remedy is given in pill form; simple syrup, aromatic powder, honey, and various elixirs are examples of excipients.

ex'ciple, excip'ulum [L. *excipere*, to take out, to receive.] In lichens, the rim formed around the mature sporocarp by the partial envelope produced by the thallus.

excision (ek-si'shun) [L. *excidere*, to cut out.] The operative removal of a portion of a limb, organ, or other part.

excitability. Irritability, capability of quick response to a stimulus.

excitable. Irritable, capable of quick response to a stimulus.

excitant [L. *excitare*, to arouse.] 1. Stimulating. 2. A stimulant.

excitation (ek-si-ta'shun). Stimulation, increasing the rapidity or intensity of the physical or mental processes. **law of e.**, a motor nerve replies, by contraction of its muscle, not to the absolute value, but to the alteration of value from moment to moment, of the electric current. **law of polar e.**, a given segment of a nerve is irritated by the development of catelectrotonus and the disappearance of anelectrotonus, but the reverse does not hold.

excitoglandular. Increasing the secretory activity of a gland.

excitometabol'ic. Increasing the activity of the metabolic processes.

excitomo'tor. Causing or increasing the rapidity of motion.

excitomus'cular. Causing muscular activity.

excit'or. That which excites to increased action, a stimulant. **e. nerve**, a nerve conducting impulses which stimulate to increased function.

excitosecretory (ek-si'to-se-kre'to-ri). Stimulating to secretion, excitoglandular.

excitovas'cular. Increasing the activity of the circulation.

enclave (eks-k'lāv) [L. *ex*, out, + *-clave* (see *enclave*).] An outlying, detached portion of a gland or other part, such as the thyroid or pancreas; an accessory gland.

exclusion [L. *excludere*, to shut out.] Shutting out, disconnecting from the main portion.

excoheation (eks-kok-le-a'shun) [L. *ex*, out, + *excoha*, spoon.] Scraping out the contents of a cavity.

exco'riate. To scrape away or otherwise remove the epidermis, leaving a raw surface.

excoriation (ek-sko-ri-a'shun) [L. *ex*, out, + *corium*, skin.] 1. Removal of the superficial protective layer of the skin or mucous membrane. 2. A raw surface left after the scraping away of the epidermis.

excrement [L. *excernere*, to separate, take away.] Waste matter or any excretion cast out of the body; *feces*.

excrementitious (eks-kre-men-ti'shus). Relating to any cast out waste material.

excre'scence (eks-kres'ens) [L. *excre'scere*, to grow forth.] Any outgrowth from the surface, especially a pathological growth.

excre'ta (eks-kre'tah) [L. neut. pl. of *excretus*; *excernere*, to separate.] Excreted material, cast out waste matter.

excre'te. To separate from the blood and cast out, noting the function of glands the product of whose activity is waste matter and not utilized in the body.

ex'cretin. A crystalline compound found in feces.

excretion (eks-kre'shun) [L. *excretus*, separated, sifted out.] 1. The process whereby the undigested residue of food and the waste products of metabolism are thrown out of the body. 2. The

product of a gland which is waste material to be passed out of the body.

excre'tory. Relating to excretion.

exencepha'lia [G. *ex*, out, + *enkephalos*, brain.] A condition in which the skull is defective, the brain being exposed or extruding.

exencephal'ic. Exencephalous.

exenceph'alous. Relating to exencephalia.

exenceph'alic. A monster with the brain more or less outside of the cranial cavity.

exentera'tion [G. *ex*, out, + *enteron*, bowel.] Evisceration.

exenteri'tis (eks-en-ter-i'('e')tis) [G. *exō*, on the outside, + *enteritis*.] Inflammation of the peritoneal covering of the intestine.

ex'ercise bone. A bone resulting from ossification of a muscle or tendon in consequence of exercise; cavalry bone, rider's bone.

exfeta'tion [L. *ex*, out, + *fetus*.] Extrauterine pregnancy, ectopic gestation.

exfolia'tio [L.] Exfoliation. **e. area'ta lin'gue**, geographical tongue.

exfolia'tion [L. *ex*, out, + *folia*, leaves.] Stripping off in layers or sheets, noting especially a form of desquamation.

exhalation (eks-ha-la'shun) [L. *exhalare*, to breath out.] 1. Expiration, breathing out. 2. The giving forth of gas or vapor. 3. Any exhaled or emitted gas or vapor, emanation.

exhale. To breathe out, expire. 2. To emit a gas or vapor or odor.

exhaustion (egz-aws'chun)

[L. *exhaustire*, to drink

up, empty.] 1. Extreme

fatigue, inability to re-

spond to stimuli. 2. Re-

moval of contents; using

up of a supply of any-

thing. 3. Extraction of

the virtues of a drug by

treating with water,

alcohol, or other solvent.

exhibit (eg-zib'it) [L. *ex-*

hibere, to offer, to pre-

sent.] 1. To show, pre-

sent to view. 2. To

administer or give a drug.

3. Anything or any col-

lection of things, drugs,

instruments, etc., exposed to view.

exhibition (eks-i-bl'shun). 1. A showing forth,

exposure to view. 2. A collection of objects

exposed to view. 3. The administration of a

remedy.

exhibitionist (eks-i-bl'shun-ist). One who has an

insane or neurotic compulsion to expose the

genitals to a person of the opposite sex.

exhilarant (eg-zil'er-ant). Mentally stimulating.

exhumation (eks-hu-ma'shun) [L. *ex*, out of, +

humus, earth.] Removal of a corpse from the

grave, disinterment.

Ex'ner's nerve [Sigmund *Exner*, Viennese physi-

ologist, *1846.] A nerve-twig coming from the

pharyngeal plexus to the cricothyroid membrane.

E.'s plex'us, a plexus formed by horizontal fibers

(axis-cylinder terminals) in the superficial layer

of the cerebral cortex.

exo- [G. *exō*, outside.] A prefix denoting exterior

or external.

exocar'dia [G. *exō*, outside, + *kardia*, heart.] Con-

genital displacement of the heart.

exocar'diac, exocar'dial. Relating to exocardia.

exocataphoria (eks-o-kat-ā-for'i-ah) [G. *exō*, out-

ward, + *kata*, downward, + *phora*, motion.] A



EXENCEPHALUS.

tendency of the eye to deviate outward and downward.

exoccipital bone (eks-ok-sip'tal bôn). One of the two segments of the occipital bone bounding the foramen magnum laterally, each of which forms an independent bone in the infant.

exochorion (eks-o-ko'rî-on). The layer of the chorion derived from the ectoderm.

exocolitis (eks-o-ko-li'le'tis). Inflammation of the peritoneal coat of the colon.

ex'ocrin [G. *exô*, out of, + *krinô*, I separate.] External secretion of a gland.

exod'ic [G. *exô*, out, + *hodos*, way.] Proceeding toward the periphery, efferent; centrifugal.

ex'odin. Trade name of a mixture of derivatives of rufigallic acid, a yellowish, tasteless powder, recommended as a cathartic in doses of gr. 15-22 (1.0-1.5).

exog'amy [*exô*, outside, + *gamos*, marriage.] Reproduction by conjugation of two unrelated cells.

exogastritis (eks-o-gas-tri'(tre'tis). Inflammation of the peritoneal coat of the stomach.

exogenet'ic [G. *exô*, outside, + *genesis*, generation.] Exogenous.

exogenous (ex-oj'en-us) [G. *exô*, outside, + *gennaô*, I produce.] Originating or produced outside. **e. cycle**, sexual cycle of the hemoprotozoa, occurring in the non-vertebrate host.

exognathion (eks-og-na'thî-on) [G. *exô*, outside, + *gnathos*, jaw.] The maxilla, exclusive of the os incisivum, or premaxillary bone.

exohys'teroplexy [G. *exô*, on the outside, + *hystera*, uterus, + *pêxis*, fixation.] Fixation of the fundus of a prolapsed uterus outside of the peritoneum under the fascial layer.

exometritis (eks-o-me-tri'(tre'tis) [G. *exô*, outside, + *mêtra*, uterus, + *-itis*.] Inflammation of the peritoneal coat of the uterus.

exom'phalos [G. *ex*, out, + *omphalos*, umbilicus.] Exumbilication. 1. Protrusion of the umbilicus. 2. Umbilical hernia.

exopath'ic. Noting a disease whose origin is outside the body.

exop'athy [G. *exô*, outside, + *pathos*, suffering.] A disease produced by some cause outside the body.

exopho'ria [G. *exô*, outward, + *phora*, movement.] A tendency of one eye to deviate outward, divergent squint.

exophor'ic. Relating to exophoria.

exophthal'mic. Relating to exophthalmos; marked by prominence of the eyeball. **exophthal'mic goi'ter**, a condition marked by prominence of the eyeballs, enlargement of the thyroid gland, tremor, and rapid heart action; Graves', Basedow's, Flajani's, Marsh's, Parson's, or Parry's disease.

exophthalmom'eter [*exophthalmos* + G. *metron*.] An instrument for measuring the amount of protrusion of the eyeball.

exophthal'mos, exophthal'mus [G. *ex*, out, + *ophthal'mos*, eye.] A protrusion or prominence of the eyeball.

ex'oplasm [G. *exô*, on the outside.] Ectoplasm.

exorbitism (eks-or'bi-tizm) [L. *ex*, out, + *orbita*, orbit.] Exophthalmos.

exosep'sis. Sepsis of external origin.

exoskel'eton [G. *exô*, on the outside, + *skeleton*.] 1. All hard parts, such as hair, teeth, nails, feathers, dermal plates, scales, etc., developed from the ectoderm or mesoderm in vertebrates. 2. The outer chitinous envelope of an insect.

exosmose, exosmosis (eks'oz-mos, eks-oz-mo'sis).

Osmosis from within outward, as from the interior of a blood-vessel.

exosplen'opexy [G. *exô*, outside, + *splên*, spleen, + *pêxis*, fastening.] Suturing the spleen to an opening in the abdominal wall.

exospore (eks'o-spôr) [G. *exô*, outside, + *spora*, seed.] A spore which forms on the outside, usually at one or the other end, of a rod bacterium.

exospo'rium. The outer envelope of a spore.

exosto'sis [G. *ek, ex*, out from, + *osteon*, bone.] A bony tumor springing from the surface of a bone most commonly in the form of ossification of muscular attachments. **den'tal e.**, a bone-like growth springing from the root of a tooth. **e. bursa'ta**, an e. springing from the joint surface of a bone and covered with cartilage and a synovial sac. **e. cartilagin'ea**, an e. springing from the epiphysis or joint surface of a bone; an ossified chondroma. **I'vory e.**, a small, rounded, ennobled tumor springing from a bone, usually one of the cranial bones.

exoter'ic [G. *exôteros*, outer.] 1. Of external origin arising outside the organism. 2. Ectoblastic.

exothermic (eks-o-thur'mik) [G. *exô*, outside, + *thermos*, warmth.] 1. Noting a chemical compound the formation of which is attended with the development of heat. 2. Relating to the external warmth of the body.

exothy'reopexy [G. *exô*, outside, + *thyreos*, shield (thyroid), + *pêxis*, fastening.] Suture of the thyroid gland into an external wound for the purpose of inducing atrophy.

exo'tospore [G. *exô*, outside.] Sporozoite.

exotox'ic (eks-o-toks'ik). 1. Relating to an exotoxin. 2. Relating to the introduction of an exogenous poison or toxin.

exotox'in [G. *exô*, outside.] A toxin excreted by a microorganism, and which can be recovered by filtration from a culture without destruction of the producing agent.

exotro'pia [G. *exô*, outward, + *tropê*, turn.] External squint.

expans'ion [L. *expandere*, to spread out.] 1. An increase in size. 2. The spreading out of any structure, as a tendon. 3. An expanse, a wide area. **exp'ectancy** [L. *expectare*, to await.] Expectation. 1. Life e., the number of years remaining to one at a given age if he is to reach the average length of life.

expect'ant. Waiting, looking for, e. treatment, management of a disease by giving little medication, but watching for the symptoms or indications and treating them as they arise.

expecta'tion of life. Life expectancy.*

expect'orant [L. *ex*, out, + *pectus*, chest.] 1. Promoting secretion from the mucous membrane of the air-passages or facilitating its expulsion. 2. An agent which increases bronchial secretion and facilitates its expulsion.

expectora'tion. 1. Sputum; mucus and other fluids formed in the air-passages and expelled by coughing. 2. Spitting; the expelling from the mouth of saliva, mucus, and other material from the air-passages. **prune-juice e.**, e. of a thin reddish fluid containing blood.

expel' [L. *expellere*.] To drive out.

expiration (ek-spi-ra'shun) [L. *expirare*, to breathe out.] Exhalation (1), breathing out.

expir'atory. Relating to expiration.

expire'. 1. To breathe out, to exhale. 2. To die.

explode' [L. *explodere*, to drive away by clapping] 1. To cause chemical changes or disintegration accompanied by noisy violence. 2. To burst. 3. To break out suddenly, as an epidemic.

explora'tion [L. *explorare*, to explore.] Examination, investigation; a search for symptoms to aid in diagnosis.

explora'tory. Relating to or with a view to exploration. **e. incision**, **e. operation**, **e. puncture**, etc., an incision, operation, puncture, etc., made in order to ascertain the condition present.

explos'ion. A sudden discharge of nerve force.

explo'sive. Capable of, or with a tendency to, explosion.

express' [L. *expressus*; *exprimere*, to press out.] To press or squeeze out.

expression (eks-presh'un). 1. Squeezing out, expelling by pressure. 2. Facies.

expul'sive [L. *expulsus*; *expellere*, to drive out.] Tending to expel. **e. pains**, effective labor pains, those associated with contraction of the uterine muscle.

exsanguinate (ek-sang'win-ät) [L. *ex*, out, + *sanguis*, blood.] 1. To deprive of blood, to make bloodless. 2. Exsanguine.

exsanguina'tion. Depriving of blood, making exsanguine.

exsanguine (ek-sang'gwin). Bloodless, anemic.

excise' [L. *excisus*; *excicare*, to cut out.] To excise, to cut out a portion of an organ, a bone, or any other part.

excision. Excision, the cutting out of a portion of bone, of an organ, or of any tissue or part.

exsic'cant [L. *exsiccare*, to dry out.] 1. Drying, absorbing a discharge. 2. A dusting or drying powder.

exsiccate. To dry, absorb moisture from.

exsiccation. The process of drying.

ectrophy [G. *ex*, out, + *strophê*, a turning.] A congenital turning out or eversion of a hollow organ. **e. of the bladder**, a congenital absence of the anterior wall of the bladder and of the abdominal wall in front of it, the posterior wall of the bladder being exposed.

extemporaneous [L. *ex*, according to, + *tempus*, time] Offhand, without preparation. **e. mixture**, one prepared at the time ordered, according to the directions of a prescription, as distinguished from a stock preparation.

extend' [L. *extendere*, to stretch out.] To straighten a limb, to diminish or extinguish the angle formed by flexion; to place the distal segment of a limb in such a position that its axis is continuous with that of the proximal segment.

extension [L. *extensio*.] 1. The act of extending a limb. 2. The position of a limb that is extended.

e. A pulling or dragging force exerted on a limb in a direction away from the body. **Buck's e.**, see *Buck*.

extensor. A muscle the contraction of which tends to straighten a limb; the antagonist of a flexor; see under *musculus*.

exterior [L.] Outside, external.

extern (ek'sturn) [P. *externe*, outside, a day scholar.]

An advanced student or recent graduate who assists in the medical or surgical care of hospital patients, but who lives outside of the institution.

externa' [Fr.] Extern.

external [L. *externus*.] Exterior, on the outside; of two similar structures the one farther from the center of the body, lateral; opposed to internal, or medial.

exteroceptive (eks'ter-o-sep'tiv) [L. *exterus*, outside, - *capere*, to take.] Relating to the exteroceptors, noting the surface of the body containing the end-organs adapted to receive impressions or stimuli from without.

exteroceptor (eks'ter-o-sep'tor) [L. *exterus*, external,

+ *receptor*, receiver.] One of the peripheral organs of the afferent nerves in or immediately under the skin or external mucous membrane, which respond to stimulation by external agents.

ex'tima [L. fem. of *extimus*, outermost; sc. *tunica*, coat.] Adventitia, the outer coat of a blood-vessel.

extinc'tion [L. *extinctus*; *extinguere*, to quench.] The act of extinguishing or of being extinguished.

e. of mercury, trituration of mercury with lard or other vehicle until all visible trace of the metal has disappeared.

ex'time. The exosporium of a pollen grain.

extinguish (eks-ting'gwish) [L. *extinguere*, to abolish, to quench.] To quench, as a flame; to abolish; to cause loss of identity; to destroy.

extirpa'tion [L. *extirpare*, to root out.] The entire removal of an organ or part or of a pathological structure.

extor'sion [L. *extorquere*, to twist out.] Outward rotation of a limb or of an organ such as the eye.

extra-artic'ular. Outside of a joint.

extrabucc'al. Outside of the mouth.

extrabul'bar. Outside of or unrelated to any bulb, such as the bulb of the urethra or the medulla oblongata.

ex'tracap'sular. Outside of the capsule of a joint.

extracar'pal. 1. Outside of, having no relation to, the carpus. 2. On the outer side of the carpus.

extracell'ular. Outside of the cells.

extracorporeal (ek'strah-kor-po're-al). Outside of, or unrelated to, the body or any anatomical "corpus."

extracorpus'cular. Outside of the corpuscles, especially the blood-corpuscles.

extracra'nial. Outside of the cranial cavity.

ex'tract. Extractum. **alcohol'ic e.**, a solid e. obtained by dissolving out in alcohol the principles of a drug soluble in this fluid. **a'queous e.**, a solid e. obtained by means of water as a menstruum. **equiv'alent e.**, valoid. **fluid e.**, fluid-extractum. **liq'uid e.**, fluid e. **hydroalcohol'ic e.**, a solid e. obtained by dissolving out the principles of the drug soluble in alcohol and water, and then evaporating the solution.

extrac'tion [L. *extractus*; *extrahere*, to draw out.] 1. The pulling out, as of a tooth. 2. The removal of the active portion of a drug, the making of an extract.

extract'ive. A substance present in vegetable or animal tissue which can be separated by successive treatment with alcohol and water and then recovered by evaporation of the solution.

extrac'tor. An instrument for use in drawing or pulling out any natural part, as a tooth, or a foreign body.

extrac'tum, gen. *extrac'ti*, pl. *extrac'ta* [L. *ex*, out, + *trahere*, to draw.] Extract, solid extract; a class of pharmacopoeial preparations obtained by the evaporation of alcoholic or aqueous solutions of the soluble principles of drugs; they are of soft pilular consistency or in the form of dry powder. Most of the extracts are four times the strength of the crude drug. Some extracts, especially of the B.P., are made of the inspissated juice of the fresh plant. **e. liq'uidum**, the B.P. equivalent of U.S.P. fluidextractum.

e. acal'yphæ liq'uidum (B.A.), liquid extract of acalypha; dose ℥ss-30 (0.3-2.0).

e. aconit'i rad'icis, extract of aconite root, dose gr. ʒ-i (0.01-0.02).

e. adhat'odæ liq'uidum (B.A.), liquid extract of adhatoda; dose ℥ss-60 (1.3-4.0).

e. agrop'ryi liq'uidum (B.A.), liquid extract of

agropyrum, fluidextract of triticum (U.S.); dose 3i-2 (4.0-8.0).

e. al'oes (U.S.), e. al'oes barbadensis (Br.), extract of aloes, a yellowish brown powder; dose, gr. 1-2 (0.06-0.13).

e. anthem'idis (Br.), extract of chamomile, a soft solid of a dark brown color; dose, gr. 2-10 (0.12-0.6).

e. bael'ae liq'uidum (B.A.), liquid extract of bael fruit; dose 3i-2 (4.0-8.0).

e. belladon'nae alcohol'icum (Br.), alcoholic extract belladonna, a brownish powder, containing 1 per cent. of the alkaloids; dose, gr. 1-1 (0.016-0.06).

e. belladon'nae folio'rum (U.S.), extract of belladonna leaves, a soft solid of a brownish green color; dose, gr. 1-1 (0.008-0.016).

e. belladon'nae liq'uidum (Br.), liquid extract of belladonna (root), containing 0.75 per cent. of alkaloids; dose, ʒi-1 (0.03-0.06).

e. belladon'nae vir'ide (Br.), green extract of belladonna, an inspissated juice of the fresh leaves and twigs; dose, gr. 1-1 (0.016-0.06).

e. can'nabis ind'icae (U.S. and Br.), extract of Indian cannabis or Indian hemp, a soft solid of blackish green color; dose, gr. 1-1 (0.008-0.016).

e. car'nis, extract of meat, usually made of beef though sometimes, especially in Australia, of mutton; it occurs in various forms, powder, semisolid, and liquid, containing the nitrogenous bases and variable proportions of albumoses; employed chiefly in the making and flavoring of soups and in fortifying other liquid foods; meat extracts contain very little nourishment and are mainly stimulants.

e. cas'carae sagra'dae (Br.), extract of cascara sagrada e. rhamni purshiana (U.S.), a dry powder; dose, gr. 2-7½ (0.13-0.5); (the name should be e. cascara sagrada, for the term is Spanish and indeclinable).

e. cas'carae sagra'dae liq'uidum (Br.), liquid extract of cascara sagrada; dose, ʒj30-60 (2.0-4.0).

e. cimicif'ugae (U.S.), extract of cimicifuga or black cohosh, a brownish yellow powder; dose, gr. 2-8 (0.13-0.5).

e. cincho'nae, extract of cinchona, extract of calisaya bark, a dry extract of reddish brown color; dose, gr. 10-30 (0.6-2.0).

e. cissam'pelli liq'uidum (B.A.), liquid extract of cissampelos; dose, ʒj30-60 (2.0-4.0).

e. col'chici (Br.), extract of colchicum, the inspissated juice of fresh colchicum corms, a soft solid; dose, gr. 1-1 (0.016-0.06).

e. col'chici cor'mi (U.S.), extract of colchicum corm made from the dried corms; an extract of pilular consistence; dose, gr. 2-3 (0.13-0.2).

e. colocyn'thidis (U.S.), extract of colocynth, a dry powder; dose, gr. 2-5 (0.13-0.3).

e. colocyn'thidis compos'itum (U.S. and Br.), compound extract of colocynth, containing colocynth, aloes, cardamom, and scammony; a fine powder; dose, gr. 2-5 (0.13-0.3).

e. digita'lis (U.S.), extract of digitalis, a mass of pilular consistence; dose, gr. 1 (0.06).

e. ergo'tae (U.S. and Br.), extract of ergot, ergotin, a soft solid; dose, gr. 5-20 (0.3-1.3).

e. euon'yimi (U.S.), extract of euonymus, a fine powder; dose, gr. 1-8 (0.06-0.5).

e. euon'yimi sic'cum (Br.), dry extract of euonymus, euonymin, a brown powder; dose, gr. 1-2 (0.06-0.13).

e. ferri poma'tum (N.F.), ferrated extract of apple, crude malate of iron; prepared by macerating iron wire in sour apple pulp; chalybeate tonic in dose of gr. 10 (0.6).

e. fil'icis liq'uidum (Br.), liquid extract of male fern; dose, ʒj45-90 (3.0-6.0).

e. gentian'ae (U.S. and Br.), extract of gentian, a mass of pilular consistence; dose, gr. 1-8 (0.06-0.5).

e. glycyrrh'izae (U.S. and Br.), extract of licorice, a hard, black mass, usually found in the shops in the form of sticks; employed chiefly as a flavor and to mask the taste of bitter drugs.

e. glycyrrh'izae depura'tum (N.F.), purified extract of licorice; prepared by washing commercial extract of licorice and evaporating the solution.

e. glycyrrh'izae pu'rum (U.S.), pure extract of licorice, an extract made by means of ammonia and glycerin, of a pilular consistence, a brown color, and a

sweet taste; used in the preparation of compound licorice mixture and to cover the taste of bitter drugs.

e. glycyrrh'izae spiritu'sum (B.A.), spiritus extract of licorice; extract of licorice 2, water and 98 per cent. alcohol each 1; dose, ʒj1-1 (2.0-4.0).

e. gossyp'ii liq'uidum (B.A.), liquid extract of cotton root bark; dose, ʒj30-60 (2.0-4.0).

e. haemato'ryli (U.S.), extract of hematoxylin, extract of logwood, a dry extract of sweetish and astringent taste; dose, gr. 5-10 (0.3-0.6).

e. hyocy'ami (U.S.), extract of hyocyamus, extract of henbane; of pilular consistence obtained by evaporation of the fluidextract; dose, gr. 1-2 (0.06-0.13).

e. hyocy'ami vir'ide (Br.), green extract of hyocyamus, the inspissated juice of fresh henbane; dose, gr. 2-8 (0.13-0.5).

e. jalap'ae (Br.), extract of jalap, a firm solid; dose, gr. 5-15 (0.3-1.0).

e. ka'vae liq'uidum (B.A.), liquid extract of ka'va rhizoma; diuretic in doses of ʒj30-60 (2.0-4.0).

e. krame'riae (U.S. and Br.), extract of kramera, or of rhathany, a dry extract; dose, gr. 5-20 (0.3-1.3).

e. leptan'drae (U.S.), extract of leptandra, a blackish brown powder; dose, gr. 2-5 (0.13-0.3).

e. liq'uidum, liquid extract, the B.P. equivalent of the U.S.P. fluidextractum or fluidextract. The B.P. preparations will be found in this list, under extractum [name of drug] liquidum; those of the U.S.P. under fluidextractum.

e. mal'ti (U.S.), extract of malt, a semisolid of the consistence of thick honey; used as a tonic in doses of ʒj2-4 (8.0-16.0), and as a vehicle.

e. nu'cis vom'icae (U.S. and Br.), extract of nuxvomica, a dry powder of 5 per cent. strychnine strength; dose, gr. 1-1 (0.015-0.03).

e. op'ii (U.S. and Br.), extract of opium, a dry powder (U.S.) or mass of pilular consistence (Br.) of 20 per cent. morphine strength; dose, gr. 1-1 (0.015-0.03).

e. op'ii liq'uidum (Br.), liquid extract of opium, containing 0.75 per cent. morphine, being of the same strength as the tincture of the B.P.; dose, ʒj5-20 (0.3-2.0).

e. physostig'matis (U.S. and Br.), extract of physostigma, extract of Calabar bean, a powder containing 2 per cent. of the ether-soluble alkaloids (U.S.), or a firm solid containing an indefinite amount, 2 to 5 per cent., of the alkaloids (Br.); dose, gr. 1-1 (0.065-0.008); gr. 1-1 (0.015-0.06) of the B.P. extract.

e. picrorrh'izae liq'uidum (B.A.), liquid extract of picrorrhiza, antiperiodic and tonic in doses of ʒj10-20 (0.6-2.0).

e. quas'siae (U.S.), extract of quassia, a fine powder; dose, gr. 1-3 (0.06-0.2).

e. rham'ni purshiana (U.S.), extract of rhamnus purshiana, e. cascarae sagra'dae (Br.), a dry powder; dose, gr. 2-7½ (0.13-0.5).

e. rhe'l (U.S. and Br.), extract of rhubarb, yellowish brown mass of pilular consistence; dose, gr. 5-20 (0.3-0.6).

e. sco'polae (U.S.), extract of scopolia, a powder containing 2 per cent. of mydriatic alkaloids; dose, gr. 1-1 (0.008-0.015).

e. stramo'ni (U.S. and Br.), extract of stramonium, mass of pilular consistence made from the leaves (U.S.) or from the seed (Br.); the U.S. extract contains 1 per cent. of mydriatic alkaloids, dose, gr. 1-1 (0.008-0.015); the Br. extract is weaker, dose, gr. 1-1 (0.015-0.06).

e. strophan'thi (Br.), extract of strophanthus, a powder diluted with milk sugar so as to represent one-half of its weight of strophanthus seed, dose, gr. 1-1 (0.008-0.015).

e. sum'bula (U.S.), extract of sumbul, extract of muskroot, a yellowish brown mass of pilular consistence; dose, gr. 1-5 (0.06-0.1).

e. tarax'aci (U.S. and Br.), extract of taraxacum, extract of dandelion, a mass of pilular consistence (the B.P. extract is the inspissated juice of the fresh root); dose, gr. 5-20 (0.3-1.3).

e. tarax'aci liq'uidum (Br.); dose, ʒj2-2 (4.0-8.0).

e. thebe'icae, e. op'ii.

e. viburn'i liq'uidum (B.A.), liquid extract of viburnum; dose ʒj1-2 (4.0-8.0).

extracystic. Outside of, or unrelated to, the gall-bladder or urinary bladder or any cystic tumor.

extradural. 1. On the outer side of the dura mater. 2. Unconnected with the dura mater.

extraepiphyseal (ek'strah-ep-i-fiz'e-al). Not relating to, or connected with, an epiphysis.

extragenital. Outside of, away from, or unrelated to, the genital organs.

extrahepatic. Outside of, or unrelated to, the liver.

extraligamentous. Outside of, or unconnected with, a ligament.

extramalleolus. External or lateral malleolus.

extramastoiditis (ek'strah-mas-toy-di'(de')tis). Inflammation of the tissues outside the mastoid process.

extramedullary. Outside or unrelated to any medulla, especially the medulla oblongata.

extramural [L. *murus*, wall.] Outside, not in the substance, of the wall of a part.

extraneous [L. *extraneus*.] Outside of the organism and not belonging to it.

extranuclear (ek'strah-nu'kle-ar). Outside of a nucleus.

extrapapillary. Outside of, or unconnected with any papilla or papillary structure.

extraparenchymal (eks-trah-par-en'ki-mal). Unrelated to the parenchyma of an organ, belonging rather to the stroma.

extraperineal. Not connected with the perineum.

extraperiosteal. Not connected with, or unrelated to, the periosteum.

extraperitoneal. Outside of the peritoneal cavity.

extraphysiological (eks-trah-fiz-i-o-loj'i-kal). Outside of the domain of physiology; more than physiological, therefore pathological.

extraplacental. Outside of, or unrelated to, the placenta.

extrapolar. Outside of, not between the poles of, an electric battery.

extraprostatic. Outside of, or independent of, the prostate gland.

extrapulmonary. Outside the lungs, having no relation to the lungs.

extrapyramidal. Outside of the pyramidal tracts.

extraserous. Outside of a serous cavity.

extrasomatic (ek'strah-so-mat'ik). Outside of, or unrelated to, the body.

extrasystole (eks-trah-sis'to-le). The premature contraction of one or more chambers of the heart, the fundamental rhythm of the cardiac action being maintained. **auricular e.-s.**, premature contraction of an auricle. **interpolated e.-s.**, a contraction occurring between two normal beats of the heart. **nodal e.-s.**, a premature contraction of both chambers together of one side of the heart. **ventricular e.-s.**, premature contraction of the ventricle.

extratarsal. 1. Outside of, having no relation to, the tarsus. 2. On the outer side of the tarsus.

extratracheal (eks-trah-tra'ke-al). Outside of the trachea.

extratubal. Outside of any tube; specifically not the Eustachian or Fallopian tube.

extraterrine (eks-trah-u'ter-in). Outside of the uterus. **e. pregnancy**, ectopic gestation, arrest of the impregnated ovum and more or less complete development of the embryo in the ovary, oviduct, or abdominal cavity.

extravaginal (eks-trah-vaj'i-nal). Outside of the vagina.

extravase [L. *extra*, out of, + *vas*, vessel.] 1. To exude from or pass out of a vessel into the tissues and of blood, lymph, or serum. 2. As a noun, the material so exuding; extravasation, exudate.

extravasation (ek-strav'a-sa'shun). 1. The act of escaping from a vessel into the tissues, said of blood, lymph, or serum. 2. Material in the tissues which has escaped from a blood-vessel or lymphatic; exudate, extravasate.

extravascular. Outside of the blood-vessels or lymphatics or of any special blood-vessel.

extraventricular. Outside of any ventricle, especially of one of the ventricles of the heart.

extravision (ek'strah-vizh'u-al). Outside the direct line of vision. **e. zone**, the zone outside the visual zone, in which there is a dispersal of rays not properly focussed.

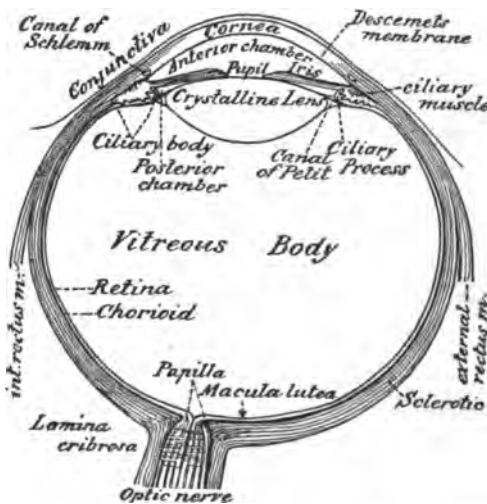
extremital. Relating to an extremity, distal.

extrinsic [L. *extrinsecus*.] Originating outside of the part where found or upon which it acts, noting especially a muscle.

extroversion (ek-stro-vur'shun). Turning inside out; eversion; exstrophy.

extubate [L. *ex*, out, + *tuba*, tube.] To remove a tube, specifically to extract the tube after laryngeal intubation.

extubation. The removal of a tube, specifically the removal of the tube after intubation of the larynx.



THE HUMAN EYE.

exudate [L. *ex*, out, + *sudare*, to sweat.] 1. To exude. 2. An exudation; a fluid, often coagulable, or formed elements of the blood, extravasated into the tissues or any cavity.

exudation. 1. The act of exuding or oozing. 2. A liquid or semisolid which is being discharged or has been discharged through the tissues to the surface or into a cavity.

exudative. Relating to the process of exudation or to an exudate.

exude [L. *ex*, out, + *sudare*, to sweat.] To ooze, to pass out gradually through the tissues, said of a fluid or semisolid.

exumbilication [L. *ex*, out, + *umbilicus*, navel.] Exomphalos.

exuviae (ex-u'v'e-e) [L. *exuere*, to strip off.] Any cast-off parts, as desquamated epidermis.

eye (i) [A.S. *edge*.] Oculus, ophthalmos, the organ of vision. It is a nearly spherical body with the segment of a smaller sphere (the *cornea*) set in at the anterior pole. It has three coats: an outer fibrous protective coat (the *sclera*), a middle vascular and pigmented coat (the *chorioid*),

F

F. Abbreviation for field of vision, Fahrenheit; chemical symbol of fluorine. Abbreviation for filial generation, or the offspring resulting from a certain mating; the offspring from an initial mating are called collectively the first filial generation (F_1), their offspring comprise the second filial generation (F_2), etc.

fabella [L. dim. of *faba*, bean.] One of two small fibrocartilages or sesamoid bones in the tendons of the gastrocnemius muscle.

fabiana [*Fabiana*, a Spanish botanist.] The dried leaves and twigs of *Fabiana imbricata*, pichi, a shrub of Chile; recommended in the treatment of vesical catarrh, renal calculi, and 'biliousness,' in doses of gr. 5-10 (0.3-0.6) of the extract, or ʒj30-60 (2.0-4.0) of the fluidextract.

fabism [L. *faba*, bean.] Lathyrism.

face [L. *facies*.] The anterior portion of the head, containing the features.

facet, facette (fas'et, fas-et') [Fr. *facette*.] A small smooth area on a bone or other firm structure.

Fackingen, Germany (fahkh'ing-en). Alkaline-carbonated waters. Used by drinking in infectious diseases such as cholera and typhoid fever, in malaria, rheumatism, nephritis, the uric acid diathesis, diabetes, heartburn, gastric catarrh, and intestinal diseases.

facial (fa'shal). Relating to the face. **f. pal'sy**, **f. paral'ysis**, Bell's paralysis, a unilateral paralysis of the facial muscles supplied by the seventh nerve. **f. percep'tion**, the perception of objects, their situation and their character, through sensation in the skin of the face; sometimes felt in the dark by the seeing, but more commonly present in the blind. **f. spasm**, mimic tic.

facies (fash'e-ēs) [L.] 1. Face, countenance. 2. Expression. 3. Surface. **f. abdomina'lis**, a pinched expression of the face occurring in one suffering from disease of the abdominal viscera. **f. ante'rior** [BNA], the anterior or proximal contact surface of a premolar or molar tooth. **f. bucca'lis** [BNA], the buccal surface of a premolar or molar tooth. **f. cerebra'lis**, the internal surface of a cranial bone. **f. contac'tus** [BNA], contact surface, that surface of a tooth which touches its neighbor in the same row; it is called the **proximal surface** (f. medialis of canine or incisor, f. anterior of premolar or molar) when it looks toward the preceding tooth in the row, the **distal surface** (f. lateralis of canine or incisor, f. posterior of premolar or molar) when it looks toward the succeeding tooth in the row. **f. hepatic**, a thin face, with sallow skin, yellowish conjunctive, and sunken eyeballs, noted in certain chronic affections of the liver. **f. hippocratica**, Hippocratic* facies. **f. labia'lis** [BNA], the anterior, or labial, surface of an incisor or canine tooth. **f. latera'lis** [BNA], the lateral or distal surface of an incisor or canine tooth, that contact surface which looks toward the following tooth in the row. **f. lingua'lis** [BNA], the lingual or inner surface of a tooth, that surface which looks toward the tongue. **f. masticato'ria** [BNA], the masticating, chewing, or grinding surface of a tooth. **f. media'lis** [BNA], the proximal surface of an incisor or canine tooth, that contact surface

which looks toward the preceding tooth in the row. **f. os'sea** [BNA], the bony skeleton of the face. **f. ova'rica**, the pinched drawn face of a woman with ovarian tumor, Wells's facies. **f. poste'rior**, the posterior or distal contact surface of a premolar or molar tooth. **f. symphys'eos**, symphyseal surface of the pubis. **Hutch'inson's f.**, see *Hutchinson*. **le'online f.**, the large furrowed face, fancifully compared to that of a lion, seen in certain cases of tubercular leprosy. **myopath'ic f.**, a peculiar appearance caused by protrusion of the lips, due to muscular weakness, by drooping of the lids, and by general relaxation of the muscles of the face. **Par'kinson's f.**, see *Parkinson*. **ty'phoid f.**, the expression is dull and heavy, there is often a dusky hue, and the conjunctive are injected. **Wells's f.**, f. ovarica.

faciobrachial (fa-shyo-bra'kl-al). Relating to the face and the arm, noting a form of juvenile muscular dystrophy.

faciocervical (fa-shyo-sur'vi-kal). Relating to the face and the neck, noting a form of progressive dystrophy of the muscles of these regions.

facioli'ngual. Relating to the face and the tongue, noting a paralysis affecting these parts.

facioscapulohumeral (fa'shyo-skap'u-lo-hu'mur-al). Relating to the face, the scapula, and the upper arm, noting a form of muscular dystrophy, or infantile progressive muscular atrophy.

factitious (fak'tish'us) [L. *factitius*, made by art.] Artificial, not natural; said especially of certain lesions of the skin.

factor (fak'tor) [L. maker, causer.] 1. One of the contributing causes in any action. 2. The last two figures in the specific gravity of a specimen of urine, multiplication of which by a definite figure gives a formula for estimating the amount of solids present; see *Trapp-Haaser formula*. 3. Gene.

facultative (fak'ul-ta-tiv) [L. *facultas*, faculty.] Having the power to do a thing but not being obliged to do it. **f. a'erobe**, a bacterium which is normally anaerobic but which can adapt itself to aerobic conditions. **f. ana'erobe**, a bacterium which is normally aerobic but which is capable of growth in the absence of oxygen. **f. hyperme'tro'pia**, **f. hypero'pia**, that part of existing hypermetropia which can be corrected by an effort of the accommodation. **f. par'asite**, a microbe which is normally saprophytic but may on occasion become parasitic. **f. sap'rophyte**, a microbe which is usually parasitic but which may, on occasion, live and grow as a saprophyte.

fac'ulty [L. *facultas*; *facilitas*, ease.] 1. Capability in some special direction. 2. The properly qualified members of some body or profession, as the medical faculty. 3. An organized collection of individuals authorized to teach in a university or in a special school of the university, and empowered in the name of the university to grant degrees.

faded-leaf' appear'ance. The peculiar speckled appearance noted in the fatty cardiac muscle in pernicious anemia. Digitized by Google

fa'eces. Feces.

Fagara flava (fā-gah'rah flah'vah). West Indian satinwood.

Faget's sign (fä-zha') [Jean Charles *Faget*, French physician, *1818.] A falling pulse with a rising or horizontal temperature curve, claimed to be pathognomonic of yellow fever.

fagopyrism, fagopyris-mus [L. *fagus*, beech, + *pyros*, wheat.] Poisoning by buckwheat, an idiosyncrasy marked by nausea and vomiting, urticaria, and irritation of the conjunctiva and nasal mucous membrane.

Fahrenheit scale (fahr'en-hit skäl) [Gabriel Daniel *Fahrenheit*, German physicist, 1686-1736.] The degree markings on the F. thermometer, in which the freezing point is 32°, the point of boiling water 212°, the zero indicating the lowest temperature F. could obtain by a mixture of ice and salt. A degree F. is $\frac{5}{9}$ of a degree Celsius,* $\frac{1}{1.8}$ of a degree Réaumur.* (See the Appendix.)

faint (fänt). 1. Extremely weak, threatened with syncope. 2. An attack of syncope.

faith-cure. The system of treatment of disease by the suggestion that a return to health will certainly occur.

fal'cate, fal'ciform [L. *falx*, sickle, + *forma*, form.] Sickle-shaped, crescentic.

falcial (fal'shal). Relating to the falx cerebelli or falx cerebri.

fal'cula [L. dim. of *falx*.] Falx cerebelli.

fal'cular. 1. Relating to the falx cerebelli. 2. Crescentic, sickle-shaped.

fallectomy. Salpingectomy.

fall'ing of the womb. Prolapsus uteri, procidentia uteri, metropotosis, hysteroptosis.

fall'ing-sickness. Epilepsy.

Fallo'pian aqu'educt [Gabriele *Fallopio*, or Falloppio, Italian anatomist, 1523-1562.] Aquæductus Fallopii, facial canal, a minute opening giving passage to the facial nerve through the petrous portion of the temporal bone. **F. arch**, F. ligament. **F. canal**, F. aqueduct. **F. hia'tus**, an opening on the cerebral side of the petrous bone giving passage to the great superficial petrosal nerve, the motor branch of the Vidian. **F. lig'ament**, Poupert's ligament, ligamentum* inguinale. **F. neurit'is**, a perineuritis of the facial nerve in the F. canal, producing pressure on the nerve and consequent facial paralysis. **F. tube**, oviduct, tuba*uterina.

fallos'tomy. Salpingostomy.

fallo'tomy. Salpingotomy.

false. Artificial, not real; in composition, *pseudo*-. **falx** [L. sickle.] One of two sickle-shaped partitions of dura mater between the cerebral and cerebellar hemispheres. **f. aponeurot'ica**, **f. inguinalis**. **f. cerebel'li**, a short process of dura mater projecting forward from the internal occipital crest below the tentorium; it occupies the posterior cerebellar notch and the vallecule, and bifurcates below into two diverging limbs passing to either side of the foramen magnum. **f. cer'ebr'i**, the double fold of dura mater in the great longitudinal fissure between the two cerebral hemispheres; it is attached anteriorly to the crista galli of the ethmoid and behind to the upper surface of the tentorium. **f. inguina'lis** [BNA], conjoined or conjoint tendon; common tendon of insertion of the transversus and obliquus internus muscles into the crest and spine of the pubis and iliopectineal line. **f. ligamento'sa**, falciform ligament, the broad ligament of the liver.

fa'mes [L.] Hunger. **f. cani'na**, **f. bovi'na**, bulimia.

famil'ial [L. *familia*, family.] Family-; affecting several members of the same family, noting especially certain nervous diseases.

ily [L. *familia*, household.] 1. A group of

blood relatives, or, more strictly, the parents and their children. 2. In biological classification a division, denoted by the termination *-ida*, between the *order* and the *genus*.

fam'ine-fe'ver. Relapsing* fever.

fang [A.S. *fōhan*, to seize.] 1. A long tooth or tusk. 2. The hollow tooth of a snake through which the venom is ejected. 3. The root of a tooth, especially one of the two or three tapering or flattened projections forming the root of a molar tooth.

fang'hole. The infundibulum, or mark, in an incisor tooth of the horse.

fango (fang'go) [It. mud.] Mud from the Battaglie thermal springs in Italy, applied externally to the treatment of rheumatism and other diseases of the joints and muscles. **f. ther'apy**, **f. treat-ment**, treatment of rheumatic, gouty, and other diseases by applications of f. or other muds.

Farabeuf's amputa'tion (far-ä-bef') [Louis Hubert *Farabeuf*, Paris surgeon, 1841-1910.] Amputation of the leg, the flap being large and on the external side. **F.'s opera'tion**, ischiopubiotomy. **F.'s saw**, a saw with the blade so set in the frame that it can be inclined at any angle and there fixed.

far'ad [Faraday.] A practical unit of electrical capacity, being the capacity of a condenser having a charge of one coulomb under an electromotive force of one volt.

farada'ic. Faradic.

Faraday's laws (fär-ä-da) [Michael *Faraday*, English physicist, 1791-1867.] 1. The amount of an electrolyte decomposed by a galvanic current is proportional to the strength of the current. 2. When the same current is passed through several electrolytes, the amounts of the different substances decomposed are proportional to their chemical equivalents.

farad'ic. Relating to induced electricity.

farad'ipunc'ture. The application of faradic electricity by means of needle electrodes thrust into the tissues.

far'adism. Faradic (induction) electricity.

faradiza'tion. The therapeutic application of the faradic, or induced, electrical current.

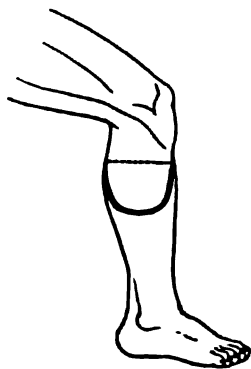
far'adize. To treat by means of an induced or faradic electrical current.

faradoco'ntractility. (fär-ä-do-kon-trak-ti'l-ti). The contractility of the muscles under the stimulus of a faradic current.

farcin du bœuf (far-sän'dü-béf') [Fr. cattle farcy.] A cattle disease in Guadeloupe, characterized by suppurative lymphadenitis and lymphangitis, the glands discharging a creamy pus containing *Actinomyces farcinica*.

farci'no'ma. Farcy-bud.

far'cy [L. *farcire*, to stuff.] A form of equinia in which the cutaneous lesions predominate. **f. bud**, **f. button**, farcinoma, one of a number of nodules formed along the course of the subcutaneous lymphatics in cases of equinia. **f. of the yellowish, viscid discharge from f. bud**



FARABEUF'S AMPUTATION The heavy line indicates the line of incision for the external flap, the dotted line, the incision on the inner side of the leg.

f. pipe, a hard cord in the skin in chronic glanders, resulting from induration of a lymphatic vessel.
far'del-bound [Fr. *fardeau*, a package, load.] Retention of food in the third stomach of a ruminant.
far'ina [L.] Flour, meal. **f. ave'næ**, oatmeal, prepared from the grain of *Avena sativa*, official in the U.S.P. of 1870; in the form of gruel it is employed as a laxative article of diet and also externally as a poultice. **f. trit'ici** (Br.), wheaten flour, the ground and sifted grain of *Triticum sativum*, wheat; an article of diet, sometimes employed externally, moistened with hot milk or water, as a poultice.

far'ina-ceous. 1. Relating to farina or flour. 2. Starchy.

Farm'ville Lith'ia Springs, Virginia. Alkaline-carbonated waters. Eight or ten springs. Used by drinking in gout, dyspepsia, Bright's disease, and in renal and vesical calculus. The entire year.

far-point. Punctum remotum, the distance at which an object must be upon which the eyes can be focussed without an effort of accommodation; about twenty feet.

Fer'rant's flu'id. A fluid containing gum arabic, glycerin, and arsenic, for the preservation of delicate anatomical specimens.

Farre's line (far). [Frederick John Farre, English gynecologist, 1804-1886.] A whitish line marking the insertion of the mesovarium on the ovary.

Farre's tu'bercles (far) [John Richard Farre, English physician, 1775-1862.] Nodules of cancerous tissue on the surface of the liver.

far-sight. Hypermetropia, hyperopia, presbyopia.

far'ight-edness. The condition of having far-sight.

fascia (fash'yah), pl. *fasciæ* [L. a band or fillet.]

1. A sheet of fibrous tissue enveloping the body beneath the skin, and also enclosing the muscles and groups of muscles and separating their several layers or groups. 2. Same as fascia dentata. **bicip'ital f.**, *lacertus fibrosus* [BNA]. **deep f.**, a thin fibrous membrane, devoid of fat, which invests the muscles, separating the several groups and the individual muscles, forms sheaths for the nerves and vessels, becomes specialized around the joints to form or strengthen ligaments, envelops various organs and glands, and binds all the structures together into a firm, compact mass. **f. bul'bi** [BNA], f. of the eyeball, Tenon's capsule, a hemispherical connective-tissue bag enclosing the posterior portion of the eyeball, ending anteriorly at the conjunctival fornix; it is pierced by the optic nerve and the tendons of the ocular muscles along which it sends prolongations. **f. cine'rea** [L. *cinereus*, ashen], a band-like structure passing from each lateral stria of the corpus callosum below the germ to the dentate f. **f. cremaster'ica**, Cooper's f., one of the coverings of the spermatic cord, formed of delicate connective tissue and of muscular fibers derived from the internal oblique muscle. **f. cribro'sea**, cribriform f., the part of the superficial fascia of the thigh which covers the oval fossa, or saphenous opening. **f. denta'ta hippo-cam'pi** [BNA], dentate fascia of the hippocampus, *gyrus dentatus*, a rudimentary gyrus of the temporal lobe continuous with the f. cinerea; it is a toothed band of gray matter between the upper surface of the gyrus hippocampi and the fimbria, being partly covered by the latter from which it is separated by the sulcus fimbriodentatus. **f. diaphrag'matis urogenita'lis infe'rior** [BNA], superficial or perineal layer of the triangular ligament. **f. diaphrag'matis urogenita'lis supe'rior** [BNA], deep or pelvic layer of the triangular

ligament. **f. la'ta**, broad fascia, the strong fascia enveloping the muscles of the thigh. **f. trans-versa'lis**, the lining fascia of the abdominal cavity, between the inner surface of the abdominal musculature and the peritoneum. **f. triangula'ris abdom'inis**, Colles's reflex ligament, ligamentum* inguinale reflexum. **intercolum'nar f.**, fibræ intercolumnares, fibræ intercruales [BNA]. **semilu'nar f.**, *lacertus fibrosus* [BNA]. **superfic'ial f.**, a loose fibrous envelope beneath the skin, containing more or less fat in its meshes (*panniculus adiposus*) or fasciculi of muscular tissue (*panniculus carnosus*); it contains the cutaneous vessels and nerves and is in relation by its under surface with the deep fascia.

fascial (fash'yal). Relating to any fascia.

fascicle (fas't-kl) [L. *fasciculus*, a small bundle.]

In botany, a cymose inflorescence formed of a number of flowers on pedicels of equal length.

fascicled (fas't-kld). Fasciculated; in botany growing in a tuft or bundle.

fascic'ular. Relating to a fasciculus; arranged in the form of a bundle or collection of rods.

fascic'ulate, fascic'ulated. Fascicular.

fascicula'tion. An arrangement in the form of fasciculi.

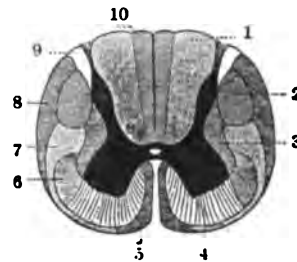
fasciculus, gen. and pl. *fasciculi* (fă-sik'u-lus) [L. dim. of *fascis*, bundle.] Fascicle; a small band or bundle of fibers, usually of muscle- or nerve-fibers.

atrioventric'ular or auriculoventric'ular f., His's band or bundle, atrioventricular bundle.*

f. ante'rior pro'prius [BNA], proper anterior fasciculus, anterior ground or basis bundle, Flechsig's fasciculus; a subdivision of the anterior funiculus or white column of the spinal cord, containing fibers from the cells of the cord itself.

f. anterolatera'lis superficia'lis [BNA], superficial anterolateral fasciculus, Gowers' tract; a tract of ascending fibers on the lateral surface of the spinal cord anterior to the cerebellospinal fasciculus.

f. arcua'tus, f. longitudinalis superior.



CROSS SECTION OF THE SPINAL CORD IN THE CERVICAL REGION (SCHEMATIC): 1, Fasciculus cuneatus, Burdach's column; 2, fasciculus cerebrosppinalis lateralis, crossed pyramidal tract; 3, fasciculus lateralis proprius, lateral ground bundle; 4, fasciculus anterior proprius, Flechsig's fasciculus, anterior ground bundle; 5, fasciculus cerebrosppinalis ventralis, direct pyramidal tract, Tuerck's fasciculus; 6, fasciculus intermedius; 7, fasciculus anterolateralis superficialis, Gowers' tract; 8, fasciculus cerebellospinalis, Flechsig's direct cerebellar tract; 9, fasciculus marginalis, Spitzka's, or Lissauer's, marginal tract; 10, fasciculus gracilis, Goll's tract or column. (Landouzy and Jayle.)

f. cerebellospina'lis [BNA], cerebellospinal fasciculus direct cerebellar tract of Flechsig; a band-like tract of ascending white fibers on the posterolateral surface of the spinal cord immediately in front of the line of entrance of the posterior nerve-roots.

f. cerebrosppina'lis ante'rior [BNA], anterior cerebrosppinal or pyramidal fasciculus, Tuerck's column, direct pyramidal tract, a subdivision of the anterior funiculus, or white column, of the spinal cord.

f. cerebrosppina'lis latera'lis [BNA], lateral cerebrosppinal or pyramidal fasciculus, crossed pyramida

tract; a tract of descending fibers in the spinal cord just anterior to the cerebellospinal fasciculus and to the outer side of the posterior column or horn of gray matter.

f. cuneatus [BNA], wedge-shaped fasciculus, column or tract of Burdach, the outer tract of the posterior funiculus, or white column, of the spinal cord, containing many fibers from the posterior nerve-roots.

f. exilis, a small bundle of muscle-fibers arising from the medial epicondyle of the humerus or the coronoid process of the ulnar, and joining the flexor longus pollicis muscle.

f. gracilis [BNA], slender fasciculus, column or tract of Goll; the inner division of the posterior funiculus, or white column, of the spinal cord, containing ascending sensory fibers.

f. internus, the rubrospinal, cerebellospinal, lateral vestibulospinal, and olivospinal tracts collectively.

f. lateralis proprius [BNA], proper lateral fasciculus, Flechsig's lateral fasciculus, lateral ground or basis bundle; a tract constituting the inner portion of the lateral funiculus or white column of the spinal cord, containing association fibers from cells of the cord itself.

f. longitudinalis inferior, inferior longitudinal *f.*, a well marked bundle of long association fibers running the whole length of the occipital and temporal lobes of the cerebrum, in part parallel with the inferior horn of the lateral ventricle.

f. longitudinalis medialis [BNA], medial longitudinal fasciculus, posterior longitudinal bundle, a longitudinal bundle of fibers running from the mesencephalon to the spinal cord through the tegmentum of the cerebral peduncle, between the central gray stratum and the red nucleus, just beneath the floor of the fourth ventricle.

f. longitudinalis superior, superior longitudinal *f.*, a bundle of long association fibers in the lateral portion of the centrum ovale of the cerebral hemisphere, connecting the frontal, occipital, and temporal lobes; the fibers pass from the frontal lobe through the operculum to the posterior end of the Sylvian fissure, where many fibers radiate into the occipital lobe and others turn downward and forward around the putamen and pass to the anterior portion of the temporal lobe.

f. macularia, the collection of fibers in the optic nerve directly connected with the macula lutea.

f. marginalis, Spitzka's* marginal tract.

f. obliquus pontis, oblique bundle of the pons, a bundle of fibers in the ventral surface of the pons running from the anterior mesial portion outward and backward.

f. occipitofrontalis, occipitofrontal fasciculus, a bundle of fibers running from the frontal to the occipital lobes of the cerebrum, close to the lateral ventricle, and believed by some anatomists to constitute the greater part of the tapetum.

f. ovalis, median root zone, a collection of special nerve-fibers in the posterior funiculus, or white column, of the spinal cord near the posterior septum.

f. pedunculomamillaris, pedunculomammillary *f.* or bundle, pedunculus corporis mammillaris, a fiber tract running from the corpus mamillare to the tegmentum and base of the cerebral peduncle.

f. proprius, ground-bundle, see *f. lateralis proprius*.

f. pyramidalis anterior, *f. cerebrosplanialis anterior*.

f. pyramidalis lateralis, *f. cerebrosplanialis lateralis*.

f. retroflexus, retroflex fasciculus, Meynert's retroflex bundle, a small band of fibers coming from the nucleus habenulae running downward and forward in the tegmentum to the interpeduncular ganglion.

f. rotundus, *f. solitarius*.

f. solitarius, solitary *f.*, a bundle of longitudinal fibers beginning at the upper part of the medulla and running down, on the outer side of the vagus nucleus, to the level of the fourth cervical nerve; most of its fibers belong to the glossopharyngeal nerve.

f. subcallosus, a bundle of association fibers running beneath the corpus callosum from the frontal to the occipital lobes.

f. teres, a bundle of nerve-fibers in the floor of the fourth ventricle on either side of the central groove,

binding together and the fovea superior; its surface indication is the eminentia teres.

f. thalamomamillaris [BNA], thalamomammillary bundle, bundle of Vicq d'Asy, a thick bundle of fibers which passes upward from the corpus mamillare either side to terminate in the anterior nucleus of the thalamus.

f. uncinus, uncinatus, unciform, or hooked *f.*, a band of long association fibers connecting the frontal and temporal lobes of the cerebrum, running backward in the orbital portion of the frontal lobe, arching over the Sylvian fissure, and then passing forward toward the temporal pole.

fasciodesis (fash-yod'es-is) [*fascia* + *G. dens*, a binding together.] The operative attachment of a fascia to another fascia or a tendon.

Fasciola [L. dim. of *fascia*, a bandage.] A genus of Trematoda or flukes. *F. americana*, *F. magna*, *Distomum magnum*, a fluke found in the lungs and liver of cattle in North America; it is not known to infest man. *F. hepatica*, *F. humanum*, *Distomum hepaticum*, the ordinary liver fluke, inhabiting the bileducts of man and many of the lower animals; the intermediate host is a snail (*Limneus truncatulus*, *L. humilis*, *L. viator*) from which the cercaria escape and become encysted on watercress, lettuce, and other vegetables by means of which they gain access to the intestinal canal. *F. lanceolata*, *Microcotyle lanceatum*. *F. magna*, *F. americana*.

fasciola (fä-si'o-lah) [L. dim. of *fascia*, band, fillet.] A small band or group of fibers. *f. cinerea* [L. *cinereus*, ashen], a band-like structure arising from the lateral stria of the corpus callosum, which passes down to terminate below the splenium in the fascia dentata of the hippocampus.

fasciolar. Relating to the fasciola cinerea.

Fasciolopsis [*Fasciola* + *G.opsis*, form, appearance.] A genus of Trematoda or flukes. *F. buski*, *Distomum buski*, *D. crassum*, a species found in the intestine of man in Eastern and Southern Asia. *F. rathouli*, *Distomum rathouli*, found in only a few recorded cases in the intestine or liver in Chinese.

fasciotomy (fash-i-ot'o-mi) [L. *fascia* + *G. tomē*, incision.] Incision through a fascia.

fascitis (fas-si'(se')tis). Inflammation of a fascia.

fastigiatum [L. *fastigatus*, sloping down.] Nucleus fastigii, or roof nucleus, in the white substance of the vermis of the cerebellum.

fastigium (fas-tij'i-um) [L. the ridge of a roof]

1. Summit of the roof of the fourth ventricle, an angle formed by the union of the anterior and posterior medullary vela pushing up into the substance of the vermis. 2. The acme or height of a fever or any acute disease.

fat [A.S. *fæt*.] 1. Obese, adipose, corpulent. 2. Oily, greasy. 3. A greasy, soft-solid material, found in animal tissues and many plants, composed of palmitin, stearin, and olein (or a compound of glycerin with palmitic, stearic, and oleic acids) in varying proportions. **neutral f.**, a compound of one of the fatty acids (oleic, palmitic, or stearic) and glycerin; same as fat(3).

fat-embolism. Plugging of a blood-vessel by globules.

fat'igable [L. *fatigare*, to tire, + *habilis*, apt.] Tiring on very slight exertion.

fatigability [L. *fatigare*, to tire, + *habilitas*, aptitude.] Condition in which fatigue is easily induced.

fatigue (fä-tég') [Fr.] A state of tire, weariness, lassitude following exertion. *f. anterior*, see under fatigue toxin.* *f. diseases*, professional neurosis.* *f. fever*, see under fever. *f. post-hoc*,

f. toxm. f. reac'tion*, elevation of temperature following muscular exertion in sufferers from active tuberculosis. *f. tox'in*, see under *toxin*.

fat'ness. The condition of being fat; obesity, corpulence, adiposity.

fat'y. Relating in any sense to fat. *f. acid*, any acid, especially oleic, palmaric, or stearic, which in combination with glycerin forms fat. *f. degenera'tion*, infiltra'tion, etc., see the nouns.

fauces, gen. */au'cium* (faw'sêz) [L. the throat.] The space between the cavity of the mouth and the pharynx. *ante'rior pill'ar* of the *f.*, arcus glosso-palatinus [BNA]. *isthmus* of the *f.*, isthmus faucium, the constricted opening forming the posterior opening of the cavity of the mouth, bounded laterally by the anterior pillars of the fauces, above by the velum pendulum palati, and below by the epiglottis. *pill'ars* of the *f.*, two mucous folds on either side of the fauces enclosing the tonsil. *poste'rior pill'ar* of the *f.*, arcus pharyngo-palatinus [BNA].

Fauchard's disease' (fo-shar') [Pierre Fauchard, Parisian dentist, †1761.] Alveolar periostitis, pyorrhea alveolaris, Riggs's disease.

faucial (faw'shal). Relating to the fauces.

faucitis (faw-si' (se')tis). Inflammation of the fauces.

Fau'quier White Sulphur Springs, Virginia. Alkaline-chalybeate-sulphureted waters, 55° F. Used by drinking in dyspepsia, disorders of the intestines and liver, dropsy, Bright's disease, neurasthenia, anemia, and the disorders of women. The entire year.

Fauvel's gran'ules (fo-vel') [Sulpice Antoine Fauvel, French physician, 1813-1884.] Peribronchitic abscesses.

fav'olate. Pitted.

fav'olus [L. dim. of *favus*, honeycomb.] A small pit or depression.

fav'us [L. honeycomb.] Tinea favosa, t. lupinosa, or t. vera, porrigo favosa, honeycombed ringworm; a skin disease of childhood, marked by the formation of yellow saucer-shaped crusts around the hair-follicles on the body; it is due to the presence of a fungus, *Achorion schönleinii*. *f.* of the nails, onychomycosis favosa.

far [A.S. *fær*.] Apprehension, dread, alarm. **morbid f.**, phobia.* an abnormal timidity or abject fear in relation to a certain object, place, action, etc.; such as fear of being in a closed room (*claustrophobia*) or in an open space (*agoraphobia*), etc.; for a list of these words see under *phobia*.

fas'tual sur'gery (fe'chu-ral). Plastic surgery of the face, having for its object the correction of congenital defects in the nose and other features.

fas'tures (fe'churs) [L. *factura*; *facere*, to do.] The various parts of the face—forehead, eyes, nose, mouth, chin, cheeks, and ears, which give to it its individuality and character.

feb'ricant. Febrific, febrifacient, producing fever.

feb'ricide [L. *febris*, fever, + *cædere*, to kill.] Febrifuge, antipyretic.

feb'ricity (fe-bris'i-ti) Feverishness.

feb'ric'ula [L. dim. of *febris*, fever.] Simple continued fever; a mild fever of short duration, of indefinite origin, and without any distinctive pathology.

feb'ric'ulent [L. *febris*, fever, + *facere*, to make.] 1. Causing fever, febrific. 2. Anything which produces fever.

feb'ric'ic. Febrifacient.

feb'ric'ifugal. Febrifuge (1).

feb'ric'uge (feb'ri-fôj) [L. *febris*, fever, + *fugare*, to put to flight.] 1. Febrifugal, febricidal, anti-

pyretic, reducing fever. 2. A remedy for fever.

3. A mixture of cinchona alkaloids, of uncertain composition, prepared at the cinchona plantations in the East Indies.

febrile (feb'ril, fe'bril). Relating to fever, feverish, pyretic.

fe'bris [L.] Fever. *f. acmas'tica* [G. *akmastikos*, in full bloom], continued fever.* *f. bilio'sa aestu'tia*, pernicious remittent fever. *f. bilio'sa remittens*, (1) malarial hemoglobinuria; (2) Malta* fever. *f. bullo'sa*, pemphigus acutus. *f. car'nis* [L. *caro*, gen. *carnis*, flesh], meat fever, an elevation of temperature occurring sometimes during convalescence from typhoid or other continued fever, when the patient returns to a meat diet. *f. comita'ta*, pernicious intermittent or remittent fever. *f. complica'ta*, Malta* fever. *f. contin'ua*, continued fever, *f. monoleptica*. *f. epacmas'tica* [G. *epakmastikos*, coming to a height], a fever increasing steadily until its acme is reached, then declining by crisis or lysis. *f. flava*, yellow* fever. *f. glandula'ris*, glandular fever.* *f. herpet'ica*, an ephemeral fever accompanied with an herpetic eruption on the face. *f. lac'tea*, milk fever*(1). *f. larva'ta*, dumb ague, masked intermittent fever. *f. millia'ris*, (1) miliary* fever (1), sweating sickness; (2) *f. sudor'alis*, Malta* fever, *f. monolep'tica* [G. *monos*, single, + *leptikos*, relating to an attack of disease], noting a fever having but one seizure, a continued fever; distinguished from *f. polyleptica*. *f. nervo'sa*, nervous fever, typhoid* fever. *f. nosocomia'lis*, typhus* fever. *f. petechia'lis*, typhus* fever. *f. polylep'tica* [G. *polys*, many, + *leptikos*, relating to an attack of disease], noting a fever occurring in two or more paroxysms, as smallpox, relapsing fever, or intermittent fever; distinguished from *f. monoleptica*. *f. recidi'va*, relapsing fever. *f. sudora'lis*, Malta* fever. *f. trita'ta* [*tritaos*, on the third day], tertian intermittent fever. *f. un'dulana*, Malta* fever. *f. urethra'lis*, catheter fever, urinary fever.* *f. vesicato'ria*, *f. bullosa*.

fe'cal. Relating to feces.

fe'calith [L. *feces* + G. *lithos*, stone.] Coprolith, a fecal concretion.

fe'caloid [G. *eidos*, resemblance.] Resembling feces.

fe'ces, *fa'ces* [L. *fax* (fac-), dregs.] Excrement, the matter discharged from the bowel during defecation, consisting of the undigested residue of the food, epithelium, the intestinal mucus, and waste material from the blood. *f. cruen'ta*, bloody stools, melena.

Fechner's law (fekh'ner) [Gustav Theodor Fechner, German physicist, 1801-1887.] A sensory perception increases in equal measure when the strength of the stimulus increases in like proportion; the difference in light perception, for example, between 10 and 11 candle-power is the same as that between 100 and 110 candle-power. Expressed in other words, the intensity of the sensation is approximately proportional to the logarithm of the strength of the stimulus.

Fe(C₂H₃O₃)₂. Ferrous lactate, lactate of iron.

Fe(C₂H₃O₃)₃. Citrate of iron.

FeCl₂. Ferrous chloride.

Fe₂Cl₆. Ferric chloride, sesquichloride, or perchloride, of iron.

FeCO₃. Ferrous carbonate, carbonate of iron.

fec'ula [L. *facula*, tartar, dim. of *fax*, dregs.] Starch.

fec'ulent. Excrementitious, fecal, foul.

fe'cundate [L. *fecundare*; *fecundus*, fruitful.] To impregnate, to fertilize.

fecunda'tion. Impregnation; rendering fertile.

fecundity (fe-kun'di-ti). Pronounced fertility; capability of repeated fecundation.

Fede's disease' (fa'da) [Francesco *Fede*, Italian physician, 1832-1913.] Sublingual papilloma in young infants; Riga's disease.

Federici's sign (fa-da-re'che) [Cesare *Federici*, Italian physician, 1838-1892.] In perforation of the intestine with gas in the peritoneal cavity, the heart sounds can be heard on auscultating the abdomen.

feel'ing. 1. The mental perception of a stimulus of the sensory nerves, apart from those of sight, hearing, taste, and smell. 2. A quality of any mental state, whereby it is recognized as pleasurable or the reverse. **ambivalent feel'ings**, see *ambivalent*. **f. tone**, the mental state—pleasure, repugnance, etc.—which accompanies every act or thought.

feet. Plural of *foot*.

(Fe₂), (FeC₂N₄). Ferric ferrocyanide, Prussian blue.

Fe₂(Fe₂C₁₄N₁₂). Ferrous ferricyanide, Turnbull's blue.

Fehleisen's streptococcus (fâl'i-zen) [Friedrich *Fehleisen*, German physician, *1854.] *Streptococcus erysipellatos*.

Fehling's reagent or solu'tion (fa'ling) [Hermann von *Fehling*, German chemist, 1812-1885.] (a) Crystallized copper sulphate 40, distilled water 160; (b) caustic soda 130, neutral potassium tartrate 160, distilled water 600; mix the two solutions at the time of using. When added to saccharine urine and heated, a brick-red precipitate of copper oxide is thrown down; 5 cg. of glucose will reduce 10 c.c. of the solution.

Fe₂H₂O₃. Ferric hydrate, hydroxide of iron.

fel, gen. *fel'lis* [L.] Bile. **f. bovi'num**, **f. bovis**. **f. bovi'num purifica'tum** [Br.], **f. bovis purifica'tum**. **f. bo'vis** (U.S.), **f. tauri**, oxgall, the fresh bile of the ox, *Bos taurus*. **f. bo'vis purifica'tum** (U.S.), purified oxgall, employed in atonic dyspepsia, constipation, and "biliousness"; dose, gr. v-x (o. 3-0.6).

fellatio (fel-a'shyo). Fellatorism.

falla'tor [L.] One who takes the buccal part in fellatorism.

fellatorism (fel-a'tor-izm). A form of sexual perversion in which the penis is introduced into the mouth of another person; irrumation.

fellatrice (fel-a-trés'). A female who takes the buccal part in fellatorism.

Fell-O'Dwy'er meth'od [George E. *Fell*, Buffalo physician, *1850; Joseph O'Dwyer, New York physician, 1841-1898.] Artificial respiration effected by forcing air, by means of a bellows, through an intubation tube into the lungs; expiration occurs as a result of the natural elasticity of the chest-walls, or is facilitated by compression of the thorax.

fel'on [M.E. *feloun*, malignant.] Panaris, paronychia, whitlow.

felt'work. 1. Fibrous network. 2. A close plexus of nerve-fibrils, neuropileum.

fe'male. 1. In zoology, noting the sex to which those belong that bear the young or the sexual cell which, when impregnated by union with the male cell, develops into a new organism. 2. In botany pistillate, having pistils but not stamens.

fem'inism [L. *femina*, woman.] Possession of feminine characteristics by the male.

fem'inonu'cleus [L. *femina*, woman, + *nucleus*.] Thelyblast, the nucleus of the impregnated ovum, as distinguished from that of the spermatozoon, called the masculonucleus or arsenoblast.

fem'oral. Relating to the femur or thigh; crural.

f. canal', *canalis femoralis*. **f. fos'sa**, *fovea femoralis*. **f. her'nia**, protrusion of a loop of intestine through the femoral canal. **f. mus'cle**, *crurus musculus* vastus intermedius*. **f. ring**, *annulus femoralis*. **f. sheath**, *crural or infundibuliform sheath*, a fascial reflexion extending down 19 inches below Poupart's ligament, formed by the fascia transversalis anteriorly and the fascia iliaca posteriorly; two septa divide the sheath into three compartments, the outer of which contains the femoral artery and a branch of the genitofemoral nerve, the middle the femoral vein, and the inner is the femoral canal. **f. vess'els**, *arteria femoralis, vena femoralis*.

femoroti'b'ial. Relating to the femur and the tibia.

fe'mur, gen. *fem'oris*, pl. *fem'ora* [L. thigh.] 1. Thigh-bone; the long bone of the thigh, articulating with the innominate bone above and the tibia and patella below. 2. The thigh.

fen'es'tra, pl. *fen'es'trae* [L. window.] 1. An anatomical aperture, often closed by a membrane. 2. An opening left in a plaster-of-Paris or other form of fixed dressing in order to permit of access to a wound or of inspection of the part. 3. The opening in one of the blades of a forceps. **f. coch'leæ** [BNA], *fenestra of the cochlea*, cochlear window, **f. rotunda**, an opening on the inner wall of the tympanum leading into the cochlea, closed in life by the *membrana tympani secundaria*. **f. ova'lis**, oval window, **f. vestibuli** [BNA], **f. rotun'da**, round window, **f. cochleæ** [BNA], **f. vestib'uli** [BNA], *fenestra of the vestibule*, vestibular window, **f. ovalis**; an oval opening on the inner wall of the tympanic cavity leading into the vestibule, closed in life by the foot of the stapes. **fen'es'trated.** Having fenestræ or window-like openings.

fenestra'tion. 1. The presence of openings or fenestræ in a part. 2. Making openings in a dressing to allow of inspection of the parts.

fen'nel. Fœniculum.

Fen'ner's gual'ac mix'ture [B. *Fenner*, American physician.] *Tinctura antacida* (N.F.).

fen'ugreek. Fœnum græcum.

Fen'wick's disease' [Samuel *Fenwick*, English physician, *1821.] Idiopathic gastric atrophy.

Fe₂O₃. Ferric oxide, sesquioxide, or peroxide of iron.

Fe(OH)₃. Hydrated oxide of iron.

Fe(P₂O₅)₂. Hypophosphite of iron.

Fe₂(PO₄)₂, FePO₄·12H₂O. Phosphate of iron. *ferriferic* phosphate.

Fe₂(PO₄)₂ + 4H₂O. Ferric phosphate, white phosphate of iron.

fe'ral [L. *fera*, wild beast.] Wild, savage, deadly, malignant.

Féréol's nodes (fa-ra-ol') [Louis Henri Félix *Féréol*, Parisian physician, 1825-1891.] Ephemeral cutaneous nodules in acute articular rheumatism.

Féréol-Graux pal'sy (fa-ra-ol-grô'). Paralysis, of nuclear origin, of the external rectus muscle of one eye and the internal rectus of the other.


Fer'gusson's operation [William *Fergusson*, Scotch surgeon, 1808-1877.] An operation for removal of the maxilla.

Fer'gusson's spec'ulum. A cylindrical vaginal speculum of silvered glass with a coating of caoutchouc.

ferment (fur-ment') [L. *fermentum*, leaven.] To cause or to undergo fermentation.

ferment (fur-ment) [L. *fermentum*, leaven.] A substance which, in small amount, is capable of causing the decomposition of large quantities of an organic compound, itself often undergoing no apparent change. **amylolyt'ic f.**, one which hydro-

lyzes starch with the formation of sugar. **autolytic f.**, one developed in the tissues, causing softening and disintegration of these tissues after death. **chemical f.**, an unorganized f., enzyme. **conform f.**, an autolytic enzyme. **diastatic f.**, amylolytic f. **fibrin f.**, the substance in the blood which converts fibrinogen into fibrin. **heteroform f.**, one effecting lysis of the micro-organisms which produce it and of other bacteria as well. **inverting f.**, invertin, a ferment which converts cane-sugar into dextrose and levulose. **living f.**, organized f. **metallic f.**, colloidal metal.* **organized f.**, a living unicellular organism, from the activity of which in solutions of carbohydrates fermentation results. **proteolytic f.**, one which



FERGUSSON'S SPECULUM.

reduces a protein to a peptone or other substance of more simple constitution. **soluble f.**, unorganized f., chemical f., enzyme. **unorganized f.**, enzyme.

fermen'tal. Relating to a ferment.

fermenta'tion. A chemical change induced in a complex organic compound by the action of a ferment, either chemical or living, whereby the substance is split up into more simple compounds. The process is designated according to the product, acetous, alcoholic, butyric, lactic, vinous, etc. **f. test.**, for sugar in the urine, see under **test.**

fermen'tum. Yeast. **cerevisia f.**, beer-yeast, brewer's yeast; see **cerevisia*** fermentum.

fer [A.S. *fearn.*] A cryptogamous (flowerless) plant of the order *Filices*. **male f.**, filix mas, **aspidium.*** **sweet f.**, comptonia, the leaves of *Myrica* (*Comptonia*) *asplenifolia*, given in colic and diarrhea and externally as a poultice.

Fern'vale Springs, Tennessee. Alkaline-saline-sulphureted waters. Six springs. Used by drinking and externally in gastroenteric disorders, affections of the kidneys and skin, sore eyes, superficial ulcerations, and so on. Frequented during the warm months.

fer'al'bumose. An albuminate of iron made by treating albumose with ferric chloride; it contains 10 per cent. of iron.

fer'al'tum. A chalybeate.

fer'ratin. 1. An organic iron compound stored in the tissues of the body. 2. An artificially prepared albuminate of iron said to be identical with the iron of the tissues; a reddish brown powder; recommended especially in acute anemia in doses of gr. 5-10 (0.3-0.6).

fer'ratogen (*fer'-a-to-jen*). An organic iron salt obtained by growing yeast in a medium containing iron; a grayish yellow powder, used in anemia and chlorosis in doses of gr. 5 (0.3).

Ferrein's canal (*fer-ran'*, usually *fer-rin'*) [Antoine Ferrein, Parisian anatomist, 1693-1769.] Rivus laryngalis. **F.'s cords**, the true vocal cords. **F.'s foramen**, hiatus of Fallopius. **F.'s ligament**, the external thickened portion of the capsule of the temporomaxillary articulation. **F.'s pyramid**, **processus** Ferreini, **pars radiata** [BNA] of a cortical tubule of the kidney. **F.'s tubes**, convoluted tubules of the kidney.

ferri. Gen. of *ferrum*, iron.

ferr'ic. 1. Relating to iron, ferruginous. 2. Noting a salt containing iron in its higher, triad, valence.

ferricyanide (*fer'-i-si'an-id*). A salt of hydroferricyanic acid.

ferricyan'ogen. A sexivalent radicle, $\text{Fe}_3(\text{CN})_{12}$, a compound of cyanogen and iron in the ferric state.

Ferrier's method (*fè-re-a'*) [P. Ferrier, French physician, contemporary.] Recalcification; the treatment of tuberculosis by the administration of lime salts, as in the following formula: Calcium carbonate 0.30, calcium phosphate 0.50, sodium chloride 0.15, calcined magnesia 0.10.

ferr'inol. Trade name of a nucleinate of iron, employed in anemia in doses of gr. 3-5 (0.2-0.3).

ferripyrrine (*fer-i-pi'rèn*). An orange-red powder obtained by mixing ferric chloride and antipyrine in solution; recommended locally as a hemostatic, and internally in doses of gr. 5-10 (0.3-0.6) in the treatment of anemic neuralgia and headache.

Ferris Hot Springs, Montana. Saline-silicious waters. Used by drinking and bathing in various disorders.

ferroal'u'men. Ferri et ammonii sulphas.

ferrocyanide (*fer-o-si'an-id*). A salt of hydroferrocyanic acid.

ferrocyan'ogen. A quadrivalent radicle, $\text{Fe}(\text{CN})_4$, a compound of cyanogen and iron in the ferrous state.

ferrom'eter [L. *ferrum*, iron, + G. *metron*, measure.] A device for estimating the proportion of iron in the blood.

ferropyrine (*fer-o-pi'rèn*). Ferripyrrine.

ferrosil'icon. An alloy of iron and silicon.

ferro'so'ferric. Relating to a combination of a ferrous with a ferric compound.

ferroso'matose. A mixture of somatose and iron; given in anemia and chlorosis in doses of 3½-1 (2.0-4.0).

ferrostop'tin. An iron-formaldehyde preparation, a yellowish crystalline powder, employed locally as a styptic, especially in dentistry.

ferrother'apy [L. *ferrum*, iron, + G. *therapeia*, treatment.] The therapeutic employment of chalybeates.

ferr'ous. 1. Relating to iron, ferruginous. 2. Noting a salt containing iron in its lowest valence.

ferruginous (*fè-ru'-jin-us*) [L. *ferrugo*, iron-rust.] Relating to or containing iron; chalybeate.

ferrule (*fer'il*). In dentistry a metal cap or band covering or encircling the crown or root of a tooth.

fer'rum [L.] (U.S., Br.) Iron; the pharmacopoeial form is fine, bright, nonelastic wire (U.S.) or wrought iron in the form of wire or nails free from rust (Br.). The iron salts are in two series, ferrous and ferric, the former being for the most part bluish green in color, or white when anhydrous, the latter brownish yellow to reddish brown, or white when anhydrous.

fer'ri albu'minas, iron albuminate, a yellow insoluble powder, employed in anemia in doses of gr. 5-20 (0.3-1.3).

f. albumina'tum, ferri albuminas.

f. alcoholis'tum, f. pulveratum.

fer'ri ar'senas (Br.), iron arsenate, ferrous arsenate, $\text{Fe}_2(\text{AsO}_4)_2 \cdot 6\text{H}_2\text{O}$, with some admixture of ferric arsenate and iron oxide; employed as a tonic and antiperiodic in doses of gr. 3½-1 (0.003-0.015).

fer'ri benzo'as, ferric benzoate, obtained by the interaction of ferric chloride and ammonium benzoate; a brownish-red insoluble powder containing about 17 per cent. of iron.

f. benzo'icum, ferri benzoas.

f. bromat'um, ferri bromidum.

fer'ri bro'midum, ferrous bromide, bromide of iron, occurring in pale green plates.

fer'ri carbo'nas, ferrous carbonate, carbonate of iron, FeCO_3 , a white crystalline salt, unstable, being readily convertible into ferric carbonate; employed in medicine in the form of *massa ferri carbonatis* and *ferri carbonas saccharatus*.

fer'ri carbo'nas sacchara'tus (U.S., Br.), saccharated ferrous carbonate, saccharated carbonate of iron, contains 15 per cent. (U.S.) or 33 per cent. (Br.) of ferrous carbonate; employed in the treatment of anemia in doses of gr. 5-20 (0.3-1.3).

fer'ri casei'nas, iron caseinate, iron nuclealbuminate; a pinkish insoluble powder, containing 2.5 per cent. of iron; dose, gr. 5-15 (0.3-1.0).

f. caseina'tum, *ferri caseinas*.

fer'ri chlo'ridum (U.S.), ferric chloride, chloride (perchloride, sesquichloride) of iron, muriate of iron, $\text{FeCl}_3 \cdot 6\text{H}_2\text{O}$ astringent and styptic, employed in tincture or solution; see under *liquor* and *linctura*.

fer'ri ci'tras (U.S.), ferric citrate, citrate of iron, $\text{Fe}(\text{C}_6\text{H}_5\text{O}_7)$, occurring in the form of garnet-red scales or a reddish brown powder; employed in the treatment of anemia in doses of gr. 3-10 (0.2-0.6).

f. dialysa'tum, dialyzed iron, liquor* *ferri dialysa'tus*.

fer'ri et ammo'nii ci'tras (U.S., Br.), iron and ammonium citrate, ammonio-citrate of iron, soluble citrate of iron; used as a substitute for iron citrate than which it is more soluble; dose, gr. 2-5 (0.13-0.3).

fer'ri et ammo'nii sul'phas (U.S.), ferric ammonium sulphate, ammonioferric sulphate, ammonioferric alum, iron alum, ferric alum; occurring in crystals like those of alum, of an acid astringent taste; employed internally as an astringent in doses of gr. 5-10 (0.3-0.6), and locally as a styptic.

fer'ri et ammo'nii tar'tras (U.S.), iron and ammonium tartrate, ammonioferric tartrate, ammonio-tartrate of iron; occurs in garnet-red scales or a rusty or reddish brown powder; employed in anemia in doses of gr. 10-20 (0.6-1.3).

fer'ri et potas'sii tar'tras (U.S.), ferrum tartaratum (Br.), iron and potassium tartrate, potassioferric tartrate, tartarized or tartarated iron, ferrotartrate of potassium; used in anemia when an astringent chalybeate is undesirable, in doses of gr. 5-10 (0.3-0.6).

fer'ri et quini'nae ci'tras (U.S., Br.), iron and quinine citrate, occurs in scales of a yellowish brown to reddish brown color; the preparation of the B.P. is greenish yellow in color; employed as a tonic in convalescence and in anemia in doses of gr. 5-75 (0.3-0.5).

fer'ri et quini'nae ci'tras solu'bilis (U.S.), soluble iron and quinine citrate; employed instead of the preceding when it is to be given in solution; dose, gr. 5-10 (0.3-0.6).

fer'ri et strychni'nae ci'tras (U.S.), iron and strychnine citrate, occurs in scales resembling the ammonio-citrate of iron in appearance but has a very bitter taste; employed as a tonic in convalescence in doses of gr. 3-5 (0.2-0.3).

fer'ri ferrocyan'idum, ferric ferrocyanide, Prussian blue, Berlin blue, ferrum cyanatum, ferrum borus is cum, is not employed in medicine.

f. glycerinophospho'ricum, *ferri glycerophosphas*.

fer'ri glyce'rophos'phas, iron glycerophosphate, occurs in yellow scales soluble in water; employed as a tonic in doses of gr. 5-10 (0.3-0.6).

fer'ri hydrox'idum (U.S.), ferric hydroxide, hydrated oxide of iron; employed, when freshly prepared, as an antidote to arsenic poisoning.

fer'ri hydrox'idum cum magne'sii ox'ido (U.S.), ferric hydroxide with magnesium oxide; employed, when freshly prepared, as an antidote in arsenic poisoning.

fer'ri hypophos'phis (U.S.), ferric hypophosphite, hypophosphite of iron, $\text{Fe}(\text{P}_2\text{O}_5)$, a grayish white powder; used as a nerve tonic in anemic conditions, in doses of gr. 5-10 (0.3-0.6).

fer'ri io'didum, ferrous iodide, iodide of iron, a grayish white powder; dose, gr. 3-5 (0.2-0.3).

f. ioda'tum, *ferri iodium*.

fer'ri lac'tas, ferrous lactate, lactate of iron, $\text{Fe}(\text{C}_3\text{H}_5\text{O}_2) \cdot 3\text{H}_2\text{O}$, occurring as a pale green or yellowish powder or small acicular crystals; employed when a

non-astringent chalybeate is indicated, in doses of gr. 1-10 (0.06-0.6).

fer'ri ma'las, ferrous malate, made by the action of the juice of sour apples on iron filings; it is of a dark green color and contains about 8 per cent. of iron.

fer'ri ma'las cru'dus, crude malate of iron, extractum *ferri pomatum* (N.F.).

fer'ri ox'alas, ferrous oxalate, a pale yellow, nearly insoluble powder, used as a developer in photography.

fer'ri ox'idum magne'ticum, magnetic oxide of iron, black oxide of iron, ferrosferric oxide.

fer'ri ox'idum ru'brum, red oxide of iron, ferric oxide, colcothar; a brown-red powder used as a pigment, but no longer employed in medicine.

fer'ri ox'idum sacchara'tum, saccharated ferric oxide, saccharated iron, saccharated oxide of iron, a reddish brown powder; employed in anemia in doses of gr. 2-5 (0.13-0.3), and as an antidote to arsenic.

fer'ri pepto'nas, iron pepton te, occurs in brown translucent scales containing about 25 per cent. of iron; employed in chlorosis in doses of gr. 3-10 (0.2-0.6).

f. peptona'tum, *ferri peptonas*.

fer'ri phos'phas (Br.), phosphate of iron, ferrosferric phosphate, employed as a chalybeate in doses of gr. 5-10 (0.3-0.6).

fer'ri phos'phas al'bus, ferric phosphate, white phosphate of iron, occurring as a faintly yellow powder.

fer'ri phos'phas solu'bilis (U.S.), soluble ferric phosphate, soluble phosphate of iron, sodioferric citrophosphate, occurring in the form of green scales; employed in the treatment of anemia and its associated menstrual disorders, in doses of gr. 5-10 (0.3-0.6).

f. porphyria'tum, *f. pulveratum*.

f. pulvera'tum, pulverized iron, made from cast iron; dose as a chalybeate, gr. 1-3 (0.06-0.2).

fer'ri pyrophos'phas solu'bilis (U.S.), soluble ferric pyrophosphate, sodioferric citropyrophosphate, pyrophosphate of iron with sodium citrate; occurs in light green scales; employed in anemia in doses of gr. 2-5 (0.13-0.3).

f. reduc'tum (Br.), *f. reduc'tum* (U.S.), iron reduced by hydrogen, iron by hydrogen, Quevenne's iron, a fine, grayish black, tasteless, and insoluble powder, made by heating ferric hydroxide in a current of hydrogen; employed in anemia in doses of gr. 1-3 (0.06-0.2).

fer'ri salicy'las, ferric salicylate, an amorphous dark brown mass or powder; tonic in convalescence from rheumatism, in doses of gr. 3-10 (0.2-0.6).

f. salicy'l'icum, *ferri salicylas*.

fer'ri subcarbo'nas, subcarbonate of iron, a reddish brown powder resembling iron-rust; employed to meet the same indications as the saccharated ferrous carbonate in doses of gr. 2-5 (0.13-0.3).

fer'ri suc'cinas, ferric succinate, basic succinate of iron, occurring as a dark yellow powder; employed in anemia and in obstructive jaundice in doses of gr. 3-5 (0.2-0.3).

fer'ri sul'phas (U.S., Br.), ferrous sulphate, sulphate of iron, copperas, FeSO_4 , occurring as bluish green crystals of a styptic taste; employed in solution as a deodorant and disinfectant.

fer'ri sul'phas exsiccatus (U.S., Br.), dried ferrous sulphate, dried or exsiccated sulphate of iron, occurring as a grayish white powder; dose, gr. 1-3 (0.03-0.15).

fer'ri sul'phas granula'tus (U.S.), granulated ferrous sulphate, precipitated sulphate of iron, occurring in the form of a granular crystallized powder of bluish green color and astringent taste; dose, gr. 1-3 (0.06-0.2).

fer'ri sul'phidum, ferrous sulphide, ferrum sulphuratum, occurs in yellowish black masses; used to generate hydrogen sulphide.

f. sulphura'tum, *ferri sulphidum*.

fer'ri tan'nas, ferric tannate, ferrum tannicum, a black powder; dose, gr. 5-10 (0.3-0.6).

f. tann'icum, *ferri tannas*.

f. tartara'tum (Br.), *ferri et potassii tartaras* (U.S.), *fer'ri valeria'nas*, ferric valerianate, valerianate of iron, ferrum valerianicum, a dark red powder; employed in anemia in hysterical subjects in doses of gr. 1-3 (0.06-0.2).

f. valerian'icum, *ferri valerianas*.

fertile (fur'til) [L. *fertilis*; *ferre*, to bear.] 1. Fruitful; capable of conceiving and bearing young. 2. Impregnated, fertilized.

fertilization. Fecundation.

Ferula. A genus of plants of the order *Umbelliferae*; of the various species *F. narthex* and *F. scorodasma* furnish asafoetida; *F. galbaniflua* and *F. rubricaulis*, galbanum; and *F. sumbul* furnishes sumbul.

fervescence (fur-ves'ens) [L. *fervere*, to begin to grow hot.] An increase of fever. stage of *f.*, pyretogenic stage, the stage of a continued fever in which the fever is gradually rising and the characteristic symptoms are declaring themselves.

FeS. Ferrous sulphide.

FeSO₄. Ferrous sulphate, sulphate of iron, copras.

Fe(ISO)₄. Ferric sulphate, tersulphate of iron.

fistula [L. *fistula*.] 1. To ulcerate. 2. An ulcer.

festination [L. *festinare*, to hasten.] The peculiar acceleration of gait noted in paralysis agitans and some other nervous affections.

fetiform. Trade name of a preparation of formaldehyde in hard soap.

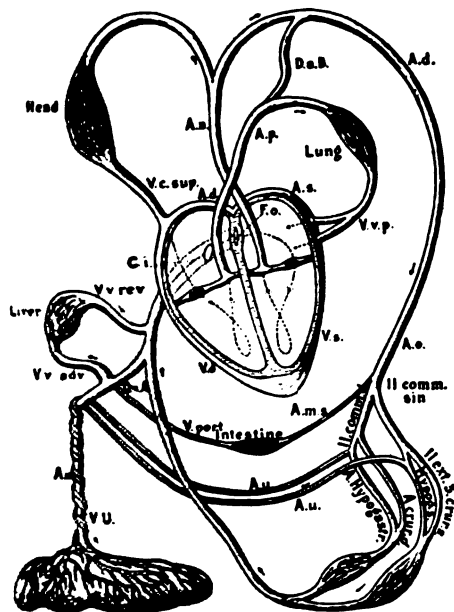


DIAGRAM OF THE FETAL CIRCULATION: A.A., Ascending aorta; A.crur.d., right crural (femoral) artery; A.d., right atrium, also descending aorta; A.hypogastr., right hypogastric artery; A.m.s., superior mesenteric artery; A.o., abdominal aorta; A.p., pulmonary artery; A.s., left atrium; A.u., umbilical arteries; C.i., inferior vena cava; D.a.B., ductus arteriosus Botalli; D.v.A., ductus venosus Arantii; F.o., foramen ovale; Hypog.a., left hypogastric artery; Il.commd., right common iliac artery; Il.commd.sin., left common iliac artery; Il.ext. & crur.s., external iliac and left crural (femoral) artery; V.c.sup., superior vena cava; V.d., right ventricle; V.port., portal vein; V.s., left ventricle; V.u., umbilical vein; Vv.adv., afferent hepatic veins; Vv.p., pulmonary veins; Vv.rev., efferent hepatic veins.

fetal. Relating to a fetus. *f. circulation*, the course of the blood current in the fetus, differing in several respects from that in post-natal life; see illustration on page 318.

fetallism. The presence of certain fetal structures or characteristics in the body after birth.

fetation. Pregnancy, gestation. *ectopic f.*, *extra-uterine f.*, ectopic gestation, extrauterine preg-

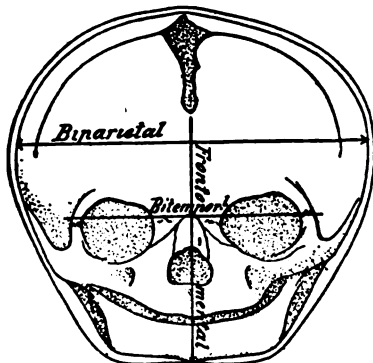
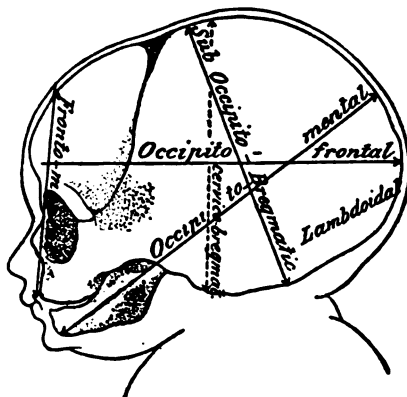
nancy. *multiple f.*, the state of bearing two or more fetuses simultaneously.

fetichism (fe'tish-izm). Fetishism.

feticide (fe'ti-sid) [L. *fetus* + *cadere*, to kill.] The destruction of the embryo or fetus in the uterus; induced abortion.

fetid [L. *fetidus*.] Foul-smelling, having a rank odor.

fe'tishism. A form of sexual perversion in which pleasure is taken in the possession of articles of dress used by persons of the opposite sex.



DIAMETERS OF THE FETAL SKULL.

fetography [L. *fetus* + G. *graphē*, a writing.] Embryography.

fetometry [L. *fetus* + G. *metron*, measure.] Estimation of the size of the fetus, especially of its head, prior to delivery.

fetoplacental. Relating to the fetus and its placenta.

fetor [L. *ferre*, to stink.] A very offensive odor. *f. ex ore* [L. from the mouth], an offensive breath, halitosis.

fetus [L. offspring.] The unborn young of an animal after it has taken form in the uterus; in man, the product of conception from the end of the third month to the moment of birth. *f. in fetu*, a double monster in which the small imperfectly formed parasite is contained within the autosome. *f. papyraceus*, one of twin fetuses which has died and been pressed flat against the uterine wall by the growth of the living fetus. *f. sanguinolentus*, a dark colored, partly macerated *f. harlequin f.*, a newborn infant with ichthyosis congenita.

fe'ver [A.S. *fefer*.] 1. Pyrexia, a bodily temperature above the normal of 98.6° F. (37° C.). 2. Febris

a disease in which there is an elevation of the body temperature above the normal. [For special fevers not defined under the following, see the qualifying word.] **absorption f.**, an elevation of temperature often occurring, without other untoward symptoms, shortly after childbirth, assumed to be due to the absorption of the discharges through abrasions of the vaginal wall. **aphthous f.**, foot-and-mouth disease. **autumnal f.**, typhoid* f. **bilious f.**, an ephemeral f. attended with symptoms of gastric catarrh and excessive secretion of bile. **bilious remittent f.**, (1) Malta f.; (2) blackwater f., malarial hemoglobinuria. **black f.**, tick* f. (1). **blackwater f.**, malarial hemoglobinuria. **brain f.**, meningitis. **breakbone f.**, dengue. **cachectic f.**, kala azar. **camp f.**, typhus* f. **carbohydrate f.**, food*f. **catarrhal f.**, febricula; herpetic f. **catheter f.**, a sharp elevation of temperature sometimes following the introduction of a catheter into the urethra; urinary f. **cerebrospinal f.**, see under *cerebrospinal*. **child-bed f.**, puerperal* f. **continued f.**, a f. of some duration in which there are no intermissions or marked remissions in the temperature curve. **dandy f.**, dengue. **digestive f.**, a slight rise of body temperature occurring during the period of digestion. **dum-dum f.**, kala azar. **elephantoid f.**, an elevation of temperature marking the beginning of endemic elephantiasis. **enteric f.**, typhoid* f. **ephemeral f.**, a febricula lasting no more than a day or two. **eruptive f.**, exanthema. **fatigue f.**, an elevation of the body temperature, lasting sometimes several days, following excessive and long-continued muscular exertion. **f. and a'gue**, malaria. **f. in the feet**, laminitis in the horse. **gaol j.**, typhus* f. **gastric f.**, catarrhal gastritis. **gastric remittent f.**, Malta* f. **Gibral'tar f.**, Malta fever. **glandular f.**, an infectious disease of childhood, characterized chiefly by fever, swelling of the cervical lymph-nodes, and enlargement of the liver and spleen; its duration is between two and three weeks; its prognosis is favorable. **hemoglobinuric f.**, malarial hemoglobinuria. **hepatic f.**, catarrhal angiocholitis. **hepatic intermittent f.**, ague-like paroxysms occurring in cases of calculus in the common bile-duct. **herpetic f.**, a disease, apparently infectious, marked by chills, nausea, elevation of temperature, sore throat, and an herpetic eruption on the face and other parts; it is of short duration, three or four days, and so far as known never fatal. **hysterical f.**, f. of an irregular course and duration, sometimes running very high, occurring without obvious cause, and unaccompanied with general symptoms, in hysterical subjects. **intermittent f.**, a malarial fever, usually of the tertian or quartan type, in which there is complete apyrexia, with absence of the other symptoms, in the intervals between the paroxysms. **intermenstrual f.**, an elevation of temperature sometimes observed in tuberculous women between the menstrual periods. **jail f.**, typhus* f. **Japanese river f.**, see under *japanese*. **low f.**, one associated with a depressed state of the nervous system. **lung f.**, croupous pneumonia. **malarial f.**, acute malaria. **malignant purpuric f.**, cerebrospinal* f. **Mediterranean f.**, Malta* f. **miliary f.**, see under *miliary* and also *miliaria*. **milk f.**, (1) a slight elevation of temperature following childbirth, said to be due to the establishment of the secretion of milk, but probably the same as absorption f.; (2) milk-

sickness. **mountain f.**, mountain-sickness. **mosaic f.**, erythema in the horse. **Neapolitan f.**, Malta* fever. **nervous f.**, typhoid* f. **nodal f.**, erythema nodosum. **paludal f.**, malaria. **peach f.**, a form of hay* fever due apparently to irritation from the down of peaches. **petechial f.**, cerebrospinal* f. **pneumonic f.**, croupous pneumonia. **pulmonary f.**, lobar pneumonia. **putrid f.**, epistaxis. **cerebrospinal meningitis**. **redwater f.**, Texas cattle fever. **remittent f.**, a malarial fever, usually of the severer estivoautumnal type, in which the temperature falls more or less but not to the normal in the interval between two pronounced paroxysms. **rheumatic f.**, rheumatism. (1). **rock f.**, Malta* f. **Rocky Mountain spotted f.**, tick* f. (1). **Roman f.**, estivoautumnal* f., prevalent in the Roman Campagna and former in the city of Rome. **salt f.**, an elevation of temperature in an infant, following a rectal injection of a salt solution; see also *thirst f.* **ship f.**, typhus* f. **simple continued f.**, febricula. **slow f.**, a continued f., such as typhoid, of long duration. **solar f.**, (1) dengue; (2) sunstroke. **splenetic f.**, anthrax. **spotted f.**, (1) cerebrospinal* f.; (2) typhus* f.; (3) tick* f. (1). **swamp f.**, malaria. **symptomatic f.**, elevation of temperature following an injury, traumatic f. **Texas cattle f.**, see under *Texas*. **thermic f.**, (1) heatstroke; (2) calentura, a continued fever observed in hot countries, sometimes mistaken for malaria. **thirst f.**, an elevation of temperature in an infant, following the withdrawal of fluids from the diet; possibly due to concentration of salt in the tissues; see *salt f.* **three days' f.**, dengue. **traumatic f.**, symptomatic f. **undulant f.**, Malta* f. **urethral f.**, catheter f., urinary f. **urinary f.**, an elevation of temperature, usually slight and transitory, following aseptic catheterisation of the urethra, or the passage of blood-clots, gravel, or a calculus. **wound f.**, symptomatic f.

absence, apyrexia. **causing**, febrifacient. **febrifugous**, pyretogenic, pyretogenous. **continued**, synocha, synochus, acmaestic fever, febris continua. **decline**, defervescence. **description**, pyretography. **encephalic**, hyperpyrexia. **free from**, apyretic, non-febrile. **low**, asthenopyria. **reducing**, febrifuge, antipyretic. **science**, pyretology. **short**, febricula, ephemeral fever. **stages**: *increase*, stadium augmenti, stadium incrementi; *height*, stadium acmes; *decline*, stadium decrementi. **sthenic**, sthenopyria.

fe'ver-blis'ter. Herpes simplex, herpes labialis
fe'veret. Febricula.

fe'verlew [L. *febrifuga*, febrifuge.] 1. Agrimony
2. Wild camomile, *Chrysanthemum parthenium*.

fe'ver-tree. Eucalyptus.

fi'ant. Plural of *fiat*, let there be made.

fi'at [L. 3 pers. sing. pres. subj. (used in the sense of the imperative) of *ferri*, to be made.] A term used in prescription writing, meaning, "let there be made."

fiber, fibre (fi'bur) [L. *fibra*.] A slender thread or filament. In anatomy, a filamentous element, an elongated and tenuous cell or cell-process. See *fibra* and *fibra*. **accelerator fibers**, nerve-fibers from the second and third spinal motor roots, which convey impulses increasing the rapidity and force of the cardiac pulsations. **anastomosing fibers**, anastomotic fibers, individual fibers passing from one nerve-trunk or muscle bundle to another. **arcuate fibers**, nervous or tendinous fibers passing in the form of an arch from one part to another. See *fibra arcuata* and *fibra intercaluminares*. **association fibers**, nerve-fibers connecting different portions of the cerebral cortex in the same hemisphere; the short association fibers, *fibra arcu-*

ax., are those connecting neighboring convolutions, the long association fibers connect widely separated regions of the cortex, and are arranged in bundles. *augmen'tor fibers*, accelerator fibers. *commis'sural fibers*, nerve-fibers uniting portions of the cortex of opposite cerebral hemispheres; they are arranged in three groups: the corpus callosum, the anterior commissure, and the hippocampal commissure. *cor'onal fibers*, projection fibers, the majority of which belong to the corona radiata. *den'tal fibers*, *den'tinal fibers*, processes from the odontoblasts, or cells at the periphery of the tooth pulp, which fill the dental canals. *enam'el fibers*, minute hexagonal rods, *primata adamantina*, passing from the dentine to the periphery of the enamel of the tooth and forming the substance of that structure. *endog'enous fibers*, nerve-fibers of the spinal cord originating in cells of the cord. *exog'enous fibers*, nerve-fibers in the spinal cord originating in cells lying outside of the cord. *inhib'itory fibers*, nerve-fibers from the vagus which convey impulses slowing the action of the heart. *lens fibers*, the elongated cells of ectodermic origin forming the substance of the crystalline lens of the eye. *projec'tion fibers*, nerve-fibers connecting the cerebral cortex with other centers in the brain or spinal cord. *sustenta'cular fibers*, fibers binding together and supporting the nerve structures of the retina.

f'bra [L.] Fiber. *f. auric'ulæ*, the lobe of the ear. *f. nasi*, ala nasi. *f. primiti'va*, primitive fiber, the axis-cylinder of a neuron. *f. san'guis*, fibrin. *f'bra* [L. pl. of *fibra*.] Fibers, whether nervous, muscular, or tendinous. *f. ansa'tæ* [L. *ansa*, a handle or loop.], nerve-fibers which pass forward from the lamina terminalis over the upper surface of the optic chiasm and back beneath the under surface to the tuberculum cinereum. *f. arcifor'mes*, *f. arcuatæ*. *f. arcua'tæ cer'ebr'i*, arcuate fibers of the cerebrum, short association fibers uniting neighboring convolutions of the cerebral cortex, Arnold's fibers. *f. arcua'tæ exter'næ* [BNA], external or superficial arcuate fibers, nerve-fibers on the surface of the medulla entering into the composition of the restiform bodies; they curve around the lower surface of the olive and the pyramid, separated from the surface of the latter by the arcuate nuclei. *f. arcua'tæ inter'næ* [BNA], internal arcuate fibers, deep arcuate fibers, the fibers which take part in the decussation of the fillet; they are derived from the gracile and cuneate nuclei. *f. atrior'um*, the muscular fibers of the atria of the heart. *f. cerebell'o-oliva'res*, olivocerebellar fibers, a mass of white fibers passing from the olivæ of one side, along the restis, to the cerebellum of the opposite side. *f. circula'res*, the circular fibers of the ciliary muscle, Mueller's muscle. *f. heterodesmot'icæ* [G. *heteros*, other, + *desmō*, I bind], white fibers connecting dissimilar gray masses of the central nervous system, as the central ganglia with the peripheral end-organs. *f. homodesmot'icæ* [G. *homos*, similar, + *desmō*, I bind], white nerve-fibers connecting similar gray masses of the central nervous system, as those connecting the two anterior horns of gray matter in the spinal cord. *f. intercolumna'res*, *f. intercrura'tæ*, arcuate fibers connecting the superior and inferior crura of the external abdominal ring. *f. metidiona'les*, the radiating fibers of the ciliary muscle. Brucke's muscle. *f. pall'idæ*, the ciliary processes. *f. pro'pria cer'ebr'i*, *f. arcuatæ cerebri*. *f. transverse'les pon'tis*, the transverse fibers of the pons Varolii. *f. ventriculo'rum*, the muscular

fibers of the cardiac ventricles. *f. zonula'res*, the fibrils of the zonula* ciliaris.

fibr'albu'min. Globulin.

f'bremia, *fibræmia* (fi-bre'mi-ah) [*fibrin* + G. *haima*, blood.], The presence of formed fibrin in the blood, resulting in thrombosis and embolism; inosemia.

f'bril [L. *fibrilla*.] A minute fiber. *mus'cular f.*, one of the ultimate subdivisions of a muscular fiber, an elongated muscle-cell. *nerve f.*, axis-cylinder.

fibril'la [L. dim. of *fibra*, fiber.], Fibril.

fibrill'ar, *f'brillary*. Relating to a fibril.

f'brillate. 1. To make or to become fibrillar. 2. Fibrillated.

f'brillated. Fibrillar, fibrous, composed of fibrils.

fibrilla'tion. 1. The condition of being fibrillated.

2. The formation of fibrils. *auric'ular f.*, a condition in which the systole of the cardiac auricle is replaced by rapid twitchings of the muscular wall, the impulse normally originating from the sinoauricular node being absent and impulses arising at multiple auricular foci taking its place. *ventric'ular f.*, delirium cordis due to irregular fibrillary contraction of the wall of the cardiac ventricle.

f'brin [L. *fibra*, fiber.], An elastic filamentous protein derived from fibrinogen by the action of thrombin; the active agent in coagulation of the blood. *glu'ten f.*, a protein resembling animal *f.*, found in various grains. *Hen'le's f.*, a substance resembling the *f.* of the blood, precipitated from the seminal fluid on the addition of water. *veg'e-table f.*, gluten *f.*

fibrina'tion. 1. The formation of fibrin. 2. The capability of forming fibrin in abnormally great amount in the process of coagulation, or in an exudate, noting a state of the blood in certain inflammatory conditions; fibrosis.

fibrine'mia, *fibrinæ'mia*. Fibræmia, inosemia.

f'brin-ferment. Thrombin, thrombosin, a ferment, derived possibly from the edges of wounded blood-vessels, which converts fibrinogen, in the presence of a calcium salt, into fibrin.

f'brin-glob'ulin. Fibrinoglobulin.

fibrinocel'lular. Composed of fibrin and cells, noting certain exudates.

fibrin'ogen [*fibrin* + G. *gennaō*, I produce.], A globulin of the blood-plasma which is converted into the coagulated protein, *fibrin*, by the action of fibrin-ferment in the presence of a salt of calcium; it is this change which produces coagulation of the blood.

fibrinogen'ic, *fibrinogenous* (fi-brin-oj'en-us). Relating to fibrinogen; producing fibrin.

f'brinoglob'ulin. A substance formed in small amount by the conjunction of fibrinogen and thrombin.

f'brinoid [*fibrin* + G. *eidōs*, appearance.], Resembling fibrin.

fibrinol'y'sis [*fibrin* + G. *lysis*, solution.], The hydrolysis of fibrin under the influence of an enzyme.

f'brinoplas'tic [*fibrin* + G. *plassō*, I form.], Relating to or of the nature of fibrinoplastin.

f'brinoplas'tin. Paraglobulin, serumglobulin, fibrinoplastin, a protein (globulin) in the blood and connective tissues, possibly derived from the disintegration of the leucocytes.

fibrinos'copy. Inoscopy, the chemical and physical examination of the fibrin of exudates, blood-clots, etc.

fibrino'sis. Fibrination (2).

f'brinous. Relating to or composed of fibrin.

- fibrinur'ia** [*fibrin* + *G. ouros*, urine.] The passage of urine containing fibrin elements.
- fibroadenoma**, pl. *fibroadeno'mata* (fī'bro-ad-e-no'-ma). A gland tumor permeated with fibrous new formation forming a dense stroma.
- fibroadipose** (fī'bro-ad'ī-pōz). Fibrofatty, relating to or containing both fibrous and fatty structures.
- fibroareolar** (fī'bro-a-re'-o-lar). Noting connective tissue which is both fibrous and areolar in character.
- fī'broblast** [*L. fibra*, fiber, + *G. blastos*, germ.] A cell, produced by proliferation of the fixed connective-tissue elements, concerned in the formation of new fibrous tissue.
- fibroblas'tic**. Relating to fibroblasts.
- fibrocarcino'ma**. A carcinoma containing an unusual amount of fibrous tissue.
- fibrocartilage**. A variety of cartilage, the basement substance of which is fibrillated, the bundles of fibers interlacing in all directions. *circumferential f.*, a ring of *f.* around the articular end of a bone, serving to deepen the joint cavity. *elas'tic f.*, fibroelastic cartilage. * *interartic'ular f.*, discus articularis. *semilun'ar f.*, one of two fibrocartilages forming an incomplete circumferential *f.* on the head of the tibia. *strat'iform f.*, a layer of *f.* in the bottom of a groove in a bone through which a tendon runs. See also *fibrocartilago*.
- fibrocartilaginous** (fī'bro-kar-tī-aj'in-us). Relating to or composed of fibrocartilage.
- fibrocartila'go**. Fibrocartilage. *f. basa'lis* [BNA], cartilago basilaris, the cartilage which fills the foramen lacerum of the skull. *f. interarticula'ris*, discus articularis [BNA]. *f. intervertebra'lis* [BNA], intervertebral fibrocartilage or disc; a disc of fibrocartilage with a gelatinous center (nucleus pulposus), attached to each of two opposing vertebral bodies.
- fibrocell'ular**. Both fibrous and cellular.
- fibrochondritis** (fī'bro-kon-dri'(dre'tis). Inochondritis.
- fibrochondroma** (fī'bro-kon-dro'mah). Inochondroma, a mixed fibroma and chondroma.
- fī'brocyst**. Fibrocystoma, a fibroma containing cysts.
- fibrocys'tic**. Relating to a fibrocystoma; noting a new growth which is both fibrous and cystic.
- fibrocysto'ma**. Inocystoma, a fibrocyst.
- fibrocyte** (fī'bro-sit) [*L. fibra*, fiber, + *kytos*, a hollow (a cell).] Inocyte.
- fibroenchondroma** (fī'bro-en-kon-dro'mah). A mixed fibroma and enchondroma.
- fibrofatt'y**. Fibroadipose, both fibrous and fatty.
- fibroglia** (fī-brog'le-ah) [*L. fibra*, fiber, + *G. glia*, glue.] Inoglia, the basement substance of connective tissue; it is either homogenous or fibrillar.
- fibroglio'ma**. Inoglioma, a mixed fibroma and glioma.
- fī'broid** [*L. fibra*, fiber, + *G. eidos*, appearance.] 1. Resembling or composed of fibers or fibrous tissue; fibrous. 2. Fibroma; fibromyoma. *f. tu'mor*, fibroma.
- fibroidec'tomy** [*fibroid* + *G. ektomē*, excision.] The removal of a fibroid tumor.
- fibroin** (fī'bro-in). A white insoluble protein substance forming the main portion of cobweb and silk.
- fibrolipo'ma**. A mixed fibroma and lipoma, a fibrofatty tumor.
- fibrolipo'matous**. Relating to or of the nature of a fibrolipoma.
- fibrol'yain** [*L. fibra*, fiber, + *G. lysis*, solution.] Trade name of a solution of thiosinamine and sodium salicylate; employed hypodermically, in doses of ⅓35 (2.3), to soften and promote the absorption of indurated cicatricial tissue.
- fibro'ma** [*L. fibra*, fiber, + *G. -ōma*.] An encapsulated tumor composed mainly of fibrous connective tissue; fibroid tumor, inoma. *concentric f.*, a fibroid tumor occupying the entire circumference of the wall of the uterus. *f. fungoides*, mycosis fungoides. *f. lipomato'des*, xanthoma. *f. mollus'cum*, molluscum simplex, the occurrence of one or several large or small prominent connective-tissue tumors. *f. mollus'cum granu-lum*, the occurrence of numerous, small, sessile or pedunculated, colorless or pigmented fibrous tumors of the skin, forming during pregnancy and disappearing spontaneously at its termination. *f. mucino'sum*, a *f.* which is undergoing mucoid degeneration. *f. myxomato'des*, a *f.* containing areas of mucoid tissue, myxofibroma. *f. pendu-lum*, a large pendulous fibrous tumor of the skin. *f. sarcomato'sum*, fibrosarcoma. *telangi-ectas'tic f.*, a new growth formed of dilated capillaries with marked increase of the connective-tissue frame-work; angiofibroma. *multi'ple f.*, a condition in which there are many, sometimes very many, fibrous tumors of the skin, varying in size from a pinhead to an orange, sessile or pedunculated.
- fibro'matoid** [*fibroma* + *G. eidos*, appearance.] Resembling a fibroma; noting a growth, with incomplete or absent capsule, composed mainly of fibrous tissue.
- fibromato'sis**. A condition characterized by the occurrence of fibromata.
- fibro'matous**. Relating to, or of the nature of, a fibroma.
- fibromus'cular**. Both fibrous and muscular, relating to both fibrous and muscular tissues.
- fibromyitis** (fī'bro-mi-i'(e'tis). Fibromyositis.
- fibromyoma**, pl. *fibromyo'mata*, (fī'bro-mi-o'-mah). Inomyoma, a myoma containing a considerable admixture of fibrous tissue.
- fibromyositis** (fī'bro-mi-o-si'(e'tis) [*L. fibra*, fiber, + *G. mys(myo-)*, muscle, + *-itis*]. Inomyositis.
- fibromyxo'ma**. Inomoxoma, a mixed inoma, or fibroma, and myxoma.
- fibroneuroma** (fī'bro-nu-ro'mah). Inoneuroma, a mixed fibroma and neuroma.
- fibro-osteo'ma**. Osteofibroma, osteoinoma.
- fibropapillo'ma**. A mixed fibroma and papilloma, a form of tumor occasionally occurring in the bladder.
- fibroplas'tic** [*L. fibra*, fiber, + *G. plassō*, I form] 1. Producing fibrous tissue. 2. Fibrinoplast.
- fibroplas'tin**. Fibrinoplastin, paraglobulin.
- fī'briplate**. An interarticular disc of fibrocartilage.
- fibropol'ypus**. A polypus composed chiefly of fibrous tissue.
- fibropeammoma** (fī'bro-sam-mo'mah). A mixed fibroma and peammoma.
- fibropu'ulent**. Consisting of pus containing flakes of fibrin.
- fibroretic'ulate**. Relating to or consisting of a network of fibrous tissue.
- fibrosarco'ma**, pl. *fibrosarco'mata*. A mixed fibroma and sarcoma; a fibrous tumor containing many imperfectly differentiated, vegetative, or embryonic cells, fibroblasts, or spindle cells, indicating a transition to sarcoma; fibroma sarcomatosum.
- fibrose'**. 1. To form fibrous tissue. 2. Fibrous.
- fibrose'rous**. Composed of fibrous tissue with a serous surface, noting any serous membrane.
- fibro'sis**. The pathological formation of fibrous tissue. *arteriocap'illary f.*, arteriosclerosis involving the walls of the smaller arteries and the capil-

laries, diffuse arteriosclerosis. **replace'ment f.**, the formation of fibrous tissue taking the place of atrophied structures of a higher order.

fibrosis (fi-bro-si'(se')tis) [L. *fibra*; fiber, + -itis.] Inositis, inflammatory hyperplasia of white fibrous tissue, as in chronic rheumatism and muscular rheumatism; interstitial myositis.

fibrotic. Relating to or marked by fibrosis.

fibrous. Fibrose, composed of fibers. **f. tis'sue**, connective tissue.

fibula, gen. and pl. *fib'ulae* [L. a brooch.] Calf-bone, peroneal bone; external and smaller of the two bones of the leg; it articulates with the tibia above and the tibia and astragalus below.

fibular. Relating to the fibula.

fibulocalcaneal (fib'u-lo-kal-ka'ne-al). Relating to the fibula and the calcaneus, or os calcis.

fibularis [L.] Pibular; relating to the fibula or to any structures named from it.

fid [L. *fidus*, fig.] Grease in horses.

Fick's bacillus (Rudolph Armin Fick, German physician, *1866.) *Bacillus proteus vulgaris*.

Ficker's diagnosticum (Philip Martin Ficker, German bacteriologist, *1868.) An emulsion of killed typhoid bacillus culture for the convenient carrying out of the Widal-Gruber test.

ficoid [L. *fidus*, fig.] Sycosis.

ficus [L.] (U.S., Br.) Fig. the partially dried fruit of *Ficus carica*; is employed, especially in domestic medicine, as a laxative.

fiducinales (fi-du-si-na'lêz) [L. *fiducinalis*, relating to *fidus*, a lyre.] Fiddle muscles, lumbricales of the fingers.

Fiedler's disease' (fêd'ler) [Carl Ludwig Alfred Fiedler, German physician, *1835.] Acute infectious jaundice, Weil's* disease.

field (fêld) [A.S. *fêld*.] A definite area or plane surface, considered in relation to some specific object. **au'ditory f.**, the space included within the limits of hearing of a definite sound, as of a tuning-fork. **Cohn'heim's f.**, Cohnheim's* area. **magnet'ic f.**, the sphere of influence of a magnet. **microscope f.**, the area within which objects are visible under a microscope. **surplus f.**, part of the visual field in cases of non-total hemianopsia which passes beyond the point of fixation, thus encroaching upon the blind area. **vis'ual f.**, the area within which objects are more or less distinctly seen by the eye in a fixed position.

Field'ing's mem'brane [George Hunsley Fielding, English anatomist, 1801-1871.] Membrana versicolor, tapetum.*

fifth disease'. Erythema infectiosum. **f. nerve**, nervus* trigeminus. **f. ven'tricle**, cavum septi pellucidi.

fig [A.S. *fig*.] *Picus*,* the fruit of *Ficus carica*.

Figad's hemoantitox'in (fe-gah're). An antituberculous serum which is administered per os instead of hypodermically.

fig-wart. Condyloma acuminatum.

filaceous [L. *filum*, a thread.] Filamentous.

filament [L. *filum*, a thread.] 1. A fibril, a fine fiber, or thread-like structure. 2. In botany, the stalk of a stamen. **ax'ial f.**, the central fibril of the flagellum of a spermatozoon. **spermat'ic f.**, a spermatozoon, especially the tail of a spermatozoon.

filamentous. Fibrillar, filar; in bacteriology, noting a colony composed of long, interwoven, irregularly disposed threads; see cut under *colony*, 1, E.

filar [L. *filum*, a thread.] Fibrillar, filamentous, reticular. **f. mass**, **f. sub'stance**, reticular substance.*

Filaria [L. *filum*, a thread.] A genus of *Nematoda*

the members of which live parasitically in the subcutaneous connective tissue and in the serous cavities. **F. bancrofti**, *F. sanguinis hominis*, *F. nocturna*, a nematode worm, the adult of which inhabits the lymphatic vessels; the larvae are found in the peripheral blood-vessels during the night but not during the day; the parasite is transmitted by the mosquito; chyluria, hematuria, anemia, lymph-scrutum, and other symptoms may be caused by the worm. **F. conjunctivæ**, a parasite of the connective tissue of the horse and only rarely of man. **F. demarquay'i**, a blood parasite in natives of the Windward Islands in the West Indies. **F. diur'na**, a blood-parasite, resembling *F. bancrofti*, the larvae of which appear in the blood during the daytime only. **F. equi'na**, a species parasitic in the peritoneal cavity of the horse and allied species. **F. hom'inis o'ris**, a species found once in the mouth of a child. **F. immi'tis** [L. rough], a species inhabiting the veins and right cavities of the heart in the dog; it is transmitted by the mosquito, either *Anopheles* or *Culex*. **F. iner'mis**, *F. conjunctiva*. **F. labia'lis**, a species one specimen of which was extracted from a pustule of the lip. **F. len'tis**, *F. oculi humani*. **F. lo'a**, *Dracunculus oculi*, a species inhabiting the subconjunctival connective tissue. **F. magalhães'i**, a species resembling *F. bancrofti* found in the left ventricle at an autopsy on a Brazilian. **F. medinen'sis**, *Dracunculus medinen'sis*, *D. persarum*, Guinea worm, Medina worm; a worm inhabiting the cellular tissue; the female, in order to liberate her young, bores a hole through the skin, usually at the ankle, where an ulcer forms; the young are freed by rupture of the uterus and then the worm escapes from the body; it is common in the neighborhood of the Red Sea, and is believed to have been the "fiery serpent" that tormented the Israelites. **F. nocturna**, *F. bancrofti*. **F. oc'uli**, *F. loa*. **F. oc'uli huma'ni**, a nematode which has been found very rarely in the crystalline lens. **F. oz'zardi**, a blood parasite, present both day and night, found in Carib Indians of Guiana. **F. peritone'i hom'inis**, *F. conjunctiva*. **F. per'stans** [L. enduring], a blood parasite, resembling *F. bancrofti*, but present in the blood both day and night; it causes no symptoms so far as known. **F. philippinen'sis**, an apparently distinct species of *F.* found in man in the Philippine Islands. **F. restifor'mis**, a form obtained once from the urethra of a young man. **F. san'guinis hom'inis** [L. of the blood of man], *F. bancrofti*, *F. nocturna*, *F. diurna*, *F. persians*. **F. vol'vulus**, a parasite found in subcutaneous tumors, the size of a pea to that of a pigeon's egg, in natives of the west coast of Africa.

fil'ial. Relating to a filaria or to filariæ.

filari'asis. A disease caused by the presence of filariæ in the tissues of the body; it occurs in tropical and subtropical regions. Elephantiasis, lymph-scrutum, and chyluria are manifestations of the disease.

Filatov's disease' (fe-lah'tawf) [A. N. Filatov, Russian physician, contemporary.] Dukess' disease, fourth disease*. **F.'s spots**, Koplik's* spots.

filicic acid (fil-is'ik as'id). A white amorphous powder, the anthelmintic principle in male fern, or aspidium; dose, gr. 6-15 (0.4-1.0). **f. anhy'dride**, filicin.

fil'icin. Filicic anhydride, an inert yellowish powder from the rhizome of male fern, filix mas.

fil'iform [L. *filum*, thread, + *forma*, form.] Filamentous, hair-like, thread-like; in bacteriology, noting an even growth along the line of inoculation,

either stroke or stab; see cut under *culture*, B, 1. *f. bougie*, a very slender bougie of firm but yielding structure. *f. pulse*, a thready pulse, one occurring in a contracted artery and barely perceptible.

fil'gree implanta'tion. The burying of a filigree, or network, of silver in the abdominal wall in order to close a large abdominal hernia.

Filipowicz's symp'tom (fe-le'po-vich) [Casimir Filipowicz, Polish physician, contemporary.] A peculiar yellow staining of the palms and soles with subsequent desquamation, in certain pyretic conditions, such as articular rheumatism, typhoid fever, and tuberculosis.

filipuncture (fil'i-punk'chūr) [L. *filum*, thread, + *punctum*, puncture.] Treatment of an aneurysm by the insertion of a coil of slender wire to induce coagulation.

fil'ix [L.] Fern. *f. fem'ina*, female fern, spleenwort. *f. mas*, male fern, aspidium.*

fil'et [Fr. *fil*, a band.] 1. Lemniscus,* a band of nerve-fibers. 2. A skein or loop of soft tissue passed around the presenting part of the fetus, used for making traction.

fil'ing. Plug, stopping, any substance, such as gold, amalgam, etc., used for closing a cavity in a tooth. **combina'tion f.**, a tooth-filling of two or more materials applied in layers.

fil'mogen [*fil*m + G. *gennaō*, to produce.] Liquor adhesivus, trade name of what is said to be a solution of pyroxylin in acetone with the addition of a little fixed oil; employed for the same purposes as collodion.

filopo'dium, pl. *filopo'dia* [L. *filum*, thread, + (*pseudo*)*podium*.] A slender, filamentous pseudopodium.

fil'opressure [L. *filum*, thread.] Temporary pressure on a blood-vessel by a ligature, which is removed when the flow of blood has ceased.

filovarico'sis [L. *filum*, thread, + *varix*, dilatation of a vein.] A series of swellings along the course of the axis-cylinder of a nerve-fibril.

fil'ter [L. *filtrare*, to strain through *filtrum*, felt.] 1. To pass a fluid through a porous substance which arrests all suspended solid particles except those of extreme minuteness. 2. An apparatus provided with a porous substance through which a fluid is passed in order to separate it from any solids it may contain. **Ber'kefeld f.**, **Cham'berland f.**, etc., see the proper names.

fil'trate. The liquid which has been passed through a filter.

fil'tration. The process of passing a liquid through a filter.

fil'trum [L.] A filter. *f. ventric'uli*, Merkel's filter, a groove between the two prominences, in each lateral wall of the vestibule of the larynx, formed by the cuneiform and the arytenoid cartilages.

fil'um [L. thread.] A structure of filamentous or thread-like appearance. *f. du'ræ ma'tris spina'lis*, the termination of the spinal dura mater, surrounding the filum terminale of the cord, and attached to the periosteum of the coccyx. *f. termina'le*, terminal thread, *nervus impar*, a long slender filament extending from the extremity of the conus medullaris to the termination of the spinal canal.

fimbria, pl. *fimbriae* (fim'bri-ah) [L. *fimbria*, fringe.] Any fringe-like structure. *f. hippocam'pi*, a narrow band of white substance, continuous with the alveus, attached to the medial concave border of the hippocampus. *f. ova'rica*, one (the largest) of the fimbriae of the Fallopian tube connected with the tubal pole of the ovary. *f. tu'bæ uteri'næ*,

one of many irregularly branched or fringed processes surrounding the abdominal opening of the Fallopian tube.

fim'briate, **fim'briated.** Having fimbriae, fringed. in bacteriology, noting a colony with border fringed with projections larger and thicker than cilia; see cut under *colony*, 3, g.

fimbria'tum. Corpus fimbriatum; (1) the outer or ovarian end of the oviduct; (2) a white band on the edge of the cornu inferius of the lateral ventricle of the brain.

fimbriocèle (fim'bri-o-sēl) [G. *kēlē*, hernia.] A hernia of the corpus fimbriatum of the oviduct.

finger (fing'ger) [A.S.] One of the digits of the hand; digitus. **clubbed f.**, **Hippocratic*** **f. dead f.**, see *digiti mortui*. **fifth f.**, **little f.**, **first f.**, thumb, pollex. **fore f.**, **second f.**, index, digitus demonstrativus. **fourth f.**, ring f. **ham'mer f.**, flexion at the distal interphalangeal joint of a finger. **in'dex f.**, **second f.**, **fore f.**, digitus demonstrativus. **little f.**, **fifth f.**, digitus auricularis. **digitus minimus.** **lock f.**, trigger f. **mallet f.**, hammer f. **med'ical f.**, ring f. **middle f.**, **third f.**, digitus medius. **Morse f.**, telegrapher's crane; spasmodic contractions of the index finger in attempting to work the key of a telegraph instrument. **ring f.**, fourth f., digitus annularis, digitus medicus, digitus medicinalis. **sec'ond f.**, **fore f.** **snap f.**, trigger f. **spring f.**, trigger f. **third f.**, middle f. **trig'ger f.**, an affection in which the movement of the finger is arrested for a moment in flexion or extension and then continues with a jerk. **wax'y fingers**, **dead fingers.** **webbed fingers**, two or more fingers united and enclosed in a common sheath of skin.

absence, **adactylia**, **ectodactylia**, **adactylism**, **ectodactylism**, **adhesion**, **syndactylism**, **dactylosymphysis**, **bone**, **phalanx**, **clubbed**, **Hippocratic fingers**, **communicating by means of**, **dactylogy**, **contraction**, **dactylogryposis**, **dactylocamptodysmia**, **dactylospasm**, **curvature**, **chirodactylia**, **chirodactylism**, **deviation**, **digitus extensus**, **d. flexus**, **d. varus**, **d. valgus**, **droop** of, **dactylelema**, **gout** in, **dactylagra**, **having an even number**, **artiodactylous**, **having an odd number**, **perisodactylous**, **having fingers of even length**, **isodactylous**, **having five**, **pentadactylous**, **quinquedigitate**, **having four**, **tetradactylous**, **quadrigitate**, **having more than five**, **hyperdactylous**, **polydactylous**, **having one**, **monodactylous**, **undigitate**, **having six**, **hexadactylous**, **sedigitate**, **sexdigitate**, **having three**, **tridactylous**, **tridigitate**, **having two**, **didactylous**, **bidigitate**, **impeded contraction**, **spring finger**, **trigger finger**, **inflammation**, **dactylitis**, **dactylarthritia**, **paranail**, **paranail**, **paronychia**, **felon**, **whitlow**, **joint**, **knuckle**, **large**, **macrodactyl**, **megadactyl**, **largeness**, **dactylomegaly**, **megalodactylism**, **macrodactylism**, **long**, **macrodactyl**, **painful contraction**, **dactylocamptodysmia**, **pain** in, **dactylalgia**, **dactyloclonus**, **permanent flexure**, **dactylogryposis**, **Dupuytren's contracture**, **dactylocamptosis**, **rheumatism**, **dactylarthritia**, **short**, **brachydactyl**, **slender**, **leptodactyl**, **small**, **microdactyl**, **spasmodic contraction**, **dactylospasm**, **spontaneous amputation**, **dactylolysis**, **antrum**, **supernumerary**, **polydactylism**, **thick**, **pachydactyl**, **webbed**, **dactylia**, **dactylium**, **dactylosymphysis**, **syndactylism**, **palmaria**.

finger-and-toe disease (fing'ger-and-toe dis-ez'). *Plasmodiophora brassicae*, a turnip disease caused by exposure to manure treated with sulphuric acid, supposed to be analogous to certain cancers occurring in workmen exposed to sulphur fumes.

finger-phenomenon (fing'ger-fe-nom'e-non) A sign of organic hemiplegia; the patient's arm resting with the elbow on a table, the examiner grasps the wrist and makes pressure with his thumb on the radial side of the pisiform bone; if the hemiplegia is organic, some or all of the patient's fingers become extended and spread out in a fan-like form.

finger-print. An impression of the naked bulb of the distal phalanx of a finger, showing the con-

figuration of the ridges, employed as a means of identification; see *Galton's* system*.

Finkler-Prior spirillum [Ditmar Finkler, German bacteriologist, 1852-1912; Prior, German bacteriologist, contemporary.] *Vibrio proteus*, an organism resembling the comma bacillus, found in the feces in cholera nostras.



FINGER-PRINTS: 1 and 2. Loops, showing also Galton's delta; 3. arches; 4. whorls; 5. circles; 6. showing the mark of a scar.

Finney's operation [John Miller Turpin Finney, Baltimore surgeon, *1863.] A form of gastroduodenostomy in which a large opening is formed ensuring free drainage from the stomach.

Finsen light [Niels Ryberg Finsen, Copenhagen physician, 1860-1904.] The violet and ultraviolet rays of the spectrum filtered out of the sunlight by a hollow planoconvex lens filled with an ammoniacal solution of copper sulphate; usually, instead of the filtered sunlight, the electric arc light is used, the rays being made parallel by two planoconvex lenses. The light is used in the treatment of lupus and other affections of the skin. **F. method**, (1) treatment of skin diseases by the F. light; (2) prevention of pitting in smallpox by keeping the patient in a red-lighted room, the chemical rays at the other end of the spectrum being excluded.

fr. Abies.

freedamp (fir'damp). Marsh gas, or light carbureted hydrogen, forming an explosive mixture with the oxygen of the air.

first-aid. Immediate assistance given in the case of injury or sudden illness by a bystander or other lay-person, before the arrival of the physician.

first nerve (first nerv). Nervus* olfactorius.

Fischer's cerebral murmur [Louis Fischer, New York physician, born in Austria, 1864.] A murmur synchronous with the cardiac systole heard over the anterior fontanelle in rachitic infants.

F.'s symptom, a presystolic non-valvular murmur audible in cases of pericardial adhesions.

Fischer's method (Georg Fischer, German surgeon, *1836.) Gradual formation of a gastric fistula. The stomach is first attached to the abdominal wall, and after four days, when the adhesions are sufficiently firm, a hypodermic needle is passed obliquely into the stomach and one or two ounces of milk are injected; following this, needles of gradually increasing size are passed daily at the same point and finally a trocar of sufficient size for the ready administration of liquid food.

Fischer's sign. In a case of tuberculosis of the bronchial glands, if one bends the child's head as far back as possible, auscultation over the manubrium sterni will sometimes reveal a continuous loud murmur caused by the pressure of the enlarged glands on the vena anonyma.

fish'skin disease'. Ichthyosis.

Fiske-Bryson's sign [Louise Fiske-Bryson, New York physician, contemporary.] Diminished inspiratory excursion of the chest in exophthalmic goiter.

fission (fish'-un) [L. *fissio*; *findere*, to cleave.] Division of a cell or its nucleus. **bi'nary f.**, simple f. in which the two new cells are approximately equal in size. **mul'tiple f.**, sporulation, division of the nucleus, simultaneously or successively, into a number of daughter nuclei, followed by division of the cell-body into an equal number of parts, each containing a nucleus. **sim'ple f.**, division of the nucleus and then the cell-body into two parts.

fission-fungus. Schizomycete, bacterium.

fissiparity (fis'ti-par'i-ti) [L. *findere*, to split, + *parere*, to bring forth.] Scissiparity, schizogenesis.

fissip'arous [L. *fissus*; *findere*, to cleave, + *parere*, to produce.] Reproducing or propagating by fission.

Fissipe'dia [L. *fissus*, cloven, + *pes* (ped), foot.] A suborder of the carnivora having the toes separated and suited to walking.

fissu'ra, pl. *fissuræ* [L. from *findere* to cleave.] Fissure, cleft, sulcus.

f. antitragohelic'na, antitragohelicine fissure, a fissure in the auricular cartilage between the cauda helices and the antitragus.

f. auricul'a'ris, f. tympanomastoidea.

f. calcar'na, calcarine fissure, a deep fissure running in an arched form backward from the isthmus of the fornicate gyrus to the occipital pole, bounding the upper border of the lingual gyrus.

f. cer'e'br'i later'a'lis [BNA], lateral cerebral fissure, fissure of Sylvius, the largest of the cerebral fissures, arising from the substantia perforata anterior and passing upward and backward, separating the temporal from the frontal and parietal lobes; it usually divides into three branches on the convex surface of the hemisphere.

f. collatera'lis, collateral fissure, a long sagittal fissure bounding the under surface of the temporal lobe on its medial aspect, separating the fusiform gyrus from the hippocampal and lingual gyri.

f. denta'ta, dentate fissure, f. hippocampi [BNA].

f. hippocam'pi [BNA], hippocampal fissure, dentate fissure, a fissure bounding the medial surface of the gyrus hippocampi, extending from the sulcus corporis callosi forward, between the fascia dentata and the hippocampal convolution, its anterior extremity being capped by the uncus.

f. longitudina'lis cer'e'br'i, longitudinal fissure of the cerebrum, great longitudinal fissure, a deep cleft separating the two hemispheres of the cerebrum.

f. media'na ante'rior, anterior median fissure, a deep fissure in the median line of the anterior surface of the spinal cord.

f. media'na poste'rior, sulcus medianus posterior [BNA].

f. orbita'lis infe'rior [BNA], inferior orbital fissure, sphenomaxillary fissure; a cleft between the greater wing of the sphenoid and the orbital plate of the maxilla, through which pass the superior maxillary division of the fifth nerve, the orbital branch of the same, fibers from Meckel's ganglion, and the infra-orbital vessels.

f. orbita'lis supe'rior [BNA], superior orbital fissure, sphenoidal fissure, foramen lacerum anterius; a cleft between the greater and the lesser wing of the sphenoid establishing a channel of communication between the middle cranial fossa and the orbit, through which pass the third, fourth, ophthalmic division of the fifth, and the sixth cranial nerves, and the ophthalmic veins.

f. palpebra'rum, the opening between the margins of the eyelids.

f. pari'etooccipita'lis, parieto-occipital fissure, a fissure on the mesial surface of each cerebral hemisphere, extending upward from the calcarine fissure from just behind the splenium of the corpus callosum; it marks the boundary between the cuneus and pre-cuneus, or between the occipital and the parietal lobes.

f. perpendiculari's exter'na, external perpendicular fissure, a temporary infolding in the wall of the cerebral hemisphere in the human fetus, corresponding to a permanent fissure in the adult ape, the "Affenspalte" or ape-fissure.

f. petrotympan'ica [BNA], petrotympanic fissure, Glaserian fissure, a fissure between the tympanic and squamous portions of the temporal bone; it transmits the chorda tympani nerve (through the canal of Huguier).

f. pterygoid'ea, pterygoid notch, a cleft between the two pterygoid plates, lamina lateralis and lamina medialis of the sphenoid bone, into which fits the pterygoid process or tuberosity of the palate bone.

f. Sil'vii, **f. cerebri lateralis**.

f. transver'sa cerebell'i, transverse fissure of the cerebellum, a depression or cleft between the cerebellar peduncles on either side and the anterior portion, or nodule, of the vermis.

f. transver'sa cer'ebr'i, transverse fissure of the cerebrum, a cleft intervening between the corpus callosum and fornix above and the diencephalon below, through which passes a double lamina of pia mater, the tela chorioidea which roofs over the third ventricle.

f. tympanomastoid'ea, tympanomastoid or auricular fissure, a fissure separating the tympanic posteriorly from the mastoid and squamous portions of the temporal bone; it transmits the auricular branch of the vagus nerve.

fi'ssural. Relating to a fissure.

fissure (fish'ür) [L. *fissura*.] 1. A furrow, cleft, or slit; for the normal anatomical fissures see *fissura*, and for most of the brain fissures, *sulcus*. 2. In dentistry a break or fault in the enamel of a tooth.

fissured (fish'ürd). Marked by or containing fissures, cracks, or clefts.

fi'stula [L. a pipe, a tube.] 1. A pathological sinus or abnormal passage leading from an abscess cavity or a hollow organ to the surface, or from one abscess cavity or organ to another. 2. A natural canal, such as the esophagus or trachea (obsolete).

abdom'inal f., a tract leading from one of the abdominal viscera to the external surface.

aë'rial f., a tract leading from the trachea or other part of the air passages to the surface of the neck.

amphibol'ic f., **amphibol'ous f.**, a complete f., an anal f. opening both externally and internally.

a'nal f., a f. opening at or near the anus, usually, but not always, opening into the rectum above the internal sphincter.

bil'iary f., a f. leading to the gall-bladder or other portion of the biliary tract.

blind f., one that ends in a cul-de-sac, being open at one extremity only.

bran'chial f., a congenital fistula in the neck due to incomplete closure of a branchial cleft.

cer'vical f., (1) an aërial or a branchial f.; (2) a fistula of the cervix uteri.

coccy'geal f., a fistulous opening of a dermoid cyst in the coccygeal region.

complete f., one which is open at both ends.

dental f., a f. leading down to the cavity of an alveolar abscess.

enterovag'inal f., a fistulous passage connecting some portion of the intestine and the vagina.

enteroves'ical f., a f. connecting the intestine and the bladder.

fe'cal f., an intestinal f.

f. au'ria congen'ita, a congenital f. resulting from a defect in the formation of the auricle.

f. bellini'na, Bellini's fistula, a urinary tubule.

f. bimuco'sa, a complete anal fistula, both ends of which open on the mucous surface.

f. cer'vicovagina'lis laquea'ta [L. *laqueatus*, paneled], a fistulous communication between the uterine cervical canal and the vagina.

f. ciba'lis, the esophagus.

f. colli congen'ita, a congenital f. of the neck leading to the pharynx or the air passage.

f. cor'nea, a f. resulting from an unhealed wound in the cornea, the external opening being usually covered with conjunctiva.

f. cru'ris, the fibula.

f. gingiva'lis, dental f.

f. lacrima'lis, a f. opening into a tear duct or the lacrimal sac.

f. lymphat'ica, a congenital f. in the neck connecting with a lymphatic vessel and giving exit to lymph.

f. nerv'um, the nervilemma.

f. test, see under *testi*.

f. urina'ria, a f. of any part of the urinary tract

gas'tric f., a fistulous tract leading from the abdominal wall into the stomach.

gastrocol'ic f., a fistulous communication between the stomach and the colon.

gastroduod'enal f., an abnormal opening between the stomach and the duodenum.

gastrointes'tinal f., a fistulous tract connecting the stomach with any portion of the intestine.

genito'u'rinary f., a fistulous opening into any portion of the urogenital tract.

hepat'ic f., a f. leading to the liver, biliary f.

horse'shoe f., an anal f. encircling the anus and opening at both extremities on the cutaneous surface.

incomplete' f., blind f.

inter'nal f., a f., usually a blind f., communicating only with the intestine or other internal organ.

lac'teal f., **mammary f.**, a fistulous opening into one of the lacteal ducts.

me'troperitone'al f., a fistulous tract through the uterine wall opening into the peritoneal cavity.

par'etal f., a f., either blind or complete, opening on the wall of the thorax or abdomen.

perineovag'inal f., a f. through the perineum, opening into the vagina.

pharyn'geal f., a form of f. colli congenita.

pul'monary f., a parietal f. communicating with the lung.

rectola'bial f., one opening into the rectum and on the surface of a labium majus.

rectoure'thral f., one connecting the rectum and the female urethra.

rectovag'inal f., a fistulous opening between the rectum and the vagina.

rectoves'ical f., a fistulous communication between the rectum and the bladder.

rectovul'var f., **rectolabial f.**

salivary f., a f. leading into a salivary duct.

spermat'ic f., a f. communicating with the testicle or any of the seminal passages.

ster'coral f., **fecal f.**

thorac'ic f., **parietal f.**

tra'cheal f., **aërial f.**; a form of f. colli congenita.

urachal f., a f. connecting the urachus with the rectum or other hollow organ.

u'rinary f., **urinaria**.

urogen'ital f., **genitourinary f.**

fistula'tion, **fistuliza'tion**. Formation of fistulas as a part; becoming fistulous.

fi'stulatome [G. *tomē*, a cutting.] A long, thin-bladed, probe-pointed knife for slitting up a fistula.

fistuloenterostomy (fis'tu-lo-en-ter-os'to-mi). The operative closure of an external biliary fistula and formation of a new tract for passage of the bile into the intestine.

fi'stulous. Relating to or containing a fistula.

fit [A.S. *fit*.] 1. An attack of an acute disease, or the sudden appearance of some symptom, such as coughing. 2. A convulsion.

Fitz's syn'drome [Reginald Heber Fitz, Boston physician, 1843-1913.] Severe epigastric pain, vomiting, and collapse, appearing suddenly, and

followed within twenty-four hours by tympanites or a circumscribed epigastric swelling; indicative of acute pancreatitis.

Fuggi, Italy (fe-ood'je). Saline waters. Radio-active properties. Cold. Used by drinking for gastric complaints.

fixation [L. *fixus*; *figere*, to fasten.] 1. The condition of being fixed or firmly attached or set. 2. The art of fixing or making firm. 3. In histology, the rapid killing of tissue elements and their hardening, so that they are preserved in the same relations they had in the living body. 4. In chemistry, the solidification of a gas on uniting with a solid. **f. of complement**, see under **complement**. **point of f.**, the point on the retina at which the rays coming from an object regarded directly are focussed.

fixateur (fêks-â-tér'). Metchnikoff's term for amboceptor.

fixative. 1. Serving to fix or make firm. 2. A substance used in the hardening and preservation of pathological and histological specimens. 3. Amboceptor.

fixator. Amboceptor.

fixing. See fixation (3).

fibellum [L. a fan.] A fan-shaped bundle of white fibers in the corpus striatum.

flaccid (flak'sid) [L. *flaccidus*.] Relaxed, flabby, without bone.

fiacaria (fiâ-she-e') [Fr.] A microparasitic disease of silkworms.

flag. Calamus.

Flagellata *Euflagellata*, a subclass of *Mastigophora*, including the chief parasitic forms in this class, such as the trypanosomata and the spirochetæ.

flagellate (flaj'el-ât). 1. Having one or more flagella. 2. A protozoon provided with one or more flagella, one of the *Mastigophora*. **collared f.**, one of the *Choanoflagellata*.

flagellated (flaj'el-a-ted). Flagellate (1). **f. bod'y**, the malarial gametocyte or any similar form in other protozoa.

flagellospore. Flagellula.

flagellula [dim. of *flagellum*.] A flagellated swarm-spore, flagellospore, a swarm-spore provided with one or more flagella. Contrasted with *amabula*.

flagellum, pl. *flagella* (flâ-jel'um) [L. a whip.] A long hair-like process, or cilium, attached to an extremity of a protozoon or bacterium; there may be one or more flagella at each extremity.

ball-joint. A joint with abnormal mobility, especially in the direction of extension.

Flajani's disease (flah-yah'ne) [Giuseppe *Flajani*, Italian surgeon, 1741-1808.] Exophthalmic goiter.

flame-spots. Large hemorrhagic areas in the eye-grounds such as may sometimes be seen in cases of advanced pernicious anemia.

flank. The side of the body between the pelvis and the ribs.

flank-bone. Os ilium.

flap. A tongue or lip of tissue, cut away from the underlying parts but attached at one end; used in plastic surgery for filling a defect in a neighboring region, or to cover the sawn end of the bone after amputation.

flaps. A disease of the horse marked by swelling of the lips.

flat. 1. Of even plane surface. 2. Without resonance and of low pitch, said of a percussion note. 3. Insipid, without flavor; not effervescent.

Flatau's law (flâ'tow) [Edward *Flatau*, Warsaw neurologist *1863] The excentric position of

the long spinal tracts; the greater the distance the nerve-fibers run lengthwise in the cord, the more they tend toward its periphery.

flat-foot. *Pes planus*, a foot with sunken arch, so that the entire sole is in contact with the ground; usually associated with *pes valgus*.

flatness. The quality of being flat.

flatulence [L. *flatulentus*; *flatus*, a blowing.] The presence of an excessive amount of gas in the stomach and intestines.

flatulent. Relating to or suffering from flatulence.

flatus [L. a blowing.] 1. Expired air. 2. Gas in the stomach or intestine. 3. Eructation. **f. vagina'lis**, expulsion of gas from the vagina.

flave'do [L. *flavus*, yellow.] Yellowness of the skin, jaundice, sallowness.

fla'vor. 1. The quality affecting the taste or odor of any substance. 2. A therapeutically inert substance added to a prescription to give an agreeable taste to the mixture.

flax [A.S. *flæx*.] *Linum*. **f. lily**, phormium, New Zealand flax, a decoction of the rhizome of which has been used in checking inflammation and suppuration.

flaxseed. Linseed, *linum*.*

flea. An insect of the genus *Pulex*. The common f. which attacks man is *Pulex irritans*. **rat f.**, a f. parasitic on the rat and instrumental in transmitting the plague; the most common forms are *Pulex fasciatus*, *P. pallidus*, and *Typhlopsylla musculi*.

flœa'bane. Erigeron.

flœam. A lancet, especially one for phlebotomy or a gum-lancet.

Flechsig's a'reas (flek'h'zig) [Paul Emil *Flechsig*, German neurologist, *1847.] Three divisions of each lateral half of the medulla as seen on section, marked off by the root fibers of the hypoglossal and vagus nerves; the areas are called anterior, lateral, and posterior. **F.'s cutic'ulum**, a layer of flat cells on the outer surface of the neuroglia. **F.'s fascic'ulus**, (1) fasciculus* anterior proprius; (2) fasciculus* lateralis proprius. **F.'s tract**, fasciculus* cerebellospinalis. **F.'s treat'ment**, the treatment of epilepsy by opium or morphine in increasing doses followed by the bromides.

flec'tion [L. *flectere*, to bend.] Flexion.

Fleischl's hemom'eter [Ernst von *Fleischl* von Marxow, Viennese physiologist, 1846-1891.] An instrument for estimating the hemoglobin percentage of the blood, by comparing a definite dilution of a drop of blood with a wedge-shaped piece of ruby glass under water.


Fleish'mann's bur'sa [Godfried *Fleishmann*, German anatomist, 1777-1853.] An inconstant serous bursa at the level of the frenum lingue, between the surface of the genioglossus muscle and the mucous membrane of the floor of the mouth. **F.'s hygro'ma**, inflammation or distention of F.'s bursa.

Fleitmahn's test (flit'mahn) [Th. *Fleitmahn*, German chemist, nineteenth century.] For arsenic; hydrogen is generated in a test-tube containing the suspected fluid, the fluid is heated and a piece of filter paper moistened with silver nitrate solution is held over the top; if arsenic is present the moistened paper is blackened.

Flem'ing's tincture of ac'onite [Alexander *Fleming*, British physician, 1824-1875.] Tinctura aconiti, Fleming (N.F.).

Flemming's fibrillary mass [Walther *Flemming*, German anatomist, *1843.] **Spongio'plasm**. **F.'s fluid**, a hardening fluid of glacial acetic acid 3, 2 per cent. solution of osmic acid 12, 1 per cent.

solution of chromic acid 50. F.'s germ centers, aggregations of leucocytes in lymphoid tissue. F.'s intera'brillary sub'stance, paramitome. F.'s solu'tion, liquor acidi chromo-aceto-osmici. F.'s triple stain, fix section in acetic alcohol, stain 1 hour in saturated aqueous safranin solution, wash and stain $\frac{1}{2}$ hour in saturated aqueous methyl violet solution; wash and flood with orange-acetone.



FLEISCHL'S HEMOMETER: *a*, Compartment into which blood is put; *a'*, compartment into which water is put; *G*, mixing cell; *K, K'*, slip of ruby glass of graduated thickness, adjoining the scale marked on the metal frame, *P, P'*; *R*, cogged wheel for sliding the frame containing the glass slip; *T*, screw by which *R* is moved; *S*, reflector; *M*, opening in stage through which the scale markings are read.

flesh [A.S. *flæsc*.] 1. The meat of animals used for food. 2. Muscular tissue. 3. Adiposity, stoutness. **proud f.**, exuberant granulations from a wounded surface or ulcer.

Fletcherism [Horace Fletcher, American author, *1849.] A dietary system advocated by Horace Fletcher, consisting in most complete mastication, carried to the point where all taste of the food is lost, and in abstinence from food until driven thereto by hunger.

Fletcherize. To practise Fletcherism.*

flex [*flexus*; *flectere*, to bend.] To bend, to move a joint in such a direction as to approximate the two parts which it connects.

flexibil'itas ce'rea [L. waxy flexibility.] The peculiar rigidity of catalepsy which may be overcome by slight external force, but returns at once, holding the limb firmly in the new position.

flexibil'ity. The capability of being bent, pliability.

flex'ible, flexile (fleks'il). Pliant, capable of being bent without breaking.

flexion (flek'shun). 1. Flection, bending; bending of a joint so as to approximate the parts it connects, bending of the spine so that the concavity of the curve looks forward. 2. In dentistry the displacement of a formative organ, resulting in malposition of the developed tooth.

Flex'ner's bacil'lus [Simon Flexner, New York bacteriologist, *1863.] A variety of the dysentery bacillus. F.'s se'r'um, an antimeningococcus serum, curative of epidemic cerebrospinal fever.

flex'or. A muscle the action of which is to flex a joint; see under *musculus*.

flexu'ra [L. a bending.] 1. Flexion. 2. A bend. 3. The knee, or radiocarpal articulation, of a horse or animal of similar anatomical structure. **f.**

duode'nojejun'a'lis, an abrupt bend in the small intestine at the junction of the duodenum and jejunum. **f. sigmoid'ea**, colon sigmoideum.

flexure (fleks'ür) [L. *flexura*.] Flexura, flexion, a bend. **cau'dal f.**, the bend at the lower, caudal or aboral, extremity of the embryo. **cephal'ic f.**, the bend at the upper or cephalic extremity of the embryo. **cerv'ical f.**, a bend at the juncture of the primitive brain and spinal cord in the embryo. **cra'nial f.**, cephalic f. **dors'al f.**, at the mid-dorsal region in the embryo; in very early stages the f. is with concavity looking backward but later the concavity becomes a convexity. **he'mal f.**, cephalic f. **hepat'ic f.**, the bend of transition from the ascending to the transverse colon. **pon'tine f.**, a curve with concavity directed dorsally, caused by a bending of the hind-brain upon itself in the embryo. **sig'moid f.**, pelva colon, colon sigmoideum [BNA], S romanum, the loop formed by the lower end of the descending colon as it joins the rectum. **splen'ic f.**, the bend at the junction of the transverse with the descending colon. **sa'cral f.**, caudal f.

Flindt's spots [N. Flindt, Danish physician, contemporary.] Koplik's* spots.

flint-disease'. Chalicosis.

Flint's arcade' [Austin Flint, American physician and physiologist, *1836.] A series of vascular arches at the bases of the pyramids of the kidney.

Flint's mur'mur [Austin Flint, American physician, 1812-1886.] A peculiar sound, described as a more or less distinct rumbling, echoing in quality, heard at the apex of the heart in the middle of diastole or more distinctly presystolic; it occurs frequently in cases of aortic incompetency.

Flitwick Well, England (fit'ik). Chalybeate waters. Cold. Used by drinking in anemia, chlorosis, dyspepsia, neuralgia, and general debility.

floating (flôt'ing). 1. Free, unattached, noting the lower ribs the cartilages of which are not articulated directly with the sternum. 2. Out of the normal position, unduly movable, wandering, noting an occasional abnormal condition of certain organs, as the kidneys, liver, spleen, etc.

floccillation (flok-si-la'shun) [L. *flocculus*.] Carphologia, an aimless plucking at the bedclothes, as if one were picking off threads or tufts of cotton, occurring in the low delirium of a fever.

floccose (flok'ös) [L. *floccus*, a flock of wool.] In bacteriology, noting a growth of short curving filaments or chains, closely but irregularly disposed.

flocc'ular. Relating to a flocculus of any sort, specifically to the flocculus of the cerebellum.

flo'cculent. Resembling tufts of cotton or wool, noting a fluid, such as the urine, containing numerous shreds of whitish mucus or other material, or, in bacteriology a fluid culture in which there are numerous floating colonies.

floc'culus [L. tuft] 1. A tuft or shred of cotton or wool or anything resembling it. 2. A small lobe of the cerebellum at the posterior border of the brachium pontis anterior to the lobulus biventer; it corresponds to the nodule of the vermis. **access'ory f.**, an occasional small lobule of the cerebellum in the immediate neighborhood of the flocculus.

flood (flud) [A.S. *flod*.] 1. To bleed profusely from the uterus, as after childbirth or in cases of menorrhagia. 2. A profuse menstrual discharge.

Flood's lig'a'ment [Valentine Flood, Irish surgeon, 1800-1847.] A band of the ligamentum* coracohumeral, attached to the lower part of the lesser tuberosity of the humerus.

flood'ing. 1. Bleeding profusely from the uterus,

especially after childbirth or in severe cases of menorrhagia. 2. A profuse uterine hemorrhage. **floor-plate.** The thin lower or ventral portion of the medullary tube in the embryo.

Flo'sa's myasthenic reaction or sign. Defective tetanic response to prolonged faradic stimulation of the muscles in cases of traumatic neurasthenia.

Florence's reaction [Albert Florence, French physician of Lyons, *1851.] For testing stains suspected to be of spermatic fluid. A drop of the washings of the suspected spot is placed on an object glass alongside of a drop of Lugol's solution of iodine; at the point where the two touch brownish, pointed rhombic crystals are formed (*F.'s crystals*).

flos [L. pl. of *flos*, flower.] Blossoms, flowers, blooms. *f. benzol'ni*, benzoic acid. *f. sulphuris*, flowers of sulphur, sulphur* sublimatum.

florid [L. *floridus*, flowery.] Of a bright red color, noting certain cutaneous lesions.

Florence's theory (*floo-ran'*) [Jean Pierre Marie Florence, Parisian physiologist, 1794-1867.] The theory that thought is a process depending upon the action of the entire cerebrum. *F.'s vital node* (*nodus vitalis*), a point corresponding to the nucleus of origin of the vagus at the end of the rhomboid fossa in the fourth ventricle, destruction of which causes death by respiratory failure.

flow [A.S. *flowan*.] 1. To bleed from the uterus less profusely than in flooding. 2. The menstrual discharge. 3. The rise in the opsonic index at the beginning of the positive phase.

flower [L. *flor* (*flor*-).] The sexual organs of a phanerogamous plant, with the floral envelopes, or perianth; the sexual organs are the stamens (male) and pistils (female); the perianth consists of corolla with its petals (the inner envelope) and calyx with its sepals (the outer envelope); the male or female organs may be absent (unisexual flower) and there may be but one perianth. **complete f.**, one which has all the parts of a flower—calyx, corolla, stamens, and pistil. **cyclic f.**, one the leaves of which are arranged in whorls. **female f.**, one which has no stamens, or male elements. **hermaphrodite f.**, one which has both male and female elements, or both stamens and pistil. **irregular f.**, one the parts of the floral envelope of which are unequal in size. **male f.**, one which has stamens only, but no pistil. **regular f.**, one the parts of the floral envelope of which are equal in size. **unisexual f.**, one which has but one sexual element, either the male (stamens) or the female (pistil). **zygomorphous f.**, an irregular f. which is divisible into similar halves by a vertical plane.

Flower's dental index [Sir William Henry Flower, English physician, 1831-1899.] See under *index*.

flow. 1. Flores. 2. The menstrual discharge. 3. A mineral substance in a powdery state after sublimation. *f. of ben'zoin*, benzoic acid. *f. of sulphur*, sulphur sublimatum.

fluctuate. To move in waves, noting the motion of fluid in a cavity such as the abdomen.

fluctuation [L. *fluctuare*, to flow in waves.] A wave-like motion felt on palpating a cavity with non-rigid walls, like the abdomen, when containing fluid.

Fluhrer's probe [William Francis Fluhrer, New York physician, contemporary.] An aluminum probe employed in examining gunshot wounds of the brain, being allowed to sink into the track of the ball under the influence of gravity only.

fluid [L. *fluidus*.] 1. Flowing, liquid, gaseous. 2.

A non-solid substance, liquid or gas. **amniot'ic f.**, liquor amnii. **cerebrospinal f.**, the f. contained in the ventricles of the brain, the central canal of the spinal cord, and the subarachnoid space. **fluid-acet-extract.** A fluidextract made with an acetic acid menstruum instead of alcohol.

fluidextract. Fluidextractum.

fluidextractum, gen. *fluidextracti*, pl. *fluidextracta* (*flu'id-ek-strak'tum*) [L. *fluidus*, fluid, + *extractum*, extract.] Fluidextract, a pharmacopoeial preparation (termed *extractum liquidum* in the B.P.) consisting of a concentrated solution in alcohol, or alcohol and water, of the vegetable principles of a drug, of such strength that 1 c.c. of fluidextract represents in therapeutic value 1 gm. of the crude drug; the exceptions to this rule are the extracts of certain drugs which are standardized to a definite alkaloidal strength. There are eighty-five fluidextracts in the U.S.P. of 1900. [For the liquid extracts of the B.P. see under *extractum*.]

f. aconit'i (U.S.), fluidextract of aconite, used in liniments; internal dose, $\mathbb{M}\frac{1}{4}$ -1 (0.03-0.06).

f. adon'idis (N.F.), fluidextract of adonis; cardiac stimulant and diuretic in doses of $\mathbb{M}\frac{1}{2}$ -3 (0.06-0.2).

f. ale'tridis (N.F.), fluidextract of alatria; emmenagogue in doses of $\mathbb{M}\frac{20}{40}$ -40 (1.3-2.6).

f. angelicæ rad'cis (N.F.), fluidextract of angelica root; stimulant and carminative in doses of $\mathbb{M}\frac{20}{40}$ -40 (1.3-2.6).

f. a'pli graveolen'tis (N.F.), fluidextract of celery; diuretic and nerve sedative in doses of $\mathbb{M}\frac{20}{40}$ -40 (1.3-2.6).

f. apoc'yni (U.S.), fluidextract of apocynum or Canadian hemp; dose, $\mathbb{M}\frac{3}{5}$ -5 (0.2-0.3).

f. ara'lis racemose (N.F.), fluidextract of aralia racemosa; alterative and diaphoretic in doses of $\mathbb{M}\frac{20}{40}$ -40 (1.3-2.6).

f. ar'nicæ flo'rum (N.F.), fluidextract of arnica flowers; alterative and diuretic in doses of $\mathbb{M}\frac{10}{20}$ -20 (0.6-1.3).

f. aromat'icum (U.S.), aromatic fluidextract, an alcoholic extract of pulvis aromaticus; used to disguise the odor or taste of various drugs, a brown liquid of aromatic taste; dose, $\mathbb{M}\frac{10}{30}$ -30 (0.6-2.0).

f. auran'tii ama'ri (U.S.), fluidextract of bitter orange peel, prepared only from the glandular epidermal layer of orange-peel; a liquid of reddish brown color and aromatic odor and taste; dose, $\mathbb{M}\frac{3}{4}$ -1 (2.0-4.0).

f. belladonnæ rad'cis (U.S.), fluidextract of belladonna root, a liquid of a reddish brown color; dose, $\mathbb{M}\frac{1}{2}$ -2 (0.06-0.13).

f. berber'idis (U.S.), fluidextract of berberis or barberry; dose, $\mathbb{M}\frac{2}{5}$ -5 (0.13-0.3).

f. bol'di (N.F.), fluidextract of boldo; alterative and tonic in doses of $\mathbb{M}\frac{5}{10}$ -10 (0.3-0.6).

f. bu'chu (U.S.), fluidextract of buchu; dose, $\mathbb{M}\frac{3}{4}$ -1 (2.0-4.0) largely diluted.

f. bu'chu compos'itum (N.F.), compound fluidextract of buchu; buchu, 62.5, juniper, uva ursi, and cubeb, each 12.5; employed in catharr of the urinary tract in doses of $\mathbb{M}\frac{20}{40}$ -40 (1.3-2.6).

f. cal'ami (U.S.), fluidextract of calamus; dose, $\mathbb{M}\frac{5}{20}$ -20 (0.3-1.3).

f. calen'dulæ (N.F.), fluidextract of calendula; alterative and stimulant in doses of $\mathbb{M}\frac{10}{20}$ -20 (0.6-1.3), and externally for bruises and sprains.

f. calum'bæ (U.S.), fluidextract of calumba or Colombo, a fluid of an orange-brown color; employed as a bitter tonic with iron, as it contains no tannin, in doses of $\mathbb{M}\frac{10}{60}$ -60 (0.6-4.0).

f. camel'liæ (N.F.), fluidextract of camellia (tea); made from black tea, "Formosa oolong"; nerve stimulant in doses of $\mathbb{M}\frac{20}{40}$ -40 (1.3-2.6).

f. can'nabis in'dicæ (U.S.), fluidextract of Indian cannabis or Indian hemp; dose, $\mathbb{M}\frac{1}{4}$ -1 (0.03-0.06).

f. cap'sici (U.S.), fluidextract of capsicum or red pepper, a fluid of brown-red color and hot burning taste; dose, $\mathbb{M}\frac{1}{2}$ -2 (0.06-0.13).

f. *caulophylli* (N.F.), fluidextract of caulophyllum, antispasmodic and emmenagogue in doses of $\mathbb{M}5-10$ (0.3-0.6).

f. *chimaphilae* (U.S.), fluidextract of chimaphila or pipsissewa, dose, $\mathbb{M}30-60$ (2.0-4.0).

f. *chiratae* (U.S.), fluidextract of chirata, a reddish brown liquid of bitter taste; dose, $\mathbb{M}15-30$ (1.0-2.0).

f. *cimicifugae* (U.S.), fluidextract of cimicifuga, or actaea racemosa, or black cohosh; dose, $3\frac{1}{2}-1$ (2.0-4.0).

f. *cinchonae* (U.S.), fluidextract of cinchona, a liquid of a reddish brown color; dose $3\frac{1}{2}-1$ (2.0-4.0).

f. *coccae* (U.S.), fluidextract of coca or of erythroxylon; dose, $3\frac{1}{2}-1$ (2.0-4.0).

f. *coffae tostae* (N.F.), fluidextract of roasted coffee; stimulant and tonic in doses of $\mathbb{M}20-40$ (1.3-2.6).

f. *coffae viridis* (N.F.), fluidextract of green coffee; stimulant and nerve tonic in doses of $\mathbb{M}20-40$ (1.3-2.6).

f. *colchicis seminis* (U.S.), fluidextract of colchicum seed, each 100 c.c. should contain 0.5 gm. of colchicine; dose, $\mathbb{M}2-5$ (0.13-0.3).

f. *condurango*, fluidextract of condurango, a liquid of a brown color; dose, $3\frac{1}{2}-2$ (4.0-8.0).

f. *conii* (U.S.), fluidextract of conium or hemlock, a liquid of a reddish green color; dose, $\mathbb{M}2-5$ (0.13-0.3).

f. *convallariae* (U.S.), fluidextract of convallaria or lily of the valley, prepared from the rhizome or rootlets; dose, $\mathbb{M}4-8$ (0.25-0.5).

f. *convallariae florum* (N.F.), fluidextract of convallaria flowers; diuretic and cardiac tonic in doses of $\mathbb{M}5-10$ (0.3-0.6).

f. *coptidis* (N.F.), fluidextract of coptis or goldthread; stimulant and tonic in doses of $\mathbb{M}20-40$ (1.3-2.6).

f. *cornus* (N.F.), fluidextract of cornus or dogwood; astringent and antiperiodic in doses of $\mathbb{M}20-40$ (1.3-2.6).

f. *cornus circinatae* (N.F.), fluidextract of cornus circinata, green osier; tonic and antiperiodic in doses of $\mathbb{M}10-20$ (0.6-1.3).

f. *corydalis* (N.F.), fluidextract of corydalis, turkey corn; alternative and diuretic in doses of $\mathbb{M}8-15$ (0.5-1.0).

f. *coto* (N.F.), fluidextract of coto bark; astringent in diarrhea in doses of $\mathbb{M}3-6$ (0.2-0.4).

f. *cubebae* (U.S.), fluidextract of cubeb, a liquid of a dark green color; dose, $\mathbb{M}15-30$ (1.0-2.0).

f. *cypripedium* (U.S.), fluidextract of cypripedium or ladies' slipper, a liquid of a reddish brown color; dose, $\mathbb{M}5-15$ (0.3-1.0).

f. *digitalis* (U.S.), fluidextract of digitalis, a liquid of a brownish green color; dose, $\mathbb{M}1-2$ (0.06-0.13).

f. *ergotae* (U.S.), fluidextract of ergot, a liquid of reddish brown color; dose, $3\frac{1}{2}-2$ (2.0-8.0).

f. *eriodictyli* (U.S.), fluidextract of eriodictyon or yerba santa, a liquid of dark greenish brown color; dose $3\frac{1}{2}-1$ (2.0-4.0).

f. *eucalypti* (U.S.), fluidextract of eucalyptus; dose, $\mathbb{M}10-20$ (0.6-1.3).

f. *euonymi* (U.S.), fluidextract of euonymus or wahoo, a brown liquid of bitter taste; dose, $3\frac{1}{2}-2$ (4.0-8.0).

f. *eupatorii* (U.S.), fluidextract of eupatorium or boneset, a liquid of a brownish color, dose, $3\frac{1}{2}-1$ (2.0-4.0).

f. *frangulae* (U.S.), fluidextract of frangula, a liquid of reddish brown color and bitterish taste; dose, $\mathbb{M}10-30$ (0.6-2.0).

f. *fuci* (N.F.), fluidextract of fucus, bladder-wrack; has been recommended for obesity in doses of $\mathbb{M}8-15$ (0.5-1.0).

f. *gelsemii* (U.S.), fluidextract of gelsemium, a liquid of reddish brown color; dose, $\mathbb{M}1-3$ (0.06-0.2).

f. *gentianae* (U.S.), fluidextract of gentian; dose, $\mathbb{M}10-30$ (0.6-2.0).

f. *geranii* (U.S.), fluidextract of geranium, a reddish-brown liquid of astringent taste; dose, $3\frac{1}{2}-1$ (2.0-4.0).

f. *glycyrrhizae* (U.S.), fluidextract of glycyrrhiza or licorice, a yellowish brown liquid; dose, $3\frac{1}{2}-2$ (4.0-8.0).

f. *granati* (U.S.), fluidextract of granatum or pomegranate, a brownish green liquid of mildly astringent taste; dose, $\mathbb{M}20-30$ (1.3-2.0).

f. *grindellae* (U.S.), fluidextract of grindelia, a brownish green liquid; dose $3\frac{1}{2}-1$ (2.0-4.0).

f. *guaranæ* (U.S.), fluidextract of guarana, a reddish brown liquid of bitter astringent taste; dose, $3\frac{1}{2}-1$ (2.0-4.0).

f. *hamamelidis foliorum* (U.S.), fluidextract of hamamelis leaves, or of witch-hazel, a liquid of light brown color and bitter taste; dose, $\mathbb{M}10-30$ (0.6-2.0).

f. *helianthemii* (N.F.), fluidextract of helianthemum frost-wort; astringent and alterative in doses of $3\frac{1}{2}$ (4.0).

f. *hu-muli* (N.F.), fluidextract of hops; tonic and nerve sedative in doses of $\mathbb{M}20-40$ (1.3-2.6).

f. *hydrangæ* (N.F.), fluidextract of hydrangea or seven-barks; diuretic and antirheumatic in doses of $\mathbb{M}20-40$ (1.3-2.6).

f. *hydrastis* (U.S.), fluidextract of hydrastis or golden seal, a liquid of dark yellowish brown color and bitter taste; dose, $\mathbb{M}5-10$ (0.3-0.6).

f. *hyocyami* (U.S.), fluidextract of hyoscyamus or henbane, a greenish brown liquid; dose, $\mathbb{M}5-10$ (0.3-0.6).

f. *ipecacuanhæ* (U.S.), fluidextract of ipecacuanha or ipecac, a dark brownish red liquid of acrid taste, dose, as an expectorant, $\mathbb{M}2-5$ (0.13-0.3), as an emetic, $\mathbb{M}20-40$ (1.3-2.6).

f. *jalapæ* (N.F.), fluidextract of jalap; hydragogue cathartic in doses of $\mathbb{M}10-20$ (0.6-1.3).

f. *juglandis* (N.F.), fluidextract of juglans, bitter nut; alterative and antiperiodic in doses of $3\frac{1}{2}$ (4.0).

f. *juniperi* (N.F.), fluidextract of juniper; diaphoretic and diuretic in dose of $3\frac{1}{2}$ (4.0).

f. *kavæ* (N.F.), fluidextract of kava or methysticum; alternative and anticephalic in doses of $\mathbb{M}10-20$ (0.6-1.3).

f. *krameriæ* (U.S.), fluidextract of krameria or rhatany, a liquid of a dark reddish brown color and astringent taste; dose $\mathbb{M}20-40$ (1.3-2.5).

f. *lappæ* (U.S.), fluidextract of lappa or burdock, dose, $\mathbb{M}30-60$ (2.0-4.0).

f. *leptandree* (U.S.), fluidextract of leptandra, a reddish brown liquid of a bitter disagreeable taste, dose, $\mathbb{M}10-60$ (0.6-4.0).

f. *lobeliæ* (U.S.), fluidextract of lobelia or Indiatobacco, a liquid of brownish green color and acrid taste; dose, $\mathbb{M}1-5$ (0.06-0.3).

f. *lupulini* (U.S.), fluidextract of lupulin, a brownish red liquid; dose $\mathbb{M}30-60$ (2.0-4.0).

f. *maltis* (N.F.), fluidextract of malt; tonic in dose of $3\frac{1}{2}$ (8.0).

f. *matricis* (U.S.), fluidextract of matric, a very dark green liquid of bitter taste and aromatic odor; dose, $\mathbb{M}10-60$ (0.6-4.0).

f. *menyanthis* (N.F.), fluidextract of menyanthes, buckbean; alternative in doses of $\mathbb{M}10-30$ (0.6-1.3).

f. *mezezei* (U.S.), fluidextract of mezezeon or mezezeon, a green liquid of acrid taste; dose, $\mathbb{M}10$ (0.3-0.6).

f. *nuccis vomicae* (U.S.), fluidextract of nuxvomica, dose, $\mathbb{M}1-5$ (0.06-0.3).

f. *pareiræ* (U.S.), fluidextract of pareira, a brown liquid of bitter taste; dose, $3\frac{1}{2}-2$ (4.0-8.0).

f. *phytolaccae* (U.S.), fluidextract of phytolacca or pokewort; dose, as an alternative, $\mathbb{M}2-5$ (0.13-0.3), as an emetic, $\mathbb{M}10-30$ (0.6-2.0).

f. *petroselinii radicis* (N.F.), fluidextract of parsley root; emmenagogue and diuretic in doses of $\mathbb{M}10-20$ (1.3-2.6).

f. *pilocarpi* (U.S.), fluidextract of pilocarpus or jaborandi, a liquid of reddish green color; dose, $\mathbb{M}10-20$ (0.6-2.0).

f. *podophylli* (U.S.), fluidextract of podophyllum or may-apple, a dark reddish brown liquid; dose, $\mathbb{M}5-20$ (0.3-1.3).

f. *pruni virginianæ* (U.S.), fluidextract of w.c. cherry, a dark brownish red liquid of the odor of peach-kernels; dose, $\mathbb{M}15-30$ (1.0-2.0).

f. *quassiae* (U.S.), fluidextract of quassia, a liquid of yellowish brown color and bitter taste; dose, $\mathbb{M}15-20$ (1.0-2.0).

f. *quercus* (U.S.), fluidextract of quercus or white-oak bark, a liquid of reddish brown color and astringent taste; dose, $\mathbb{M}15-30$ (1.0-2.0).

f. *quillajæ* (U.S.), fluidextract of quillaia or soap-bark, a brownish liquid of acrid taste; dose, $\mathbb{M}1-1$ (0.06-0.2).

f. rham'ni purahis'næ (U.S.), fluidextract of cascara sagrada, a dark reddish brown liquid of very bitter taste; dose, $\mathbb{M}15-30$ (1.0-2.0).

f. rham'ni purahis'næ alkali'num (N.F.), alkaline or bitterless fluidextract of cascara sagrada; laxative in dose of $\mathbb{M}15$ (1.0).

f. rham'ni purahis'næ aromati'cum (U.S.), aromatic fluidextract of cascara sagrada, prepared from a mixture of cascara, licorice root, and magnesia by which the bitter taste is destroyed; a very dark reddish brown liquid of sweetish aromatic taste; dose $\mathbb{M}15-30$ (1.0-2.0).

f. rhe'i (U.S.), fluidextract of rhubarb, a liquid of dark reddish brown color; dose, $\mathbb{M}15-30$ (1.0-2.0).

f. rho'is gla'brae (U.S.), fluidextract of rhus glabra or sumach berries, a deep red liquid of astringent, slightly acid taste; dose, $\mathbb{M}15-30$ (1.0-2.0).

f. ro'sæ (U.S.), fluidextract of rose, a liquid of deep rose-red color, slightly astringent taste, and an odor of roses; dose, $\mathbb{J}1-2$ (4.0-8.0).

f. ru'bi (U.S.), fluidextract of rubus, or blackberry bark, a dark brown liquid of astringent taste; dose, $\mathbb{J}1-2$ (2.0-8.0).

f. sabi'næ (U.S.), fluidextract of savine, a greenish brown liquid, usually employed externally; internal dose, $\mathbb{M}5-10$ (0.3-0.6).

f. sanguina'ria (U.S.), fluidextract of sanguinaria or bloodroot, a deep red liquid of acidulous acid taste; dose, $\mathbb{M}3-5$ (0.2-0.3).

f. sarsaparil'læ (U.S.), fluidextract of sarsaparilla, a dark brown liquid; dose, $\mathbb{M}30-60$ (2.0-4.0).

f. sarsaparil'læ compos'itum (U.S.), compound fluidextract of sarsaparilla, made from sarsaparilla, licorice, sassafras, and mezereon; dose, $\mathbb{M}30-60$ (2.0-4.0).

f. scil'læ (U.S.), fluidextract of squill, a liquid of yellowish color and sour, bitter taste; dose, $\mathbb{M}2-3$ (0.13-0.2).

f. scopol'æ (U.S.), fluidextract of scopolia; dose, $\mathbb{M}1-5$ (0.06-0.3).

f. scutellari'æ (U.S.), fluidextract of scutellaria or skullcap, a greenish brown liquid; dose, $\mathbb{M}30-60$ (2.0-4.0).

f. sen'ege (U.S.), fluidextract of senega, a dark brown liquid of acid taste; dose, $\mathbb{M}2-10$ (0.13-0.6).

f. sen'næ (U.S.), fluidextract of senna, a liquid of dark brown color; dose, $\mathbb{J}1-1$ (2.0-4.0).

f. serpentari'æ (U.S.), fluidextract of serpentaria or snake-root, a reddish brown liquid of bitter taste; dose, $\mathbb{M}15-30$ (1.0-2.0).

f. spigel'æ (U.S.), fluidextract of spigelia, a dark brown liquid; dose, $\mathbb{J}1-1$ (2.0-4.0).

f. staphisag'riæ (U.S.), fluidextract of staphisagria or stavesacre, a light greenish fluid; employed externally only as a parasiticide.

f. stercul'æ (N.F.), fluidextract of sterculia; stimulant and muscular tonic, in doses of $\mathbb{M}10-20$ (0.6-1.3).

f. stilling'æ (U.S.), fluidextract of stillingia, a reddish brown liquid with a pungent bitter taste; dose, $\mathbb{M}15-30$ (1.0-2.0).

f. stilling'æ compos'itum (N.F.), compound fluidextract of stillingia; made from stillingia and corydalis each 25, iris, sambucus, and chinophila each 12.5, coriander and xanthoxylum berries, each 6.25; alternative and resolvent in doses of $\mathbb{M}20-40$ (1.3-2.6).

f. stramo'nii (U.S.), fluidextract of stramonium, made from the leaves, a dark greenish brown fluid; dose, $\mathbb{M}1-2$ (0.06-0.13).

f. sum'bui (U.S.), fluidextract of sumbul or musk-root, a yellowish brown liquid with an odor of musk; dose, $\mathbb{M}15-45$ (1.0-3.0).

f. tarax'ici (U.S.), fluidextract of taraxacum or dandelion root, a reddish brown liquid with a slightly bitter sweetish taste; dose, $\mathbb{M}30-60$ (2.0-4.0).

f. trif'lli (N.F.), fluidextract of trillium, birthroot, tonic expectorant in doses of $\mathbb{M}20-40$ (1.3-2.6).

f. trit'ici (U.S.), fluidextract of triticum or couch-grass, a brownish liquid of a sweetish taste; dose, $\mathbb{J}2-3$ (8.0-12.0).

f. tur'aeræ (N.F.), fluidextract of turnera, damiana; spirodiuretic in doses of $\mathbb{M}20-40$ (1.3-2.6).

f. ur'ticæ (N.F.), fluidextract of urtica or nettle; astringent diuretic, in doses of $\mathbb{M}10-20$ (0.6-1.3).

f. u'væ ur'al (U.S.), fluidextract of uva ursi, a liquid of dark brown color and astringent bitter taste; dose, $\mathbb{M}30-60$ (2.0-4.0).

f. valerian'æ (U.S.), fluidextract of valerian, a fluid of reddish brown color; dose, $\mathbb{M}30-60$ (2.0-4.0).

f. vera'tri (U.S.), fluidextract of veratrum (viride); dose, $\mathbb{M}1-2$ (0.06-0.13).

f. verbas'ci (N.F.), fluidextract of verbasum or mullein; demulcent and antitarrhal in dose of $\mathbb{J}1$ (4.0).

f. verbe'næ (N.F.), fluidextract of verbena, vervain; tonic in doses of $\mathbb{M}10-20$ (0.6-1.3).

f. viburn'ni op'uili (U.S.), fluidextract of viburnum opulus or crampbark, a reddish brown liquid of slightly astringent taste; dose, $\mathbb{M}15-60$ (1.0-4.0).

f. viburn'ni prunifol'iæ (U.S.), fluidextract of viburnum prunifolium or black haw bark, a dark brownish red liquid, of astringent and bitterish taste; dose, $\mathbb{M}30-60$ (2.0-4.0).

f. xanthox'yli (U.S.), fluidextract of xanthoxylum or prickly ash, a liquid of reddish brown color and acid taste; dose, $\mathbb{M}30-60$ (2.0-4.0).

f. zeæ (N.F.), fluidextract of zea or cornsilk; diuretic in dose of $\mathbb{J}1$ (4.0).

f. zingib'eris (U.S.), fluidextract of ginger, a brownish red liquid of pungent spicy taste; dose, $\mathbb{M}5-20$ (0.3-1.3).

fluid'ism. Humoralism.

fluidounce (flu'id-owns'). A measure of capacity containing eight fluidrams. The British fluidounce is a measure containing one avoirdupois ounce, 437.5 grains, of distilled water; the U.S. fluidounce is $\frac{1}{16}$ gallon and contains 456.033 grains of distilled water. The British fluidounce equals 28.4 c.c., the U.S. fluidounce equals 29.57 c.c.

fluidrachm, fluidram (flu'y-dram'). A measure of capacity, $\frac{1}{8}$ of a fluidounce, a teaspoonful. The British fluidram contains 54.8 grains of distilled water, and is equal to 3.55 c.c.; the U.S. fluidram contains 57.1 grains of distilled water and equals 3.70 c.c.

flake (flook) [A.S. *floc*, flatfish.] One of a number of varieties of trematode worms, parasitic in the intestine, liver, lungs, kidneys, blood, and other regions of man and the lower animals. blood f., *Schistosomum hamatobium*. bron'chial f., *Paragonimus westermanni*. Egypt'ian intes'tinal f., *Cotylagonimus heterophyes*. Japanese' liver f., *Opisthorchis sinensis*. lan'cet f., *Dicrocoelium lanceolatum*. liver f., *Fasciola hepatica*. lung f., *Paragonimus westermanni*.

flu'mina pilo'rum [L. pl. of *flumen*, river; gen. pl. of *pilus*, hair.] Hair streams, the curved lines along which the hairs are arranged on the head and various parts of the body, especially noticeable in the fetus.

flu'or al'bus [L. white flow.] Leucorrhea.

fluorescein, fluoresceine (flu-or-es'-se-in) Resorcinol-phthalein, made by heating resorcinol and phthalic anhydride; an orange-red crystalline powder giving a bright green fluorescence in solution; employed in the diagnosis of corneal lesions, the denuded parts taking a green color. **fluorescence** (flu-or-es'-ens) [fluor-spar, which possesses this property.] The property of rendering visible the ultraviolet or actinic rays of the spectrum or of becoming self-luminous when exposed to the light or to other rays.

fluores'cin. Resorcinol-phthalin, a derivative of fluorescein; a bright yellow powder employed, like fluorescein, in the diagnosis of corneal lesions in applications of 1 drop of a 2 per cent. solution. **flu'oride**. A compound of fluorine with another element. cal'cium f., fluor-spar. so'dium f., fluo'rol, see under *sodium*.

flu'orine. A gaseous chemical element, symbol F, atomic weight, 19.

fluoroform (flu-or'-o-form). A gas, CHF_3 , resembling chloroform somewhat. *f.* water, fluoroformol.

fluoroformol. Fluoryl, fluoroform water, a 2.8 per cent. solution of fluoroform, CHF_3 , in water, a colorless, odorless, and practically tasteless fluid; has been employed in tuberculosis in doses of $5\frac{1}{2}$ (15.0).

flu'orol. Sodium fluoride.

fluorom'eter. A device for interpreting the shadows in an x-ray projection on the screen.

fluoroscope (flu-or'-o-sköp). An apparatus for rendering visible the effects of the x-rays which, after passing through the body examined, are projected on a fluorescent screen of calcium tungstate.

fluoroscopy (flu-or-os'ko-pl). Examination of the inner parts of the body by means of the fluoroscope.

fluorphen'etol. A compound of fluorine with phenetol.

fluor'rheumin (flu-or-ru'min). An ointment containing 1 per cent. each of fluorphenetol and difluoridiphenyl in lanolin, employed in rheumatism and grippal neuralgia.

flu'or-spar [L. *fluor*, a flowing.] Calcium fluoride, a mineral, found often in silver and cobalt mines, it is phosphorescent when heated, and is often fluorescent and beautifully tinted.

flush. 1. To wash out a wound or a cavity with a full stream of water. 2. Blush; redness, usually temporary, of the skin. *hectic f.*, a redness of the face accompanying the rise of temperature in tuberculosis and certain other chronic affections.

fluter (flut'ur) [A.S. *flotorian*, to float about.] Agitation, tremulousness. *auric'ular f.*, a condition in which the cardiac auricle, or atrium, contracts very rapidly but rhythmically, thereby differing from auricular fibrillation in which the contractions are irregular.

flux [L. *fluxus*, a flow.] 1. The discharge of more or less fluid material in large amount from a cavity or surface of the body; a diarrhea. 2. Material discharged from the bowels. *al'vine f.*, simple diarrhea. *blood'y f.*, dysentery. *month'ly f.*, the menses. *seba'ceous f.*, steatorrhea. *white f.*, sprue (2).

fly [A.S. *fléoge*.] A dipterous, or two-winged, insect of the family *Muscidae*. *black f.*, buffalo gnat, a species of *Simulium*. *blow f.*, see *blow-fly*. *house f.*, *Musca domestica*.

fly-blister. A cantharidal blister.

fo'cal. Relating to a focus.

fo'cus, pl. *foci* [L. the hearth.] 1. The point at which the light rays meet after passing through a convex lens, such as the crystalline lens of the eye. 2. The center, or the starting-point, of a disease process. *con'jugate foci*, two points in relation to two lenses or concave mirrors, so in relation to each other that the rays from a light at one point are focussed at the other, and *vice versa*. *prin'cipal f.*, the meeting-point of rays passing into a lens parallel to its axis. *real f.*, the point of meeting of convergent rays. *vir'tual f.*, the point from which divergent rays seem to proceed, or that at which they would meet if prolonged backward.

fœnic'ulum, gen. *fœnic'uli* [dim. of *fœnum*, hay.] (U.S.) *Fœniculi fructus* (Br.), fennel, fennel fruit, fennel seed, the dried nearly ripe fruit of *Fœniculum vulgare*, an herb of southern Europe

and eastern Asia; diaphoretic, diuretic, and carminative, in doses of gr. 10-30 (0.6-3.0).

fœnum græcum (fœ-num græ-kum) [L. *fœnum*, hay, *gracum*, Greek.] Fenugreek, the dried ripe fruit of *Trigonella fœnum-gracum*, an herb of southern Europe and western Asia; employed externally as an emollient in ointment and poultice.

Fœrster's opera'tion (fër'ster) [Otfried Fœrster, German neurologist, *1873.] A modification of Dana's operation, resection of the posterior spinal nerve-roots in spastic paralysis.

Fœrster's shift'ing type (fër'ster) [R. Fœrster, ophthalmologist of Breslau, 1825-1902.] A limitation of the primary normal visual field, an object brought gradually from without toward the fixed point is seen sooner than normal, whereas the perception of one moved from the center toward the periphery is lost sooner than normal; the visual field is therefore greater in the first case than in the second, which is the reverse of the normal; the phenomenon occurs in neurasthenia. *F.'s photom'eter*, an instrument for measuring the visual power by determining the least amount of light that will render an object visible to the person tested.

fœ'tus. An incorrect spelling of *fetus*.

fogg'ing. Dimness of vision, nophalopia.

fold (föld). Plica; a ridge; a margin apparently formed by the doubling back of a lamina. *F.* the various folds, not here defined, see *plica*. *gen'ital f.*, one of two integumentary folds on either side of the genital tubercle in the embryo, from which are developed the labia minora, or the walls of the urethra in the male. *hypoblas'tic f.*, a folding over of the hypoblast giving origin to the notochord. *neu'ral f.*, one of the upgrowths of ectoderm forming the neural canal. *oper'cular f.*, tissue forming an adhesion between the tonsil and the anterior pillar of the fauces. *rec'tal f.*, rectal valve, *plica* transversalis recti* [BNA]. *rectoves'ical f.*, excavatio rectovesicalis [BNA]. *ventric'ular f.*, false vocal cord, *plica* ventricularis* [BNA]. *vestig'ial f.*, ligamentum venæ cavæ sinistræ.

fo'lia. Plural of *folium*.

Fol'ian proc'ess [Cæcilus *Folius* or *Folli*, Venetian anatomist, 1615-1650.] Processus anterior mallei.

fo'liar gap. In ferns, one of the meshes in the vascular network of the stem, from the margin of which a branch bundle passes out to the leaf.

foliate papillæ (fo'll-ät pä-pil'e). Papillæ vallatæ [BNA].

folle (fü-le') [Fr. from L. *follis*, bellows.] Insanity. *f. à deux* (ä-dé') [Fr. *deux*, two], imposed insanity, insanity affecting two individuals who are or have been intimately associated. *f. du doct* (doot), doubting mania. *f. de pourquoi* (poc-kwä') [Fr. *pourquoi*, why], the constant asking (by an adult) of questions, a symptom noted sometimes in the psychasthemic. *f. géme'llaire* (zh-mel-air') [Fr. relating to twins], a psychosis appearing simultaneously, or nearly so, in twins, who are not necessarily living together or intimately associated at the time. *f. raisonnante* (ro-zö-nahnt'), delusional insanity, paranoia.

Folin's test [Otto K. O. Folin, American biological chemist, born in Sweden, *1867.] 1. A quantitative test for uric acid; the uric acid is precipitated with ammonia, forming ammonium urate; it is then oxidized with potassium permanganate, and the amount is measured. 2. A quantitative test for urea; the urea is decomposed by boiling with magnesium chloride, and the freed ammonia is measured.

folium, pl. *fo'lia* [L. a leaf.] A broad, thin, leaf-like structure. *f. cacuminis* [L. *cacumen*, tip, end], *f. vermis* [BNA]. *f. vermis* [BNA], *f. cacuminis*, the posterior subdivision of the superior vermis of the cerebellum.

follicle (fol'ī-kl) [L. *folliculus*.] 1. A simple tubular gland. 2. A crypt or minute cul-de-sac or lacuna, such as the depression in the skin from which the hair emerges. 3. A minute circumscribed mass of lymphoid cells in the mucous membrane. 4. One of the vesicular bodies in the ovary, containing the ova, Graafian follicle. 5. In botany, a dry pod-like fruit, splitting by the ventral suture. *dental f.*, the dental sac with its contents, the embryonic tooth. *gastric f.*, (1) one of the masses of lymphoid cells in the mucous membrane of the stomach; (2) one of the tubular glands of the stomach secreting the gastric juice. *hair f.*, *folliculus pili*. *intestinal f.*, *Lieberkuhn's f.*, one of the numerous tubular glands in the mucous membrane of the intestine, *glandula* intestinalis*. *lenticular f.*, *gastric f.* (1). *sebaceous f.*, *glandula sebacea*, one of the sebaceous glands of the skin opening into the hair-follicles. *solitary f.*, one of a number of isolated masses of lymphoid cells in the intestinal wall.

follicle (fol'e-kle's) [Fr.] Sebaceous folliculitis, an eruption resembling acne agminata, located on the extremities.

follicular. Relating to a follicle or follicles.

folliculin. One of the internal secretions of the ovary which, with lutein and ovulin, constitutes the hormone oophorin.

folliculitis (fol-ik-u-li'le'tis). An inflammation of any follicles, specifically of the sebaceous follicles, follicles, acne agminata. *agminata f.*, hyper-trophic ringworm, *granuloma* trichophyticum*. *f. barbae*, *sycosis*. *f. decalvans* [L. *decalvare*, to make bald], *alopecia follicularis*.

folliculoma. A cystic enlargement of a Graafian follicle.

folliculosis. The presence of lymph-follicles in abnormally great numbers.

folliculus, pl. *folliculi* [L. dim. of *follis*, bag.] Follicle. *f. ooph'orus primarius*, a spherical body consisting of a single layer of flattened cuboid cells, surrounding the undeveloped ovum in the cortex of the ovary; it may become later a Graafian follicle. *f. ooph'orus vesiculosus* [BNA], Graafian follicle, a spherical body or vesicle, containing the matured ovum, in the cortex of the ovary. *f. pili*, hair-follicle, a deep, narrow pit, formed by an invagination of the epidermis and corium; it contains the root of the hair and into it the ducts of the subaceous glands open; the follicle is lined by a fibrous sheath derived from the corium, and by the outer and inner root-sheaths derived from the epidermis. *f. solita'rius*, solitary follicle, *nodulus* lymphaticus solita'rius*.

fomentation [L. *fomentare*, to apply a poultice.] 1. A warm application, poultice, stupe. 2. The application of warmth and moisture in the treatment of disease, poulticing.

fomes, pl. *fo'mies* [L. tinder.] A substance, such as clothing, capable of absorbing and transmitting the contagium of disease; usually employed in the plural.

fontactoscope (fon-tak'to-sköp). An electroscope for estimating the radioactivity of waters and gases.

Fontana's canal (fon-tah'nah) [Felice Fontana, Italian anatomist 1730-1805.] Canal of Schlemm or of Lauth, *sinus* venosus sclerae*. *F.'s mark*,

a transverse fold seen on a nerve-trunk where it has been cut. *F.'s spaces*, *spatia anguli iridis*.

fontanel, **fontanelle** (fon-tan-el') [Fr. dim. of *fontaine*, fountain, spring.] Membranous intervals at the angles of the cranial bones in the infant. There are normally six, corresponding to the pterion and asterion, on either side, and to the bregma and lambda, in the middle line, in the adult. *anterior f.*, *frontal f.* *anterolat'eral f.*, *sphenoidal f.* *bregmat'ic f.*, *frontal f.* *Cas'ser's f.*, *Casse'rio's f.*, *mastoid f.* *front'al f.*, *anterior f.*, *bregmatic f.*, a diamond-shaped membranous interval at the crossing of the coronal and the sagittal and metopic sutures, where the anterior superior angles of the parietal bones meet the two un-united halves of the frontal. *Gerdy's f.*, *sagittal f.* *mas'toid f.*, *posterolateral f.*, an interval on either side between the adjacent margins of the parietal, occipital, and mastoid portion of the temporal bones. *occip'ital f.*, *posterior f.*, a triangular interval at the union of the lambdoid and sagittal sutures, where the posterior superior angles of the parietal bones meet the occipital. *posterior f.*, *occipital f.* *posterolat'eral f.*, *mastoid f.* *sag'ittal f.*, an occasional fontanel-like defect in the sagittal suture in the newborn. *sphenoid'al f.*, *anterolateral f.*, an irregularly shaped interval on either side, where the frontal, parietal, squamous portion of the temporal, and greater wing of the sphenoid bones meet.

fonticulus [L. dim. of *fons*, fountain, spring.] Fontanel.

food [A.S. *fōda*.] Aliment, nourishment, what is eaten to supply the necessary nutritive elements. *chem'ical f.*, *syrupus phosphatum compositus* (N.F.).

abstinence from, fasting, dieting, nestia, nestis, abrosia, desire for, appetite, hunger. *distaste for*, *anorexia*, *sitiophobia*, *fastidium cibi*. *excessive appetite for*, *bulimia*, *cynorexia*, *hyperorexia*, *polyphagia*, *acoria*, *fatty*, *hydrocarbon*. *nitrogenous*, *protein*. *poisoning*, *bromatotoxism*, *allantiasis*, *botulism* (sausage), *tyrotoxism* (milk, ice-cream, cheese), *creatotoxism* (meat), *ichthyotoxism* (fish), *mytilotoxism* (mussels), *ostreotoxism* (oysters), *collotoxism* (clams), *mycetism*, *muscarinism* (mushrooms). *saccharine*, *carbohydrate*, *starchy*, *carbohydrate*. *treatment by abstinence from*, *hunger cure*, *starvation cure*, *nestiatria*, *limotherapy*, *nestitherapy*. *treatment by an excess of*, *superalimentation*, *suralimentation*, *gavage*.

food-fe'ver. A disorder of childhood consisting of a sudden rise of temperature accompanied by more or less marked digestive disturbances, continued for a few days to several weeks; believed to be due to intestinal autointoxication.

food-poi's'oning. Bromatotoxism.

foot (A.S. *fōt*.) 1. Pes, the lower, pedal, extremity of the leg. 2. A unit of length, containing 12 inches, equal to 30.48 cm. *arch of the f.*, the hollow on the inner part of the sole in the metatarsal region. *ball of the f.*, the padded portion of the sole at the anterior extremity of the metatarsus, upon which the weight rests when the heel is raised. *claw f.*, atrophy of the foot with contractions of the toes. *cleft f.*, a congenital deformity in which the division between the toes, especially the third and fourth, extends more or less into the metatarsal region. *club f.*, *talipes*, *pes contortus*. *dang'le f.*, *drop-foot*, a dragging of the f. in walking in consequence of paralysis of the anterior leg muscles. *flat f.*, see *flat*. *fun'gous f.*, *mycetoma*. *holl'ow f.*, *pes cavus*. *Madu'ra f.*, *mycetoma*. *Morton's f.*, *metatarsalgia*. *reel f.*, *club-foot*. *root of the f.*, *tarsus*. *sole of the f.*, *planta*.

absence, apodia. amputations of, Chopart's, Hey's, Lisfranc's, Mackenzie's, Pirogoff's, Syme's. animal with four, quadruped. animal with two, biped. bath for, pediluvium. burning pain, causalgia, erythromelalgia. callosity on, corn, clavus. care of, pedicure, chiropody. club, talipes, pes contortus. condition of having but one, monopodia, sympodia. dropsy, pod-
edema. fetid perspiration, podobromidrosis, bromidrosis pedum. flat, pes planus, tarsoposis. fungous, pod-
arthrocace, podelcoma, mycetoma, Madura foot. fusion of, sympodia. gout, podagra. having long, longipe-
date. having short, brevipedate. inflammation, pod-
arthritis. large size, macropodia, megalopodia. lower surface, sole, planta, thenar, pedion. pain in, podalgia, pododynia, erythromelalgia, causalgia, metatarsalgia, pedialgia, pedionalgia, pedioneuralgia. perforating ulcer, dermoeynovitis. rheumatism, podarthritis. slender, leptopodia. small size, micropodia. spasm, podospasm, podospasmus, podismus. thick, pachy-
podia. ulcer, podelcoma, dermoeynovitis. upper sur-
face, dorsum, instep.

foot-and-mouth disease'. See under *disease*.

foot-bone. Os pedis, coffin* bone in the horse.

foot-cells. Sertoli's* cells.

foot-phenomenon. Ankle clonus.*

foot-plate. The base of the stapes, an ossicle of the tympanum.

foot-pound. The energy or force necessary to raise a weight of 1 pound to a height of 1 foot.

foot-rot. A contagious disease, in sheep, characterized by chronic inflammation of the foot, ulceration, softening of the hoof, discharge of a fetid odor, and lameness.

foramen, pl. *foramina* [L. an aperture.] An aperture or perforation through a bone or a membranous structure. See also *foramina*.

anterior condyloid f., hypoglossal canal [BNA] of the occipital bone, giving passage to the hypoglossal nerve and occasionally a meningeal branch of the ascending pharyngeal artery.

aortic f., hiatus aorticus, the posterior opening in the diaphragm through which the aorta passes.

apical f., the opening at the apex of the root of a tooth which gives passage to the nerve and blood-vessels.

arachnoid f., f. of Magendie.

conjugate f., a f. formed by the notches of two bones in apposition.

external auditory f., external auditory meatus.

f. alveolar, one of the foramina* alveolaria.

f. cæcum, blind foramen; (1) a foramen in the suture between the forepart of the ethmoid bone and the frontal, sometimes transmitting a small vein from the nose to the longitudinal sinus; (2) the upper termination of the anterior median fissure of the medulla oblongata where it meets the transverse groove between the medulla and the pons; (3) the opening of the ductus* lingualis at the apex of the sulcus* terminalis on the dorsum of the tongue; (4) a small pit on the posterior wall of the pharynx in the middle line.

f. carotidum, carotid foramen, the opening at each extremity of the carotid canal in the petrous portion of the temporal bone; the external carotid foramen is on the inferior surface of the pyramid, the internal is at the apex.

f. costotransversarium, costotransverse f., an opening between the anterior and posterior costotransverse ligaments, connecting the neck of a rib with the transverse process of a vertebra, through which passes the intercostal branch of the spinal nerve.

f. diaphragmatis (sellæ), a hole in the center of the diaphragm of the sella giving passage to the infundibulum.

f. epiploicum [BNA], f. of Winslow, the passage, below and behind the portal fissure of the liver, connecting the two sacs of the peritoneum.

f. ethmoidale, ethmoidal foramen, one of two foramina, f. e. *anterior* and f. e. *posterior*, formed by grooves on either edge of the ethmoidal notch of the frontal bone, and completed by similar grooves on the ethmoid bone; the anterior transmits the internal branch of the nasal nerve and the anterior ethmoidal vessels, the posterior the posterior ethmoidal vessels.

f. frontale, frontal foramen; the incisura frontalis,

or supraorbital notch, when, as occasionally happens, it is bridged over to form a canal.

f. incisivum, incisive or incisor f., f. of Stenson, a Y-shaped canal at the anterior part of the intermaxillary suture, having one opening below just behind the central incisor teeth, and two above, one on either side of the incisor crest; the upper arms contain the remains of Jacobson's organs.

f. infraorbitale, infraorbital foramen; the external opening of the infraorbital canal, on the anterior surface of the body of the maxilla.

f. interventriculare, interventricular f., f. of Monro, a communication between the third and the lateral ventricles on either side, passing from the upper and anterior part of the lateral wall of the third ventricle outward and upward between the anterior pillars of the fornix and the anterior tubercles of the thalami.

f. jugulare [BNA], f. lacrum posterius.

f. lac'rum [BNA], lacerated f., f. lacrum medium.

f. lacrum anterius, fissura orbitalis superior [BNA].

f. lac'rum medium, an irregular aperture between the apex of the petrous portion of the temporal bone and the body of the sphenoid, transmitting the carotid artery and its veins, the large superficial petrosal nerve, and sympathetic filaments.

f. lac'rum posterius, jugular* foramen.

f. magnum, the large oval opening in the occipital bone giving passage to the lower part of the medulla oblongata, the two vertebral arteries and spinal accessory nerves, and the blood-vessels of the upper portion of the spinal meninges.

f. mandibulare [BNA], mandibular f., inferior dental f.; the opening, on the inner surface of the ramus of the mandible, of the inferior dental canal.

f. mastoideum, mastoid foramen; an opening at the posterior portion of the mastoid process, transmitting a small artery to the dura and a vein to the lateral sinus.

f. mentale, mental foramen; the anterior opening of the inferior dental canal on the body of the mandible external to and above the mental tubercle.

f. nervosum, one of the foramina* nervosa.

f. nutritium, nutrient f., the opening through which the nutrient artery passes into the medullary cavity of a bone.

f. obturatum, obturator or thyroid f., a large, oval or irregularly triangular aperture in the lower part of the innominate bone, the margins of which are formed by the pubis above and in front and the ischium below and behind; it is closed in the natural state by the obturator or thyroid membrane, except for a small opening for the passage of the obturator vessels and nerve.

f. of Magen'die, median aperture of the fourth ventricle, an opening in the roof communicating with the subarachnoid space.

f. of Wins'low, f. epiploicum [BNA].

f. opticum, the opening at the back of the orbit, giving passage to the optic nerve and ophthalmic vessels.

f. ovale, (1) the opening in the fetal heart between the two auricles, or atria; (2) a large opening in the greater wing of the sphenoid bone, behind the foramen rotundum, transmitting the third portion of the trigeminal nerve, and the small meningeal artery.

f. palatinum majus, larger palatine f.; the opening near the posterolateral angle of the palatine bone of the pterygopalatine canal.

f. palatinum minus, one of the foramina* palatina minora.

f. palatinum posterius, an opening at the posterior angle of the hard palate on either side for the transmission of the great descending palatine nerve and the posterior palatine vessels.

f. parietale, parietal foramen, a foramen near the upper border posteriorly of the parietal bone; it transmits a minute artery and vein.

f. quadratum, f. vena cava, an opening in the right lobe of the central tendon of the diaphragm which transmits the inferior vena cava and branches of the right phrenic nerve.

f. rotundum, an opening in the great wing of the sphenoid bone, transmitting the maxillary nerve.

f. sacrale, one of the foramina* sacralia.

f. spinosum, an opening in the great wing of the sphenoid bone, transmitting the middle meningeal artery.

f. supraorbitale, supraorbital foramen, the supra-orbital groove when, as is not infrequent, it is bridged over and converted into a canal.

f. thyroideum, (1) an opening occasionally existing in one or both of the plates of the thyroid cartilage; (2) *f. obturatum*.

f. transversarium [BNA], transverse, costotransverse, or vertebral foramen; the foramen in the transverse process of a cervical vertebra for the passage of the vertebral artery and vein and sympathetic nerve plexus.

f. vena caeve, *f. quadratum*.

f. vena minime, one of the foramina* venarum minimarum.

f. zygomaticofaciale [BNA], zygomaticofacial *f.*, malar *f.*, the opening, on the outer surface of the malar bone beneath the orbital margin, of the malar canal transmitting the ramus subcutaneus malar.

f. zygomaticoorbitale, zygomatico-orbital *f.*, the common opening on the orbital surface of the malar bone of the malar and the temporomalar canals; sometimes these canals have each a separate opening on the orbital surface.

f. zygomaticotemporalis, zygomaticotemporal *f.*, the opening, on the temporal surface of the malar bone, of the temporomalar canal, transmitting the temporal branch of the orbital nerve.

internal auditory f., *porus acusticus internus*, the opening of the internal auditory meatus on the posterior surface of the petrous portion of the temporal bone.

malar f., *f. zygomaticofaciale*.

olfactory f., one of the openings in the cribriform plate of the ethmoid bone, transmitting the olfactory nerves.

posterior condyloid f., condyloid canal [BNA] of the occipital bone, giving passage to a vein emptying into the transverse (lateral) sinus.

stylomastoid f., an opening on the inferior surface of the petrous portion of the temporal bone, between the styloid and mastoid processes; it transmits the facial nerve and stylomastoid artery.

foramina (fo-ram'i-nah). Plural of *foramen*. *f. alveolaria*, alveolar foramina, openings of the posterior dental canals on the posteroexternal surface of the body of the maxilla. *f. nervosa* [BNA], *habenula perforata*, the perforations along the tympanic lip of the lamina spiralis giving passage to the cochlear nerves. *f. palatina minora*, smaller palatine foramina, external accessory palatine canals, passing vertically through the tuberosity of the palate bone and transmitting the smaller palatine nerves and vessels. *f. sacralia*, the openings between the fused sacral vertebrae transmitting the sacral nerves. *f. venarum minimarum*, foramina of the smallest veins, Thebesian foramina, a number of fossae in the wall of the right auricle, or atrium, containing the openings of minute veins.

foraminifera [L. *foramen*, aperture, + *ferre*, to carry] A subclass of *Rhizopoda* having anastomosing pseudopodia which form a network around the cell which sometimes develops into a calcareous shell.


foraminiferous. 1. Having openings or foramina. 2. Relating to the *Foraminifera*.

Forbes' emulsion of oil of turpentine [John Forbes, English physician, 1787-1861.] Emulsion olei terebinthinae fortior (N.F.).

force [L. *fortis*, strong.] Power, strength; that which tends to produce motion in a body. **an'imal f.**, muscular power. **nerve f.**, *ner'vous f.*, the power in nerve-tissue of conduction of stimuli. **nerve f.**, the energy residing in the organism or any of its parts above that required for its normal functioning

forced foot (forst fôët). An acute painful swelling of the metatarsus due to fracture of the fourth metatarsal bone occurring in soldiers during forced marches.

forceps, pl. *forcipes* [L. a pair of tongs.] 1. An instrument for seizing anything and making compression or traction. 2. Bands of white fibers in the brain. *f. major* and *f. minor*. **artery f.**, a locking *f.* with sloping blades for grasping the end of an artery while a ligature is being applied. **axis-traction f.**, obstetrical *f.* provided with a second handle so attached that traction can be made in the line in which the head must move. **bone f.**, a strong *f.* used for seizing and tearing away fragments of bone. **bullet f.**, *f.* with thin curved blades with serrated grasping surface.



FORCEPS: 1, Thumb forceps; 2, Liston's mouse-toothed artery forceps; 3, hemostatic forceps; 4, dressing forceps; 5, lion-jaw bone-holding forceps (osteophore); 6, tenaculum forceps.

used for extracting a bullet from the tissues. **cap'sule f.**, a fine, strong forceps used for removing the capsule of the lens in membranous cataract. **Chamberlen f.**, the first obstetrical *f.*; see cut under *Chamberlen*. **dental f.**, forceps for extracting teeth. **dressing f.**, a *f.* for general use in dressing wounds, removing fragments of necrosed tissue, small foreign bodies, etc. *f. anterior*, *f. minor*. *f. major*, *pars occipitalis* [BNA], occipital part, of the radiation of the corpus callosum, that part of the bundle of fibers forming the radiation of the corpus callosum which bends sharply backward into the occipital lobe of the cerebrum. *f. minor*, *pars frontalis* [BNA], frontal part, of the radiation of the corpus callosum, that part of the bundle of fibers forming

the radiation of the corpus callosum which bends forward toward the frontal lobe of the cerebrum. *f. posterior*, *f. major*, *hemostatic f.*, *f.* with a catch for locking the blades, used for seizing the cut end of an artery to control hemorrhage *mouse-tooth f.*, *f.* with one or two fine points at the tip of each blade, fitting into hollows between the points on the opposite blade. *obstetrical f.*, *f.* used for grasping and making traction on the fetal head in cases of dystocia; see cuts (p. 336) and also cut under *Chamberlen*. *roller f.*, a small forceps the blades of which are formed of rollers, employed to express trachomatous granulations on the palpebral conjunctiva. *Knapp's trachoma*



ALLIGATOR FORCEPS.

forceps; see cut under *Knapp*. *speculum f.*, a slender forceps for use through a speculum, a form of tubular *f.* *tenaculum f.*, *f.* with jaws armed each with a sharp, straight hook like a tenaculum. *thumb f.*, spring forceps used by compression with thumb and forefinger. *trachoma f.*, *roller f.* *tubular f.*, a long slender forceps intended for use through a cannula or other tubular instrument. *vulsell'a f.*, *vulsell'um f.*, *f.* with vulsellum hooks at the tip of each blade; see cut under *vulsella*.

Forchheimer's sign (for'shi-mur) [Frederick Forchheimer, Cincinnati physician, *1853.] The presence, in German measles, of a reddish maculopapular eruption on the soft palate.

forcipate [L. *forceps* (*forcip-*), tongs, forceps.] Shaped like a forceps.

forcipressure (for'si-presh'ür). A method of arresting hemorrhage by compressing the artery with forceps.

For'dyce's disease' [John Addison Fordyce, New York dermatologist *1858.] Pseudocolloid of the lips, a condition marked by the presence of numerous, small, yellowish white bodies or granules on the inner surface and vermilion border of the lips, thought to be due to hypertrophy of the sebaceous glands of the parts.

forearm (för'arm). The segment of the upper extremity between the elbow and the wrist; cubitus, antibrachium BNA].

forebrain (för'brän). The anterior division of the brain, prosencephalon.

fore-conscious (for-kon'shus). Noting an unconscious mental process which becomes conscious only on the fulfillment of certain conditions.

forefinger. The second or index finger.

foregut. Protogaster, the first portion of the primitive digestive tube in the embryo, forming the pharynx, esophagus, stomach, and small intestine to and including a part of the ileum and also the liver, pancreas, and lungs.

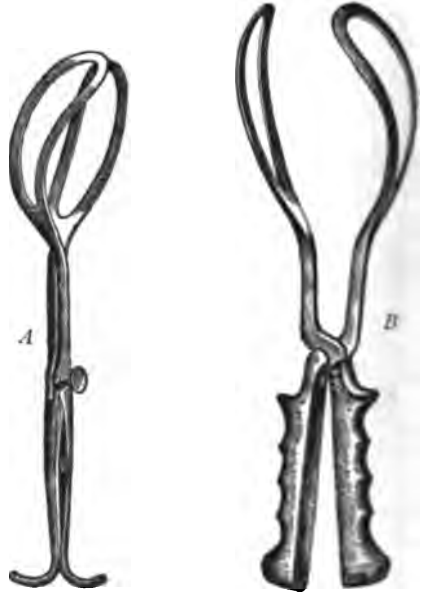
forehead (för'ed). The brow; the part of the face between the eyebrows and the hairy scalp; frons. metopon.

fore'kidney. Pronephron

Forel's' comm'isure [A. Forel, Swiss neurologist, contemporary.] White fibers uniting Luvy body with its fellow of the opposite side across the posterior prefrontal space. *F.'s decussation*, the ventral portion of the fountain decussation.



C



OBSTETRICAL FORCEPS: A, Hodge's; B, Simpson's. C, axis-traction.

fore'milk. Colostrum.

foren'sic [L. *forensis*, relating to the forum or market-place.] Relating to courts or legal procedures. *f. medicine*, legal medicine, medical jurisprudence; medical science in its relation to the law, especially to the determination of questions arising during a trial in court.

fore'skin. Præputium, prepuce, acroposthira.

forestomach (for'stum-ak). A peripheral dilatation of the esophagus just above the cardiac opening.

BULLET FORCEPS.

forewaters. Hydrorrhea gravidarum.

Forges-les-Eaux, France (forzh-la-zo'). Chalybeate waters. Cold, about 42° F. Three springs. Used by drinking and bathing in anemia, chlorosis, dyspepsia, chronic diarrhea and dysentery, neuroses, convalescence from acute disease, disorders of the urinary organs, and diseases of women. June 1 to October 1.

Forlanini's meth'od (for-lah-ne'ne) [Carlo Forlanini, Italian physician.] Treatment of pulmonary tuberculosis by the establishment of an artificial pneumothorax.

For'mad's kid'ney [Henry F. Formad, American physician, born in Russia, 1847-1892.] An enlarged and somewhat misshapen kidney, often associated with chronic alcoholism.

for'mal. Methylal.

formaldehyde, formaldehydum (for-mal'de-hid, for-mal-de-hi'dum). Formic aldehyde, methyl aldehyde, a pungent gas, CH₂O, obtained by passing a vapor of methyl alcohol and air over heated platinum; antiseptic and disinfectant. **solu'tion** of f., formalin.

formaldehyde-gel'atin. Glutoforn.

formalin. Liquor formaldehydi (U.S.), a 37 per cent. solution of formaldehyde.

formalith. A preparation of clay or diatomaceous acid impregnated with formalin.

formamide (for-mā-mid). Methanamide, prepared from ethyl formate by the action of ammonia; a colorless liquid combined with chloral to form chloralamide.

formamint. Trade name of a mixture of formaldehyde and milk-sugar, recommended in the treatment of infectious pharyngitis and stomatitis.

forman. Chlormethylmenthyl ester, C₁₀H₁₀O·CH₂Cl, a clear oily liquid obtained by the action of hydrochloric acid and formaldehyde on menthol; has been employed by inhalation in the treatment of respiratory affections.

formanilide (for-man'i-lid). Phenylformamide; a derivative of acetanilide; employed as an analgesic and antipyretic in doses of gr. ij-v (0.13-0.3), and as a local anesthetic in 3 per cent. solution.

formate. A salt of formic acid.

formatic (for-ma'shyo) [L. from *formare*, to form.] A formation, a structure of definite shape or arrangement. **f. al'ba**, the mesal portion of the f. reticularis, in which the white fibers preponderate. **f. gris'ea**, the lateral portion of the f. reticularis in which the gray matter preponderates. **f. reticu'lar'is**, reticular formation, substantia reticularis; (1) a number of small groups of ganglion cells, interspersed with nerve-fibers, to the outer side of the several nuclei in the tegmentum of the pedunculus cerebri; (2) a network of gray matter enclosing small islands of white matter (as seen on cross section) in the angle between the anterior and posterior gray columns or horns of the spinal cord.

for'mative [L. *formare*, to form.] 1. Relating to the process of development. 2. Forming, producing, originating.

forme fruste (form früst) [Fr. from L. *frustra*, without effect.] An aborted form of a disease, one that is arrested before completing its typical course.

formes'ton. Aluminum acetoformate, a dusting powder similar to eston and subeston.

formic [L. *formica*, ant.] Relating to ants. **f. acid**, acetic formicidum or formicum, a colorless irritant fluid, HCHO, present in the red ant, *Formica rufa*, and some other insects, in various

animal secretions, and in the stinging hairs of the nettle; employed locally as a counterirritant, and, diluted, in the treatment of rheumatic pains and in the prevention of bedsores; internally it has been given as a diffusible stimulant in doses of mg20-40 (r.3-2.5) of the spiritus formicarum (P.G.). **f. al'dehyde**, formaldehyde. **f. e'ther**, ethyl formate, a thin, colorless liquid, inducing anesthesia when inhaled.

formica'tion [L. *formica*, ant.] A form of paresthesia in which there is a sensation as of ants running over the skin.

formicin. Formaldehyde acetamide, a colorless, syrupy liquid, antiseptic and disinfectant in 1 to 5 per cent. solutions.

formidin. Methylene disalicylic acid iodide; a reddish-yellow powder employed as a substitute for iodoform.

formin. Hexamethylenamine.

formisol. Trade name of an alcoholic soap solution containing formaldehyde.

formitrol. Trade name of a mixture of formaldehyde, menthol, citric acid, and milk-sugar, recommended in infectious stomatitis and pharyngitis.

formol. Formalin, liquor* formaldehydi.

formol-Mueller flu'id (mü'ler). Müller's solution containing 2 per cent. of commercial formalin.

formopyrine (for-mo-pi'rën). Methylene diantipyrine, a crystalline substance decomposable by heat into formaldehyde and antipyrine, and employed in therapeutics to produce the antiseptic and antipyretic effects of these two constituents.

formula (for-mu-la) [L. *formula*, from *forma*, form.] 1. A recipe or prescription containing directions for the compounding of a medicinal preparation. 2. In chemistry a symbol or collection of symbols expressing the number of atoms of the element or elements forming one molecule of a substance. **constitu'tional f.**, structural or graphic **f. decomposi'tion f.**, a chemical **f.** showing the reactions occurring in the splitting up of a compound. **den'tal f.**, see under *dental*. **electrical f.**, a graphic representation by means of symbols of the reaction of a muscle to an electrical stimulus. **empir'ical f.**, in chemistry, a **f.** indicating the kind and number of atoms in the molecules of a substance, or its composition, but not the relation of the atoms to each other or the intimate structure of the molecule, *i.e.* its constitution. **glyptic f.** [G. *glyptos*, carved], structural **f. graph'ic f.**, in chemistry, a **f.** showing the relations of all the atoms, thus indicating fully the constitution of a substance. **magistral f.** (maj'is-tral), a prescription for preparing an extemporaneous* mixture. **molec'ular f.**, one which indicates definitely the number of atoms of each element composing the molecule. **official f.** (of-fish'al), a **f.** contained in the pharmacopeia. **ra'tional f.**, in chemistry, a **f.** which indicates more or less completely the constitution as well as the composition of a substance. **stereochem'ical f.**, structural **f. struc'tural f.**, one in which the relative positions of the atoms and groups of atoms, as well as their kind and number, are indicated; graphic **f. typ'ical f.**, in chemistry, a **f.** constructed after that of one of the three types, hydrogen, water, and ammonia, and indicating partially the constitution of a substance. **ver'tebral f.**, see under *vertebral*.

formulary (for-mu-la-ri). A collection of formulas for the compounding of medicinal preparations. **National Formulary**, a collection of formulas, issued by the American Pharmaceutical Association,

for the compounding of a number of preparations in more or less common use but not officially recognized by the U.S. Pharmacopeia.

formyl. The hypothetical radical, CHO, of formic acid. *f. teri'odide*, iodoform.

Fornet's reaction (for-na') [Julius Fornet, Strassburg physician, nineteenth century.] The demonstration of precipitinogens, especially in syphilis.

fornicate. 1. [L. *fornix*, an arch.] Vaulted, arched. 2. [L. *fornix*, a brothel.] To have illicit sexual intercourse.

fornicolumn. The anterior pillar of the cerebral fornix.

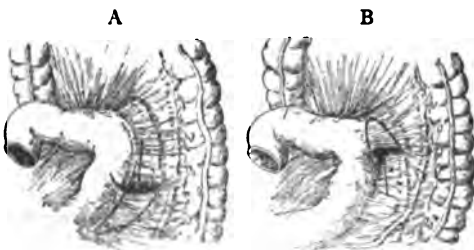
fornicommissure (for-nl-kom'is-ür). The commissure or body of the cerebral fornix.

for'nix, gen. *for'nices* [L. arch, vault.] 1. A paired structure of the brain, made up chiefly of longitudinally directed white fibers, lying beneath the corpus callosum and just above the tela chorioidea of the third ventricle; the striz of the two sides are fused in the middle portion to form the triangular body which is also adherent to the corpus callosum above; the paired portion anterior to the body is called the columna (anterior pillar), the posterior paired portion the crus (posterior pillar). 2. A vault-like space. *f. conjunctivæ*, the space formed by the junction of the bulbar and palpebral portions of the conjunctiva. *f. pharyng'is*, vault of the pharynx, the upper end of the nasopharynx roofed over by the posterior wall arching forward to join the borders of the posterior nares. *f. u'teri*, one of the two spaces, anterior and posterior, between the cervix uteri and the vaginal wall. *transverse' f.*, commissura hippocampi.

Fort Crawford Mineral Well, Wisconsin. Alkaline-muriated and sulphated-saline waters. Used by drinking and bathing for the antacid, diuretic, laxative, and tonic affects in various disorders.

fortification-spectrum. Teichopsia, scintillating scotoma.*

fortoin (for-to-in). Methylenedicotoin, cotoin formaldehyde, $\text{CH}_2(\text{C}_4\text{H}_8\text{O}_2)_2$; made by the action of formaldehyde on cotoin, occurring as yellow acicular crystals; has been recommended in the treatment of diarrhea in doses of gr. 2-5 (0.13-0.3).



FOSSA DUODENALIS: A, Inferior; B, superior. (Landowsy and Jayle.)

foss'a, gen. and pl. *fossæ* [L. a trench or ditch.]

1. A depression usually more or less longitudinal in shape, below the level of the surface of a part.
2. In dentistry, the concave lingual surface of an incisor or canine tooth, or the depression in the grinding (occlusal) surface of a premolar or molar.

amygdaloid f., the hollow between the pillars of the fauces, containing the tonsil, on either side.

axillary f., the armpit; the hollow beneath the shoulder.

cru'al f., fovea femoralis.

fem'oral f., fovea femoralis.

foc'cular f., f. subarcuata.

f. acetab'uli, a roughened area in the floor of the acetabulum by the cotyloid notch.

f. anthel'icis, f. of the antihelix, f. triangularis.

f. can'ina, canine fossa; a depression on the anterior surface of the maxilla, below the infraorbital foramen, the site of origin of the levator anguli oris muscle.

f. carot'ica, a space bounded by the infrahyoid muscles, anterior border of the sternocleidomastoid, posterior belly of the digastric, and lateral wall of the pharynx, containing the common carotid artery, external jugular vein, and vagus nerve.

f. cer'ebr'i latera'lis, lateral f. of the brain, f. Sylvius, a depressed area on the lateral surface of each cerebral hemisphere, in the fetus, at the bottom of which is the insula; it is closed in later by the growth of the operculum, the approximation of the divisions of which forms the fissure of Sylvius.

f. coronoid'ea, the coronoid fossa, a hollow on the anterior surface of the lower end of the humerus, just above the trochlea, in which the coronoid process of the ulna rests when the elbow is flexed.

f. digas'trica, digastric fossa, a hollow on the posterior surface of the base of the mandible, on the side of the symphysis, giving attachment to the anterior belly of the digastric muscle.

f. duct'us veno'si, a fissure on the under surface of the liver posteriorly, between the Spigelian, or caudate, and the left lobes, lodging a fibrous band, the remnant of the ductus venosus of the fetus.

f. duodena'lis inferior, a peritoneal recess extending downward for a distance of an inch to an inch and a half alongside the lower and external part of the ascending portion of the duodenum.

f. duodena'lis superior, a peritoneal recess extending upward a short distance alongside the upper and external part of the ascending portion of the duodenum.

f. duodenojejuna'lis, Jönnesco's* fossa.

f. gland'ulae lacrima'lis, fossa of the lacrymal gland, lacrymal fossa; a hollow in the orbital plate of the frontal bone, formed by the overhanging margin and external angular process, lodging the lacrymal gland.

f. hyaloid'ea [BNA], hyaloid f., patellar f., a depression on the anterior surface of the vitreous body in which lies the crystalline lens.

f. hypophys'eos [BNA], hypophyseal fossa, pituitary fossa of the sphenoid bone.

f. ili'aca, iliac f., the smooth inner surface of the ilium above the iliopectineal line, giving attachment to the iliacus muscle.

f. ili'acosubfascia'lis, a depression on the inner surface of the abdomen between the psoas muscle and the crest of the ilium.

f. iliopectin'ea, a hollow between the iliopectineus muscles in the center of Scarpa's triangle, lodging the femoral vessels and nerve.

f. infraclavicula'ris, trigonum deltoideopectoriale.

f. infraoduodena'lis, a peritoneal recess sometimes found extending laterally a distance of 1-1 1/2 inch below the third portion of the duodenum.

f. infraspin'ata, the hollow on the dorsal aspect of the scapula below the spine, giving attachment chief to the infraspinatus muscle.

f. infratempora'lis [BNA], infratemporal or sphenoid fossa.



FOSSA INFRATEMPORALIS. (Landowsy and Jayle.)



FOSSA INTERMUSCULARIS TRANSVERSA. (Landowsy and Jayle.)

matic fossa, the cavity on the side of the skull bounded externally by the zygoma and ramus of the mandible, internally by the external pterygoid plate, anteriorly by the zygomatic process of the maxilla, posteriorly by the tuberculum articulare of the temporal bone and the posterior border of the external pterygoid plate, and above by the squama of the temporal bone and the pterygoid ridge on the greater wing of the sphenoid bone.

f. inguinalis, fovea inguinalis.

f. inominata, a shallow depression between the false vocal cord and the arytenoepiglottic fold on either side.

f. intercondyloidæa, intercondyloid or intercondylic *f.*, one of two irregular V-shaped hollows, anterior and posterior, on the upper part of the shaft of the tibia between the condyles.

f. intermesocolica transversæ, a fossa occupying the position of the *f. duodenojejunalis*, extending transversely from right to left for about the length of a finger.

f. interpeduncularis, interpeduncular *f.* *f.* of Tarini, a depression on the inferior surface of the mesencephalon, in the angle between the two cerebral peduncles, the floor of which is formed by the posterior perforated substance.

f. jugularis, jugular fossa; (1) an oval depression near the posterior border of the petrous portion of the temporal bone, to the inner side of the styloid process, in which lies the beginning of the internal jugular vein; (2) the hollow above the sternal notch.

f. mandibularis [BNA], mandibular fossa, glenoid fossa or cavity, a deep hollow in the squamous portion of the temporal bone at the root of the zygoma, in which rests the condyle of the inferior maxilla, forming the temporomaxillary or temporomandibular joint.

f. mastoidæa, mastoid fossa, a depression on the mastoid portion of the temporal bone, behind the suprameatal spine; its floor is marked by numerous small openings for blood-vessels.

f. mesentericoparietalis, *f. paraejunalis*.

f. navicularis urethæ, *f.* of Morgagni, the terminal dilated portion of the urethra in the glans penis.

f. navicularis vestibuli vaginæ, the portion of the vestibule of the vagina between the fourchette and the posterior commissure of the vulva.

f. olecrani, olecranon fossa, a hollow on the back of the lower end of the humerus, just above the trochlea, in which the olecranon process of the ulna rests when the elbow is extended.

f. ovæ *f.* (1) [BNA], saphenous opening in the thigh, just below Poupart's ligament, giving passage to the great (internal) saphenous vein; (2) a shallow depression in the left wall of the right atrium (auricle) of the heart marking the site of the fetal foramen ovale.

f. paraduodenalis, a fossa in the peritoneum to the



FOSSA PARADUODENALIS
(Landowsky and Jayle.)



FOSSA PARAEJUNALIS: 1, Fourth portion of the duodenum; 2, first part of the jejunum deprived of mesentery. (Landowsky and Jayle.)

left of the terminal portion of the duodenum, on the inner side of a ridge caused by the inferior mesenteric vein, and above a special fold in the peritoneum in that region.

f. paraejunalis, *f. mesentericoparietalis*, a peritoneal fossa which has been seen in a few cases in which the jejunum has no free mesentery but is attached to the posterior parietal peritoneum; the fossa begins at the point where the mesentery ends, and is seen on raising up the knuckle of free intestine.

f. patellaris, patellar *f.*, *f. hyaloides* [BNA].

f. petrosa, petrosal *f.*, fossula petrosa [BNA].

f. proveisicalis, Hartmann's* pouch.

f. pterygoidæa, pterygoid fossa, formed by the divergence posteriorly of the plates of the pterygoid process of the sphenoid bone; it lodges the internal pterygoid and the tensor palati muscles.

f. radialis, radial fossa, a shallow depression above the capitulum of the humerus in front, in which the margin of the head of the radius rests when the elbow is in extreme flexion.

f. retroduodenalis, a peritoneal fossa sometimes present below and behind the third portion of the duodenum, between it and the aorta.

f. rhomboidæa, rhomboid fossa, the floor of the fourth ventricle of the brain, formed by the dorsal surfaces of the medulla and pons Varolii.

f. sacci lacrimæ, fossa of the lacrymal sac; a fossa formed by the lacrymal grooves of the lacrymal bone and of the frontal process of the superior maxilla, lodging the lacrymal sac.

f. sagittalis dextra, the combined *f. vesicæ felleæ* in front, and *f. venæ cavæ* behind, separated by the processus caudatus.

f. sagittalis sinistralis, the combined *f. venæ umbilicalis*, in front, and *f. ductus venosi*, behind.

f. scaphoidæa, (1) scapha [BNA]; (2) a hollow on the posterior surface of the internal plate of the pterygoid process; it gives origin to the tensor palati muscle.

f. Scarpaemaïor [BNA], Scarpa's triangle, trigonum* femorale.

f. subarcuata, subarcuate fossa, floccular fossa, an irregular depression on the posterior surface of the petrous portion of the temporal bone, above and a little external to the porus acusticus internus; it is most distinct in the infant's skull; it lodges a process of the dura mater.

f. sublingualis, fovea sublingualis.

f. submaxillaris, fovea submaxillaris.

f. subscapularis, the concave ventral aspect (facies costalis) of the body of the scapula, giving attachment to the subscapularis muscle.

f. supraclavicularis minor, Zang's space, triangular space between the two heads of origin of the sternocleidomastoid muscle.

f. suprastatoidæa, a small fossa at the junction of the posterior and superior margins of the external auditory canal.

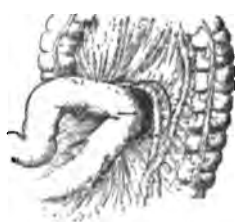
f. supraspinata, the hollow on the dorsal aspect of the scapula above the spine, lodging the supraspinatus muscle.

f. supratonallaris, the interval between the anterior and posterior pillars of the fauces above the tonsil.

f. triangulæ auriculæ, triangular *f.* of the auricle,



FOSSA RETRODUODENALIS.
(Landowsky and Jayle.)



FOSSA VENOSA. (Landowsky and Jayle.)

the depression at the upper part of the auricle between the two crura of the antihelix.

f. trochanter'ica [BNA], trochanteric f., digital f., a depression at the root of the neck of the femur beneath the curved tip of the great trochanter; it gives insertion to the tendon of the obturator externus.

f. trochlea'ris, fovea trochlearis [BNA].

f. ve'næ ca'væ, a groove on the lower surface of the liver, between the Spiegelian and right lobes, in which lies the inferior vena cava.

f. ve'næ umbilica'lis, umbilical fissure of the liver, a depression on the under surface anteriorly between the quadrate and left lobes, lodging the round ligament, or remains of the umbilical vein of the fetus.

f. veno'sa, a peritoneal fossa apparently formed by the union of the inferior and superior duodenal fossæ; it is situated usually at the duodenojejunal angle, the opening being bounded by a fold of the descending mesocolon around the superior mesenteric vein.

f. ves'i'cæ fel'leæ, a depression on the under surface of the liver anteriorly, between the quadrate and the right lobes, lodging the gall-bladder.

Grue'ber-Land'zert f., see *Grueber*-Landzert*.

Jonnes'co's f., f. duodenojejunalis, see *Jonnesco*.

Land'zert's f., see *Landzert*.

pitui'tary f., f. hypophyseos [BNA] of the sphenoid bone, in which rests the pituitary body.

Syl'vian f., f. cerebri lateralis.

Treitz' f., see *Treitz*.

ur'achal f., prevesical space, an interval between the rectus abdominis muscle and the transversalis fascia just above the symphysis pubis.

Wal'deyer's f., see *Waldeyer*.

fossette (fô-set') [Fr. dim. of *fosse*, a ditch.] 1. A small fossa. 2. A small but deep corneal ulcer.

fos'sula [L. dim. of *fossa*, ditch.] 1. A fossette, a small fossa. 2. A minor fissure or slight depression on the surface of the cerebrum. **f. fenest'rae coch'leæ**, little fossa of the fenestra of the cochlea; a depression on the inner wall of the tympanum at the bottom of which is the fenestra rotunda or cochlear window. **f. fenest'rae vestib'uli**, little fossa of the fenestra of the vestibule, a depression on the inner wall of the tympanum at the bottom of which is the fenestra ovalis or vestibular window. **f. petro'sa** [BNA], petrosal fossa, a small and often but faintly marked depression on the inferior surface of the petrous portion of the temporal bone, between the jugular fossa and the external carotid foramen; here opens the canaliculus tympanicus transmitting the tympanic nerve.

foss'ulate. Containing a fossula or small fossa; grooved, hollowed out.

Foth'ergill's disease' [John *Fothergill*, English physician, 1712-1780.] 1. Tic douloureux. 2. Scarlata anginosa. **F.'s neural'gia**, F.'s disease (1).

foudroyant (foo-droy'ant) [Fr. *foudroyer*, to strike by lightning.] Occurring with great suddenness and violence, fulminant.

foulage (foo-lazh') [Fr. impression.] Kneading and pressure of the muscles, constituting a form of massage.

founder (foun'dur). Laminitis in the horse. **chest f.**, stiffness and atrophy of the muscles of the chest and shoulders in the horse, often due to the unnatural gait resulting from navicular disease or laminitis.

foun'tain-decussa'tion. Decussatio fontinalis.

Foun'tain Park Magnet'ic Springs, Ohio. Muriated-saline-alkaline-calcic waters. Five flowing wells. Used by drinking and bathing in rheumatism, gout, diabetes, and dyspepsia.

foun'tain-syr'inge. An apparatus consisting of a reservoir for holding fluid, to the bottom of which is attached a tube armed with a suitable nozzle; used for vaginal or rectal injections, irrigating wounds, etc., the force of the flow

being regulated by the height of the reservoir above the point of discharge.

fourchette (foor-shet') [Fr. fork.] *Frenulum labi-um pudendi*, a crescentic fold of mucous membrane a little in front of the posterior commissure of the vulva from which it is separated by the fossa navicularis.

Fournier's disease' (foor-ne-a') [Jean Alfred *Fournier*, Paris syphilographer, *1832.] Fulminating gangrene of the genitals. **F.'s sign**, the sharp limitation of a syphilitic skin lesion as contrasted with the numerous small islets of disease found outlying an eczematous patch.

fourth disease (forth diz-éz'). See under *disease*.

f. nerve, nervus* trochlearis.

fovea (fo've-ah) [L. a pit.] A cup-shaped depression

or pit. **f. ante'rior**, a slight hollow in the floor of the fourth ventricle. **f. cap'itis fem'oris**, pit of the head of the femur, a depression on the extremity of the head of the femur where is attached the ligamentum teres. **f. cardi'aca**, the opening of the foregut posteriorly into the general archenteric space in the embryo. **f. centra'lis**, central pit, a central depression in the macula lutea of the retina. **f. costa'lis** [BNA], costal pit, demifacet on the body of a vertebra articulating with the head of a rib. **f. costa'lis transversa'lis** [BNA], costal pit of the transverse process, a facet on the transverse process of a vertebra for articulation with the tubercle of a rib. **f. ellip'tica**, recessus ellipticus [BNA]. **f. femora'lis** [BNA], femoral or crural fossa, a depression on the peritoneal surface of the abdominal wall, below Poupart's ligament, corresponding to the situation of the femoral ring. **f. hemiellip'tica**, hemielliptical pit, recessus ellipticus [BNA]. **f. hemispha'rica**, hemispherical pit, recessus sphaericus [BNA]. **f. infe'rior**, a triangular area on either side of the rhomboidal fossa below the striae medullares. **f. inguina'lis inter'na**, f. supravescalis. **f. inguina'lis latera'lis** [BNA], external inguinal fossa, a depression on the peritoneal surface of the anterior abdominal wall external to the ridge formed by the deep epigastric artery; it corresponds to the position of the internal abdominal ring. **f. inguina'lis media'lis** [BNA], middle inguinal fossa, a depression on the peritoneal surface of the anterior abdominal wall between the ridges formed by the deep epigastric and the obliterated hypogastric arteries. **f. pterygold'ea**, pterygoid pit; a depression on the inner side of the neck of the condyloid process of the lower jaw, giving attachment to the external pterygoid muscle. **f. spha'rica**, recessus sphaericus [BNA]. **f. sublingua'lis** [BNA], sublingual pit; a shallow depression on either side of the mental spine, on the inner surface of the body of the mandible, lodging the sublingual gland. **f. submaxilla'ris** [BNA], submaxillary pit, submaxillary fossa; a hollow below the mylohyoid ridge, on the inner surface of the body of the mandible, lodging the submaxillary gland. **f. supe'rior**, a slight depression on either side of the rhomboidal fossa, above the striae medullares, corresponding to the dorsal surface of the fossa. **f. supravesci'alis** [BNA], fovea inguinalis interna, internal inguinal fossa, a depression on the peritoneal surface of the anterior abdominal wall between the ridges formed by the obliterated epigastric artery and the urachus. **f. trochlea'ris**, trochlear pit; a shallow depression on the orbital plate of the frontal bone, just within the margin and midway between the internal angular process and the supraorbital notch.

foveate, foveated (fo've-*ve*, *freken*.) [L. *fovea*, pit.] Pitted, having foveae or depressions on the surface.

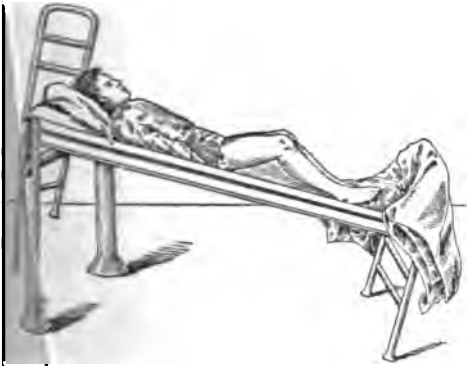
foveation (fo-ve-a'shun) [L. *fovea*, a pit.] Pitting, such as occurs in smallpox, chickenpox, or vaccinia.

foveola (fo-ve'o-lah) [L. dim. of *fovea*, pit.] A minute fovea or pit. *f. coccyge'a*, a depression over the coccyx. *f. gas'trica*, one of the numerous small pits in the mucous membrane of the stomach at the bottom of which are the mouths of the gastric glands. *f. granula'ris* [BNA], granular pit, one of the Pacchionian depressions or pits on the inner surface of the skull, along the course of the superior longitudinal sinus, in which are lodged the Pacchionian bodies, or granulationes* arachnoideales. *f. papilla'ris*, the minute depression sometimes seen at the apex of a papilla of the kidney where the excretory tubes open into a calyx.

Foville's tract (fo-vél') [Achille Louis Foville, French neurologist, 1799-1878.] Flechsig's tract, fasciculus* cerebellospinalis. *F.'s syn'drome* or *type*, alternating hemiplegia; abducens paralysis on one side, paralysis of the extremities on the other.

Fowler's operation [George Ryerson Fowler, New York surgeon, 1848-1906.] Pleurotomy, removal of the thickened pleura for the cure of empyema. *F.'s position*, an inclined position obtained by raising the head of the bed from 2 to 3 feet in order to ensure better drainage after an abdominal operation.

Fowler's solution [Thomas Fowler, English physician, 1736-1801.] Liquor potassii arsenitis.



FOWLER'S POSITION.

Fowler-Murphy method [George R. Fowler; John B. Murphy, Chicago surgeon, *1857.] Treatment of acute suppurative peritonitis by elevation of the head of the bed so as to favor drainage by a tube passed through an incision in the right iliac fossa, and by continuous irrigation of the rectum with a physiological salt solution.

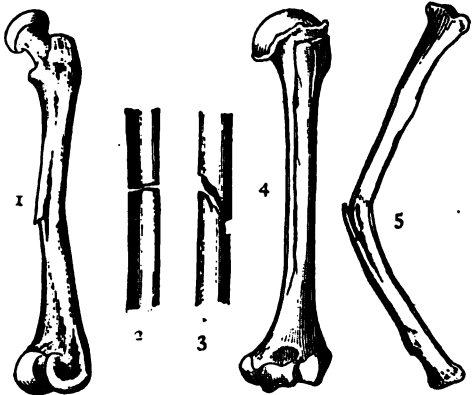
fox-glove. Digitalis.

Foxia. A genus of fungi identified as the cause of tinea nigra.

fractional (frak'shun-al) [L. *fractus*; *frangere*, to break.] relating to a fraction; done a part at a time or in successive stages. *f. cultiva'tion*, *f. distilla'tion* see the nouns.

fracture (fra'tür) [L. *fractura*, a break.] 1. To break. 2. break, especially the breaking of a bone or cartilage. *artic'ular f.*, one involving the joint surface of a bone. *Barton's f.*, *Bennet's f.*, etc., see the proper names. *bent f.*, green-stick *f.* *butterfly f.*, comminuted fracture in which there are two doubly wedge-shaped lateral fragments

split off, one from each of the main fragments. *butt'nhole f.*, perforation of a bone with loss of substance, as in a gunshot wound. *cap'illary f.*, a *f.* without separation of the fragments, the line of break being hair-like, as seen sometimes in the skull. *chauffeur's f.*, a fracture of the lower end of the radius caused by a blow from the crank handle of an automobile, suddenly revolving when a back fire occurs during cranking.



FRACTURES: 1, Incomplete; 2, transverse; 3, oblique; 4, fissured; 5, green-stick.

comm'inuted f., periclasia, the bone is broken into a number of small pieces. *compos'ite f.*, multiple *f.* *com'pound f.*, one in which there is an open wound of the soft parts leading down to the seat of fracture. *depressed' f.*, a *f.* of the skull with sinking inward of the fragments. *direct' f.*, a *f.*, especially of the skull, occurring at the point of injury. *doub'le f.*, the occurrence of two fractures in different bones at the same time, or in two parts of the same bone. *epiphys'eal f.*, separation of the epiphysis of a long bone, caused by traumatism. *extracaps'ular f.*, a *f.* at the articular extremity of a bone, but outside of the line of attachment of the capsular ligament of the joint. *fiss'ured f.*, linear *f.* *green-stick f.*, the bending of a bone with incomplete fracture involving the convex side of the curve only. *gutt'er f.*, a long, narrow, depressed fracture of the skull. *hair f.*, trichismus. *hick'ory-stick f.*, green-stick *f.* *impac'ted f.*, one in which one of the fragments is driven into the cancellar tissue of the other fragment. *incomplete f.*, one in which the line of fracture does not include the entire bone. *indirect' f.*, a *f.*, especially of the skull, which occurs at some point more or less distant from the seat of injury. *intra-artic'ular f.*, articular *f.* *intracaps'ular f.*, one at the articular extremity of a bone within the line of insertion of the capsular ligament of the joint. *intraperio'steal f.*, a *f.* in which the periosteum is not ruptured. *intra-uterine f.*, fetal *f.*, a *f.* of one or more bones of a fetus occurring before birth.



IMPACTED FRACTURE.

lin'ear f., a fracture running parallel with the long axis of the bone. *longitu'dinal f.*, one involving the bone in the line of its axis. *mul'tiple f.*, a *f.* of several bones occurring simultaneously or one involving

several different parts of the same bone. *oblique* f., one the line of which runs obliquely to the axis of the bone. *open* f., compound f. *partial* f., incomplete f. *perforating* f., button-hole f. *secondary* f., one occurring as a consequence of necrosis or some other disease of the bone. *silver-fork* f., a Colles' f. of the wrist in which the deformity has the appearance of a fork in profile. *simple* f., an uncomplicated, not compound f. *spiral* f., one in which the line of break runs obliquely up one side of the bone. *splintered* f., a comminuted f. in which the fragments are long and sharp-pointed. *spontaneous* f., one occurring without any external injury. *stellate* f., one in which the lines of break radiate from a central point. *subcutaneous* f., a simple, not compound f. *trophic* f., one due to disturbance of nutrition of the bone. *twisting* f., one resulting from twisting of the limb. *transverse* f., one the line of which forms a right angle with the axis of the bone. *ununited* f., one in which union fails to occur, the ends of the bone becoming rounded and more or less eburnated, a false joint resulting. *willow* f., green-stick f.

astragalus, Shepherd's. by contrecoup, or counter-stroke, *contrafractura*. *fibula*, Dupuytren's. Pott's. *malleolus*, Wagstaffe's. *material* of repair, callus; *deficiency*, hypoparosis; *excess*, hyperparosis. *operative*, osteoclasia, osteoplastic. *osteoplastic*, predisposing condition, osteoparathyrosis, *fragilitas ossium*. *radius*, Barton's, Colles's, Moore's. *Smith's*, science of, agmatology. *setting*, diaphysis, diorthosis. *thumb*, Bennett's. *tibia*, Gosselin's, Wagstaffe's. *wedge-shaped*, Gosselin's.

Fraenkel's pneumococcus (freng'kel) [Albert Fraenkel, Berlin physician, *1848.] *Diplococcus pneumoniae*.

Fraenkel's test (freng'kel) [Bernhard Fraenkel, Berlin laryngologist, 1837-1911.] The patient's head is bent forward between his knees and rotated so that the suspected side is uppermost; the nasal cavity is then examined and if pus is found in the middle meatus it affords evidence of suppuration in some of the anterior group of accessory sinuses.

Fraenkel-Gabbet meth'od. Staining tubercle bacilli with carbolic fuchsin, the contrast color being obtained by immersing in an acidulated solution of methylene blue.

Fraenkel-Weichselbaum pneumococcus (freng'kel-vikh'zel-bowm nu-mo-kok'us). *Diplococcus pneumoniae*.

fræ'nulum, fræ'num. Frenulum, frenum.

fragilitas (frä-jil'i-tas) [L.] Fragility, brittleness. *f. crin'um* [L. gen. pl. of *crinis*, hair], brittleness of the hair, a condition in which the hair of the head or face tends to split or break off. *f. oss'ium* [L. gen. pl. of *os*, bone], brittleness of the bones, a pathological condition in which the bones break readily.

fragmenta'tion. A breaking up into fragments or small parts.

fraise (fraz) [Fr. strawberry.] An instrument in the shape of a hemispherical button with cutting edges, used to enlarge a trephine opening in the skull or to cut osteoplastic flaps; the smooth convexity of the button prevents injury to the dura. **frambo'sia, frambo'sia** [Fr. *framboise*, raspberry.] Yaws.

Fran'cis's tri'plex pill [John Wakefield Francis, American physician, 1789-1861.] *Pilula triplex*, Francis (N.F.).

francis'cea. *Manaca*, *brunfelsia*, the dried root and stem of *Brunfelsia hanceana* (*Franciscea uniflora*); employed in the treatment of rheumatism and of

culated by the hr
print of disch
(bet')
to be a
of the
of the

frang'keh [Karl Ernst Hug-
ger, German physician, *1854]
is over the apex of the lung pos-
sibly sym'ptom, circumscribed streaks,
the gums, a short distance from the
influenza.

fra **frang'gu-lah**. (U.S.) The bark of
frangula (*Frangula vulgaris*), employed
as a laxative or cathartic in doses of gr. 5-15
(0.3-1.0).

frang'gulin. Rhamnoxanthin, $C_{31}H_{50}O_8$, a bitter
principle from *frangula*; has been given as a
purgative in doses of gr. 1-3 (0.06-0.3).

Franke's operation (frahng'keh) [Walther Franke,
German surgeon, *1862.] Tearing out the inter-
costal nerves in place of section of the posterior
spinal nerve roots for the relief of the visceral
crises of tabes dorsalis.

Frankenhæuser's gang'lion (frahng'ken-hoy-zey)
[Ferdinand Frankenhæuser, German gynecologist,
†1894.] A nervous ganglion sometimes found in
the lateral walls of the cervix uteri.

frank'incense [L. *francum incensum*, pure incense,
Olibanum.

Frank'lin glass'es [Benjamin Franklin, American
physicist and statesman, 1706-1790.] Bifocal
glasses, in which the lower half lens is for near,
the upper half for distant vision.

Frank'lin Spring, Georgia. Saline-aluminous-ferro-
sulphureted waters, 60° F. Used by drinking
and bathing in chronic diarrhea, dysentery, and
ulcerative skin diseases.

franklin'ic. Noting static or frictional electricity.
frank'linism [Benjamin Franklin.] Static or fric-
tional electricity.

frankliniza'tion. The therapeutic employment of
static electricity.

Franzensbad, Bohemia (frahn'tsens-baht). Alka-
line-saline-ferruginous-carbonated waters. A
moor or mud baths. Cold. Thirteen springs.
Used by drinking and bathing in rheumatism,
gout, gastrohepatic affections, constipation,
splenic enlargement, Bright's disease, scrofula,
anemia, neurasthenia, cutaneous affections, dia-
betes, general debility, and diseases of women.
May 1 to September 30.

Franz Joseph, Hungary (frahnts-yo'zef). Sma-
ll-carbonated waters. Used by drinking in chronic
constipation, piles, diseases of the liver, spasms
of the stomach and intestines, and headache.

Fra'sera [John Fraser, English botanist, 1750-1817]
A genus of plants of the natural order Geraniaceae.
F. carolinensis, *F. walteri*, American cumbas,
Indian lettuce; the root has been used as bitter
tonic in doses of 3½-1 (2.0-4.0) of a fluid extract,
and for the relief of chronic constipation in doses
of mg 5-30 (0.3-3.0) of the eclectic specific
preparation.

fra'serin. An eclectic preparation from the root
of *Frasera carolinensis*, *F. walteri*; a brown powder
employed as a bitter tonic and for relief of
atonic constipation in doses of gr. 1-3 (0.06-0.3).

Fraunhofer's lines (frown'ho-fer) [Joseph von
Fraunhofer, German optician, 1788-1826.] A
number of the most prominent of the absorption
lines of the solar spectrum.

frax'inus [L.] Ash, the bark of the trunk or root
of *Fraxinus americana*, white American ash, or
F. excelsior, European ash; employed as a tonic
and astringent and in the treatment of gout and
rheumatism in daily doses of ʒ 1.30.0 in infu-
sion.

freckle (freck'l) [O. Eng. *freken*.] Lentigo, ephelis, one of a number of yellowish or brownish spots on the exposed parts of the skin, occurring especially in young persons of sandy complexion; they may be hereditary but are increased in number on exposure to the sun. **cold f.**, an eruption of freckles on parts not exposed to the sun's rays.

Frédérice's sign (fra-da-rék') [Louis Auguste Frédéricq, Belgian physician, 1815-1853.] The presence of a red line on the gums in certain pulmonary affections, especially tuberculosis.

frem'itus [L. a clashing.] A vibration imparted to the hand resting on the chest or other part of the body. **bron'chial f.**, bronchial rales appreciable by the hand resting on the chest, as well as by the ear. **hydat'id f.**, hydatid thrill.* **pericar'dial f.**, vibration in the chest wall produced by the friction of opposing roughened surfaces of the pericardium. **pleu'ral f.**, vibration in the chest wall produced by the rubbing together of the roughened opposing surfaces of the pleura. **subjec'tive f.**, vibration felt within the chest by the patient himself, when humming with the mouth closed. **tus'sive f.**, a form of f. similar to the vocal, produced by a cough. **vo'cal f.**, the vibration in the chest wall, felt on palpation, produced by the spoken voice.

fren'al. Relating to any frenum.

French Lick Springs, Indiana. Saline-sulphureted-carbonated waters. Thirteen springs. Used by drinking in various disorders.

Frenkel's meth'od [H. S. Frenkel, Swiss neurologist, contemporary.] Treatment of the ataxia of tabes dorsalis by means of systematic exercises intended to reeducate the patient in the power of coordination. **F.'s symp'tom**, lowered muscular tonus in tabes dorsalis.

frenotomy, **frænotomy** (fren-ot'o-mi) [L. *frænum*, frenum, + G. *tomé*, a cutting.] Division of any frenum, especially of the frenum linguae for the relief of tongue-tie.

fræ'alum, **fræn'alum** [L. dim. of *frenum*.] 1. Any small frenum. 2. Specifically, a narrow strip of white matter running along the upper surface of the anterior medullary velum to the quadrigeminal plate. 3. The [BNA] term for frenum. **f. cerebell'i**, f. veli. **f. clitor'idis**, frenum of the clitoris, the line of union of the inner portions of the labia minora on the under surface of the glans clitoridis. **f. epiglott'idis**, a fold of mucous membrane extending from the posterior portion of the dorsum of the tongue to the front of the epiglottis, middle glossoepiglottic fold, plica* glossoepiglottica mediana [BNA]. **F. of Giacomini**, a slender band, the continuation of the dentate gyrus, crossing transversally the surface of the recurved part of the uncus. **f. la'bii inferior'is**, f. **la'bii superior'is**, the folds of mucous membrane extending from the gum to the middle line of the lower and upper lips, respectively. **f. labior'um minor'um**, the fold connecting posteriorly the two labia minora. **f. pudendi**, the fourchette. **f. linguae**, a fold of mucous membrane extending from the floor of the mouth to the midline of the under surface of the tongue. **f. lin'guæ**, a continuation of the lamina of the lingula of the cerebellum over the peduncles. **f. of Macdow'el**, tendinous fasciculi passing from the tendon of insertion of the pectoralis major muscle across the bicipital groove. **f. of Morgagni**, f. valvulae coli. **f. prepu'tii clitor'idis**, f. clitoridis. **f. prepu'tii penis**, a fold of mucous membrane passing from the under surface of the glans penis to the deep surface of the prepuce. **f. puden'di**, f. labiorum

minorum. **f. val'vulae co'li**, a fold running from the junction of the two segments of the ileocecal valve on either side along the inner wall of the colon. **f. ve'li**, f. **ve'li medulla'ris anterior'is**, a band of white fibers passing from the longitudinal groove between the corpora quadrigemina on to the valve of Vieussens. **f. synovia'le**, one of the bands stretching between a tendon and its sheath. **fren'um**, **fræ'nium** [L. a check-rein.] Frenulum [BNA]. 1. A narrow reflection or fold of mucous membrane passing from a more fixed to a movable part, as from the gum to the deep surface of the lip, serving in a measure to check undue movement of the part. 2. An anatomical structure resembling such a fold.

fren'zy [G. *phrenitis*, inflammation of the brain.] Violent delirium, mania.

Frère Cosme's, or **Côme's**, **paste** (frair kôm) [Brother Cosmus, the religious name of Jean Baseilhac, a French surgeon, 1703-1781.] A caustic of arsenic 1, red sulphide of mercury 5, burnt sponge 2, made into a paste with water.

Frerichs' the'ory (fra'rikhs) [Friedrich Theodor Frerichs, German physician, 1819-1885.] Uremia is poisoning by ammonia, a ferment in the blood causing urea to be transformed into ammonium carbonate.

frætum Hal'eri [L. *frætum*, a strait.] See *Haller*.

Freud's the'ory (froyd) [Sigmund Freud, Viennese neurologist, *1856.] An hysterical attack is due to a psychic trauma which was not adequately reacted to at the time it was received, and persists as an affect-memory. See *psychoanalysis*.

Freund's anom'aly (froynt) [Hermann Wolfgang Freund, German gynecologist, *1859.] A narrowing of the upper aperture of the thorax by shortening of the first rib and its cartilage, resulting in defective expansion of the apex of the lung and consequent predisposition to tuberculosis. **F.'s reac'tion**, lysis of cancer-cells by the serum of non-cancerous subjects.

Freund's law [Wilhelm Alexander Freund, German gynecologist, *1833.] Ovarian tumors, while intrapelvic, lie behind the uterus, but when they grow out of the pelvis, they lie above and in front of the uterus. **F.'s opera'tion**, total abdominal hysterectomy for cancer of the uterus.

Frey's irrita'tion hairs (fri) [Max von Frey, German physician, *1852.] Short hairs of varying degrees of stiffness, set at right angles into the end of a light wooden handle; used for determining the presence and degree of irritability of pressure points in the skin.

Freyer's opera'tion (fri'er) [P. Johnson Freyer, Lieut. Col. (retired) Indian Medical Service.] Suprapubic excision of the prostate gland.

fri'able [L. *friabilis*: friars, to crumble.] Easily reduced to powder.

fri'ars' bal'sam. Balsamum traumaticum.

friction (frik'shun) [L. *fricare*, to rub.] 1. Rubbing. 2. The resistance to movement between two bodies in contact with each other. **f. sound**, the sound, heard on auscultation, made by the rubbing of two opposed serous surfaces roughened by an inflammatory exudate.

Fridenberg's stigmomet'ric card test (fre'den-berg) [Percy Fridenberg, New York ophthalmologist, *1868.] See stigmometric* card.

Friedlaender's bacil'lus (fred'len-der) [Carl Friedlaender, Berlin histologist, 1847-1887.] *Bacillus pneumoniae*.

Friedlaender's disease (fred'len-der) [Max Friedlaender, German physician, *1841.] Enderteritis obliterans.

Friedmann's disease' (fréd'mahn) [Max *Friedmann*, German neurologist, contemporary.] Relapsing infantile spastic spinal paralysis.

Friedreich's ataxia (fréd'rikh) [Nicholas *Friedreich*, Heidelberg physician, 1825-1882.] Hereditary spinal ataxia.* **F.'s disease'**, paramyoclonus multiplex. **F.'s foot**, a form of pes cavus occurring in F.'s disease. **F.'s phenom/enon**, the tympanitic percussion sound over a pulmonary cavity is slightly raised in pitch on deep inspiration. **F.'s sign**, sudden collapse of the previously distended veins of the neck at each diastole of the heart; it occurs in cases of adherent pericardium.

Friedrichshall, Germany (fréd'rikhs-hahl). Saline waters. Used by drinking in constipation, piles, biliary disorders, gallstones, gravel, intestinal disorders, gout, and scrofula.

frigid (frij'id) [L. *frigidus*, cold.] 1. Cold 2. Temperamentally, especially sexually, cold or irresponsive.

frigidity (fri-jid'i-ti). Sexual coldness or indifference.

frigorific (frig-ô-rif'ik) [L. *frigus* (frigor-), cold, + *facere*, to make.] Producing cold.

frigotherapy (frig-o-ther'a-pti) [L. *frigus*, cold, + G. *therapeia*, treatment.] Cryotherapy.* psychrotherapy.

Frisch's bacillus [Anton *Frisch*, German physician, *1849.] A microorganism resembling Friedlaender's pneumobacillus, said to be the cause of rhinoscleroma.

Fritsch's catheter [Heinrich *Fritsch*, German gynecologist, *1844.] Bozeman*-Fritsch catheter.

Froehde's reagent. Sodium molybdate 1, in strong sulphuric acid 1000; gives various color reactions with alkaloids.

Froehlich's syndrome or type (fré'likh) [Alfred *Froehlich*, Viennese neurologist, contemporary.] Typus Froehlich, hypophyseal syndrome, dystrophia* adiposogenitalis.

frog (etymology unknown). 1. An animal of the family *Ranida*, order *Batrachia*. 2. The elastic horny substance in the middle of the sole of the horse's hoof; it is V-shaped, the two branches extending toward the heel. **f. in the throat**, a collection of mucus in the larynx causing hoarseness and an inclination to hawk. **salt f.**, a living frog whose blood has been drained away and replaced by a salt solution.

frog-belly. The slightly distended belly of a rachitic child.

frog-face. The appearance caused by broadening of the nose which occurs in certain cases of polypus.

frog-stay. The bar* in a horse's hoof.

frog-tongue. Ranula.

Frohn's reagent [Damianus *Frohn*, German physician, *1843.] Bismuth subnitrate 1.5, water 20.0; raise to the boil and add hydrochloric acid 10.0, and potassium iodide 7.0; a test for alkaloids and for sugar.

frolement (frol-mon'). 1. Light friction with the palm of the hand, one of the forms of massage. 2. A rustling sound heard in auscultation.

Frommann's striæ [Carl *Frommann*, German anatomist, 1831-1842.] Transverse lines in the axis-cylinder of a nerve-fiber near Ranvier's crosses, made visible by intense staining with nitrate of silver.

Frommel's operation [Richard *Frommel*, German gynecologist, 1854-1912.] Shortening of the utero-sacral ligaments by the abdominal route, for retroversion.

Frommer's dilator. A modification of Bossi's cervical dilator

frond [L. *frons*, a green bough.] The leaf of a fern or a palm.

fron/dose. Thalloid.

frons, gen. *fron/tis* [L.] The forehead.

fron/tad. Toward the front.

frontal (frun'tal). 1. In front, relating to the anterior part of a body. 2. Relating to the forehead. **f. angle**, anterior superior angle of the parietal bone.

fronta/la. See under *musculus*.

fron/tier sore. Oriental boil.*

frontoma/lar. Relating to the frontal and the malar bones.

fron/tomax/illary. Relating to the frontal and the maxillary bones.

frontona/sal. Relating to the frontal and the nasal bones.

fronto-occip/ital. Relating to the frontal and the occipital bones, or to the forehead and the occiput.

frontoparietal (frun'to-pâ-ri'e-tal). Relating to the frontal and the parietal bones.

fron'totem/poral. Relating to the frontal and the temporal bones.

front-tap contraction. Contraction of the calf muscles when the anterior surface of the leg is struck.

Froriep's gan'gion (fro'rêp) [August *Froriep*, German anatomist, *1849.] A temporary collection of nerve-cells on the dorsal aspect of the hypoglossal nerve in the embryo; it represents a rudimentary dorsal ganglionic root. **F.'s induration**, myositis fibrosa.

frost-bite. Congelation; a local condition resulting from freezing of the part.

frost'ed liver, etc. Icing* liver, etc.

frost-itch. Pruritus hiemalis.

frost-tose. Fruit-sugar, levulose.*

fructosuria (fruk'to-su'ri-ah) [*fructose* + G. *ouron*, urine.] The passage of urine containing fructose.

fruit (frout) [L. *fructus*.] 1. An edible product of a plant, which contains the seeds. 2. The matured ovary of a plant with the seed and its envelope, whether edible or not.

fruits'arian. One who lives chiefly on fruits, eats milk usually and nuts.

fruit-sugar. Fructose, levulose.*

frus'trate [L. *frustrari*, to deceive; *frustra*, in vain.] Ineffectual.

fru'ticose. Noting a shrub-like lichen.

Fry's Min'eral Spring, Iowa. Alkaline-saline water. Used by drinking and bathing in rheumatism, diseases of the blood, nervous system, liver, and kidneys, dyspepsia, and general debility.

ft. 1. An abbreviation of the Latin *foot* (sing. *fiat* (pl.), meaning, "let there be made", a term employed in prescription writing. 2. An abbreviation of *foot*, a measure of length.

Fuchs' colobo/ma (fookhs) [Ernst *Fuchs*, German ophthalmologist, *1851.] A congenital defect in the choroid at the lower edge of the optic disc.

fuchsin (fook'sin) [from *fuchsia*, after Leonhard *Fuchs*, German botanist, 1501-1566.] Rosanilin monohydrochloride, employed as a red stain in histology and bacteriology; chemically pure fuchsin (arsenic-free) has been employed in albuminuria and anasarca in doses of gr. $\frac{1}{3}$ -3 (0.01-0.2). **f. bod'ies**, Russell's* bodies, hyaline bodies.

fuchsinophil, fuchsinophile (fook-sin'o-fil or -fil) [*fuchsia*, + G. *philos*, fond.] Erythrophil. Staining readily with fuchsin dyes. 2. A cell or histological element which stains readily with fuchsin. **f. reaction**, the property possessed by

certain elements, when stained in an aniline-water solution of acid fuchsin, of retaining the stain when treated with picric acid alcohol.

fuchsinophilous (fook-sin-of'il-us). Fuchsinophil(1). **Fucus** [G. *phykos*, seaweed.] A genus of seaweeds, natural order *Fucales*. **F. crispus**, Irish moss, chondrus.* **F. siliculosus**, a species resembling *U. vesiculosus* and sometimes substituted for it. **F. vesiculosus**, *Quercus marina*, bladder-wrack, kelp, a seaweed of the northern Atlantic and Pacific coasts; has been employed in the treatment of obesity and of enlarged glands in doses of gr. 10-15 (0.6-1.0) of the extract.

fuel value. Potential energy of the oxidizable portion of food.

Fuerbringer's hand-disinfection (für'bring-er) [Paul F. Fuerbringer, Berlin clinician, *1849.] Brushing the hands and arms with warm soap and water for 3 minutes; the same repeated after cleaning the nails; rubbing with 70 per cent. alcohol, 2 minutes; brushing with a 2 per cent. lysol solution, 2 minutes. **F.'s sign**, a needle thrust into a collection of pus below the diaphragm will move with the respiratory movements, whereas if the pus is in the pleural cavity the needle will remain stationary, or nearly so. **F.'s test**, the presence of albumin in the urine is indicated by a cloud surrounding a capsule containing sodium chloride, corrosive sublimate, and citric acid.

Fuerstner's disease (fürst'ner) [C. Fuerstner, German psychiatrist, *1848.] Pseudospastic paralysis with tremor.

fugitive (fu'j-tiv) [L. *fugitivus*; *fugere*, to flee.] 1. Temporary, transient. 2. Wandering, flying; noting certain inconstant symptoms.

fugue (fûg) [L. *fuga*, flight.] Flight, ambulatory automatism; a wandering away from home under an hysterical impulsion, often with loss of memory of one's name, residence, occupation, etc.

fugu-poison (foo'goo-poy'zun) [Jap. *fugu*, a poisonous fish.] Fish poison, a poison in the roe and other parts of various species of *Diodon*, *Triodon*, and *Tetraodon*, fishes of eastern Asiatic waters.

fulgurant [L. *fulgurare*, to lighten.] Sudden, like a flash of lightning; fulminant, foudroyant. **fulgurating**. 1. Fulgurant. 2. Relating to fulguration (2).

fulguration (ful-gu-ra'shun) [L. *fulgur*, lightning stroke. 2. Treatment of malignant tumors by means of sparks from a d'Arsonval current.

fuliginous (fu-lij'in-us) [L. *fuligo*, soot.] Sooty, of the color of soot.

fuller's earth. Aluminum silicate, porcelain clay, kaolinum.*

fulminant [L. *fulminare*, to lighten.] Fulgurant, foudroyant, occurring with lightning-like rapidity; noting certain pains, as those of *tabes dorsalis*.

fulminating. Fulgurating.

Fulton Wells, California. Alkaline-saline-chalybeate-sulphureted-carbonated waters. Used by drinking and bathing in anemia, dyspepsia, malarial affections, congestion of the liver, etc.

fumigate [L. *fumigare*; *fumus*, smoke, + *agere*, to drive] To expose to the action of smoke or of fumes of any kind, as of sulphur, as a means of disinfection.

fumigation. Exposure to the fumes of sulphur or to the action of a disinfectant gas.

fuming [L. *fumus*, smoke.] Giving forth a visible vapor, a property of strong nitric, sulphuric, and hydrochloric acids, and certain other substances.

function (funk'shun) [L. *functus*; *fungi*, to perform.] 1. The special action or physiological property of

an organ or other part of the body. 2. The general properties of any substance, depending upon its chemical character and relation to other substances, according to which it may be grouped among the acids, bases, alcohols, or esters, etc. 3. To perform its special work or office, said of an organ or other part of the body; to functionate.

functional. Relating to a function or the functions. **f. disease**, a disease manifested by disorder in the functions of the several organs or tissues, but in which no lesion or change in structure can be determined; usually some form of neurosis.

functionating. Performing its normal function, said of an organ or other part.

fundal. Relating to a fundus.

fundament [L. *fundamentum*, foundation.] 1. A foundation. 2. The anus.

fundamental. 1. Essential. 2. Elementary. **f. tissue**, in botany, the tissue of the body of a plant, not the epidermis or a vascular bundle.

fundiform [L. *funda*, a sling, + *forma*, shape.] Looped; sling-shaped.

fundus [L. bottom.] 1. The bottom or lowest part of a sac or hollow organ, that farthest removed from the opening. 2. The cardiac end of the stomach, the main reservoir for the reception of food and its peptic digestion, partly shut off, during digestion, from the antrum, or pyloric end, by the prepyloric sphincter. **f. meatus acustici interni**, fundus of the internal acoustic (auditory) meatus, lies at the base of the modiolus of the cochlea and is separated by a thin plate of bone from the vestibule; it is divided by the *crista transversa*, transverse crest, into the *fossula superior* and *fossula inferior*; the former is pierced by the aqueduct of Fallopius and foramina for nerves to the utricle and ampullæ of the superior and lateral semicircular canals; the latter by the *canalis centralis* and *tractus spiralis foraminosus*, giving passage to the cochlear nerves, by foramina for nerve-fibers to the vestibule, and by the *foramen singulare* for nerves to the ampulla of the posterior semicircular canal. **f. oculi**, the portion of the interior of the eyeball around the posterior pole; the part exposed to view through the ophthalmoscope. **f. tigré** (te-gra'), the appearance presented by the fundus of the eye, supposedly after slight hemorrhage or in retinitis pigmentosa; the retina is marked by a number of reddish-brown striae lying beneath the vessels; leopard retina, tigroid retina. **f. tympani**, floor of the tympanic cavity, paries jugularis tympani [BNA]. **f. uteri**, the upper rounded extremity of the uterus above the openings of the Fallopius tubes. **f. ventriculi**, the cardiac or esophageal end of the stomach; see *fundus* (2). **f. vesicæ**, the base of the bladder.

fungoid (fung'goyd) [L. *fungus* + G. *eidos*, resemblance.] Fungous, resembling a fungus, noting an exuberant morbid growth on the surface of the body.

fungosity (fung-gos'ti-ti) 1. A fungoid growth. 2. The state of being fungous.

fungous (fung'gus). Relating to a fungus; of the appearance of a fungus, fungoid.

fungus (fung'gus). 1. A cellular vegetable organism feeding on organic matter; such are mushrooms, moulds, and bacteria. 2. A morbid excrescence on the surface of the body, soft and succulent, bearing a fancied resemblance to a mushroom; an exuberant overgrowth of granulation tissue, proud flesh. **budding f.**, yeast **f. cutaneous f.**, dermatomyces, dermatophyte. **division f.**, a schizomycete. **f. hæmatoïdes**, a soft,

easily bleeding, malignant fungoid growth. *f. of the brain*, hernia cerebri. *mould f.*, mucorinus. *ray f.*, actinomyces. *slime f.*, mycetozoa. *umbilical f.*, a mass of granulation tissue on the stump of the umbilical cord in the newborn. *yeast f.*, saccharomyces.

fun'gus-foot. Mycetoma.

fu'nic. Relating to the funis, or umbilical cord.

fu'nicle. Funiculus.

funic'ular. 1. Relating to a funiculus. 2. Funic.

funiculitis (fu-nik-u-li'(le')tis) [*funiculus* + G. *-itis*.]

Inflammation of a funiculus, especially of the spermatic cord. *endem'ic f.*, cellulitis of the spermatic cord occurring endemically in Ceylon and Egypt, and probably elsewhere in the East.

funic'ulus [L. dim. of *funis*, cord.] A small, cord-like structure, such as (1) one of the bundles of nerve-fibers the aggregate of which compose the nerve-trunk; (2) the spermatic cord; (3) the umbilical cord; (4) in botany, the stalk of the ovule. *f. am'nii*, amniotic cord. *f. ante'rior*, anterior bundle, anterior column of the spinal cord, a column or bundle of white matter on either side of the anterior median fissure, between that and the anterolateral sulcus. *f. cunea'tus*, the upward prolongation of the fasciculus cuneatus, or Burdach's tract, in the medulla. *f. gra'cilis*, the upward prolongation of the fasciculus gracilis, or Goll's tract, in the medulla. *f. latera'lis*, the lateral white column of the spinal cord between the lines of exit and entrance of the anterior and posterior nerve-roots; it contains four tracts or fasciculi: the lateral cerebrospinal or crossed pyramidal, the cerebellospinal or direct cerebellar, the superficial anterolateral or Gowers' tract, and the proper lateral fasciculus or lateral ground or basis bundle. *f. poste'rior*, posterior funiculus or white column of the spinal cord lying between the posterior gray column or horn and the posterior median sulcus; it is composed of two tracts: the *fasciculus gracilis*, or Goll's tract, and the *fasciculus cuneatus*, or Burdach's tract. *f. sep'arans*, an oblique ridge in the floor of the fourth ventricle of the brain, separating the area postrema from the ala cinerea, or trigonum vagi. *f. sil'iquæ*, one of the bundles of fibers on the surface of the nucleus olivaris inferior. *f. solita'rius*, fasciculus solitarius. *f. spermat'icus*, spermatic cord. *f. te'res*, eminentia teres, eminentia medialis [BNA].

fu'nis [L. cord.] 1. The umbilical cord. 2. A cord-like structure. *f. argen'teus*, the spinal cord. *f. bra'chii*, the median cephalic vein of the arm. *f. Hippoc'ratis*, tendo Achillis.

funn'el. 1. A hollow conical vessel with a tube of variable length proceeding from its apex, used in pouring fluids from one container to another, in filtering, etc. 2. In anatomy, infundibulum. *pi'al f.*, a loose adventitia, continued from the pia mater, which invests any one of the blood-vessels in the nervous substance of the brain or spinal cord.

fur. 1. The coat of soft, fine hair of certain animals, especially those inhabiting cold regions. 2. A layer of epithelium and mucus frequently seen on the dorsum of the tongue, especially in disorders involving the alimentary tract.

fur'cal [L. *furca*, fork.] Forked.

fur'fur, pl. *fur'fures* [L. bran.] Dandruff; parigo; any epidermal scale.

furfuraceous (fur-fu-ra'shyus) [L. *furfur*, bran; Branny, scaly, scurfy; composed of small scales, noting a form of desquamation.

furfural, **furfural** (fur'fu-ral, fur'fu-rol). A colorless aromatic fluid obtained in the distillation of bran with dilute sulphuric acid.

fu'ror [L.] Rage, madness, fury. *f. epilep'ticus*, attacks of anger to which epileptics are occasionally subject, occurring without provocation and without disturbance of consciousness. *f. secan'di*, tomomania. *f. uteri'nus*, nymphomania.

furrow (fur'o) [A.S. *furh*.] A groove or sulcus. *dig'ital f.*, one of the grooves on the palmar surface of a finger, at the level of an interphalangeal joint. *gen'ital f.*, a groove on the genital tubercle in the embryo. *glu'teal f.*, the groove or sulcus between the nates or buttocks. *prim'itive f.*, a groove on the dorsal surface of the embryo which becomes converted into a tube, the primitive cerebrospinal axis.

furrow-keratitis (fu'o-ker-ä-ti'(te')tis). Elongated branching ulcers of the cornea, keratitis dendritica.

furuncle (fu'rung-kl). Furunculus, boil.

furuncular (fu-rung'ku-lar). Relating to a boil or furuncle, furunculosis.

furunculoid (fu-rung'ku-loyd) [*furunculus* + G. *eidos*, resemblance.] Resembling a boil.

furunculo'sis. A condition marked by the presence of furuncles or boils. *f. orienta'lis*, oriental boil.

furunculosis (fu-rung'ku-lus). Furuncular, relating to a boil; marked by the presence of furuncles. **furun'culus**, pl. *furun'culi* [L. dim. of *fur*, a thiel.] Furuncle, boil, an inflammation of the tissue surrounding a cutaneous follicle, resulting in suppuration and necrosis of the central portion (the core).

Fusarium (fu-za'r'i-um) [L. *fusus*, spindle.] A genus of fungi. *F. equi'nium*, a species suspected of causing a mange in horses.

fuscin (fus'in) [L. *fuscus*, dusky.] The pigment of the retina.

fu'sel oil [Ger. *fusel*, inferior brandy.] Grain oil, a mixture of amyl alcohol and other homologous products formed during alcoholic fermentation.

fusible (fu'zi-bl). Capable of being melted. *f. cal'culus*, a urinary calculus composed of triple phosphate and calcium phosphate.

fusiform (fu'zi-form) [L. *fusus*, a spindle, + *forma*, form.] Spindle-shaped, tapering at both ends.

fusion (fu'zhun) [*fundere*, to melt, to pour.] 1. Liquefaction by heat, melting. 2. Uniting, joining together. 3. The blending of the images seen by the two eyes into one perfect image, producing binocular vision. 4. The growth together, as one, of two or more teeth in consequence of the abnormal union of their formative organs. *f. fac'ulty*, the power of perceiving the two images, seen by the two eyes, as one.

fu'socell'ular. Spindle-celled.

fustiga'tion [L. *fustigare*, to beat with a cudgel, *fustis*.] A form of massage consisting in beating the surface with light rods.

fus'tin. A yellow dye from fustic, *Rhus cotinus*, or Venetian sumach.

G

G. Chemical symbol for the element glucinum.

g. Abbreviation for gram.

Ga. Chemical symbol for the element gallium.

Gabbett's method [Henry Singer *Gabbett*, English physician, contemporary.] For staining acid-fast bacilli, including *B. tuberculosis*: The cover-glass preparation, fixed by heat, is dipped in Ziehl's* solution and warmed until vapor arises, then washed and immersed for 2 to 4 minutes in Gabbett's solution. **G.'s solution**, **G.'s stain**, methylene blue 1, sulphuric acid 25, water 75.

Gabianol [*Gabian*, a village in France where there is an oil well, + *L. oleum*, oil.] A refined preparation of a mineral oil, used in phthisis in doses of ʒj-5 (o. 2-o. 3).

Gaboon' ulcer [*Gaboon*, the region in Africa now known as the French Congo.] A form of tropical ulcer affecting the natives of this region; it resembles a syphilitic ulcer, especially in the appearance of its scar.


Gadberry's mixture. *Mistura splenetica* (N.F.).

gadmine (gad'y-nèn) [*Gadina*, a family of fishes to which the cod belongs.] A ptomaine, $C_7H_{11}NO_3$, obtained from decomposing fish.

gadolinite [Johan *Gadolin*, Finnish chemist, 1760-1852.] A mineral containing the rare elements yttrium and beryllium.

gad'ol [*L. gadus*, codfish, + *oleum*, oil.] An alcoholic extract of cod-liver oil, used in place of the oil in doses of ʒj-5 (o. 3-1. 0).

Gadus [*L. codfish*.] A genus of fishes containing the cod. *G. morhua*, from the liver of which is obtained cod-liver oil, *oleum morrhue*.



GAERTNER'S TONOMETER.

Gaertner's bacillus (gairt'ner) [August *Gaertner*, German bacteriologist, *1848.] *Bacillus enteritidis*. **Gaertner's canal** or duct. Incorrect spelling for *Gartner*.

Gaertner's tonometer [*G. Gaertner*, Viennese diagnostician, *1855.] An apparatus for estimating the blood-pressure by noting the force, expressed by the height of a column of mercury, needed to arrest pulsation in a finger encircled by a compressing ring. **G.'s vein phenomenon**, varying fulness of the veins of the arm as the limb is raised to different heights, affording an index to the amount of pressure in the right auricle.

Gaffky scale or table [Georg *Gaffky*, German hy-

gienist and bacteriologist.] A formula for the classification of cases of tuberculosis according to the number of tubercle bacilli in the sputum. The following is the table as modified by Lawrason Brown: (1) One to four bacilli in whole preparation; (2) one on an average in many fields; (3) one on an average in each field; (4) two to three on an average in each field; (5) four to six on an average in each field; (6) seven to twelve on an average in each field; (7) thirteen to twenty-five on an average in each field; (8) fifty on an average in each field; (9) one hundred on an average in each field.

gag. 1. To retch; to cause to retch or heave.

2. An instrument adjusted between the teeth to keep the mouth from closing during operations on the tongue or in the throat.

Gainesville, Georgia. Alkaline-saline-chalybeate-carbonated waters. Gower, Deal, and New Holland springs. Used by drinking in digestive disorders, the dentition period of children, kidney affections, and general debility. The entire year.

gait (gät). Manner of stepping.

galactagogue (gal-ak'tä-gog) [*G. gala(galakt-)*, milk, + *agōgos*, leading.] 1. Increasing the secretion of milk. 2. An agent which promotes the secretion and flow of milk.

galactidrosis (gal-ak'ti-dro'sis) [*G. gala(galakt-)*, milk, + *hidrōs*, sweat.] Sweating of a milky fluid.

galactischia (gal-ak-tis'ki-ah) [*G. gala(galakt-)*, milk, + *ischō*, I check.] Galactoschesia, checking the secretion of milk.

galac'toblast [*G. gala(galakt-)*, milk, + *blastos*, germ.] A colostrum* corpuscle.

galactocoele (gal-ak'to-sēl) [*G. gala(galakt-)*, milk, + *kēlē*, tumor.] A retention tumor caused by occlusion of a lactiferous duct.

galac'tochlor'al. Galactochloralose, an hypnotic compound of chloral and galactose; dose, gr. 3-10 (o. 2-o. 6).

galactococcus (gal-ak'to-kok-us) [*G. gala(galakt-)*, milk.] A microorganism, believed to be pathogenic, found in certain cases of udder disease in the cow.

galactometas'tasis (gal-ak'to-mē-tas'ta-sis) [*G. gala(galakt-)*, milk, + *metastasis*.] The supposed metastasis of milk, or its secretion elsewhere than by the mammary glands.

galactom'eter [*G. gala(galakt-)*, milk, + *metron*, measure.] A form of hydrometer for determining the specific gravity of milk as an indication of its richness; lactometer.

galactop'athy [*G. gala(galakt-)*, milk, + *pathos*, suffering.] Galactotherapy.

galactoph'agous [*G. gala(galakt-)*, milk, + *phagō*, I eat.] Subsisting on milk.

galactophyl'ysis (gal-ak-tof'li-sis) [*G. gala(galakt-)*, milk, + *phyl'ysis*, eruption.] 1. Crusta lactea. 2. A vesicular eruption in which the vesicles contain a milky fluid.

galac'tophore [*G. gala(galakt-)*, milk, + *phoros*, a bearer.] A milk duct.

galactophoritis (gal-ak-to-for-i'(e')tis). Inflammation of the milk ducts.

galactophorous (gal-ak-tof'o-rus). Conveying milk.

galactophth'isis (gal-ak'tof-thi'(the')sis) [*G. gala*

gal'ea [L. a helmet.] *n.* A form of bandage cover-

artificial fistula, cholecystostomy (external), cholecystenteroanastomosis, cholecystenterostomy (with intestine), cholecystocolostomy (with colon), cholecystoduodenostomy (with duodenum), cholecystogastrostomy (with stomach), cholecystojejunostomy (with jejunum), cholecystoileostomy (with ileum), calculus, cholelith, crushing calculus (in cholecystolithotomy), cholelithotripsy, dilatation, cholecystecasis, dropsy, hydrocholecystis, excision, cholecystectomy, hernia, cholecystocele, incision, cholecystotomy, inflammation, cholecystitis, pain, cholecystalgia, removing calculus, cholelithotomy, cholelithomyia, suture, cholecystorrhaphy, cholecystenterorrhaphy (to intestine), cholecystopexy (to abdominal wall), tumor, cholecystoncus, cholecele.

gall-duct (gaw'l'dukt). Bile-duct, one of the tubes conveying bile. **common g.-d.**, ductus choledochus. **cystic g.-d.**, ductus cysticus.

artificial opening into, choledochostomy. **artificial union with intestine, choledochointerostomy, choledochoduodenostomy** (with duodenum). **calculus formation in, choledocholithiasis.** **crushing calculus in, choledocholithripsy, choledocholithotripsy.** **excision, choledochectomy, cystectomy.** **incision, cholangiotomy, choledochotomy, cysticotomy, choledochendysis.** **inflammation, angiocholitis, cholangitis, choledochitis.** **removal of calculus, choledocholithotomy, cholelithotomy.** **stenosis, choledochiarctia.**

gallein (gal'e-in). Pyrogallophthalein, $C_{28}H_{16}O_8$, an indicator of the reaction of a fluid, its alcoholic solution being turned rose-red in an alkaline fluid, and yellowish brown in neutral solutions.

gallic acid (gal'ik as'id). Acidum* gallicum.

gal'licin. Methyl gallate, gallic-acid methyl ester; a grayish white crystalline powder, employed as an astringent antiseptic in conjunctivitis and keratitis.

gal'inol. Gallanilide.

gall'ium [L. *Gallia*, France.] A rare metal, symbol Ga, atomic weight 69.9, fluid at a temperature of 30°C . (86°F .); obtained from zinc-blende in the Pyrenees.

gallobro'mol. Dibromogallic acid, occurs in whitish crystals soluble in 10 parts of water; used internally as a nervous sedative in doses of gr. 5-15 (0.3-1.0), and as an astringent and antiseptic injection in gonorrhea.

galloformin. A crystalline substance obtained from gallic acid and hexamethylenamine; employed as an internal and external antiseptic.

gal'logen. Benzoic or ellagic acid, $C_{12}H_6O_6$, obtained from the pods of *Casalpina coriari* or divi-divi; a yellowish powder employed in the treatment of diarrhea in doses of gr. 5-15 (0.3-1.0).

gal'l'on. A measure of liquid capacity containing 4 quarts, 231 cubic inches, or 8.3389 pounds of distilled water; it is the equivalent of 3.7853 liters. The British imperial gallon contains 177.274 cubic inches.

gallo'tann'ic acid. Tannin, acidum* tannicum.

gal'l-sickness (gaw'l'sik-nes). Galziekte, a disease of cattle in South Africa caused by *Trypanosoma theileri*.

gal'stone (gaw'l'stön). A concretion, chiefly of cholesterolin, formed in the gall-bladder or a bile-duct.

Galton's delta (gaw'l'tun) [Francis Galton, English scientist, 1822-1911.] 1. A more or less well marked triangle, in a finger-print, on either side where the straight ridges, near the joint of the distal phalanx, are succeeded by arches, loops, or whorls (see cut under *finger-prints*). 2. Triradius. **G.'s law**, the law of ancestral inheritance; each parent contributes on an average one-quarter, or $(\frac{1}{4})^n$, each grandparent one-sixteenth, or $(\frac{1}{4})^2$, and so on; the occupier of each ancestral place in the n th degree, whatever may be the value of n , contributes $(\frac{1}{4})^n$ of the heritage. **G.'s system of classification**, a system of classification of finger-prints according to the variations in the patterns of the ridges, which are grouped into arches, loops, and whorls; called the A.L.W., or arch-loop-whorl system. "Arches are formed when the ridges run from one side to the other of the bulb of the digit, without making any backward turn or twist. Loops, when there is a single backward turn, but no twist. Whorls, when there is a turn through at least one complete circle; they are also considered to include all

duplex spirals." The abbreviations used in making a record of finger-prints are: *a*, arch, *l*, loop, *w*, whorl, *i*, loop with an inner (thumb side) slope, *o*, loop with an outer (little-finger side) slope. The ten digits are registered in four groups as follows, distinguished by capital letters: A, the fore, middle, and ring fingers of the right hand; B, the fore, middle, and ring fingers of the left hand; C, the thumb and little finger of the right hand; D, the thumb and little finger of the left hand. **G.'s whistle**, a cylindrical whistle, attached to a compressible bulb, with a screw attachment by which the note can be changed; it is used to test the hearing.

galvanic (gal-van'ik). Voltaic, relating to galvanism. **g. battery**, a collection of cells or elements in which an electric current is generated by chemical action. **g. caut'ery**, galvanocautery. **g. cell**, **g. element**, a single unit of a g. battery, consisting usually of two plates of different metals immersed in a liquid (usually an acid) which acts upon one of the plates, or each plate may be immersed in a different liquid, the two being separated by a porous partition. **g. cur'rent**, galvanism.

galvanism (gal'van-izm) [Luigi Galvani, Italian anatomist, 1737-1798.] Constant current electricity produced by chemical action.

galvaniza'tion. The application of the constant current, or galvanic electricity.

galvanocautery (gal'van-o-kaw'ter-i). An actual cautery made by heating a wire by a galvanic current.

gal'vanocontractil'ity. The capability of a muscle of contracting under the stimulus of a galvanic current.

gal'vanofar'adiza'tion. The therapeutic application of a galvanic and a faradic current at the same time.

galvanol'ysis. Electrolysis.

galvanom'eter [G. *metron*, measure.] An instrument for detecting the presence of a galvanic current, or for measuring its strength. **Eint'-hoven's g., string g., thread g.**, see *electrocardiograph*.

galvanopuncture (gal'van-o-punk'tür). The application of galvanism by means of needle electrodes passed into the body.

gal'vanoscope [G. *skopeō*, I view.] An instrument for detecting the presence of a galvanic current.

galvanotax'is. Electrotaxis* with relation to galvanism.

galvanotherapeutics, galvanotherapy (gal'van-o-ther-a-pu'tiks, gal'van-o-ther-a-pt) [G. *therapeutikos*, treating; *therapeia*, treatment.] Treatment of disease by applications of the galvanic current.

galvanot'onus. Tonic muscular contraction in response to a galvanic stimulus.

galvanot'ropism. Galvanotaxis.

galziekte (gahl'zèk-teh) [D. *gal*, bile, + *siekte*, sickness—bilious fever.] A trypanosomiasis of cattle in South Africa, caused by the presence of *Tr. theileri*.

Gamaleia's spiril'lum (gam-ah-la'yah) [N. Gamaleia, Russian bacteriologist, *1859.] See under *spirillum*.

Gambian fe'ver [Gambia, a British colony on the West Coast of Africa.] An irregular relapsing fever, lasting one to four days with intermissions of two to five days, marked by enlargement of the spleen, frequent pulse, and rapid breathing; due to the presence in the blood of *Trypanosoma gambiense*, the pathogenic microorganism of sleeping sickness.

gam'bir (U.S.). Catechu (Br.), an extract from the leaves of *Ouroparia gambier*, pale catechu; employed in diarrhea in doses of gr. 7½-15 (0.5-1.0).

gamboge'. Cambogia.

gamete (gam'ët) [G. *gameôs*, husband; *gameîb*, wife.] 1. One of two cells undergoing caryogamy or true conjugation. 2. In heredity any germ-cell, whether ovum, spermatozoon, or pollen-cell.

gametoblast (gam'e-to-blast) [G. *gameîb*, wife, *gameîs*, husband, + *blastos*, offspring.] Sporozoite.

gametocyte (gam'e-to-sit) [G. *gameîs*, husband, + *kytos*, a hollow vessel (cell).] A sexually differentiated sporont, the mother cell of a gamete.

gam'etoid the'ory [gamete + G. *eidos*, resemblance.] The theory that the malignancy of a tumor is due to the fact that the cells have assumed sexual characteristics and live as parasites upon the organism.

gamma rays (gam'ah rāz.) See under *ray*.

gamm'acism [G. *gamma*, Γ, γ, the equivalent of the letter g.] Inability to pronounce correctly syllables containing the letter g.

gamma rays (gam'ah rāz.) See under *ray*.

gam'ont [G. *gamos*, marriage, + *on(oi-)*, being.] One of the sexual forms occurring in the life-cycle of certain protozoans.

gamopet'alous [G. *gamos*, marriage, + *petalon*, petal.] Monopetalous, sympetalous, noting a flower the petals of which are united.

gamophyll'ous [G. *gamos*, marriage, + *phyllon*, leaf.] Noting a flower, all the parts of the perianth of which are united.

gamosep'alous [G. *gamos*, marriage, + L. *sepalum*, sepal.] Monosepalous, synsepalous, noting a flower, the sepals of which are united.

ganglia (gang'gle-ah). Plural of *ganglion*.

ganglial (gang'gli-al). Ganglionic, relating to a ganglion.

gangliate, ganglilated (gang'gli-āt, gang'gli-a-ted). Ganglionated, having ganglia.

gangliect'omy [G. *ganglion* + *ektomē*, excision.] Excision of a ganglion.

gangliiform (gang'gli-form). Having the form or appearance of a ganglion, ganglioform.

gangliitis (gang'gli-i'('e')tis). Ganglionitis.

ganglioblast (gang'gli-o-blast) [G. *ganglion* + *blastos*, germ.] Esthesioblast, an embryonic cell of the ganglionic nervous system.

gangliocyte (gang'gli-o-sit). Nerve cell.*

ganglioform (gang'gli-o-form). Gangliiform, shaped like a ganglion.

ganglioma (gang'gli-o'mah). Tumor of a lymphatic gland.

ganglion, pl. ganglia, ganglions (gang'gli-on) [G. a subcutaneous tumor.] 1. An aggregation of nerve-cells within the brain, along the course of a sensory cranial nerve, on the posterior (sensory) root of a spinal nerve, in one of the organs of special sense, or forming one of the units of the sympathetic nervous system. 2. A lymph-node. 3. A circumscribed cystic swelling connected with a tendon sheath, due to the shutting off of a hernial protrusion of the synovial lining of the sheath.

com'pound g., an hourglass-shaped ganglion (3) caused by compression of the sheath of a tendon by the annular ligament at the wrist.

diffuse' g., a cystic swelling due to inflammatory effusion into one or several adjacent tendon sheaths.

gan'glia plex'uum sympathico'rum, ganglia of the sympathetic plexuses, see *systema nervorum sympathicum*.

g. aberr'ana, aberrant g., one of the collections of nerve-cells sometimes found on a posterior spinal

nerve-root between the spinal ganglion and the spinal cord.

g. acoustico'facia'le, a g. in the embryo, the primitive g. geniculi.

g. aor'tico'rena'le, aorticorenal g., a semidetached portion of the lower end of the celiac or semilunar g.

g. auricula're, g. oticum.

g. cardi'acum, cardiac g., g. of Wisberg, a g. of the cardiac plexus lying between the arch of the aorta and the bifurcation of the pulmonary artery.

g. caroti'cum, a small ganglionic swelling on filarum from the internal carotid plexus, lying on the under surface of the carotid artery.

g. cervica'le infe'rius, inferior cervical g., a sympathetic trunk g., lying behind the subclavian artery near the origin of the vertebral, at the level of the seventh cervical vertebra, close to the first thoracic g. with which it is sometimes blended.

g. cervica'le me'dium, middle cervical g., a sympathetic g., of small size and sometimes absent, at the level of the sixth or seventh cervical vertebra over the inferior thyroid artery where it crosses behind the carotid sheath.

g. cervica'le supe'rius, superior cervical ganglion the uppermost and largest of the ganglia of the sympathetic trunk, lying near the base of the skull between the internal carotid artery and the internal jugular vein; it gives off the jugular, internal and external carotid, and superior cardiac nerves, ramifies communicantes to the first three or four cervical nerves and to the hypoglossal, and laryngopharyngeal rami to the pharyngeal plexus.

g. cilia're [BNA], ciliary g., lenticular or ophthalmic g., a small g. in the orbit between the optic nerve and the external rectus muscle, having three roots: a long root (sensory) from the nasociliary, a short root (motor) from the inferior ramus of the oculomotor and a sympathetic root; it gives origin to the short ciliary nerves which supply the coats of the eyeball, the ciliary muscles, and the iris.

g. coccyge'um, coccygeal g., g. impar, the lower terminal, unpaired g. of the sympathetic trunk; it is not always present.

g. coll'a'cum [BNA], celiac g., semilunar g., a g. one of two large sympathetic ganglia lying on either side of the aorta at the level of origin of the celiac artery.

g. genic'uli [BNA], g. of the knee of the facial nerve geniculate g., intumescentia ganglioformis, an oval swelling on the facial nerve at the geniculum where it is joined by fibers from the vestibular trunk of the auditory nerve; from it arise the greater superficial petrosal nerve which forms the motor root of the sphenopalatine ganglion, and a minute branch which joins the tympanic branch of the glossopharyngeal to form the smaller superficial petrosal nerve.

g. haben'ula, nucleus habenulae.

g. hepat'icum, a nerve g. encircling the hepatic artery.

g. im'par [L. unpaired], g. coccygeum.

g. interpeduncula're, interpeduncular g., a small collection of cells on the ventral aspect of the tegmentum in the lower part of the substantia perforata posterior.

g. jugula're [BNA], jugular g., g. of the root of the vagus, a small enlargement on the vagus in the jugular foramen, from which arise two branches, meningea and auricular; the g. jugulare of the older nomenclature is g. superius [BNA].

g. lenticula're, lenticular g., g. ciliare [BNA]

g. lumbe'la, lumbar g., one of four or more ganglia on the inner border of the psoas major muscle on either side, forming with the sacral and coccygeal ganglia, and their connecting cords, the abdominopelvic sympathetic trunk.

g. mesenter'icum supe'rius, superior mesenteric g., an unpaired sympathetic g., lying at the point of origin of the superior mesenteric artery, entering into the formation of the celiac plexus.

g. nodos'um [BNA], nodose (knotty) g., g. of the trunk of the vagus, a large g. of the vagus, just below the g. jugulare, at the level of the transverse processes of the first and second cervical vertebrae, a

gives out a pharyngeal branch and the superior laryngeal nerve.

g. ophthalmicum, ophthalmic g., g. ciliare [BNA].

g. oticum [BNA], otic g., g. of Arnold, a g. situated just below the foramen ovale beneath the mandibular nerve; its motor root comes from the pterygoideus internus, its sensory is the lesser superficial petrosal nerve, and its sympathetic comes from the plexus on the middle meningeal artery; it gives off three communicating branches to the Vidian, auriculotemporal, and chorda tympani nerves, and motor nerves to the tensor tympani and the tensor palati muscles.

g. petrosum, petrous g., petrosal g., g. of Andersch, a small enlargement on the glossopharyngeal nerve in the jugular foramen below the g. superius; its chief branch is the tympanic of Jacobson's nerve.

g. phrenicum, phrenic g., one of several small ganglia contained in the phrenic plexuses of the sympathetic.

g. sacrale, sacral g., one of three or four ganglia on either side constituting, with the g. impar and the connecting cords, the pelvic portion of the sympathetic trunk.

g. semilunare, (1) [BNA] semilunar g., Gasserian g., a flat expansion on the sensory root of the trigeminal nerve, at the apex of the petrous portion of the temporal bone; from it proceed the ophthalmic, maxillary, and mandibular branches of the trigeminal nerve; (2) **g. collicium** [BNA].

g. solare, g. collicium.

g. sphenopalatinum [BNA], sphenopalatine g., Meckel's g., a small ganglion in the upper part of the pterygopalatine (sphenomaxillary) fossa; its sensory roots are the sphenopalatine nerves from the maxillary, its motor and sympathetic roots are joined together in the Vidian nerve; the ganglion gives off nerves to the nose, palate, and orbit.

g. spinale, spinal g., a collection of unipolar nerve-cells on the posterior (sensory) root of each of the spinal nerves.

g. spirale, spiral g., a collection of nerve-cells forming a swelling in the cochlear trunk of the acoustic nerve.

g. spirale cochleae, spiral ganglion of the cochlea, ganglion of Corti, an elongated ganglion on the cochlear branch of the auditory nerve in the spiral canal of the modiolus; from it fibers pass out between the layers of the lamina spiralis ossea to the organ of Corti.

g. splanchnicum, splanchnic g. a ganglion not infrequently present in the course of the greater splanchnic nerve.

g. stellatum, stellate g., the first g. thoracale.

g. submaxillare, submaxillary g., a small g. on the hyoglossus muscle suspended from the lingual nerve; its sensory root is derived from the lingual, its motor root from the chorda tympani, and its sympathetic root from the plexus on the facial artery; branches go to the submaxillary and sublingual glands and the submaxillary (Wharton's) duct.

g. superius [BNA], upper g., jugular g., an enlargement of small size on the glossopharyngeal nerve in the jugular foramen; it is not constant and may be fused with the petrous g.; it gives out no branches.

g. thoracale, thoracic g., one of eleven or twelve ganglia on either side, at the level of the head of each rib, constituting with the connecting nerve-cords the thoracic portion of the sympathetic trunk.

g. trunci sympathici, ganglion of the sympathetic trunk, see *systema nervorum sympathicum*.

g. vestibulare, vestibular g., a collection of nerve-cells forming a swelling on the nervus vestibuli in the internal acoustic meatus.

perforans g., serous abscess.*

simple g., a circumscribed collection of fluid in a tendon sheath, frequently located on the dorsal surface of the wrist.

ganglionated (gang'gli-on-a-ted). Gangliated.

ganglion-cell. Nerve-cell.*

ganglion-corpuscle (gang'gli-on-kor'pus-l). Nerve-cell.*

ganglionous system (gang'gli-o-nur'vus sis'tem). Sympathetic nervous system.

ganglioneure (gang'gli-o-nūr) [G. *ganglion* + *neuron*, nerve.] A cell of a nerve-ganglion.

ganglioneuroma, pl. *ganglioneuromata*, *ganglioneuromas* (gang'gli-o-nu-ro'mah). A true neuroma composed in part of, or containing numerous, nerve-cells of the type found in the sympathetic ganglia.

ganglionic (gang'gli-on'ik). Relating to a ganglion in any sense.

ganglionitis (gang'gli-on-i'(e')tis). 1. Inflammation of a lymphatic ganglion, lymphadenitis. 2. Inflammation of a nerve-ganglion.

Gangolphe's sign (gahn'golf') [Louis *Gangolphe*, French surgeon, contemporary.] In internal strangulation of the intestine, there is a sero-sanguinolent effusion, shown by flatness on percussion in the loins or felt on rectal examination.

gango'sa [Sp. *gangoso*, snuffling; fem. to agree with *enfermedad*, disease.] Rhinopharyngitis mutilans.

gangrene (gang'grēn) [G. *gangraina*.] A form of necrosis combined with putrefaction; mortification. **angioneurotic** g., neurotic g. **angiosclerotic** g., dry g. due to sclerotic changes in the vessels, as seen conspicuously in senile g. cold g., dry g., neurotic g., or any form not preceded by inflammation. **decubital** g., bedsore. **diabetic** g., moist g. occurring in cases of advanced diabetes. **disseminated cutaneous** g., rupia escharotica. **dry** g., a form of gangrene in which the necrosed part is dried up and shrivelled; mummification. **embolic** g., g. occurring in consequence of the plugging of the main artery of the part. **emphysematous** g., gaseous g., a form in which the subcutaneous tissues are permeated with gas from putrefaction, crackling occurring on palpation. **gaseous** g., emphysematous g. **glycemic** g., **glyke'mic** g., diabetic g. **hospital** g., moist g., due to infection of a wound with putrefactive bacteria, at one time common in ill-kept and crowded hospitals; sloughing phagedena. **hot** g., g. following inflammation of the part. **hysterical** g., neurotic g. **moist** g., a form in which the necrosed part is moist and soft, decomposition occurring through the action of putrefactive bacteria. **multiple** g., the occurrence of many points of cutaneous g., as in gangrenous herpes. **neurotic** g., spontaneous g. occurring in hysterical and neurotic subjects. **nosocomial** g., hospital g. **presenile spontaneous** g., g. occurring in middle life as a result of thromboangiitis obliterans. **primary** g., g. caused by the direct action of bacteria in not previously necrotic tissues. **pulpy** g., hospital g. **secondary** g., a condition in which putrefactive changes occur consequent upon necrosis due to arterial obstruction or other cause. **senile** g., dry gangrene occurring in the aged in consequence of occlusion of the nutrient artery of the part; it affects especially the extremities. **spontaneous** g., neurotic g. **static** g., venous g., moist g. due to obstruction in the return circulation. **symmetrical** g., g. of corresponding parts on the two sides of the body; it occurs most commonly in Raynaud's* disease. **thrombotic** g., g. due to plugging of the main artery by a thrombus. **trophic** g., g. due to disorder of the trophic nerves of the part; neurotic g. **venous** g., static g. **white** g., death of a part accompanied by the formation of grayish white sloughs.

bone, necrosteon, necrosteosis. cheek, noma, cancer aquaticus, cancrum oris dry, mummification, leucocrosis, necrosis ustilaginea (from ergot). hospital, phagedena nosocomialis, phagedena gangrenosa. liver, hepatocae, hepatonecrosis. lung, necropne-

monia, pneumocace, pneumonocace, moist, sphacelus. mouth, noma, cancer aquaticus, cancrum oris, ulitis septica. skin, necrodermatitis, necrodermitis, sphaceloderma, dermatitis gangrenosa, decubitus (bed-sore), ecthyma gangrenosum, spreading phagedena, symmetrical, Raynaud's disease, tendency to, necropathy. vulva, noma. white, leuconecrosis.

gan'grenous. Relating to or affected with gangrene; mortified.

Gan'ser's symp'tom [Sigbert Joseph Maria *Ganser*, German psychiatrist, *1853.] The giving of an unintelligible answer in reply to a question, the import of which is well understood. *G.'s syndrome*, acute hallucinatory mania, a symptom complex, usually hysterical in origin, of amnesia, disturbances of consciousness, hallucinations, and physical disorders of various kinds.

gar'antose. Saccharin.

Garcin'ia [Laurent *Garcin*, French botanist, *1752.] A genus of trees, of the natural order *Guttiferae*, a species of which, *G. hanburyi*, furnishes gambogia.*

Garde'nia [Alexander *Garden*, English botanist, born in South Carolina, 1730-1791.] A genus of shrubs of the order *Rubiaceae*. The fruits of *G. florida*, *G. grandiflora*, and *G. radicans* are demulcent and refrigerant, and furnish also a yellow dye.

Gar'diner-Brown's test [Alfred *Gardiner-Brown*, English otologist.] If the vibrations of a tuning-fork applied to the mastoid process are heard longer than they can be felt by the fingers (positive test) there is disease of the middle ear; if they cease to be heard by the patient while they can still be felt by the examiner (negative test) there is disease of the middle ear; normally they cease to be heard and to be felt at the same time.

Garel's sign [Jean *Garel*, French physician, *1852.] When an electric bulb is placed in the mouth the light is not perceived by the eye on the same side as an empyema or tumor of the antrum of Highmore.

gar'garism [*G. gargarisma*.] A gargle.

garget (gahr'get). 1. A swelling in the throat in cattle. 2. An inflammation of the udder of a cow, due to injury or to distention with milk.

gargle (gahr'gl) [*L. gargulio*, the throat.] 1. To rinse the fauces by taking fluid in the mouth and forcing the expired breath through it while the head is held far back. 2. A medicated fluid used for gargling; a throat-wash.

Gariel's pessary (gá-re-el') [Maurice *Gariel*, Paris physician, 1812-1878.] A hollow rubber pessary which can be inflated, occurring in the form of (1) a ring or (2) a pear.

Gar'land's curve [George Minott *Garland*, American physician, *1848.] Damoiseau's* curve.

gar'lic. Allium.

Gar'rod's finger-pads [Sir Alfred Baring *Garrod*, London physician, 1819-1907.] Split-pea sized swellings on the interphalangeal knuckles, occurring in the early stages of Dupuytren's* contraction. *G.'s test*, two or three threads are placed in a vessel containing blood-serum acidulated with acetic acid, and the vessel is put aside in a cool place where decomposition will not set in, and allowed to evaporate to about half its volume; the threads are then washed in water to remove any phosphate deposit and examined under the microscope; in the case of gouty serum and in some other conditions, crystals of uric acid will be seen.

gar'rot [Fr. *garroter*, to tie fast.] A form of tourniquet for arresting the flow of blood in a limb by compression with a tight bandage

garrulity (gá-ru'li-ti) [*L. garrulitas*] Loquacious talkativeness. *g. of the vul'va*, the noisy emission of gas from the vagina.

Garr'ya [*Garry*, an employee of the Hudson Bay Company, nineteenth century] A genus of evergreen shrubs. *G. fremontii*, ferrug bush, a shrub of California the leaves of which have tonic and antiperiodic properties; 2. 10-30 (0.6-2.0) of a fluid extract

Gart'ner's cyst [Herman Treschow *Gartner*, Dutch anatomist, 1785-1827.] A cystic tumor arising from *G.'s duct*. *G.'s duct*, one of the tubules of the epoophoron running parallel with the Fallopian tube, ductus* epoophori longitudinalis

gas [a word coined by Van Helmont, a Belgian chemist of the seventeenth century.] A thin, colorless, like air, capable of indefinite expansion, but usually convertible by compression and cold into a liquid. **laugh'ing g.** [so called because its inhalation sometimes excites an hilarious delirium preceding insensibility], nitrous oxide, nitrogen monoxidum, nitrogen* monoxide. **marsh g.** methane. **sew'er g.**, the emanation from a sewer

gas-em'boliism. Air-embolism.

gas'eous. Of the nature of gas.

gas'iform. Gaseous.

Gas'kell's bridge [Walter Holbrook *Gaskell*, English physiologist, *1847.] Atrioventricular bundle* **gas'kin.** The thigh of the horse; the part between the stifle and hock joints.

gasomet'ric. Relating to gasometry. *g. analysis*, the determination of the nature and relative proportion of the gases in a mixture.

gasom'etry [*G. metron*, measure.] The measurement of gases; the determination of the relative proportion of gases in a mixture.

gas-phleg'mon. A cellulitis in which there is a formation of gas in the subcutaneous tissues, gangrenous emphysema.

gasserec'tomy [*Gasserian ganglion*, + *G. ectom.*, excision.] Excision of the Gasserian ganglion, or ganglion* semilunare.

Gasse'rian. Relating to Johann Laurentius *Gasser*, German surgeon (1505-1577), noting the *G. ganglion*, ganglion* semilunare.

Gastein or Wildbad-Gastein, Austria (vilt'badt-gah'stin). Very feebly mineralized waters with radioactive properties, 80° F. to 120° F. Numerous springs. Used by drinking but chiefly by bathing in affections of the nervous system, paralysis, gout, rheumatism, convalescence, neuralgia, hysteria, hypochondriasis, neurasthenia, insomnia, impotence, weak digestion, and diseases of women. **May 1 to September 30** **gasteran'giomphrax'is** [*G. gastr.*, belly (stomach), + *angion*, vessel, + *emphraxis*, obstruction.] Obstruction to the circulation in the blood-vessels of the stomach.

gasterhysterot'omy [*G. gastr.*, belly, + *hyster.*, uterus, + *tomé*, incision.] Cesarean* section **gastradenitis** (gas-trá-den-i('e'tis) [*G. gastr.*, stomach, + *aden*, gland, + *-itis*.] Inflammation of the glands of the stomach.

gastral'gia [*G. gastr(gastr)*, belly (stomach), + *algos*, pain.] Gastrodynia, stomachache.

gastral'gocenosis (gas-tral'go-sen-o'sis) [*G. gastr(gastr)*, belly, + *algos*, pain, + *kenosis*, emptiness.] Pain in the stomach, occurring when the organ is empty and relieved by taking food.

gastraneuria (gas-tran-u'ri-ah) [*G. gastr(gastr)*, stomach, + *a-* priv. + *neuron*, nerve.] A loss of energy in the nerve-supply of the stomach **gastrasthe'nia** [*G. gastr(gastr)*, belly (stomach), + *asthenia*, weakness.] Weakness of the muscular

coat of the stomach or of the digestive function of the organ.

gastrektasia, gastrectasis [G. *gastēr*, belly (stomach), -*ektasis*, extension.] Dilatation of the stomach.

gastrectomy [G. *gastēr*(*gastr*-), stomach, + *ektomē*, excision.] Excision of a part or all of the stomach.

gastric. Relating to the stomach. *g. fever*, acute gastritis. *g. juice*, the digestive fluid secreted by the glands of the stomach; it is a thin, colorless liquid of acid reaction, containing chlorides, phosphates, hydrochloric acid, rennet, and a proteolytic enzyme, *pepsin*.

gastricism (gas'trī-sizm). A disorder of the stomach.

gastrin. A hormone formed at the pyloric extremity of the stomach, the action of which is to excite secretion of the glands at the cardiac end of this organ.

gastritis (gas-trī'(tre')tis) [G. *gastēr*(*gastr*-), belly, + -*itis*.] Inflammation of the stomach.

atroph'ic g., chronic g. with atrophy of the mucous membrane and more or less destruction of the peptic glands. **catarrhal g.**, g. with excessive secretion of mucus. **hypertroph'ic g.**, chronic g. with thickening of the mucous membrane and hyperplasia of the peptic glands. **phleg'monous g.**, severe inflammation, chiefly of the submucous coat, with purulent infiltration of the wall of the stomach. **polypous g.**, a form of chronic g., in which there is irregular atrophy of the mucous membrane with cystic degeneration giving rise to a knobby or polypous appearance of the surface. **sclerot'ic g.**, a fibrous thickening of the walls of the stomach with diminution in the capacity of the organ.

gastrodynamic (gas'tro-ad-i-nam'ik). Noting a weakness of the gastric function; relating to *gastrasthenia*.

gastroanastomosis (gas'tro-an-as-to-mo'sis). The formation of an artificial communication between the cardiac and pyloric extremities of the stomach, in cases of nearly impermeable hour-glass constriction of that organ.

gastrobro'chia [G. *gastēr*(*gastr*-), stomach, + *brōsis*, corrosion.] Perforation of the stomach.

gastrocele (gas'tro-sēl) [G. *gastēr*(*gastr*-), belly, (stomach), + *kēlē*, hernia.] Hernia of a portion of the stomach.

gastrocnemius [G. *gastēr*(*gastr*-), belly, + *knēmā*, leg.] One of the calf muscles; see under *musculus*.

gastrocol'ic. Relating to the stomach and the colon. *g. omentum*, the epiploon, or omentum* majus.

gastrocolitis (gas-tro-ko-li'(le')tis). Inflammation of both stomach and colon.

gastrocolostomy [G. *gastēr*, stomach, + *kōlon*, colon, + *stoma*, mouth.] The formation of a communication between stomach and colon.

gastrocolotomy [G. *gastēr*, stomach, + *kōlon*, colon, + *tomē*, incision.] Incision into stomach and colon; gastrocolostomy.

gastrocolpotomy [G. *gastēr*, belly, + *kolpos*, sinus (vagina)] Gastroelytrotomy.

gastrocystic [L. *gastēr*, belly, + *kystis*, bladder.] Blastodermic vesicle, blastocyst.*

gastrodiaphane (gas-tro-di'ah-fān) [G. *gastēr*, stomach, + *dia*, through, + *phanē*, a light.] A small electric-light bulb passed through an esophageal tube into the stomach.

gastrodiaphanosc'opy [G. *gastēr*, stomach, + *dia*, through, + *phanē*, light, + *skopēō*, I view.] Gastrodiaphany.

gastrodiaphany (gas-tro-di-af'a-nī) [G. *gastēr*, stomach, + *dia*, through, + *phanē*, light.] Examination-

tion of the anterior wall of the stomach by means of the lights and shadows cast by a gastrodia-phane.

gastrodidymus (gas-tro-did'i-mus) [G. *gastēr*, belly, + *didymos*, twin.] A twin monster united at the abdomen which is common to both twins.

gastrodisc. Germinal* disc.

Gastrodiscus hom'inis [G. *gastēr*, stomach, + *diskos*, disc; L. *homo*, gen. *hominis*, man.] *Amphistomum hominis*, an intestinal fluke, rarely found in man, of uncertain pathogenicity.

gastroduodenal (gas-tro-du-od'e-nal). Relating to the stomach and duodenum.

gastroduodenitis (gas-tro-du-o-de-ni'(ne')tis). Inflammation of the stomach and duodenum.

gastroduodenostomy (gas'tro-du'o-de-nos'to-mī) [G. *gastēr*(*gastr*-), stomach, + L. *duodenum* + G. *stoma*, mouth.] Operative establishment of a communication, other than the natural one, between the stomach and the duodenum.

gastrodyn'ia [G. *gastēr*(*gastr*-), belly (stomach), + *odynē*, pain.] Gastralgia, stomachache.

gastroelytrotomy (gas-tro-el-e'trot'o-mī) [G. *gastēr*(*gastr*-), stomach, + *elytron*, vagina, + *tomē*, incision.] Gastrocolpotomy, incision through the abdominal wall into the vagina.

gastroenter'ic [G. *gastēr*, stomach, + *enteron*, intestine.] Relating to both stomach and intestine.

gastroenteritis (gas-tro-en-ter-i'(e')tis) [G. *gastēr*, belly (stomach), + *enteron*, intestine, + -*itis*.] Inflammation of the mucous membrane of both stomach and intestine.

gastroenteroanastomosis (gas'tro-en'ter-o-an-as-to-mo'sis). An artificial opening between the stomach and some non-continuous portion of the intestine.

gas'troen'terocolos'tomy. The operative formation of direct communication between the stomach and the large and small intestines.

gastroenterolog'ist. A specialist in diseases of the stomach and intestine.

gastroenterology (gas-tro-en-ter-ol'o-jī) [G. *gastēr*(*gastr*-), stomach, + *enteron*, intestine, + -*logia*.] The branch of medical science which has to do with the stomach and intestine and their diseases.

gastroenteroplasty (gas-tro-en'ter-o-plas-tī) [G. *gastēr*, stomach, + *enteron*, intestine, + *plastō*, I form.] Operative repair of defects in the stomach and intestine.

gas'troenteropto'sia [G. *gastēr*, stomach, + *enteron*, intestine, + *ptōsis*, a falling.] Downward displacement of the stomach and a portion of the intestine.

gastroenterostomy (gas-tro-en-ter-os'to-mī) [G. *gastēr*, stomach, + *enteron*, intestine, + *stoma*, mouth.] Establishment of an artificial opening between the stomach and the intestine.

gastroenterotomy (gas-tro-en-ter-ot'o-mī) [G. *gastēr*, stomach, + *enteron*, intestine, + *tomē*, incision.] Section into both stomach and intestine; gastroenterostomy.

gas'troepiplo'ic. Relating to the stomach and the greater omentum.

gastroesophageal (gas-tro-e-sō-faj'e-al). Relating to both stomach and esophagus.

gastrofaradiza'tion. The application of a faradic current to the abdomen, or to the stomach.

gastrogalvaniza'tion. The application of a galvanic current to the abdomen, or to the stomach.

gas'trogastro'e'tomy [G. *gastēr*, stomach, + *stoma*, mouth.] Gastroanastomosis.

gas'trograph [G. *gastēr*(*gastr*-), stomach, + *graphē*,

a writing.] An instrument for recording graphically the movements of the stomach.

gastrohelcosis [G. *gastēr* (*gastr-*), stomach, + *helkōsis*, ulceration.] Ulceration of the stomach.

gastrohepatic [G. *gastēr* (*gastr-*), stomach, + *hēpar* (*hēpat-*), liver.] Relating to the stomach and the liver. *g. omentum*, omentum* minus.

gastrohysterectomy [G. *gastēr* (*gastr-*), belly, + *hystera*, uterus, + *ektomē*, excision.] Removal of the uterus through an incision in the abdominal wall; abdominohysterectomy, laparohysterectomy, celiohysterectomy.

gastrohysteropexy [G. *gastēr*, belly, + *hystera*, uterus, + *pēxis*, fixation.] Ventrofixation of the uterus, laparohysteropexy.

gastrohysterorhaphy [G. *gastēr* (*gastr-*), stomach, + *hystera*, uterus, + *raphē*, a stitching.] Gastrohysteropexy.

gastrohysterotomy [G. *gastēr* (*gastr-*), belly, + *hystera*, uterus, + *tomē*, incision.] Incision into the uterus through the abdominal wall, as in cesarean section; abdominohysterotomy, celiohysterotomy, laparohysterotomy.

gastrointestinal (gas'tro-in-tes'ti-nal) [G. *gastēr* (*gastr-*), stomach, + L. *intestinum*.] Gastroenteric.

gastrojejunostomy (gas'tro-je-ju-nos'to-mī) [G. *stoma*, mouth.] Gastronostomy, establishment of a direct communication between the stomach and the jejunum.

gastrokinesograph (gas'tro-ki-nes'o-graf) [G. *gastēr* (*gastr-*), stomach, + *kinēsis*, motion, + *graphē*, a writing.] Gastrograph.

gastrolavage (gas-tro-lā-vazh'). Lavage of the stomach.

gastrolial (gas-tro-li'e-nal) [G. *gastēr*, stomach, + L. *lien*, spleen.] Gastrosplenic. *g. ligament*, see under *ligament*.

gastrolith [G. *gastēr* (*gastr-*), stomach, + *lithos*, stone.] A concretion in the stomach, a gastric calculus.

gastrolithiasis. The presence of one or more calculi in the stomach, with the symptoms associated therewith.

gastrolgist. A specialist in diseases of the stomach.

gastrology. The branch of medical science which has to do with the stomach and its diseases.

gastrolysis [G. *gastēr* (*gastr-*), stomach, + *lysis*, loosening.] Separation of perigastric adhesions.

gastromalacia (gas-tro-mal-a'si-ah) [G. *gastēr* (*gastr-*), stomach, + *malakia*, softness.] Softening of the walls of the stomach.

gastromegaly [G. *gastēr* (*gastr-*), belly, (stomach), + *megas* (*megal-*), large.] 1. Enlargement of the abdomen. 2. Enlargement of the stomach.

gastromelus [G. *gastēr*, belly, + *melos*, a limb.] A monster having a supernumerary limb attached to the abdomen.

gastromenia [G. *gastēr*, stomach, + *mēn*, month.] Gastric hemorrhage occurring as a form of vicarious menstruation.

gastromycosis [G. *gastēr*, stomach, + *mykēs*, fungus.] A fungous growth in the stomach.

gastromyxorrhoea, **gastromyxorrhoea** (gas'tro-miks-or-re'ah) [G. *gastēr*, stomach, + *myxa*, mucus, + *rhoia*, a flow.] Excessive secretion of mucus in the stomach.

gastronostomy (gas'tro-ne-ste-os'to-mī) [G. *gastēr*, stomach, + *nēstis*, jejunum, + *stoma*, mouth.] Establishment of a direct communication between the stomach and jejunum; gastrojejunostomy.

gastroparalysis. Paralysis of the muscular coat of the stomach.

gas'troparasitus [G. *gastēr*, belly, + *parasitos*, parasite.] A twin monster in which the incomplete parasite is attached to, or within, the abdomen of the autosite.

gastropathic. Relating to a disease of the stomach.

gastropathy [G. *gastēr*, stomach, + *pathos*, suffering.] Any disease of the stomach.

gastropariodynia (gas'tro-per-i-o-din'tah) [G. *gastēr*, stomach, + *peridos*, period, + *odynē*, pain.] Periodically recurring pain in the stomach.

gastroptexy [G. *gastēr*, stomach, + *pēxis*, fixation.] Attachment of the stomach to the abdominal wall to prevent prolapse.

gastrophore [G. *gastēr*, stomach, + *phoros*, a bearer.] An appliance for holding the stomach firmly during an operation upon that organ.

gastrophrenic [G. *gastēr*, stomach, + *phrenē*, diaphragm.] Relating to the stomach and the diaphragm. *g. ligament*, a peritoneal fold between the diaphragm and the cardiac end of the stomach.

gastrophthisis (gas'trof-thi'(the')sis) [G. *gastēr*, belly, + *phthisis*, a wasting disease.] Emaciation and weakness due to an abdominal disorder.

gastroplasty [G. *gastēr*, stomach, + *plastō*, I form.] Operative treatment of a defect of any kind in the stomach, such as an hourglass contraction.

gastroplegia [G. *gastēr*, belly (stomach), + *plēgē*, stroke.] Acute dilatation of the stomach.

gastroplication [G. *gastēr* (*gastr-*), stomach, + L. *plicare*, to fold.] Gastroptyxis.

gastropneumonic (gas'tro-nu-mon'ik) [G. *gastēr*, stomach, + *pneumonē*, lungs.] Relating to the stomach and the lungs.

gastroptosis, **gastroptosis** [G. *gastēr*, stomach, + *ptōsis*, a falling.] Downward displacement of the stomach.

gastroptyxis [G. *gastēr*, stomach, + *ptyxis*, a fold.] An operation for reducing the size of the stomach by making a longitudinal fold with the peritoneal surfaces in apposition; gastroplication; gastrorrhaphy.

gastropulmonary [G. *gastēr*, stomach, + L. *pulmo*, lung.] Gastropneumonic, pneumogastric.

gastropylorotomy. Pylorotomy.

gastropyloric (gas'tro-pi-lor'ik). Relating to the stomach as a whole and to the pylorus.

gastrorrhagia [G. *gastēr* (*gastr-*), belly, + *rhagis*.] Hemorrhage from the stomach.

gastrorhaphy [G. *gastēr*, belly, stomach, + *raphē*, a stitching.] 1. Suture of a perforation of the stomach. 2. Gastroptyxis, gastroplication. 3. Suture of a wound in the abdominal wall.

gastrorrhoea, **gastrorrhoea** (gas-tror-re'ah) [G. *gastēr*, stomach, + *rhoia*, a flow.] Excessive secretion of gastric juice, *gastrosuccorrhoea*, or of mucus, *gastromyxorrhoea*, by the stomach.

gastroscoping [G. *gastēr*, belly, + *skopos*, trumpet, + *tomē*, incision.] Incision into the Fallopian tube after an abdominal section.

gastrosean. Trade name of a white insoluble powder said to be the bisulphate of bismuth; recommended in cases of atony of the stomach with hypersecretion, in doses of gr. 12 (0.8).

gastrostoma (gas-tros'to-ma) [G. *gastēr*, belly, + *stoma*, a fissure.] A congenital fissure in the abdominal wall, usually with protrusion of the viscera.

gastroscopy [G. *gastēr*, belly, stomach, + *skopos*, I examine.] A device for inspecting the interior of the stomach.

gastroscopic. Relating to gastroscopy.

gastroscopy. Examination of the interior of the stomach.

gastrostoma. A disorder of the stomach, gastropathy

gastrospasm. Spasmodic contraction of the walls of the stomach.

gastrosplenic [*G. gastēr*, stomach + *splēn*, spleen.] Relating to the stomach and the spleen. *g. ligament*, *g. omentum*, ligamentum gastrosplenicale [BNA].

gastrostaxis [*G. gastēr*, stomach, + *staxis*, trickling.] Oozing of blood from the mucous membrane of the stomach.

gastrostenosis (*gas'tro-sten-o'sis*) [*gastēr*, stomach, + *stenōsis*, narrowing.] Diminution in size of the cavity of the stomach.

gastrostomize. To establish a gastric fistula.

gastrostomosis. Gastrostomy.

gastrostomy [*G. gastēr*, stomach, + *stoma*, mouth.] The establishment of an artificial opening into the stomach.

gastrosuccorhea, gastrosuccorrhoea (*gas'tro-suk-or-re'ah*) *G. gastēr*, stomach, + *L. succus*, juice, + *G. rhoia*, a flow.] Excessive secretion of the gastric juice. Reichmann's disease. *g. muco'sa*, *gastromyxorrhoea*.

gastrothoracodymus (*gas'tro-tho-rä-kod'i-mus*) [*G. gastēr*, belly, + *thōrax*, chest, + *didymos*, twin.] Gastrothoracopagus.



GASTROTHORACOPAGUS DIPYGUS, DIPYGUS PARASITICUS.

gastrothoracopagus (*gas'tro-tho-rä-kop'a-gus*) [*G. gastēr*, belly, + *thōrax*, chest, + *pagos*, joined.] A twin monster joined at thorax and abdomen. *g. dipygus*, an unequal twin monster, the parasite, consisting of pelvis and lower extremities only, or occasionally arms as well, being attached to the lower part of the thorax and abdomen of the auto-site; *dipygus parasiticus*.

gastrotome [*G. gastēr*, stomach, + *tomē*, incision.] A knife for incising the stomach.

gastrotomy [*G. gastēr*, stomach, + *tomē*, incision.] Incision into the stomach.

gastrotoxic. Poisonous or toxic in relation to the mucous membrane of the stomach. *g. serum*, a serum prepared by injecting an emulsion of the gastric cells of one animal into another animal, the blood-serum of the injected animal becoming poisonous to the gastric mucous membrane of the species of animal from which the cells were obtained.

gastrotoxin. A cytotoxin specific for the cells of the mucous membrane of the stomach.

gastrotrachelotomy (*gas-tro-trak-el-ot'o-mi*) [*G. gastēr*, belly, + *trachēlos*, neck, + *tomē*, incision.] Abdominal section with incision into the cervical

portion of the pregnant uterus; a method of cesarean section.

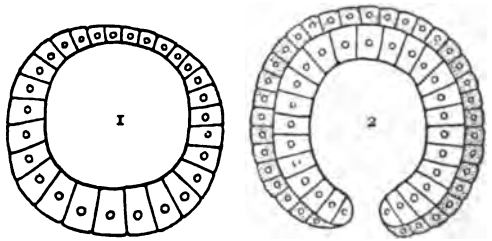
gastrotubotomy (*gas'tro-tu-bot'o-mi*) [*G. gastēr*, belly, + *L. tuba*, trumpet, + *G. tomē*, incision.] Gastrosalpingotomy.

gastrotyimpanitis (*gas-tro-tim-pan-i'(e')tēz*) [*G. gastēr*, stomach, + *L. tympanum*, drum, + *G. -itis*.] Distention of the stomach with gas.

gastrox'ia [*G. gastēr*, stomach, + *oxys*, acid.] Excessive acidity of the gastric juice, *gastroxyn-sis*.

gastroxynsis (*gas-trok-sin'sis*) [*G. gastēr(gastr-)*, stomach, + *oxynō*, I make acid.] Intermittent hyperchlorhydria.

gast'rula [*L. dim.* of *G. gastēr*, belly.] The embryo in the stage of development following the blastula, consisting of a sac with double wall. *endoderm* and *ectoderm*, the cavity being the *archenteron*. See cut in the next column.



BLASTULA (1) AND GASTRULA (2) STAGES OF THE EMBRYO.

gastru'ation. The invagination of the blastula wall, forming the gastrula.

gath'er. To suppurate, come to a head; said of a boil when maturing.

gath'ering. 1. The formation of pus in a boil or abscess. 2. A circumscribed collection of pus, a boil, carbuncle, or abscess.

gat'ism [*Fr. gâtisme*.] Incontinence of urine or feces.

gatopho'bia [*G. gatos*, cat, + *phobos*, fear.] A morbid dislike or fear of cats.

Gaucher's disease' (*go-sha'*) [Philippe Charles Ernest Gaucher, French physician, *1854.] A form of splenomegaly in which a cross-section of the organ presents a reddish gray appearance with numerous scattered whitish streaks and points composed of epithelial or endothelial cells; the symptoms are those of splenic anemia.

gaultheria (*gawl-the'ri-ah*). Wintergreen, partridge berry, the dried leaves of *Gaultheria procumbens*; the medicinal product is the oil, which see under *oleum*.

gaul'therin. A glucoside, $C_{11}H_{16}O_8 + H_2O$, from the bark of several species of *Betula*, birch; it occurs in colorless soluble needles, yielding methyl salicylate on decomposition.

gaulther'olin. Synthetic methyl salicylate, or oil of wintergreen.

gauze (*gawz*) [*Fr. gaze*.] A thin, loose-meshed cloth, employed in bandages or wound dressings, when sterilized or impregnated with antiseptics.

gavage (*gā-vazh'*) [*Fr. gaver*, to gorge fowls.] Feeding by the stomach-tube.

Gavard's muscle (*gā-var'*) [Hyacinthe Gavard, French anatomist, 1753-1802.] Oblique fibers in the muscular coat of the stomach.

Gawalowski's test (*gav-al-ov'ske*). For sugar in the urine: the presence of sugar is indicated by a blue color on adding ammonium molybdate to the urine and heating to the boiling point.

Gayet's disease' (ga-ya') [Prudent Gayet, French army surgeon, contemporary.] A disease very similar to the sleeping sickness.

gayle (gäl). 1. Puerperal septicemia in sheep. 2. A skin lesion of the hand, one-half to one inch in diameter, of a grayish blue color surrounded by a reddish areola, accompanied by swelling of the hand and enlargement of the axillary glands; it occurs in those who have handled the bodies of sheep dead of gayle. The specific microorganism of g. has been called by Klein, *Staphylococcus hemorrhagicus*.

Gaylord and Gu'lick Min'eral Springs, Pennsylvania. Sulphated-acid-chalybeate waters. Contain appreciable quantities of manganese, nickel, and cobalt. Two springs. Used by drinking and locally in anemia, dyspepsia, intestinal disorders, and general debility. The astringent and stimulant effects are utilized locally by spray, gargle, douche, and lotion.

Gay-Lussac's law (ga-lü-sak') [Louis Joseph Gay-Lussac, Parisian chemist, 1778-1850.] All gases expand equally on heating, namely for every degree centigrade $\frac{1}{273}$ of their volume at 0°, and they contract in the same measure on cooling.

Ge. Chemical symbol of germanium.

Gegenbauer's cells (ga'gen-bow-er) [Carl Gegenbauer, German anatomist, 1826-1903.] Osteoblasts.

Geigel's reflex (gi'gel) [Richard Geigel, German physician, *1859.] On gently stroking the inner side of the thigh there is a contraction of the muscular fibers at the upper edge of Poupart's ligament, the analogue in woman of the cremasteric reflex.

Geilnau, Germany (gil'now). Alkaline waters. Used as table water.

Geissler's test (gis'ler) [Ernst Geissler, German physician, nineteenth century.] For albumin in the urine: two bits of filter paper, impregnated, respectively, with citric acid and with a mixture of corrosive sublimate and potassium iodide, are dropped into the urine; albumin, if present, will be precipitated.

Geissler's tubes (gis'ler) [Heinrich Geissler, German mechanician, 1814-1879.] Tubes of various shapes, made of thin glass and filled with very attenuated gases, with two platinum electrodes sealed into the glass; see *Crookes' tube*.

gel (jel) [abbr. of *gelatinized colloid*.] A solidified jelly-like colloid.

gelanth, gelanthum (jel'an-th, jel-an'thum) A mixture of gelatin, tragacanth, thymol, and glycerin, employed as a vehicle for the application of drugs to the skin.

gelatin, gelatine (jel'a-tin) [L. *gelatus*, congealed.] Gelatinum, a derived protein formed from the collagen of the tissues by boiling in water. Glue, size, and isinglass are forms of gelatin. It swells up when put in cold water, but dissolves only in hot water. It has been employed hypodermically as a hemostatic and to promote coagulation in the treatment of aneurysms. **glyc'erinat'ed g.**, gelatinum glycerinatum. **Japanese' g.**, agar-agar. **nu'trient g.**, a culture medium consisting of bouillon with 10 per cent. of gelatin added. **veg'etable g.**, a substance similar to or identical with gelatin, obtained from gluten. **Wharton's g.**, Wharton's jelly, the mucoid tissue of the umbilical cord.

gelatinif'erous [gelatin + L. *ferre*, to bear.] Producing or containing gelatin.

gelatiniza'tion. Conversion into gelatin or a substance resembling it.

gelatinize (jel'a-tin-iz). 1. To convert into gelatin. 2. To become gelatinous.

gelat'inoid [gelatin + G. *oidos*, resemblance] 1. Resembling gelatin. 2. Gelatinous.

gelatinosa (jel-at'ti-nö'sah). Substantia* gelatinosa Rolando's substance.

gelat'inous. 1. Relating to gelatin. 2. Jelly-like.

gelat'i-num [L. *gelatus*, frozen.] (U.S., Br.) Gelatin prepared by the action of boiling water on various animal tissues, such as bones, ligaments, hoofs, horns, etc.; used in pharmacy for coating pills, making plasters, troches, capsules, etc.; employed in medicine as a hemostatic: locally applied or given hypodermically, and also in the treatment of aneurysm. **g. chon'dri** (N.F.). Irish moss gelatin, extracted from Irish moss, used to make the mucilage of Irish moss which is employed as a substitute for gum arabic in making emulsions. **g. glycerina'tum** (U.S.). glycerinated gelatin, glycerogelatin, glycerin jelly, made of equal parts of gelatin and glycerine, a firm mass liquefying at gentle heat; employed as a vehicle for suppositories and urethral bougies and for the glycerogelatina of the N.F.

gel'atol. Trade name of a mixture of gelatin, glycerin, oil, and water, used as a base for medicinal ointments.

gel'atose. A hydrolytic product of gelatin.

Gellé test (zhel-a') [Marie Ernest Gellé, Paris aurist, *1834.] A vibrating tuning-fork is applied over the mastoid process; if it is heard, the air in the external auditory canal is compressed, thereby fixing the stapes in the oval window, and the sound ceases to be heard, but is again perceived if the air pressure is removed; a test of the mobility of the ossicles.

gel'ose. The gelatinous constituent of agar-agar.

gelother'apy [G. *gelös*, laughter, + *therapeia*, treatment.] Treatment of certain morbid states by inducing hilarity.

gelsemine (jel'sé-mén). A crystallizable alkaloid derived from gelsemium; it has been employed as a mydriatic in a solution of gr. 8 in \mathfrak{z} i.

gelseminine (jel-sem't-nén). An amorphous alkaloid derived from gelsemium.

gelsemium (jel-se'ml-um, gel-sem't-um). (U.S.) The rhizome and roots of *Gelsemium sempervirens*, yellow jasmine; employed as a sedative and antispasmodic in doses of gr. $\frac{1}{4}$ -1 (0.03-0.06).

gelse'miumism. Chronic gelsemium poisoning.

gelsem'perin. A concentration product from *Gelsemium sempervirens*, used in cerebral congestion and in the delirium of fever, in doses of gr. $\frac{1}{4}$ -1 (0.015-0.06).

Gély's suture (zha-le') [Jules Aristide Gély, French surgeon, 1806-1861.] A cobbler's suture employed in closing intestinal wounds.

gemell'us [L. dim. of *geminus*, a twin.] See *umbilicus musculus*.

geminate (jem'i-nät) [L. *geminatus*, double, paired.] Occurring in pairs, paired.

geminat'ion [L. *geminus*, twin.] The development of two teeth in a single sac, the follicle containing twin germs.

gem'inous. Relating to gemination, noting the growth of two teeth, separate or fused, where normally but one would develop.

gemma (jem'ah) [L. bud.] Any bud-like or bulb-like body, especially a taste-bud or end-bud.

gemination (jem-ma'shun) [L. *gemma*, a bud.] Budding, a form of fission in which the parent cell does not divide, but puts out a bud-like process (daughter cell) of small size, containing its proportion of chromatin, which then separates and begins an independent existence.

gemmaule (jem'ül) [L. *gemmaula*, dim. of *gemma*, bud.]

1. Micella. 2. A small bud which projects from the parent cell, and finally becomes detached forming a cell of a new generation. 3. One of a number of minute spherical enlargements sometimes present on the dendrites of a nerve-cell. 4. Determinant.

gen (jen) [G. *gennaō*, I produce.] The agent of hereditary transmission of characteristics; gene.

gēna [L.] Cheek, the side of the face.

gēnal. Relating to the gena, or cheek.

gene (jēn) [G. *gennaō*, I produce.] The factor in one or both of the gametes which determines a certain character in the resulting zygote; gen.

gēneous (je-ne-oj'en-us) [G. *genea*, birth, + *gennaō*, I produce.] Of parental origin, noting an infection acquired by the fetus in utero from the mother; congenital.

gēnera. Plural of *genus*.

gēneral [L. *genus* (*gener-*), race, family.] Universal, relating to a genus or large class; relating to the entire body, not local.

gēneralize. To render or to become general; to become systemic, noting a primarily local disease.

gēnerate [L. *generare*, to beget.] 1. To produce. 2. To procreate.

gēnerat'ion [L. *generare*, to beget.] 1. Procreation, reproduction. 2. Offspring. **altér'nate g.**, a succession of generations of individuals like and unlike the original parents, or an alternation of sexual and non-sexual generations. **asex'ual g.**, **non-sex'ual g.**, reproduction by fission, gemmation, or in any other way without union of the male and female cell, or conjugation; parthenogenesis. **sex'ual g.**, reproduction by conjugation, or the union of male and female cells. **spontáneous g.**, the assumed origin of living matter *de novo*, or from the vitalization of non-living matter.

gēnerative. Relating to generation.

gēner'ic. 1. Relating to a genus. 2. General. 3. Characteristic or distinctive.

gēnēral. Relating to generation.

gēnēalogy (jen-e-sl-o'lo-jī) [G. *genesis*, generation, + *-logia*.] The branch of science which has to do with generation or reproduction.

gēnēsis [G.] Generation, procreation, production, origin.

gēnētic. Relating to genesis, origin, or generation.

gēnet'ics (je-net'iks). The branch of science which deals with natural development, as distinguished from *eugenics*, or the science of development through artificial selection.

Gene'va Conven'tion. An international agreement formed at meetings in Geneva, Switzerland, in 1864 and 1906, relating to the safeguarding of the wounded in battle, of those having the care of them, and of the buildings in which they are being treated. The direct outcome of the first of these meetings was the establishment of the Red Cross Society.

Gene'va Lith'ia Spring, New York. Lithiated-alkaline-saline-chalybeate waters. Used by drinking in rheumatism, gout, anemia, dyspepsia, renal and vesical calculus, the uric-acid diathesis, Bright's disease, and general debility.

Gēngou's phenom'enon or reac'tion (zhōn-goo') [O. Gēngou, French bacteriologist, contemporary.] Fixation of complement; the removal of all alexin, or complement, from fresh serum by the addition of a compound of a precipitin with its antigen; see Bordet-Gēngou phenomenon.

Gēngou-Moreschi phenom'enon (zhōn-goo' mor-es'ke) [Carlo Moreschi, Italian pathologist, contemporary.] Bordet-Gēngou phenomenon.

gēn'al [G. *geneion*, chin.] Relating to the chin.

g. tu'bercle, a small nodule on the posterior surface of the arch of the mandible on either side of the symphysis, spina mentalis [BNA].

gē'nian. Genial.

geniculate, geniculated (jen-ik'u-lāt, jen-ik'u-la-ted) [L. *geniculare*, to bend the knee.] Kneel, bent like a knee.

genic'ulum [L. dim. of *genu*, knee.] 1. A small genu or angular knee-like structure. 2. A knot-like structure. **g. ner'vi facia'lis**, external knee of the facial nerve, a rectangular bend of the facial nerve in the facial canal where it turns backward on the inner side of the tympanum.

gē'niohyogloss'us [G. *geneion*, chin, + *hyoidēs*, y-shaped, hyoid, + *glōssa*, tongue.] See under *musculus*.

geniohyoideus (je'nī-o-hi-o-id'e-us) [G. *geneion*, chin, + *hyoidēs*, y-shaped, hyoid.] See under *musculus*.

gē'nion [G. *geneion*, chin.] The tip of the spina mentalis, a point in craniometry.

gē'nioplasty [G. *geneion*, chin, cheek, + *plassō*, I form.] Genyplasty. 1. Reparative, or plastic, surgery of the chin. 2. Plastic surgery of the cheek.

genista (jen-is'tah). Broom, the whole plant *Genista tinctoria*, employed as a diuretic in cardiac and renal dropsy in doses of 3-5 (8.0-20.0) of a fluid-extract, and externally in erysipelas.

gēn'ital. Relating to reproduction, or generation.

genita'lia [L. neut. pl. of *genitalis*, genital.] The genitals.

gēn'itals. The organs of generation, the reproductive organs.

gēn'itocrur'al. Genitofemoral, noting the nervus genitocruralis, or nervus genitofemoralis [BNA].

genitofem'oral. Genitocrural, relating to the genitalia and the thigh, noting the nervus genitofemoralis.

genitourinary (jen-i-to-u'rī-na-rī). Urogenital, relating to reproduction and to urination, noting the organs concerned in these functions.

gē'nus epidēm'icus. The influence, atmospheric, telluric, or cosmic, or the combination of any two or three, anciently regarded as the cause of epidemic and endemic diseases.

Gennari's band (jen-nah're) [Francisco Gennari, Italian anatomist, eighteenth century.] The outer reinforced portion of Baillarger's band, especially in the region of the cuneus; same as Vicq-d'Azyr's band.

gentian (jen'shyan). See *gentiana*. **g. an'lline wa'ter**, g. violet with saturated aniline water, a more effective stain than simple g. violet. **g. vi'olet**, a purple aniline dye, used as a bacterial stain.

gentiana (jen-shī-a'nah, jen-shī-an'ah). (U.S.) Gentian, *gentianae radix* (Br.), gentian root, the dried rhizome and roots of *Gentiana lutea*, an herb of southern and central Europe; a simple bitter, employed in loss of appetite and dyspepsia in doses of gr. 10-30 (0.6-2.0).

gentian'ic acid. Gentisin.

gentianin (jen'shyan-in). Gentisin.

gentianophil, gentianophile (jen-shī-an'o-fil, jen-shī-an'o-fil) [*gentian* + G. *philos*, fond.] Staining readily with gentian violet.

gentianoph'ilous. Gentianophil.

gentiopicroin (jen'shyo-pik'rīn). A glucoside, $C_{20}H_{30}O_{11}$, obtained from gentian.

gentis'ic acid. Gentisin.

gēn'tisin. Gentianin, gentianic acid, gentisic acid, $C_{11}H_{16}O_6$, a pale yellow powder obtained from gentian.

ge'nu, gen. *ge'nus*, pl. *gen'ua* [L.] 1. The knee. 2. Any structure of angular shape resembling a flexed knee. **g. cap'sula inter'næ**, genu, or knee, of the internal capsule, the obtuse angle, opening laterally in the horizontal plane, formed by the union of the two limbs, pars frontalis and pars occipitalis, of the internal capsule. **g. cor'poris callo'si**, knee of the corpus callosum, the anterior extremity of the corpus callosum which here folds downward and backward on itself, terminating in the rostrum. **g. extor'sum**, **g. varum**. **g. ner'vi facia'lis**, genu, internal knee, of the facial nerve, the fibers of the root of the facial nerve curving around the abducens nucleus in the pons. **g. recurva'tum**, a condition of superextension of the knee, the lower extremity making a curve with concavity looking forward. **g. val'gum**, knock-knee, in-knee; a deformity marked by abduction of the leg in relation to the thigh, the knee forming an angle with outer surface looking toward its fellow. **g. va'rum**, bowleg, **g. extorsum**, an outward bowing of the legs.

genuclast (je'nu-klast) [L. *genu*, knee, + *G. klastos*, broken.] An instrument for breaking up adhesions in ankylosis of the knee-joint.

ge'nucu'tal [L. *genu*, knee, + *cubitum*, elbow.] Relating to the knees and the elbows, noting the knee-elbow position.*

genupectoral (je-nu-pek'to-ral) [G. *genu*, knee, + *pectus* (pector-), breast, sternum.] Relating to the knees and the chest, noting the knee-chest position.*

ge'nus [L. race.] In natural history classification, the division between the *order* (or *family*) and the *species*.

genyantralgia (jen-e-an-tral'ji-ah) [G. *genys*, cheek, + *antron*, cave, + *algos*, pain.] Pain in the antrum of Highmore.

genyantritis (jen-e-an-tri' (tre')tis) [G. *genys*, cheek, + *antron*, cave, + *-itis*.] Inflammation of the antrum of Highmore.

genyantrum (jen-e-an'trum) [G. *genys*, cheek, + *antron*, cave.] Antrum of Highmore, maxillary sinus.

gonychioplasty (jen-i-ki'lo-plas-ti) [G. *genys*, cheek, + *cheilos*, lip, + *plastō*, I form.] Reporative surgery of the cheek and lip.

gonyplasty [G. *genys*, jaw cheek, + *plastō*, I form.] Genioplasty. 1. Reporative, or plastic, surgery of the cheek. 2. Plastic surgery of the lower jaw.

geode (je'od) [a hollow pebble containing quartz crystals.] A lymph space, or cavity connected with the general lymphatic system.

ge'oform. Creoform, kreiform, a colorless insoluble powder obtained by the action of formaldehyde upon guaiacol; employed as an antiseptic dusting powder.

geoph'a'gia, **geoph'agism**. Geophagy.

geophagist (je-of'a-jist) [G. *gē*, earth, + *phagō*, I eat.] An earth-eater, dirt-eater.

geophagy (je-of'a-ji) [G. *gē*, earth, + *phagō*, I eat.] The practice of eating dirt or clay; earth-eating, dirt-eating.

geosote (je'o-sōt). Guaiacol valerianate.

geotax'is [G. *gē*, earth, + *taxis*, orderly arrangement.] A form of positive barotaxis in which there is a tendency to growth or movement toward or into the earth; geotropism.

geot'ropism [G. *gē*, earth, + *tropē*, a turning.] Geotaxis.

geraniin (jer-an'i-in). An eclectic concentration from the rhizome of *Geranium maculatum*; a brown

powder employed in the treatment of diarrhea and dysentery in doses of gr. 1-1 (c 0.6-0.2).

Geranium [G. *geranion*, a crane's bill.] A genus of herbs of the natural order *Geraniaceæ*. **G. macula'tum**, geranium (U.S.). **G. robertia'nus**, mountain geranium, herb Robert, fox geranium; the entire herb is used in decoction, in domestic medicine, as a gargle in catarrhal sore-throat. **geranium** (je-ra'ni-um) (U.S.). The dried rhizome of *Geranium maculatum*, spotted cranesbill; stringing, employed internally and as an injection, dose, gr. 20-30 (1.3-2.0).

Gerdy's fibers (zher-de') [Pierre Nicolas Gerdy, Parisian surgeon, 1797-1856.] A thin fibrous band stretching across the roots of the palmar surface of the four fingers, the superficial transverse ligament of the fingers. **G.'s fontanel**, sagittal fontanel.* **G.'s hyoid fossa**, trigonum caroticum. **G.'s interauricular loop**, a muscular fasciculus in the interauricular septum of the heart, passing backward from the auricular ventricular groove. **G.'s ligament**, an aponeurotic band bounding the anterior fold of the axilla. **G.'s tubercle**, a tubercle on the outer side of the upper end of the tibia giving attachment to the femoral aponeurosis and some fibers of the tibialis anterior muscle.

gerontology, **geræology** (je-re-ol'o-ji) [G. *geronios*, old, + *-logia*.] The branch of medicine which treats of the physiology and pathology of old age; gerontology.

Gerhardt's reaction (zher-hart') [Charles Frédéric Gerhardt, Parisian chemist, 1816-1856.] On the addition of a few drops of a solution of perchloride of iron to urine containing diacetic acid, a burgundy-red color is produced. **G.'s test for urobilin** in the urine; the urobilin is extracted with chloroform and then treated with indine and potassic hydrate, a fluorescent green color being produced.

Gerhardt's sign (ger'hart) [C. J. Gerhardt; Berlin physician, 1833-1903.] 1. The tympanitic resonance on percussion over a pulmonary cavity the long diameter of which is from before backward, is of lower pitch when the patient sits than when he lies; if the long diameter is from above downward, the reverse is the case. 2. Immobility of the larynx in dyspnea due to aortic aneurysm.

Gerhardt-Se'mon law [C. J. Gerhardt; Sir Felix Semon.] In cases of slight lesion of the recurrent laryngeal nerve, the vocal cord lies in a position between abduction and adduction.

geriatrics (je-ri-at'riks) [G. *gerōn*, an old man, + *iatrikē*, medical treatment.] Treatment of the diseases of old age.

ger'il bread. A bread, recommended in diabetes and constipation, containing about 7½ per cent protein and 9½ per cent. reducing sugar.

Gerlach's network (ger'lahkh) [Joseph von Gerlach, German anatomist, 1820-1896.] A network formed by the apparent anastomosis of the dendrites of the spinal cord cells. **G.'s tonsil**, Eustachian tonsil.* **G.'s valve**, a fold of mucous membrane, simulating a valve, sometimes found at the origin of the vermiform appendix.

Gerlier's disease (zher-le-a') [Felix Gerlier, Swiss physician, *1840.] Paralyzing vertigo, an affection, endemic among Swiss cowherds, marked by pains in the head and neck, disturbances of vision with ptosis, vertigo, and temporary weakness or paresis of the extremities.

germ (jurm) [L. *germen*, a sprig.] 1. A rudiment, the earliest trace of an embryo. 2. A microbe.

germa'nium [L. *Germania*, Germany.] A grayish white metallic element, symbol Ge, atomic weight 72.5.

germ-cell. Ovum.

germ-disc. Germinal* disc.

germ-disease. Any disease due to a microorganism.

germicid'al. Destructive to germs.

germicide (jur'ml-sid) [L. *germen*, germ, + *cadere*, to kill.] 1. Germicidal. 2. An agent which is destructive to germs or microbes.

germicult'ure [L. *germen*, germ, + *cultura*, cultivation.] The cultivation of microbes.

germifuge (jur'ml-fūj) [L. *germen*, germ, + *fugare*, to chase away.] Driving away germs, germicide.

germinal (jur'ml-nal). Relating to a germ or to germination. **g. disc.** germ-disc, gastrodisc, a little heap of cells of the endoderm adherent to the interior of the ectoderm in a gastrocystis. **g. rod.** sporozoite. **g. ves'icle.** Purkinje's vesicle, the nucleus of a mammalian ovum.

germina'tion [L. *germinare*, to bud, sprout.] 1. The formation of an embryo from an impregnated ovum. 2. The sprouting of the seed of a plant.

germinative. Relating to germination.

germ-plasm. The substance in the nuclei of the germinal cells of the ovary and testicle resulting from the *duplicative* division of the cells of the ovum; by this is meant a division whereby each segment is made up of equal and similar determinants and is thus possessed of the same character and capacity as the ovum itself; the id or part of a germ-cell containing the hereditary principle, idioplasm.

germ-ves'icle. Gastrocystis, blastodermic vesicle.*

gerocomia (je-ro-ko'ml-ah) [G. *gerōn*, an old man, + *komō*, I take care of.] The hygiene of old age.

geroderma (je-ro-dur'mah) [G. *gerōn*, an old man, + *derma*, skin.] 1. The atrophic skin of the aged. 2. A cutaneous dystrophy in which the skin is thinned and wrinkled like that in old age.

Gerolstein, Prussia (ger'ol-stin). Alkaline-carbonated waters. Used by drinking for the antacid and diuretic effects.

geromasmus (je-ro-mar-az'mus) [G. *gerōn*, an old man, + *marasmos*, a wasting.] Senile atrophy or wasting.

geromorph'ism [G. *gerōn*, an old man, + *morphē*, form.] A condition of premature senility.

gerontology [G. *gerōn* (geront-), an old man, + *-logia*.] The science of the physiological and pathological changes incident to old age.

gerontoxon (je-ron-tok'son) [G. *gerōn*, an old man, + *xōn*, bow.] Arcus senilis.

Gerota's cap'sule (ja-ro'tah). The perirenal fascia.

gestation (jes-ta'shun) [L. *gestatio*, from *gestare*, to bear.] Pregnancy, fetation. **ectop'ic g.**, development of the impregnated ovum at some point outside of the uterine cavity; for the varieties of ectopic g., see under *pregnancy*.

Ges'vett's network. A reticulation of the medullary sheath of a nerve-fiber, probably an artefact.

Gett'yburg Springs, Pennsylvania. "Katolysine" and "Lithia" springs. Waters of the former alkaline-calcic; also traces of sulphate of strontium, carbonate of copper, alumina, carbonate of nickel, carbonate of cobalt, and sulphate of barium are found. Used by drinking in rheumatism, gout, dyspepsia, catarrh of the stomach, and gravel.

ghat'i gum [East Indian.] Gummi indicum.

Ghilarducci's reaction (ge-lar-doo'che) [Francesco Ghilarducci, Italian physician, contemporary.] Contraction of the muscles of a limb when the

active electrode is placed at a distance from them (as at the wrist in the case of the forearm); it persists after the other reactions have been lost.

Giacomini's band (jah-ko-me'ne) [Carlo *Giacomini*, Italian anatomist, 1841-1898.] A grayish band of gelatinous appearance forming the anterior extremity of the fascia dentata hippocampi.

Giannuzzi's cells, G.'s *cres'cents*, G.'s *dem'ilunes* (jahn-noot'tse) [*Giannuzzi*, Italian anatomist, nineteenth century.] Marginal corpuscles, Heidenhain's demilunes, small flattened granular cells lying between the basement membrane and the secreting cells of a mucous gland.

gi'ant [G. *gigas*, pl. *gigantes*.] 1. A person of abnormally large size. 2. Noting anything of disproportionately large size.

gi'ant-cell. A cell of large size, often with many nuclei; a syncytium.

gi'ant-co'lon. Excessive dilatation of the colon; Hirschsprung's disease, megacolon.

gi'antism. Gigantism, a condition of abnormal size, or overgrowth, of the entire body or of any of its parts.

Gib'bon's her'nia or *hy'drocele* [Quinton V. *Gibbon*, American surgeon, 1813-1894.] Hydrocele complicated with a voluminous hernia.

gibbos'ity (gib-os'i-ti) [L. *gibbosus*, humped.] 1. A hump or gibbus. 2. The state of being humped or hump-backed.

gibbous (gib'us) [L. *gibbosus*.] Humped, hump-backed.

gibbus (gib'us) [L.] A hump, a hunch; the projection in angular deformity of the spine; the deformity of Pott's* disease.

Gibert's disease' (zhe-bair') [Camille Melchior *Giberti*, Parisian physician, 1797-1866.] Pityriasis rosea.

Gibral'tar fe'ver. Malta fever.

Gib'son's ban'dage [Kasson C. *Gibson*, New York dentist, contemporary.] A bandage, resembling Barton's bandage, for retaining the bone in fracture of the lower jaw.

gid (giddy). Stagger, or sturdy, in sheep.

gid'diness Vertigo.

gid'dy. Dizzy, suffering from vertigo.

Giemsa stain (gēm'zah) [G. *Giemsa*, Hamburg bacteriologist, contemporary.] A stain for demonstrating Negri bodies, the malarial organisms, spirochetes, and other protozoans; compound of azur II-eosin, 30; azur II, 0.8; chemically pure glycerin and chemically pure methyl alcohol, each 250.0.

Gierke's cor'puscles (gēr'keh) [Hans Paul Bernhard *Gierke*, German anatomist, 1847-1886.] Hassall's* concentric corpuscles. G.'s *respi'ratory bun'dle*, tractus solitarius.

Giesshuebl-Puchstein or **Giesshuebl-Sauerbrunn**, Bohemia (gēs'hü-bl-pookh'stīn, gēs'hü-bl-zow'er-brūn). Alkaline-carbonated water. Used by drinking and bathing in dyspepsia, heartburn, intestinal catarrh, piles, and gout.

Giff'ord's re'flex [Harold *Gifford*, American ophthalmologist, *1858.] Contraction of the pupils when an attempt is made to close the eyes while the lids are held open. G.'s *sign*, difficulty in everting the upper eyelid in the early stages of Graves' disease.

gigantism (ji-gan'tizm). Giantism, abnormal greatness of size.

gigan'toblast [G. *gigas*, giant, + *blastos*, germ.] A large erythroblast, or nucleated red blood-corpuscle.

gigantochromoblast (ji-gan'to-kro'mo-blast) [G. *gi-*

gas, giant, + *chrōma*, color, + *blastos*, germ.] Gigantoblast.

gigantocyte (ji-gan'to-sit) [G. *gigas*, giant, + *kytos*, cell.] 1. A giant cell. 2. An abnormally large erythrocyte.

gigantosoma (ji-gan-to-so'mah) [G. *gigas* (gigant-), giant, + *sōma*, body.] Giantism, gigantism.

Gigli's operation (jèl'ye) [L. *Gigli*, Italian gynecologist, 1863-1908.] Hebotomy. G.'s saw, a chain saw for use in hebotomy.

Gila monster (he'lah) [*Gila*, a river in Arizona.] A large poisonous lizard, *Heloderma suspectum* and *H. horridum*, of New Mexico, Arizona, and northern Mexico.

Gi'bert's sign (zhèl-bair') [Augustin *Gilbert*, French physician, *1858.] Opiuria, indicating cirrhosis of the liver.

Gil'christ's myco'sis [Thomas Casper *Gilchrist*, American physician, *1862.] Blastomycosis.

Gilgit, India. Noted as pure water. Coolies who drink this water are not affected with goiter.

Gill's table [Charles *Gill*, actuary of the N. Y. Mutual Life Insurance Company, 1805-1855.] The first American life table, now superseded by the American Experience Table.*

gill-cleft. A branchial* cleft.

gillenia (ji-le'ni-ah) [Arnold *Gill*, a German botanist.] False ipecac, Indian physic, Bowman's root; the rhizome and roots of *Porteranthus trifolius* and *P. stipulatus*, an herb of the eastern slope of the Allegheny mountains; expectorant and tonic in doses of gr. 2-5 (0.13-0.3), and emetic in doses of gr. 20-30 (1.3-2.0).

gillenin (jil'e-nin). A bitter principle from gillenia, possessing emetic properties.

Gilles de la Tourette's disease' (zhèl-dè-lā-too-ret'). [Georges *Gilles de la Tourette*, Parisian physician, *1857.] A form of tic; motor incoordination with echolalia and coprolalia.

Gill-Wy'lie's operation (gil-wi'le). See *Wylie*.

Gilroy Hot Springs, California. Alkaline-saline-sulpho-carbonated waters, 108° F. to 115° F. One main spring. Used by drinking and bathing in rheumatism, syphilis, glandular swellings, scrofula, and chronic skin eruptions.

Gim'bernati's ligament [Antonio de *Gimbernati*, Spanish surgeon, 1742-1790.] Ligamentum lacunare.

gin [*geneva*, juniper.] A spirit flavored with juniper-berries, spiritus* juniperi compositus.

gin'-drinkers' liver. Hob-nailed liver, atrophic cirrhosis of the liver in a drunkard.

gin'ger [L. *singiber*.] Zingiber. Chinese g., galanga.

gingiva, gen. and pl. *gingivæ* (jin-jì'vah) [L.] The gum, the dense fibrous tissue, covered by mucous membrane, which envelops the alveolar processes of the upper and lower jaws and surrounds the necks of the teeth.

gin'gival. Relating to the gums.

gingivitis (jin-jì-vi'(ve'tis) [L. *gingiva*, the gum, + G. *-itis*.] Ulitis.

gingivoglossitis (jin'ji-vo-glos-si'(se'tis) [L. *gingiva*, gum, + G. *glossa*, tongue, + *-itis*.] Uloglossitis, inflammation of both tongue and gums; stomatitis.

ginglyform (ging'(jing')gli-form) [G. *ginglymos*, a hinge-joint, + L. *forma*, form.] Ginglymoid.

gin'glymo-arthro'dial. Noting a joint having the form of both ginglymus and arthrodia, or hinge-joint and sliding-joint.

ginglymoid (ging'(jing')gli-moyd) [G. *ginglymos*, a hinge-joint, + *eidos*, resembling.] Relating to or resembling a hinge-joint.

ginglymus (ging'(jing')gli-mus) [G. *ginglymos*.]

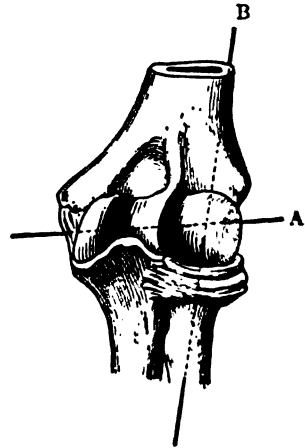
Hinge-joint, a uniaxial joint in which a broad, transversely cylindrical convexity on one bone fits into a corresponding concavity on the other, allowing of motion in one plane only, as in the elbow (see cut). *hel'icoid g.*, *lat'eral g.*, etc. in which there is a slight lateral movement during flexion.

ginseng (jin'seng) [Ch.] The roots of several species of *Panax*, esteemed as of great medicinal virtue by the Chinese, but not employed in western medicine.

Giovannini's disease' (jo-vahn-ne'ne) [Sebastiano *Giovannini*, Italian dermatologist, contemporary.] A fungous form of monilithrix.

Giraldès' organ (zhir-al-dās') [Cardozo Casado Joachim Albin *Giraldès*, Parisian surgeon of Portuguese birth, 1808-1875.] Paradidymis.

giraffe' [in derision of the stiff and extended neck of a sufferer from the disease.] Dengue.



HINGE-JOINT: Ginglymus, with axis of rotation at A, B, axis of rotation of trochoid, or lateral ginglymus.

girdle (gur'dl) [A.S. *gyrdel*.] 1. A belt, a sash. 2. See pelvic g. and shoulder g. **Nep'tune's g.**, a wet pack applied around the abdomen. **pelvic g.**, the bony ring, formed of the two innominate bones and the sacrum, which articulates with the two femurs. **shoul'der g.**, **thoracic g.**, the bony ring, incomplete behind, serving for the attachment and support of the upper extremities; it is formed of the manubrium sterni and the two clavicles anteriorly and the scapulae posteriorly.

gir'dle-sensa'tion. Strangalesthesia, zonesthesia.*

gir'dle-test, see under *test*.

Gird'ner's probe [John Harvey *Girdner*, New York physician, contemporary.] Telephonic probe; one of the wires of a telephone receiver is attached to a metal probe, the other to a metal plate; the latter is moistened and placed on the patient's body, with the receiver at the surgeon's ear; if the probe touches a bullet or piece of metal a click is heard.

girth. The measure around the body of a horse a little behind the forelegs.

githagism (gith'a-jism). A disease similar to lathyrism, believed to be due to poisoning by seeds of the corn-cockle, *L. ychnis githago*.

Giuffrida-Ruggera stigma (joof-fre'dah-mod-jer'ah) [Vincenzo *Giuffrida-Ruggera*, Italian anthropologist, contemporary.] Extreme shallowness of the glenoid fossa, as by Google gizzard. The second or muscular stomach of a gaminivorous bird.

glab'ella, glab'ellum [L. *glaber*, smooth.] A smooth prominence, most marked in the male, on the frontal bone above the root of the nose about on the level of the upper orbital margins.

glab'ellad [L. *glabella* + *ad*, to.] Toward the glabella.

glab'rate. Glabrous.

glabrif'icium [L. *glaber*, smooth, + *facere*, to make.]

A variety of antibody which is assumed to cause a swelling and disintegration of the envelope of a capsulated bacterium, exposing it to the action of lysis.

glab'rous [L. *glaber*, smooth.] Smooth; without excrescences or prominences; bald.

glac'ial [L. *glacialis*, icy.] Glassy, resembling ice. **g. ac'e'tic acid**, nearly pure acetic acid, acidum* acetikum glaciale. **g. phosphor'ic acid**, HPO_3 , monobasic phosphoric acid.

gladi'ate [L. *gladius*, a sword.] Sword-shaped, ensiform, xiphoid.

gladi'o'us [L. dim. of *gladius*, a sword.] Corpus sterni or body of the sternum, mesosternum, the middle and largest division of the sternum.

glair'in [glair, white of egg, from L. *clarus*, clear.] A gelatinous substance in the water of certain sulphur springs.

glair'y. Mucoid, viscous, resembling the white of egg.

gland [L. *glans*, acorn.] A secreting organ. The secretion may be poured out upon the surface or into a cavity, or it may be at once taken into the blood without appearing externally; it may be of service to the economy, in digestion, as a lubricant, etc., or it may be purely excrementitious, removing waste and poisonous material from the body. For the glands not defined here, see under *glandula*. **absorb'ent g.**, lymphatic **g. access'ory g.**, a small mass of glandular structure, detached from but lying near another and larger gland, to which it is similar in structure and probably in function. **acid g.**, one of the gastric glands secreting the acid of the gastric juice. **acinotu'bular g.**, tubuloalveolar **g.**, one which is both acinous and tubular in structure. **acinous g.** (as'in-us), racemose **g.**, alveolar **g.**, a **g.** formed of a number of sac-like pouches arranged in groups opening into a common duct; or there may be only one such pouch. **ag'gregate g.**, agminated **g.**, a collection of lymph follicles, such as Peyer's patches in the intestine. **ag'minated g.**, aggregate **g. albu'minous g.**, one which secretes a watery fluid containing albumin. **alve'olar g.**, acinous **g. a'nal g.**, one of a number of large sudoriparous glands in the mucous membrane of the anus. **anom'alous g.**, ductless **g. antepros'tat'ic g.**, (1) Cowper's **g.**; (2) a small **g.** anterior to the prostate. **ap'ical g.**, anterior lingual **g.**, glandula* lingualis anterior [BNA]. **apo'ric g.**, ductless **g. ary'trial g.**, glomus. **ary'tenoid g.**, one of a number of mucous glands in the aryepiglottic fold, anterior to the arytenoid cartilage. **ax'il-lary g.**, one of a number of lymph-glands in the axilla. **blad' g.**, ductless **g. blood g.**, ductless **g. bra'chial g.**, one of the lymph-glands of the arm and forearm. **bron'chial g.**, one of ten or twelve lymph-glands at the bifurcation of the trachea, lymphoglandula bronchialis. **bucc'al g.**, glandula buccalis. **car'diac g.**, glandula cardiaca. **carot'id g.**, (1) lymphoglandula cervicalis profunda, deep cervical gland, one of a chain of lymph-nodes in the deeper parts of the neck; (2) glomus* caroticum. **cel'iac g.**, one of several lymph-glands anterior to the abdominal aorta. **ceru'minous g.**, one of the glands in the auditory meatus which secrete the cerumen. **cer'vical g.**, one of the

lymph-glands in the neck. **circu'm'al g.**, anal **g. closed g.**, ductless **g. coccyg'eal g.**, Luschka's **g.**, glomus* coccygeum. **coe'liac g.**, celiac **g. coil g.**, a sweat gland, glandula* glomiformis. **com'pound g.**, one composed of several acini grouped around a common duct. **con'glo'bate g.**, a lymphatic **g. conglom'erate g.**, an aggregation of glands, racemose **g. con'volut'ed g.**, coil **g. dental g.**, Serres' **g.**, one of the white points on the gum preceding the eruption of the teeth, a projection of the epithelial layer of the enamel organ. **ductless g.**, one which has no duct, its secretion being absorbed directly into the blood. **endoc'rinous g.**, one which produces an internal secretion. **excre'tory g.**, a gland separating excrementitious or waste material from the blood. **follic'u'lar g.**, follicle. **fundus g.**, one of the true gastric glands secreting the gastric juice. **gastric g.**, glandula gastrica. **gen'al g.**, glandula buccalis. **gen'ital g.**, (1) testicle; (2) ovary. **gin'gival g.**, an infolding of the epithelium of the gum. **glo'bate g.**, lymph-gland. **glom'erate g.**, conglomerate **g. lymph-gland. glom'erate g.**, conglomerate **g. gutt'u'ral g.**, one of the racemose mucous glands of the pharynx. **he'm'al g.**, hemolymph **g. hematopoiet'ic g.**, a blood-forming gland, such as the spleen. **hem'olymph g.**, a lymphadenoid structure resembling a lymph-gland, but possessing blood sinuses instead of lymph sinuses; the glands vary in number and position, but for the most part lie embedded in fat tissue and in number are in the proportion of from 1:20 to 1:50 of ordinary lymph-glands; they are of the size of a small pea; they are of two types; called by Warthin *splenolymph* and *marrow-lymph* glands. **hi'bernating g.**, the mass of fat which collects between the kidneys in hibernating animals, toward the end of summer. **in'guinal g.**, one of the lymph-glands of the groin. **ju'gular g.**, Virchow's* **g. lent'ic'ular g.**, see *glandula gastrica*. **lymph g.**, lymphoglandula. **marrow-lymph g.**, a type of hemolymph **g.**, resembling the bone marrow in structure and probable function. **mesenter'ic g.**, one of the lymph-glands of the mesentery. **mil'lary g.**, sweat gland. **mixed g.**, a gland secreting both mucus and saliva. **molar g.**, one of four or five large buccal glands in the neighborhood of the last molar tooth. **mucilag'inous g.**, one of the synovial villi, supposed by Havers to secrete the synovia. **mucip'arous g.**, mucous **g.**, a gland secreting mucus. **odorif'erous g.**, a gland, such as Tyson's* **g.**, the secretion of which has a strong odor. **oil g.**, sebaceous **g. oxynt'ic g.**, acid gland, see *glandula gastrica*. **pal'atine g.**, one of the mucous glands in the roof of the mouth. **pal'pebral g.**, glandula tarsalis [BNA]. **pec'to'ral g.**, one of the lymph-glands lying along the course of the long thoracic artery. **peptic g.**, a pepsin-secreting **g.**, see *glandula gastrica*. **perspi'ratory g.**, sweat **g.**, coil **g. pharyn'geal g.**, guttural **g. pi'lous g.**, a sebaceous **g.** emptying into the hair-follicle. **pin'eal g.**, corpus pineale [BNA]. **pitu'itary g.**, hypophysis cerebri [BNA]. **prepu'tial g.**, Tyson's* **g. prostate g.**, see *prostate*. **pylor'ic g.**, one of the gastric glands situated in the neighborhood of the pylorus. **rac'emose g.**, one, like the parotid, formed of a number of branching ducts terminating in acini. **sacc'u'lar g.**, a single acinous **g. seba'ceous g.**, sebif'erous **g.**, a **g.** which secretes an oily matter. **serous g.**, a salivary gland, such as the parotid, which secretes a thin, watery fluid. **sex'u'al g.**, genital **g. sol'itary g.**, one of the follicular glands of the intestine. **sple'nolymph g.**, a type of hemolymph **g.** resem-

bling the spleen in structure and probable function. *staphylinae g.*, palatine *g. sublingual g.*, *glandula sublingualis*. *submaxillary g.*, *glandula submaxillaris*. *sudoriferous g.*, *sudoriparous g.*, coil *g.*, one of the glands of the skin secreting the sweat. *suprarenal g.*, *glandula suprarenalis* [BNA]. *sweat g.*, *sudoriferous g. tarsal g.*, *tarsococonjunctival g.*, Meibomian *g.*, *glandula* tarsalis* [BNA]. *trachoma g.*, one of a number of lymphoid glands in the palpebral conjunctiva, Bruch's glands. *tubular g.*, one composed of one or more tubules ending in a blind extremity. *tympanic g.*, *glandula tympanica*. *urethral g.*, *glandula urethralis*. *uterine g.*, one of a number of tubular glands in the uterine mucous membrane. *vaginal g.*, one of the mucous glands in the mucous membrane of the vagina. *vascular g.*, (1) *glomus*; (2) *hemolymph g. vestibular g.*, *vulvovaginal g. vulvovaginal g.*, Bartholin's *g.*

absence, anadenia, cells forming, adenoblasts, deficient activity, adenasthenia, description of, adenography, destruction, adenolysis, disease of, adenopathy, adenosis, dislocation, adenectopia, adenodiastasis, dissection, adenotomy, excision of, adenectomy, formation of, adenogenesis, hardening, adenosclerosis, incision, adenotomy, increased activity, adenohypersthenia, inflammation, adenitis, bubo, adenocellulitis, adenophlegmon, nerve-cell regulating, adenoneure, obstruction, adenemphraxia, pain, adenalgia, adenodynia, resembling, glanduliform, adenoid, adeniform, science of, adenology, separation of lobes, adenodiastasis, softening, adenomalacia, treatise on, adenography, adenology, tumor, adenoncus, adenoncosis, adenoma, adenophyma, adenocoele, adenocyst; tumor containing gland structure, denoted by the prefix adeno-, as adenomyoma, adenochondroma, etc.

gland'eros. Relating to glanders.

glanders (gland'urz) [*L. glandula, gland.*] The form of equinia in which the mucous membrane of the nose is chiefly involved. *g. bacillus, Bacillus mallei.*

glandilemma [*L. glandula, gland. + G. lemma, sheath.*] The enveloping membrane or capsule of a gland.

glandula [*L. dim. of glans, an acorn (a gland).*] A gland; a glandule or small gland.

g. angularis, g. submaxillaris.

g. areolaris [BNA], areolar gland, Montgomery's gland, one of a number of cutaneous glands forming small, rounded projections from the surface of the areola of the mamma.

g. atrabiliaris, g. suprarenalis.

g. basilaris, pituitary gland, hypophysis [BNA].

g. buccalis [BNA], one of numerous racemose glands in the submucous tissue of the cheeks.

g. bulbourethralis [BNA], one of two small compound racemose glands, lying side by side at the posterior portion of the membranous urethra at the level of the apex of the prostate just above the bulb of the corpus spongiosum; they discharge through a minute duct into the spongy portion of the urethra.

g. cardiacae, one of the branched tubular glands of the stomach, most numerous near the esophageal opening, which secrete mucus.

g. carotica, (1) *glomus caroticum*; (2) *lymphoglandula cervicalis profunda*.

g. ceruminosa, ceruminous gland, one of the modified sudoriparous glands in the external auditory meatus secreting the cerumen or ear-wax.

g. ciliaris, ciliary gland, gland of Moll, one of a number of modified sudoriparous glands in the eyelids, opening on the edges between the eyelashes.

g. colli, faucial tonsil.

g. concreta, the upper or orbital portion of the lacrimal gland, *g. lacrimalis superior*.

g. duodenalis [BNA], one of the duodenal glands or Brunner, small acinotubular glands resembling the pyloric glands of the stomach.

g. foraminis obturatorii, a lymph-gland on the inner side of the obturator membrane.

g. gastrica, one of the secreting glands of the stomach; these are of three kinds: the *true gastric glands* or *fundic glands*, the *cardiac*, and the *pyloric glands*; the true gastric glands (peptic and oxyntic) secrete the gastric juice; the pyloric and cardiac secrete mucus; there are also collections of lymphoid tissue, resembling the solitary glands of the intestines, called *lenticular glands*.

g. glomeriformis [*L. glomus, a knot or stain, + forma, shape, form*], coil gland; a tubular gland of the skin, the blind extremity of which, the secretory part, *glomerulus*, is coiled in the form of a ball of worsted. the sweat glands are coil glands.

g. innominata, (1) *caruncula myrtiformis*; (2) the lower or palpebral portion of the lacrimal gland *g. lacrimalis inferior*.

g. intercarotica, glomus caroticum.

g. intestinalis [BNA], one of the intestinal glands, follicles, or crypts of Lieberkühn; tubular glands in the mucous membrane of the small and large intestine.

g. labialis [BNA], one of a number of glands, labial glands, forming a layer in the submucous tissue of the lips.

g. lacrimalis, lacrimal gland, one of two glands, *superior* and *inferior*, lying in the outer angle of the orbit, which secrete the tears; the superior gland is much the larger of the two.

g. lacrimalis accessoria, accessory lacrimal gland, one of a number of minute mucous glands in the conjunctiva and the lids, secreting a watery fluid.

g. lactifera, mamma.

g. lingualis, g. sublingualis.

g. lingualis anterior [BNA], gland of Blandin, gland of Nuhn, apical gland; one of a number of small racemose glands in the muscular tissue of the under surface of the tongue, near the lip.

g. maxillaris, g. submaxillaris.

g. molaris, one of four or five mucous glands in the subcutaneous connective tissue of the cheek near the termination of Stenson's duct.

g. mucosa, Krause's gland, one of the mucous glands of the conjunctiva.

g. orbitaria, g. lacrimalis.

g. palatina, one of a number of racemose glands in the posterior half of the submucous tissue covering the hard palate.

g. parathyroides, parathyroid gland, epithelial body, one or two small, bean-sized bodies on the posterolateral surface of the lateral lobes of the thyroid gland.

g. paraurethralis, one of a number of mucous glands in the wall of the female urethra.

g. parotis [BNA], parotid gland, the largest of the salivary glands; one of two glands situated below and in front of the ear, on either side, extending from the angle of the jaw to the zygoma and backward to the sternocleidomastoid muscle; it discharges through Steno's, or Stenson's, duct, ductus parotideus.

g. parotis accessoria [BNA], accessory parotid gland, *g. socia parotidis*, an occasional islet of parotid gland tissue separate from the mass of the gland, lying anteriorly just above the commencement of the parotid duct.

g. pinealis, pineal gland, corpus pineale [BNA]

g. praehyoides, an accessory thyroid gland sometimes found anterior to the hyoid bone.

g. prostatica anterior, anteprostatic gland.

g. prostatica mullebris, spongy tissue at the orifice of the meatus urinarius in the female, corpus glandulosum.

g. pylorica, one of the branched tubular glands of the stomach, most numerous near the pylorus, secreting mucus.

g. salivaris abdominis, pancreas.

g. salivaris externa, g. parotis.

g. salivaris interna, g. sublingualis and g. submaxillaris regarded as one.

g. sebacea [BNA], sebaceous gland, one of a large number of glands in the corium, which open into the hair follicles and secrete an oily, semisolid substance, *sebum cutaneum*.

g. socia parotidis, g. parotis accessoria [BNA]

g. sublingualis, one of two salivary glands in the floor of the mouth beneath the tongue, discharges

through the ducts of Rivinus, or Rivini, *ductus sublingualis minores*.

g. submaxillaris [BNA], one of two salivary glands in the neck, in the submaxillary region in the space between the two bellies of the digastric muscle and the angle of the jaw; it discharges through the duct of Wharton, *ductus submaxillaris*.

g. sudorifera [BNA], sudoriferous gland, sweat gland, **g. sudoripara**, one of the coil glands of the skin secreting sweat.

g. sudorifera, sudoriparous gland, sweat gland, **g. sudorifera** [BNA].

g. suprathyroidæ, **g. præthyroidæ**.

g. suprarenalis [BNA], adrenal body or gland, suprarenal body, capsule, or gland; a flattened, roughly triangular body resting upon the upper end of each kidney; it is one of the ductless glands furnishing an internal secretion, one effect of which is an increase in blood-pressure.

g. suprarenalis accessoria, accessory suprarenal gland, one of a number of isolated, often minute, masses of suprarenal tissue sometimes found near the main gland or in the broad ligament or the epididymis.

glandule suprarenales siccae (U.S.), desiccated suprarenal glands, dried and powdered suprarenal glands of the sheep or ox; recommended in Addison's disease in doses of gr. 3-5 (0.2-0.3) in capsules.

g. tarsalis [BNA], tarsal gland, Meibomian gland, one of a number of sebaceous glands between the tarsus and conjunctiva of each eyelid, discharging at the edge of the lid near the posterior border.

g. tartarica, one of numerous little masses of concentrically arranged epithelial cells in the gums of the newborn.

g. thyroideæ [BNA], thyroid or thyroid gland or body; a ductless gland lying in front and to the sides of the upper part of the trachea. It is of horseshoe shape, consisting of two lateral lobes joined by a narrow central portion, the *isthmus*; occasionally an elongated offshoot, the *pyramidal lobe*, passes upward from the isthmus in front of the trachea. It is supplied by branches from the external carotid and subclavian arteries, and its nerves are derived from the middle and inferior cervical ganglia of the sympathetic. See also *thyroid gland*.

glandule thyroideæ siccae (U.S.), desiccated thyroid glands, the dried and powdered thyroid glands of the sheep; employed in myxedema, cretinism, cancer, and disorders of metabolism, in doses of gr. 1-3 (0.06-0.2).

g. tympanica, a small, reddish, ganglionic mass lying on Jacobson's nerve in the tympanic canal, regarded by Krause as a ductless gland.

g. urethralis [BNA], one of numerous mucous glands (glands of Littre) in the wall of the pars cavernosa urethrae.

g. vestibularis major [BNA], Bartholin's gland, Tiedemann's gland, one of two glands on either side of the lower part of the vagina, the equivalent of Cowper's glands in the male.

glandular. Relating to a gland.

glandule. A small gland.

glandulous. Glandular.

gland [L. *acorn*]. 1. A gland. 2. Goiter. 3. In botany, a nut. 4. See the subtitles. **g. clitoridis**, a small mass of erectile tissue capping the body of the clitoris. **g. penis**, the conical expansion of the corpus cavernosum urethrae (corpus spongiosum) which forms the head of the penis.

Glaserian artery [Jean Henri Glaser, Swiss anatomist, 1639-1675]. Tympanic artery. **g. fissure**, *fissura petrotympanica*.

Glasgow's sign. A systolic murmur heard over the brachial artery in aneurysm of the aorta.

glass [A.S. *glas*]. A transparent brittle substance, a compound of silica with various bases. **glass**, a compound of lime, potash, alumina, and silica. **flint glass**, contains lead oxide in place of lime and is more refractive than crown glass; both crown and flint glass are used in lenses. **soluble glass**, a silicate of potassium or sodium,

soluble in hot water but solid at ordinary temperatures; used for fixed dressings.

glass-body. The transparent portion of the demilune body.

glasses. Spectacles; lenses of various diameters for correcting refractive errors in the eyes. See *lens*.

glassy. Vitreous, hyaline; smooth and shining.

Glauber's salt [Johann Rudolph Glauber, German chemist, 1603-1668.] Sodium sulphate.

glaucoma (glaw-ko'mah) [G. *glaukos*, greenish gray.]

A disease due to increase of the fluids of the eyeball, raising intraocular pressure. **absolute glass**, the final stage of blindness in **g. congenital glass**, buphthalmos. **g. fulminans**, a form in which the symptoms develop with great rapidity, blindness sometimes ensuing in less than a day. **secondary glass**, **g.** occurring as a complication or sequel of some other ocular disease or injury. **simple glass**, occurs without inflammatory symptoms.

glaucomatous (glaw-ko'mä-tus). Relating to glaucoma.

glucosuria (glaw'ko-su'ri-ah) [G. *glaukos*, bluish green, + *uron*, urine.] Indicanuria, so called on account of the bluish green color of the urine.

gleet. A slight chronic discharge of thin mucopus from the urethra, following gonorrhea. **nasal glass**, see under *nasal*.

gleety. Relating to gleet.

Glen Alpine Mineral Springs, California. Alkaline-saline-chalybeate-carbonated waters, 39.6° F. Used internally in dyspepsia, torpidity of the bowels, and in renal and cystic disorders.

Glen Alpine Springs, Tennessee. Chalybeate waters. Four springs. Used by drinking in anemia, digestive disorders, hay-fever, and general debility.

Glénard's disease (gla-nar') [Frantz Glénard, French physician, 1819-1894.] Enteroptosis. **G.'s test**, girdle test.*

Glenn Spring, Tennessee. Alkaline-ferruginous-carbonated waters. Used by drinking in disorders of the digestive tract, liver, and kidneys.

Glenn Springs, South Carolina. Alkaline-calcified waters. Used by drinking in disorders of the digestive tract, dyspepsia, diarrhea, dysentery, piles, torpidity of the liver, "biliousness," and in the diseases of women.

glenohumeral. Relating to the glenoid cavity and the humerus.

glenoid [G. *glēnā*, a socket, + *eidos*, appearance.]

Resembling a socket, noting two articular depressions entering into the formation of the shoulder-joint and the articulation of the jaw.

g. cavity, **g. fossa**, (1) a hollow formed by the surface of the external angle or head of the scapula and the g. ligament, which receives the head of the humerus; (2) fossa mandibularis of the temporal bone which receives the condyle of the mandible. **g. ligament**, (1) a ring of dense fibrous tissue attached to the margin of the glenoid surface of the scapula, forming with the latter the g. fossa or cavity, labrum glenoidale [BNA]; (2) Cruveilhier's ligament, on the plantar surface of each metatarsophalangeal articulation. **g. surface**, a slightly concave oval surface on the head of the scapula, forming with the g. ligament the g. fossa.

Glenola Springs, Virginia. Light iodine-alkaline-carbonated waters, 48° F. Several springs. Used by drinking in rheumatism, dyspepsia, and renal disorders.

Glen Springs, New York. Calcic; saline-chalybeate; muriated-saline; saline-calcic-iodo-bromated; ferro-iodo-bromo-muriated-carbonated waters.

Several springs. Used by drinking and bathing in rheumatism, gout, sciatica, glandular affections, chronic heart disease, disorders of the stomach, intestines, and liver, renal diseases, glycosuria, anemia, neurasthenia, and the diseases of women. The entire year.

Glen Summit Springs, Pennsylvania. Very pure and palatable waters suitable for domestic purposes; used for drinking. Cold. A summer resort.

Glenwood Springs, Colorado. Muriated-saline-sulphureted-carbonated waters, 124.2° F. to 126.4° F. Upwards of 12 springs. Used by bathing in rheumatism, gout, renal and cutaneous diseases, pulmonary trouble, and general debility. The entire year.

Gley's glands (gla) [M. E. Gley, French physiologist, contemporary.] Parathyroids.

gli'a [G. glue.] Neuroglia.

gli'acyte [G. *kytos*, cell.] A neuroglia cell.

gli'adin, gli'adine [G. *glia*, glue.] 1. Glutin, a protein separable from wheat-gluten. 2. A member of a group of simple proteins insoluble in water, absolute alcohol, and neutral solvents, but soluble in 70 to 80 per cent. alcohol; so called after the most conspicuous member of the group.

gliobacte'ria. Bacilli in a zooglea mass.

glococcc'us. A micrococcus in a zooglea mass.

glio'ma, pli'ma, gli'o'ma, gli'o'mas [G. *glia*, glue, + *-oma*.] 1. A tumor formed of neuroglia cells. 2. A sarcoma springing from neuroglia, especially a sarcoma of the retina. **g.endoph'y'tum**, a g. of the retina starting from the inner layers. **g.exoph'y'tum**, a g. of the retina starting from the outer layers. **g.sarcomato'sum, gliosarcoma.** **g.telangiecto'des**, a g. containing a great number of dilated blood-vessels.

gliomatosis (gli-o-mah-to'sis). Hyperplasia of neuroglia elements.

glio'matous. Relating to a glioma.

glio'myxo'ma. A mixed glioma and myxoma.

glio'neuro'ma. A mixed tumor partaking of the characters of both glioma and neuroma.

glio'sa [G. *glia*, glue.] The gray substance of the spinal cord capping the head of the dorsal horn and encircling the central canal.

gliosarco'ma. A mixed glioma and sarcoma; a tumor of neuroglia tissue containing numerous imperfectly differentiated, vegetative, or embryonic cells; glioma sarcomatosum.

glio'sis. A condition marked by the occurrence of overgrowth or tumors of the neuroglia. **spinal g., syringomyelia.**

glischrin (glis'krin) [G. *glischros*, gluey.] A mucin-like substance formed by the *Bacillus glischrogenes*.

glischruria (glis-kru'ri-ah) [*glischrin* + G. *ouron*, urine.] The presence of glischrin in the urine.

Glis'son's cap'sule [Francis Glisson, English physician, 1596-1677.] Capsula fibrosa hepatis. **G.'s cirrho'sis**, perihepatitis.

glissonitis (glis-on-i' (e')tis). Inflammation of Glisson's capsule, or the connective tissue surrounding the portal vein and the hepatic artery and bile-ducts.

glo'bin. A histone obtained from hemoglobin.

globinometer (glo-bin-om'e-tur) [G. *metron*, measure.] An instrument for determining the relative proportions of hemoglobin.

glo'bon. A nutrient preparation of albumin from nuclein.

glob'ular. Spherical, globe-shaped.

globular'etin. A decomposition product, C₆H₄O, of globularin.

glob'ularin. An amorphous bitter principle, a glucoside, C₁₅N₁₀O₄, from *Globularia alypum*, a

shrub of southern Europe; it is employed with globularetin, under the trade name *praxoid*, in the treatment of gout and rheumatism.

globule (glob'ul) [L. *globulus*, dim. of *globus*, a ball.] 1. A small spherical body of any kind. 2. A small pill or granule, usually containing an alkaloid; or one of sugar of milk impregnated with a homeopathic remedy. 3. A cell of the blood or lymph. 4. A fat droplet in milk. **directing g., extru'sion g., po'lar g.,** polar body.

globulicidal (glob'u-li-si'dal) [L. *globulus* + *cædere* to kill.] Destructive to the blood-corpuscles, especially the erythrocytes; hemolytic.

globulicide (glob'u-li-sid). 1. Globulicidal. 2. An agent which is destructive to the blood-corpuscles.

globuliferous [L. *globulus*, globule, + *ferre*, to bear.] Containing globules or corpuscles, especially red blood-corpuscles.

globulin'meter [L. *globulus*, globule, + G. *metron*, measure.] Cytometer.

glob'ulin [L. *globulus*, globule.] A simple protein insoluble in pure water, but soluble in a 0.5 to 1 per cent. solution of a neutral salt, and coagulated by heat; varieties of g. are present in blood, milk, and muscle.

globulinuria (glob'u-lin-u'ri-ah). The excretion of globulin in the urine, usually, if not always, in connection with serum-albumin.

globulol'y'sis [L. *globulus*, globule, + G. *lysis*, solution.] Hemocytolysis.

glob'ulus [L.] 1. Globule. 2. Nucleus globosus.

glo'bus [L.] A round body, sphere, ball, globe. **g.hyster'icus**, a sensation as of a ball in the throat or as if the throat were compressed, occurring in the emotional attacks of major hysteria, and also in minor hysterical conditions. **g.ma'jor, caput epididymidis**, the upper and larger extremity of the epididymis. **g.mi'nor, cauda epididymidis**, the lower and smaller extremity of the epididymis. **g.pal'lidus**, pale globe, one of the two inner, smaller, and lighter gray, of the three portions into which the lentiform or lenticular nucleus is divided by laminae of white substance.

globe. 1. Glomus. 2. The prominent rounded part of the frog of a horse's hoof on either side of the cleft.

glom'erate [L. *glomerare*, to wind into a ball.] Conglomerate; noting the usual gland-structure, consisting of a mass of capillaries surrounding the secreting cells, as distinguished from the conglomerate, or lymph glands.

glomerular. Relating to a glomerulus; clustered, glomerulate.

glomerule (glom'er-ul). Glomerulus.

glomerulitis (glom'er-u-li' (le')tis). Inflammation of a glomerulus, specifically of the renal glomerulus, glomerulonephritis.

glomerulonephritis (glom'er'u-lo-ne-fri' (fre')tis). Parenchymatous nephritis with pronounced lesions in the glomeruli.

glomerulose (glom'er-u-lös). Glomerular, glomerulate.

glomer'ulus, pl. glomer'uli [L. dim. of *glomus*, a skein.] 1. A plexus of capillaries. 2. A tuft formed of capillary loops at the beginning of each uriniferous tubule in the kidney; this tuft with its capsule (Bowman's capsule) constitutes the Malpighian body. 3. The twisted secretory portion of a sweat gland.

glo'mus [L. a skin, a ball.] A conglomeration or plexus of minute arteries or veins. **g.carot'id'eum, g.carotid'eum**, carotid gland, nodulus inter-caroticus, glandula carotica; a small oval stru-

ture, about 5 mm. in length, lying in the bifurcation of the common carotid artery; it is formed of a number of lobules each composed of several glomeruli formed of tufts of capillaries which unite to make an efferent vein; the capillaries are surrounded by epithelioid cells; the function of the gland is unknown. **g. chorioid'eum**, chorioid skein, a marked enlargement of the chorioid plexus of the lateral ventricle at the junction of the central part with the inferior horn. **g. coccyge'um**, coccygeal gland, Luschka's gland, a structure similar to the *g. caroticum*, situated at the termination of the sacral artery near the tip of the coccyx.

glonoin (gl'o'no-in). Trinitroglycerol, $C_3H_5(NO_2)_3$, nitroglycerin.*

glonoinizm (gl'o'no-in-izm). Poisoning by nitroglycerin, or glonoin.

glossa'ra [G. *glōssa*, tongue, + *agra*, a seizure.] Glossalgia of gouty origin.

gloss'al. Relating to the tongue.

glossal'gia [G. *glōssa*, tongue, + *algos*, pain.] Glossodynia, pain in the tongue.

glossan'thrax [G. *glōssa*, tongue, + *anthrax*, a live coal.] Carbuncle of the tongue.

glossot'my [G. *glōssa*, tongue, + *ektomē*, excision.] Elinguaction, excision or amputation of the tongue.

Glossi'na [G. *glōssa*, tongue.] A genus of biting flies, tsetse flies. **G. morsitans**, the agent in the transmission of *Trypanosoma brucei*, the parasite of nagana, a fatal cattle disease of South Africa, and of *T. rhodesiense*, one of the pathogenic agents of sleeping sickness. **G. pallid'ipes**, a species which, like *G. morsitans*, also transmits the parasite of nagana. **G. palpa'lis**, a species of *G.* which transmits *Trypanosoma gambiense*, one of the pathogenic parasites of sleeping sickness.

glossitis (glos-si'(se')tis) [G. *glōssa*, tongue, + *-itis*.] Inflammation of the tongue. **g. area'ta exfoliat'i'va**, geographical tongue. **g. desic'cana**, a painful affection of the tongue, of unknown origin, in which the surface becomes raw and fissured. **g. parasit'ica**, glossophytia, black tongue.*

glossocèle (glos'o-sél) [G. *glōssa*, tongue, + *kēlē*, tumor, hernia.] Protrusion of the tongue from the mouth owing to its excessive size.

glossocinæsthet'ic, **glossocinæsthet'ic** [G. *glōssa*, tongue, + *kinēsis*, movement, + *aisthētikos*, perceptive.] Noting the subjective sensation of the movements of the tongue.

glossodynamom'eter [G. *glōssa*, tongue, + *dynamis*, power, + *metron*, measure.] An apparatus for estimating the contractile force of the tongue muscles.

glossodyn'ia [G. *glōssa*, tongue, + *odynē*, pain.] Glosalgia, pain in the tongue.

glossopiglottic, **glossopiglottidean** (glos'o-ep-i-glot'ik, glos'o-ep-i-glō-tid'e-an). Relating to the tongue and the epiglottis. **g. folds**, three folds of mucous membrane, *plicæ epiglotticæ*, passing from the base of the tongue to the epiglottis. **g. ligament**, an elastic ligamentous band passing from the base of the tongue to the epiglottis in the middle *g. fold*.

glossograph [G. *glōssa*, tongue, + *graphō*, I write.] An instrument for recording the movements of the tongue in speaking.

glossob'y'al. Relating to the tongue and the hyoid bone, hyoglossal.

glossokinæsthet'ic, **glossokinæsthet'ic**. Glossocinæsthetic.

glossology [G. *glōssa*, tongue, + *-logia*.] Glottology. 1. The branch of medical science dealing with the tongue and its diseases. 2. The definition of the

terms of any science, the science of nomenclature, onomatology.

glossol'ysis [G. *glōssa*, tongue, + *lysis*, a loosing.] Paralysis of the tongue, glossoplegia.

glossopalat'nus. See under *musculus*.

glossop'athy [G. *glōssa*, tongue, + *pathōs*, suffering.] A disease of the tongue.

glossopharyngeal (glos'o-far-in'je-al). Relating to the tongue and the pharynx.

gloss'opharynge'us. See under *musculus*.

glossophytia (glos'o-fi'ti-ah) [G. *glōssa*, tongue, + *phylon*, plant.] Black tongue,* nigrities linguæ.

glossophyton (glos'o-fi'ton) [G. *glōssa*, tongue, + *phylon*, plant.] A fungus found in the epithelial débris in cases of nigrities linguæ or black tongue.*

gloss'oplasty [G. *glōssa*, tongue, + *plastō*, I form.] Reparative or plastic surgery of the tongue.

glossoplegia (glos'o-ple'ji-ah) [G. *glōssa*, tongue, + *plēgē*, stroke.] Paralysis of the tongue, glossolysis.

glossorrhaphy (glos-sor'ā-fī) [G. *glōssa*, tongue, + *rhaphē*, seam.] Suture of a wound of the tongue.

glossospasm (glos'o-spazm) [G. *glōssa*, tongue, + *spasmos*, spasm.] Spasmodic contraction of the tongue.

gloss'otilt [G. *glōssa*, tongue, + *tillō*, I pull.] An instrument for making traction on the tongue.

glossot'omy [G. *glōssa*, tongue, + *tomē*, incision.] Any cutting operation on the tongue.

glossotrichia (glos-o-trik'i-ah) [G. *glōssa*, tongue, + *thrix* (trich-), hair.] A condition in which the papillæ of the tongue are greatly elongated, hairy tongue.

glott'ic. Relating to (1) the tongue or (2) the glottis.

glottis [G. *glōttis*, aperture of the larynx.] The vocal apparatus of the larynx, consisting of the *labia vocalia*, or folds of mucous membrane investing the vocal ligament and vocal muscle on each side, the free edges of which are the vocal cords, and of a median fissure, the *rima glottidis*. **false g.**, *g. spuria*. **g. respirato'ria**, pars intercartilaginea [BNA], the posterior portion of the rima glottidis between the arytenoid cartilages. **g. spu'ria**, false glottis, rima vestibuli, the interval between the false vocal cords. **g. ve'ra**, true glottis, rima glottidis, the interval between the true vocal cords. **g. voca'lis**, pars intermembranacea [BNA], the anterior portion of the rima glottidis between the vocal cords. **true g.**, *g. vera*.

glottitis (glō-ti'(te')tis). Glossitis

glottology [G. *glōssa*, *glōtta*, tongue, + *-logia*.] Glossology.

glu'case. A ferment converting starch into glucose. **glu'cin**. Trade name of sodium amidotriazinsulphonate, a sweetening substance similar to saccharin.

gluci'num [G. *glykys*, sweet.] A chemical element, symbol Gl, atomic weight 9.1; a white metal belonging to the alkaline earths; called also *beryllium*.

glucose'mia, **glucose'mia**. Glycosemia.

glucol'ysis. Glycolysis.

glucoprotein (glu'-ko-pro'te-in). Glycoprotein.

gluco'samine. Glycosamine.

gluco'sazone. See *phenylglucosazone*.

glu'cose. Grape sugar, dextrose.*

glucoside (glu'-ko-sid). The name of a class of substances in plants, often forming the active therapeutic principle, which can be resolved into glucose and an acid.

glu'cosin. Trade name of a non-saccharine substitute for sugar.

glucose'ria. Glycosuria.

glucosimide. Glusidum.

Gluge's corpuscles (gloo'geh) [Gottlieb *Gluge*, Belgian histologist, 1812-1898.] Large pus cells containing fat droplets, products of degeneration of red blood-cells, bacteria, etc.

glu'lol. Trade name for formalin-gelatin, a whitish granular powder prepared by the action of formic aldehyde on gelatin; used as an antiseptic dressing.

glume [L. *gluma*, husk.] The bract of any of the grasses.

gluside, glusidum (glu'sid, glu'si-dum) (Br.). Glucosimide, glucide, benzosulphinidum (U.S.), saccharin, a sweet imide derived from toluene, employed as a substitute for sugar in cases of diabetes mellitus and obesity.

glute'us, glute'us. See under *musculus*.

glutan'in. Trade name of a compound of tannin and vegetable albumin, recommended as an astringent in diarrhea in doses of gr. 10-15 (0.6-1.0) three or four times a day.

gluteal (glu'te-al) [G. *gloutos*, buttock.] Relating to the buttocks. **g. artery**, arteria glutæa. **g. crest**, crista glutæa. **g. fold**, gluteofemoral crease, the crease between the buttock and the thigh. **g. line**, linea glutæa. **g. muscles**, see under *musculus*. **g. nerve**, nervus glutæus. **g. region**, the region of the buttocks. **g. ridge**, crista glutæa. **g. tuberos'ity**, tuberositas glutæa. **g. vein**, vena comes of the g. artery.

glu'telin. One of a class of simple proteins occurring in the seeds of grain, soluble in dilute acids and alkalies, but not in neutral solutions.

glu'ten [L. *glue*.] Wheat-gum; the insoluble protein constituent of wheat and other grains, a compound of mucedin, gliadin, gluten-fibrin, gluten-casein, and possibly other proteins.

gluten-casein (glu'ten-ka'se-in). A protein resembling casein, present in gluten.

glu'ten-f'brin. A yellowish protein resembling fibrin, present in gluten.

gluteofem'oral. Relating to the buttocks and the thigh. **g. crease**, gluteal* fold.

gluteo-in'guinal. Relating to the buttock and the groin.

glute'us. Glutæus; see under *musculus*.

glu'tin. Gliadin (1).

glu'tinous. Adhesive, sticky.

gluttis (glu-ti'(te')tis). Inflammation of the muscles of the buttock.

glu'toform. Collaform, glutol, formaldehyde-gelatin; a white insoluble powder, made by adding formaldehyde to a solution of gelatin; recommended as an antiseptic dusting powder.

glu'told. A substance composed of a mixture of formaldehyde and gelatin, used for making capsules or coating pills, when it is desired to act especially on the intestinal mucous membrane; the substance dissolves in the intestinal juices but is insoluble in the stomach.

glu'tol. Glutoform.

glu'tolin. An albuminoid body found in small quantity with the paraglobulin precipitated from the blood-plasma by magnesium sulphate.

Gluzin'ski's test [Anton *Gluzinski*, Lemberg physician, contemporary.] For bile: the suspected fluid is boiled in a test-tube with formalin; when a green color appears hydrochloric acid is added, the color then changing to violet if bile-pigments are present.

glycase (gli'káz). An enzyme acting on maltose to convert it into dextrose.

glycele'um [glycerin + G. *elaion*, oil.] A mixture of olive oil 6, glycerin 2, and almond meal 1; used as a base for ointments.

glyce'mia, glycæ'mia. Glycosemia.

glycerid, glyceride (gli's'er-id, -id). An ester. -- "salt" of glycerol.

glycerin (gli's'er-in). Glycerinum. **g. jelly**, a mixture of glycerin, gelatin, and zinc oxide, used externally in the treatment of certain skin diseases.

glyceri'um [G. *glykeros*, sweet.] (U.S., Br.) Glycerin, glycerol. 1. A sweet oily fluid.

C₃H₅(OH)₃, obtained by the saponification of fats and fixed oils; employed as a solvent, as an application to roughened and chapped skin, and by injection or in the form of suppositories for constipation. 2. Same as glycerinum.

g. ac'idi bo'rici (Br.), glycerinum boroglycerini (U.S.). **g. ac'idi carbol'ici** (Br.), glyceritum phenolis (U.S.).

glycerite (gli's'er-it). Glyceritum.

glyceritum, gen. *glyceri'tis*, pl. *glyceri'ta* (gli's'er-i'tum). Glycerinum (2), glycerite, glycerol, a pharmaceutical preparation made by triturating the active substance with glycerin.

g. ac'idi tan'nici (U.S.), glycerinum acidi tannici (Br.), glycerite, or glycerin, of tannic acid or of tannin; employed externally and internally to meet the indications of tannin; dose, ℥10-30 (0.6-2.0).

g. alu'minis, glycerinum aluminis (Br.), glycerite or glycerin of alum; employed externally as an astringent.

g. am'yli (U.S.), glycerinum amyli (Br.), glycerite or glycerin of starch; employed as an emollient application.

g. bismu'thi (N.F.), glycerite of bismuth; each fluidram (4.0) contains bismuth and sodium tartrate gr. 15 (1.0) in equal parts of glycerin and water employed as an astringent in gastric and intestinal diseases in doses of ℥8-15 (0.5-1.0).

g. bora'cia, glycerinum boracis (Br.), glycerite or glycerin of borax, employed locally in the treatment of aphthæ and other forms of stomatitis.

g. boroglycer'i'ni (U.S.), glycerinum acidi boracis (Br.), glycerite of boroglycerin or of glyceryl borate, glycerin of boric acid; used locally in otorrhea and in uterine congestion.

g. fer'ri, quini'næ et strychni'næ phosphat'um (U.S.), glycerite of the phosphates of iron, quinine, and strychnine; employed to make the syrup or given in place of the syrup as a tonic in doses of ℥15-60 (1.0-4.0).

g. gua'i'aci (N.F.), glycerite of guaiac; each dose of ℥30 (4.0) contains guaiac gr. 24 (0.17) and solution of potassium hydroxide ℥2 (0.13) in a solution of glycerin 65 and water 35; alternative and emmenagogue.

g. hydra'tis (U.S.), glycerite of hydrastis, astringent and antiphlogistic locally and internally in doses of ℥15-30 (1.0-2.0).

g. pepsi'ni (N.F.), glycerite of pepsin, glycerinum pepsini (Br.); each fluidram (4.0) contains pepsin gr. 5 (0.3) and hydrochloric acid ℥2 (0.04) in equal parts of glycerin and water; digestive in doses of 34-1 (2.0-4.0).

g. pheno'lis (U.S.), glycerinum acidi carbolici (Br.), glycerite of phenol, glycerin of carbolic acid; employed locally as an antipruritic and internally as an antiseptic in dose of ℥5 (0.3).

g. pi'cis liq'uidæ (N.F.), glycerite of tar; each dose of 34 (4.0) contains gr. 4 (0.25) of tar in a mixture of alcohol 12.5, glycerin 25, and water 62.5; expectorant, and used externally in dermatology.

g. plum'bi subacetat'is, glycerinum plumbi subacetatis (Br.), glycerite or glycerin of lead subacetate; employed externally as a substitute for Goulard's extract.

g. tragaca'nthæ (N.F.), glycerite of tragacanth, glycerinum tragacanthæ (Br.); a paste of tragacanth, glycerin, and water, used as a pill mass.

glycerogelatinum, pl. *glycerogelati'na* (gli's'er-o-jel-a-ti-num) (N.F.). Glycerogelatin, gelatinum* glycerinatum. **g. ac'idi salicyl'ici** (N.F.), salicylic acid glycerogelatin; salicylic acid 70, glycerin and water each 35, glycerinated gelatin 20. **g. iodo'for'mi** (N.F.), iodoform glycerogelatin; iodoform

ro. glycerin 15, water 65, glycerinated gelatin 10. *g. zin'di du'm* (N.F.), firm zinc glycerogelatin; zinc oxide 10, glycerin 25, water 35, glycerinated gelatin 30. *g. zin'di mol'le* (N.F.), soft zinc glycerogelatin; zinc oxide 10, glycerin 35, water 35, glycerinated gelatin 20.

glycerol (glis'er-ol). Glycerin, glycerite.

glycerophosphates (glis'er-o-fos'fats). Salts of various metals, metallic earths, and alkaloïds with glycerophosphoric acid; they are used in depressed states of nutrition of the nervous system.

glycerose (glis'er-ôz). A sugar formed by the oxidation of glycerin.

glyceryl (glis'er-il) [*glycerin* + *G. hylê*, stuff.] Propenyl, the trivalent radicle, C_3H_5 , of glycerol, or glycerin. *g. bu'tyrate*, $C_2H_5(C_2H_5O_2)_3$, butter-fat. *glycin*. Acidum amido-aceticum.

glycobacter [*G. glykys*, sweet, + *bakterion*, bacterium.] A microorganism, found in the intestine of the dog, which converts protein into sugar.

glycocholate (gli-ko-kol'ât). A salt of glycocholic acid.

glycocholic acid (gli-ko-kol'ik as'id) [*G. glykys*, sweet, + *cholê*, bile.] The chief acid of the bile, occurring in combination with alkalies.

glycocin. Glycocol, acidum* amidoaceticum.

glycocol. Acidum amidoaceticum. trimeth'yl *g.*, betaine.

glycolor'mal. A disinfectant solution of glycerin and formaldehyde in water.

glyogelatin. A mixture of glycerin and gelatin, used as a base for ointments.

glyogen (gli'ko-jen) [*G. glykys*, sweet, + *gennaô*, I produce.] A carbohydrate ($C_6H_{10}O_5$) found in most of the actively functioning cells of the body, especially those of the liver and muscular tissue; it is readily converted into glucose; animal starch.

glyogenal (gli-koj'en-al). An animal preparation resembling glycogen; employed as a tonic and bactericide; dose gr. $\frac{1}{2}$ – $\frac{3}{4}$ (0.02–0.04).

glyogenesis (gli-ko-jen'e-sis) [*G. glykys*, sweet, + *genesis*, production.] The formation of glucose or of glycogen.

glyogenet'ic, glycogen'ic. Relating to glycogenesis, or the function of glucose formation.

glyogenolysis (gli-ko-jen-ol'i-sis) [*glycogen* + *G. lysis*, solution.] The hydrolysis of glycogen, and its conversion into glucose.

glyogenous (gli-koj'en-us). Glycogenetic.

glyogeny (gli-koj'en-e). Glycogenesis.

glycohem'ia, glycohem'ia [*G. glykys*, sweet, + *haima*, blood.] Glycosemia, the abnormal presence of sugar, glucose, in the circulating blood.

glycoher'oin. Trade name of a cough remedy containing heroin and various expectorants.

glycol. A diatomic alcohol, or one containing two atom groups (CH_2OH). *g. al'dehyde*, diose, the simplest possible sugar, $C_2H_4O_2$ or $CH_2OH.CO.H$.

glycolic acid. Uramidoacetic acid, hydantoic* acid.

glycolysis [*G. glykys*, sweet, + *lysis*, a loosening.] The hydrolysis of sugar in the body.

glycolyt'ic. Relating to glycolysis; hydrolyzing sugar.

glyconeogenesis (gli'ko-ne-o-jen'e-sis) [*G. glykys*, sweet, + *neos*, new, + *genesis*, origin.] The formation of carbohydrates, especially of grape sugar, from substances which are themselves not carbohydrates, such as protein or fat.

glycemin. Trade name of a preparation of yolk of egg and glycerin.

glycophen'ol. Saccharin.

glycopoluria (gli'ko-pol-i-u'ri-ah) [*G. glykys*, sweet,

+ *polys*, much, + *ouron*, urine.] Diabetes mellitus in which the polyuria is more marked than the glycosuria.

glycoprotein (gli'ko-pro'te-in). Glucoprotein, one of a group of protein-carbohydrate compounds (conjugated proteins), among which the most important are the mucins, mucoid, and amyloid.

glycoptyalism (gli-ko-ti'al-izm) [*G. glykys*, sweet, + *ptyalon*, saliva.] The excretion of glucose in the saliva.

glycorrhœ'a, glycorrhœ'a [*G. glykys*, sweet, + *rhoia*, flow.] A discharge of sugar from the body; glycosuria.

glycosal. Trade name for monosalicylic glycerin-ester; employed as a urinary antiseptic in doses of gr. 5–15 (0.3–1.0), and externally in eczema, sciatica, and rheumatism.

glyco'samine. A derivative of glucose, $C_6H_{11}NO_5$, obtained by the decomposition of chitin.

glycosecretory (gli'ko-se-kre'to-ri). Determining the secretion of glycogen.

glycosœ'mia, glycosœ'mia [*G. glykys*, sweet, + *haima*, blood.] Glucemia, glucohemia, glukemia, glycemia, glycohemia, glykemia, the abnormal presence of sugar in the circulating blood.

glycoside. Glucoside.

glycosom'eter [*G. glykys*, sweet, + *metron*, measure.] An instrument for determining the proportion of sugar in the urine in glycosuria.

glycosuria (gli-ko-su'ri-ah) [*glycose*, glucose, + *G. ouron*, urine.] The excretion of sugar (glucose) in the urine. *alimen'tary g.*, g. appearing after the ingestion of a moderate amount of sugar, which normally is disposed of without symptoms. *phlor'idzin* or *phlor'izin g.*, the presence of sugar in the urine after the experimental administration of phloridzin.

glycothym'olin. Trade name of a solution of various antiseptics, used as a wash in catarrhal troubles of the mucous membranes, and for other purposes.

glycyltryptophan (gli'sil-trip'to-fan). A synthetic protein (dipeptid) containing the molecular radicals of glycin and tryptophan, employed as a test for cancer of the stomach; it is mixed with the suspected stomach contents and incubated for twenty-four hours, at the end of which time, if a peptidolytic enzyme is present (indicating cancer), tryptophan will have been formed.

glycyrrhiza (gli-ir'i-zah) [*G. glykys*, sweet, + *rhiza*, root.] (U.S.) *Glycyrrhizæ radix* (Br.), licorice-root or liquorice-root; the dried rhizome and root of *Glycyrrhiza glabra* and allied species; demulcent, slightly laxative, and expectorant, and also employed to disguise the taste of other remedies; dose, gr. 15–60 (1.0–4.0).

glycyrrhizic acid. A brown gelatinous substance of a bitter-sweet taste, obtained from licorice-root.

glycyrrhizin (gli-ir'i-zin). Glycyrrhizinum, a sweet principle, $C_44H_{84}NO_{11}$, the ammonium salt of glycyrrhizic acid, precipitated from a hot solution as a jelly; dried, it occurs as a yellow powder having a bitter-sweet taste.

glycyrrhizin'um ammonia'tum (U.S.) Ammoniated glycyrrhizin, occurs in reddish brown scales of sweet taste; employed for the same purposes as other licorice preparations in doses of gr. 5–15 (0.3–1.0).

glykœ'mia, glykœ'mia. Glycosemia.

gm. Abbreviation for gram, or gramme.

Gmelin's test [Leopold Gmelin, German physiologist, 1788–1853.] To the suspected liquid in a test-tube nitric acid containing a little nitrous acid is

very cautiously added, and if bile (bilirubin) is present, at the line of contact of the two liquids are seen a number of colored discs formed by the varying degrees of oxidation of the bilirubin; the colors being, from the line of contact outward, yellow, red, violet, blue, green; the green and violet are essential to the validity of the test.

gnat (nat) [A. S. *gnat*.] A mosquito, a midge. **buff'alo g.**, *Simulium*.

gnathalgia (nath-al'ti-ah) [G. *gnathos*, jaw, + *algos*, pain.] Pain in the jaw, gnathodynia.

gnathic (nath'ik) [G. *gnathos*, jaw.] Relating to the jaw or alveolar process. **g. in'dex**, see under *index*.

gnathion (nath'-on) [G. *gnathos*, jaw.] A cranio-metric point, being the lowest part of the middle line of the mandible.

gnathitis (nath-i('e)'tis) [G. *gnathos*, the lower jaw, + *-itis*.] Inflammation of the jaw.

gnathocephalus (nath-o-sef'al-us). A monster with little of the head parts except the lower jaw.

gnathodynia (nath-o-din'ti-ah) [G. *gnathos*, jaw, + *odynē*, pain.] Pain in the jaw, gnathalgia.

gnathoplasty (nath'o-plas-ti) [G. *gnathos*, jaw, + *plassō*, I form.] Reparative surgery of the jaw.

gnoscopine (nos'ko-pēn). An alkaloid $C_{22}H_{33}NO_7$, isolated from the mother liquor of narceine, occurring in the form of acicular crystals.

gnosia (no'si-ah) [G. *gnōsis*, knowledge.] The perceptive faculty enabling one to recognize the form and the nature of persons and things.

Go'a powder [*Goa*, a Portuguese possession on the Malabar Coast of India, to which the drug was brought from Brazil.] Araroba, crude chrysarobin.

gob'let-cell. See under *cell*.

Godbold Mineral Well, Mississippi. Chalybeate waters. Used by drinking in diarrhea, dysentery, and in disorders of the liver and kidneys.

Godélier's law (go-da-le-a') [Charles Pierre *Godélier*, French physician, 1813-1877.] Tuberculosis of the peritoneum is always associated with tuberculosis of the pleura on one or both sides.

Godesberg, Germany (go'des-berg). Alkaline-saline-chalybeate waters. Two springs. Used by drinking and bathing in anemia, neurasthenia, and diseases of women. May 1 to September 30.

God'frey's cor'dial. *Mistura sassafras et opii* (N.F.).

Goffe's operation (gof) [J. Riddle *Goffe*, gynecologist of New York, *1851.] An operation for the relief of vaginal cystocele, by freeing the bladder from the vaginal wall, rotating it on its transverse axis and stitching the base to the face of the uterus; the bladder is then attached to the broad ligament on either side.

Goggia's sign (god-jyah). The fibrillation of the biceps muscle, when pinched and tapped, is confined to a limited area in cases of debilitating disease, whereas in health it is general.

golter, goitre (goy'ter) [Fr. from L. *guttur*, throat.] Bronchocele, struma; a chronic enlargement of the thyroid gland, not due to a neoplasm, occurring endemically in certain localities, especially mountainous regions, and sporadically elsewhere. **aber'rant g.**, enlargement of a supernumerary thyroid gland. **coll'oid g.**, a form in which the contents of the follicles increase greatly, causing pressure atrophy of the epithelium so that the gelatinous matter predominates in the tumor. **exophthal'mic g.**, Graves' disease, Basedow's, Begbie's, Marsh's, Parry's, Parson's, or Flajani's disease; a disease marked by enlargement of the thyroid gland, prominence of the eyeballs, rapid action of the heart, muscular tremor, and nervous

irritability. **follic'ular g.**, **parenchymatous lin'gual g.**, a swelling at the posterior portion of the dorsum of the tongue, due to hyperplasia of the remains of the upper portion of the thyroglossal duct. **parenchymatous g.**, a form in which there is a great increase in the follicles with proliferation of the epithelium. **subter'nal g.**, enlargement of the thyroid gland confined chiefly to the lower part of the isthmus.

gold. The metallic element, aurum. * **g. cure**, Keeley cure. **g. equi'valent**, a unit of power of the protective colloids; the number of milligrams of protective colloid which is just insufficient to prevent the precipitation of 10 c.c. of a 0.001 per cent. gold solution by the action of 1 c.c. of a 10 per cent. sodium chloride solution.

golden seal. Hydrastis.

Goldflam's disease' (golt'flahm) [S. *Goldflam*, Berlin physician, contemporary.] Erb-Goldflam's disease, myasthenia gravis.

Gold'horn's stain. A modified Romanowsky stain; a solution is made of lithium carbonate, 2 gm., in water 200 c.c., to which is added methyl blue, 2 gm.; this is heated and made nearly neutral by acetic acid and then a 1 per cent. solution is added to make a pale blue, slightly fluorescent solution; this is allowed to stand a day and is then filtered; the precipitate is dried and dissolved in wood alcohol to make the stain.

Goldscheider's meth'od (golt'shi-der) [Alfred *Goldscheider*, Berlin physician, *1855.] Orthopedic cushion.

gold thread. Coptis.

gold-hole ure'teral or'ifice. A retracted funnel-shaped condition of the ureteral orifice in the wall of the bladder, due often to tuberculosis and secondary sclerosis of the ureter.

Gol'gi's cell (gol'je) [Camillo *Golgi*, Italian anatomist, *1844.] A nerve-cell in the cerebral cortex and posterior columns of the cord, having a short axis which breaks up into very numerous branches that does not emerge from the gray matter; its function appears to be to bring neighboring cells into relation with each other. **G.'s corpuscles**, **G.'s organs**. **G.'s fun'nels**, **G.'s organs**. **G.'s law**, the number of parasites determines the severity of the malarial attack. **G.'s meth'od** of staining nerve cells and their processes, nerve-fibers, and the neuroglia cells: (a) rapid method (for embryonic specimens)—place in G.'s osmiobichromate solution, wash in distilled water, and dip in a 1 per cent. solution of silver nitrate; (b) intermediate method—place in Müller's fluid for 4 or 5 days, then in G.'s osmiobichromate solution for 12 hours, and finally in a 75 per cent. solution of silver nitrate; (c) slow method—harden in Müller's fluid for 5 or 6 weeks, then stain with (1) a 5 per cent. solution of silver nitrate and (2) a 0.5 per cent. solution of silver nitrate, washing indefinitely in the latter. **G.'s organs**, neurotendinous spindles; the beginnings of sensory nerve-fibrils in tendons as rings, spirals, or radiating branches on the surface of the tendon-fibers; they are located at the junctions of the muscular and tendinous fibers. **G.'s osmiobichromate solution**, 1 per cent. osmic acid solution, a part of 8 per cent. potassium bichromate solution, 1 part. **G.'s the'ory**, the neurons do not anastomose with the dendrites, but are brought into relation with each other by the arborizations of the neuraxons of G.'s cells and the collaterals of the neuraxons of Deiters' cells.

Gol't's col'umn [Friedrich *Goltz*, Swiss anatomist,

1879-1903.] *Fasciculus gracilis* [BNA]. G.'s fibers, nerve-fibers running from G.'s nucleus to the vermis. G.'s nucleus, a collection of ganglia in cells at the proximal extremity of G.'s column in the region of the clava.

Colonbov's sign. Tenderness on percussion over the epiphyses of the long bones, especially the tibia, in chlorosis.

Goltz's experiment [Friedrich Leopold Goltz, German physician, *1834.] Stoppage of the heart in the frog by blows on the abdomen.

Menol [*Gomen*, a locality in New Caledonia, + *L. oleum*, oil.] An ethereal oil obtained from a plant, *Melaleuca viridiflora*; it is said to have powerful germicidal action and to be free from irritating properties when locally applied.

Gompertz's hypothesis [Benjamin Gompertz, English actuary, 1779-1865.] A theory that the force of mortality increases in geometrical progression; being based on the assumption that the average exhaustion of a man's power to avoid death is such that at the end of equal infinitely small intervals of time he loses equal proportions of the remaining power to oppose destruction which he had at the commencement of each of these intervals.

Gomphiasis [*G. gomphios*, a molar tooth.] Looseness of the teeth, especially of the molars.

Gomphosis [*G. gomphos*, bolt, nail, -*osis*.] Socket articulation; a form of synarthrosis (syndesmosis) in which a peg-like process fits into a hole, as the root of a tooth into the socket in the alveolus.

Gonorrhea (gon-ô-kra'shyah) [*G. gonê*, semen, + *akrateia*, incontinence.] Spermatorrhea.

Gonad, pl. *gonades* [*G. gonê*, seed.]

A germ-gland, sexual gland.

Female g., ovary. **male g.**, testicle.

Gonaduct. 1. Seminal duct. 2. Oviduct.

Gonagra [*G. gony*, the knee, + *agra*, a seizure.]

Gout in the knee.

Gonalgia [*G. gony*, knee, + *algos*, pain.] Pain in the knee.

Gonangiectomy (gon-an-ji-ek'to-mî) [*G. gonê*, seed, + *angion*, vessel, + *ektomê*, excision.] Excision of a portion of the vas deferens, vasectomy.

Gonarthitis (gon-ar-thri'(thre'tis) [*G. gony*, knee, + *arthron*, joint, + *-itis*.] Inflammation of the knee-joint.

Gonarthrocace (gon-ar-throk'â-se) [*G. gony*, knee, + *arthron*, joint, + *kakê*, vice.] White swelling, tuberculosis of the knee-joint.

Gonarthromeningitis (gon-ar'thro-men-in-ji'(je'tis) [*G. gony*, knee, + *arthron*, joint, + *mêninx*, membrane, + *-itis*.] Synovitis of the knee.

Gonarthrotomy [*G. gony*, knee, + *arthron*, joint, + *tomê*, incision.] Incision into the knee-joint.

Gonagra [*G. gony(gonal-)*, knee, + *agra*, seizure.] Gout in the knee.

Gonostole (gon-at'o-sêl) [*G. gony(gonal-)*, knee, + *stêlê*, tumor.] White swelling; tumor of the knee.

Gonocyst, **gonocystitis** (gon'e-sist, gon-e-sis'tis) [*G. gonê*, semen, + *kystis*, bladder.] Seminal vesicle.

Gonocystitis (gon-e-sis-ti'(te'tis) [*G. gonê*, semen, + *kystis*, bladder, + *-itis*.] Inflammation of a seminal vesicle, seminal vesiculitis.

Gonocalculith (gon-e-sis'to-lith) [*G. gonê*, semen, + *kalê*, bladder, + *lithos*, stone.] A concretion or calculus in a seminal vesicle.



GOMPHOSIS.

gonopoeisis (gon-e-poy-e'sis) [*G. gonê*, semen, + *poiêsis*, a producing.] The production or secretion of semen, spermatogenesis.

gonopoiêtic. Relating to gonopoeisis, spermatogenic.

gonidium, pl. *gonidia* [dim. of *G. gonê*, seed.] 1. A chlorophyll-containing cell of a lichen. 2. Conidium.

goniocraniumetry [*G. gônia*, angle, + *kranion*, skull, + *metron*, measure.] Measurement of the angles of the cranium.

goniometer (go-ni-om'e-ter) [*G. gônia*, angle, + *metron*, measure.] 1. An instrument for measuring angles, as of crystals. 2. An appliance for the static test of labyrinthine disease; it consists of a plank, one end of which may be raised to any desired height; the patient stands upon the plank as one end is gradually raised, and the point is noted at which he can no longer preserve his balance.

gonion [*G. gônia*, an angle.] The point of the angle of the mandible.

gonitis (gon-i'(e'tis) [*G. gony*, knee, + *-itis*.] Inflammation of the knee.

gonochorism, **gonochorismus** (gon-ok'o-rizm, gon-ok-o-riz'mus) [*G. gonos*, seed, sex, + *chôrîzô*, I separate.] Sexual differentiation.

gonocide [*gonococcus* + *L. cadere*, to kill.] 1. Destructive to the gonococcus. 2. An agent which kills the gonococcus.

gonococc'al. Relating to the gonococcus, gonococcic.

gonococcemia, **gonococcæmia** (gon-o-kok-se'ml-ah) [*gonococcus* + *G. haema*, blood.] The presence of gonococci in the circulating blood.

gonococ'cic. Relating to the gonococcus, gonococcal.

gonococcin (gon-o-kok'sin). A glycerin extract of gonococci, used in the cutireaction test for gonorrheal infection.

gonococcus, pl. *gonococ'ci* [*gonorrhea* + *G. kokkos*, berry.] *Micrococcus gonorrhæa*.

gonococcicide (gon-o-kok'sl-sid) [*gonococcus* + *L. cadere*, to kill.] Gonocide. 1. Destructive to gonococci. 2. An agent which kills the gonococcus.

gon'ocyte [*G. gonos*, seed, + *kytos*, hollow (cell).] 1. A primitive reproductive cell. 2. Lymphoidocyte, myeloblast.*

gonohe'mia, **gonohæ'mia**. Gonococcemia.

gono-opson'ic index. The opsonic* index in relation to infection with the gonococcus.

gon'ophore, **gonoph'orus** [*G. gonos*, seed, + *phoros*, bearer.] 1. Any structure serving to store up or conduct the sexual cells; oviduct, spermatid duct, uterus, or seminal vesicle. 2. In botany, a stalk supporting both male and female organs in an hermaphrodite flower.

gonorrhæ'a, **gonorrhœ'a** [*G. gonos*, semen, + *rhoia*, a flow.] A specific inflammation of the mucous membrane of the genital tract, acquired usually through impure sexual intercourse, and due to the presence of the gonococcus.

gonorrhæ'al, **gonorrhœ'al**. Relating to gonorrhea.

gon'osan [*gonorrhea* + *L. sanare*, to heal.] Trade name for a preparation said to be a solution of kava resin (methysticum) in sandalwood oil; recommended in the treatment of gonorrhea.

gonotoxæ'mia, **gonotoxæ'mia**. Gonorrheal toxemia, the presence of the gonococcal toxin in the blood.

gonotox'in. The toxin produced by the gonococcus.

gonycamp'sis [*G. gony*, knee, + *kampsis*, a bending or curving.] Ankylosis or any abnormal curvature of the knee.

gonycrotesis [G. *gony*, knee, + *krotesis*, striking.] Knock-knee.

gonyectyposis (gon'y-ek-ti-po'sis) [G. *gony*, knee, + *ektypōsis*, modelling in relief.] Genu varum.

gonyocoele (gon'e-o-sel) [G. *gony*, knee, + *kēlē*, tumor.] White swelling, tuberculous synovitis of the knee.

gonyoncus (gon'y-on'kus) [G. *gony*, knee, + *onkos*, tumor.] Tumor of the knee; white swelling.

goose. A venereal bubo.

goose-flesh. Cutis* anserina, horripilation.

Gordon reflex [Alfred Gordon, Philadelphia neurologist, *1869.] Dorsal flexion of the great toe produced by firm lateral pressure on the calf muscles. **G. sign**, finger* phenomenon.

Gordon's sign [William Gordon, English physician, contemporary.] Cardiac* sign.

gorge. Throat, guttur, gullet.

gor'get. A director or guide with wide groove for use in lithotomy.

Goriaew's ru'ling (gor'i-ah-yef). A ruling of a blood-counting field by which it is marked off in a series of squares some of which are again subdivided into sixteen smaller ones.

gor'it. Trade name of a special make of calcium peroxide.

goron'dou. Goundou.

Gosselin's frac'ture (gos-lan) [Léon Athanase Gosselin, French surgeon, 1815-1887.] A conical fracture of the lower part of the tibia.

gossyp'in. A concentration product of the bark of the root of *Gossypium herbaceum* or cotton; employed as a diuretic and emmenagogue in doses of gr. 2-4 (0.13-0.25).

Gossyp'ium. A genus of herbaceous plants or shrubs yielding cotton. **gossyp'ii cor'tex** (U.S.), cottonroot bark, the dried bark of the root of *Gossypium herbaceum* or other allied species; emmenagogue and oxytotic in doses of gr. 15-30 (1.0-2.0). **gossyp'ii rad'icis cor'tex** (B.A.) cottonroot bark, gossypii cortex (U.S.). **g. purifica'tum** (U.S.), purified cotton, absorbent cotton, the hairs of the seed of *Gossypium herbaceum* and other allied species, freed from impurities and oil; employed in surgical dressings, for tampons, etc. **g. stypticum** (N.F.), styptic cotton; absorbent cotton wet with a dilute solution of ferric chloride, and then dried; applied locally as a hemostatic.

Goth'ic arch. A dental arch pointed anteriorly and narrowed laterally.

Gottschalk's opera'tion (got'shalk) [Sigmund Gottschalk, German surgeon, *1860.] Shortening of the uterosacral ligaments by the vaginal route.

Gottstein's pro'cess (got'stin) [Jacob Gottstein, German physician, 1852-1895.] A very fine extension of one of the outer hair cells of Corti's organ to the basilar membrane.

goute (gowi). A strong longitudinally curved chisel used in operation on bone.

Goulard's ce'rate (goo-lar') [Thomas Goulard, French physician, *1784.] Ceratum plumbi subacetatis. **G.'s extract**, liquor plumbi subacetatis. **G.'s lotion**, **G.'s water**, liquor plumbi subacetatis dilutus.

Gould's sign [George Milbry Gould, American ophthalmologist, *1848.] Bowing of the head in order to obtain better vision in cases of retinitis pigmentosa.

goundou (goon'doo) [native name.] Henpuye, anakhre; a disease, endemic in West Africa, characterized by exostoses from the nasal processes of the maxillary bones producing a symmetrical swelling on each side of the nose.

Gouraud's disease' (goo-ro') [Vincent Ollivier

Gouraud, French surgeon, 1772-1848] Inguinal hernia.

gout (gowt) [L. *gutta*, drop.] A disease of metabolism characterized by recurrent attacks of arthritis, particularly in the metatarsophalangeal joint of the great toe, though any joint may be attacked, by deposits of sodium urate in and around the affected joints, and by inflammation of fibrous structures elsewhere. **abarticu'lar g.**, g. involving other structures than the joint. **articu'lar g.**, the usual form of g. attacking one or more of the joints. **irregu'lar g.**, **abarticu'lar g.**, **la'tent g.**, goutiness, the so-called uric-acid diathesis, a condition marked by gouty symptoms—scaly skin, skin eruptions, occasional twinges in the joints, etc., without a frank involvement of the great toe or other articulation. **lead g.**, saturnine g. **masked g.**, **latent g.**, **misplaced g.**, **retrocedent g.**, **poor-man's g.**, g. occurring in persons subject to exposure and privation and distinctly not attributable to dietetic errors on the side of excess. **regu'lar g.**, **articu'lar g.**, **rheuma'tic g.**, an ill-defined condition in which symptoms of chronic rheumatism are associated with uratic deposits in and around the joints. **retroce'dent g.**, the occurrence of severe gastric, cardiac, or cerebral symptoms during an attack of gout, especially when the joint symptoms at the same time suddenly subside. **saturnine g.**, g. occurring in a subject of lead poisoning. **topha'ceous g.**, g. in which uratic deposits in and about the joints are marked.

goutiness (gow'ti-nes). Gouty diathesis, latent gout; a state in which one is prone to suffer from various scaly skin diseases, gastric disturbances, arteriosclerosis, and acute inflammations of the ocular structures, which are attributable to a disturbance of metabolism, allied to gout, occurring in families in which there is a history of articular or regular gout.

gouty (gow'ti). Relating to gout.

Gowers' col'umn [Sir William Richard Gowers, London neurologist, *1845.] Gowers' tract. **G.'s disease'**, saltatory spasm. **G.'s symptom**, irregularity of the pupillary light reflex, the contraction occurring by jerks and in an oscillating way, sometimes noted in tabes dorsalis. **G.'s tract**, funiculus anterolateralis superficialis [BNA].

Goyrand's her'nia (gwā-rah'n') [Jean Gaspard Blaise Goyrand, French surgeon, 1803-1866.] Incomplete inguinal hernia, not descending into the scrotum.

gr. Abbreviation for grain, a measure of weight.

Graafian fol'licle (grah'fi-an) [Reijnier de Graaf, Dutch anatomist, 1641-1673.] Folliculus ovarius vesiculosus [BNA]. **G. ves'icle**, **G. follicle**. **G. ves'sels**, ductuli efferentes testis.

gracile (gras'il) [L. *gracilis*.] Slight, slender.

gracilis (gras'il-is) [L.] See under *musculus*.

grada'tim [L.] Gradually, by degrees.

Gradenigo's syn'drome (grah-den-e'go) [Giuseppe Gradenigo, Italian physician, contemporary.] Suppurative otitis media with abducens paralysis and pain in the temporal region.

graduate (grad'u-āt) [L. *graduare*: *gradus*, a degree.]
1. To dismiss honorably from a university or special school with the degree appropriate to the course of studies successfully followed. 2. One who has been graduated and has received a degree from a university or special school. 3. A vessel usually of glass, suitably marked, used for measuring liquids.

grad'uated. 1. Dismissed from a university or special school after receiving a degree indicating that

certain studies have been successfully followed 2. Marked by lines or in other ways to denote capacity, degrees, percentages, etc.; noting a thermometer, barometer, graduate, etc.

Graef's knife (gra'feh) [Albrecht von Graef, German ophthalmologist, 1828-1870.] A narrow-bladed knife used in making a section of the cornea. **G.'s sign**, **G.'s symptom**. **G.'s spots**, small areas over the vertebrae or near the supra-orbital foramen, pressure upon which causes relaxation of blepharofacial spasm. **G.'s symptom**, in exophthalmic goiter the upper eyelid does not follow promptly and evenly the movement of the eyeball downward, but halts or moves jerkily. **G.'s test** for heterophoria, a prism of 10° is held base up or down before one eye; this produces two images of the object looked at; in orthophoria one image is directly above the other, in lateral heterophoria there is also a lateral displacement of one image. **pseudo-G. sign**, tardy descent of the upper lid as one looks down and hasty ascent when the gaze is directed upward, occurring in other conditions than exophthalmic goiter.

Graesner's method (groyp'ner) [Salò Ch. Graesner, German physician, contemporary.] A test of the sufficiency of the heart muscle. If a normal subject takes a measured amount of exercise, the pulse rate rises, and after it has begun to fall the systolic blood-pressure begins to rise, reaching its maximum a few minutes after the pulse rate; in the case of a weakened heart the blood-pressure reaction is delayed and diminished in amount; in seriously weakened hearts there is no rise, but rather a fall in blood-pressure. **gr[af]** [A.S. *graf*.] Anything inserted into something else so as to become an integral part of the latter; specifically a bit of epidermis, strip of skin, piece of bone, tooth, etc., inserted into a part in order to supply a defect. **an'im[al] g.**, zoöplastic g. **autoplas'tic g.**, a g. taken from another part of the same person. **heteroplas'tic g.**, a g. taken from another individual. **homoplas'tic g.**, autoplasmic g. **sponge g.**, a thin bit of sponge laid on an ulcerated surface with the object of stimulating the growth of epidermis. **zoöplas'tic g.**, a g. taken from one of the lower animals.

Graham bread [Silvester Graham, English dietitian, 1794-1851.] Bread made from unbolted wheat flour.

Graham's law [Thomas Graham, English chemist, 1805-1869.] The relative rapidity of diffusion of two gases varies inversely as the square root of their densities.

grain (gr[an]) [L. *granum*.] 1. Cereal plants, corn, wheat, rye, etc. 2. A seed of one of the cereal plants. 3. A minute, hard particle of any substance, as of sand. 4. A unit of weight, $\frac{1}{7000}$ dram, $\frac{1}{160}$ ounce, $\frac{1}{280}$ pound; the equivalent of 0.066 gram. **grains of Paradise**, Guin'ea grains, meleguete pepper, the seeds of *Amomum melegueta*, a plant of West Africa, having diuretic properties.

Gala founder (gr[an]-foun'dur). Indigestion, gastric impaction, or gorged stomach, in the horse, caused usually by overeating; there are loss of appetite, a desire to eat dirt and filth, rough skin, possibly a dry cough, and colicky pains an hour or so after eating.

gram, gramme. A unit of weight in the metric or centesimal system, the equivalent of 15.432 grains.

Gram's method [Hans Christian Joachim Gram, Danish bacteriologist, *1853.] A differential method of staining bacteria; the specimen is first

placed in aniline-water gentian violet or carbolie gentian violet, then rinsed in water and immersed in G.'s solution of iodine, again rinsed in water and placed for a few minutes in strong alcohol, washed again, and dipped in dilute eosin solution. The bacteria that are stained a deep violet by this method are called *gram-positive*; those that are decolorized and take on the contrast stain are *gram-negative*. **G.'s solution**, iodine 1, potassium iodide 2, water 300.

gram-mol'ecule. A weight of a substance expressed by a number of grams equivalent to its molecular weight; thus a g.-m. of hydrogen weighs 2 grams; of water 18 grams, the 2 H atoms having a molecular weight of 2 and the O atom one of 16.

granat'online. Pseudopelletierine, $C_8H_7NO \cdot 2H_2O$, an alkaloid from the bark of the root of *Punica granatum*, pomegranate; see *granatum*.

grana'tum (U.S.). Granati cortex (Br.), pomegranate, pomegranate bark, the bark of the root and stem of *Punica granatum*; anthelmintic in doses of gr. 15-30 (1.0-2.0).

Grancher's disease (grahn'sha') [Jacques Joseph Grancher, Parisian physician, *1843.] Massive pneumonia or splenopneumonia, Desnos's disease. **G.'s synd'rôme**, **G.'s triad**, increased vocal fremitus, diminished vesicular murmur, and Skodaic resonance, in incipient tuberculosis.

granddaughter-cyst (grand'daw-ter-sist). A tertiary cyst sometimes developed within a daughter-cyst of an echinococcus.

Grand Haven Mineral Spring, Michigan. Muriated-saline-chalybeate waters. Used by drinking in dyspepsia, abdominal plethora, and engorgement of the liver. Summer resort.

grand mal (grahn mal') [Fr. great evil.] The typical epileptic attack, with convulsions, followed or not by coma.

Gran'dry's cor'puscles. Taste corpuscles in the beak and tongue of birds; they consist of a number of cells, enclosed in a capsule, and between the cells run medullated nerve-fibers.

granoplasma (gran-o-plaz'mah). 1. Granular protoplasm. 2. The portion of the cytoplasm which has a granular appearance, but is without true granules.

gran'ular. Composed of or resembling granules or granulations. **g. conjunctiv'itis**, trachoma. **g. lids**, trachoma.

granulase (gran'u-l[ä]z). A ferment hydrolyzing starch into sugars.

granula'tion. 1. Formation into grains or granules; the state of being granular. 2. A granular mass in or on the surface of any organ or membrane; or one of the individual granules forming the mass. 3. The formation of minute, rounded, fleshy projections on the surface of a wound in the process of healing; one of the fleshy granules composing this surface.

granula'tio'nes [L. pl. of *granula'tio*.] Granulations. **g. arachnoideales** (gran-u-la-shi-o'n[ez] ä-rak'-no-id'e-a'l[ez]) [BNA], arachnoidal granulations, Pacchionian bodies, a number of bulbous outgrowths or hernial protrusions of the arachnoidea; they are found especially on either side of the sagittal sinus, into the lumen of which they project, but also occur near the transverse sinus over the cerebellum and elsewhere; they sometimes form depressions, foveolæ granulares, on the under surface of the vault of the cranium.

granula'tion-tube. A tube used in the larynx when the formation of granulation tissue has resulted from the irritation of a previous intuba-

tion. It has a large head which rides over the granulations and induces their resorption by pressure.

gran'ule [L. *granulum*, dim. of *granum*, grain.] 1.

A grain, a granulation; a minute discrete mass. 2. A very small pill, usually gelatin-coated or sugar-coated, containing a drug to be given in small dose. **acid'ophile g.**, alpha g. **alpha g.**, eosinophile, acidophile, or oxyphile g., one of the cell granules which take up an acid stain from any mixture; seen in the coarsely granular oxyphile leucocyte. **am'phophile g.**, beta g. **bas'ophile g.**, delta g. **gamma g.**, **be'ta g.**, amphophile g., one of the cell granules staining with both basic and acid dyes. **chro'mophile g.**, any granule of readily stainable material in the cells or tissues. **cone g.**, nucleus of a retinal cell connecting with one of the cones. **delta g.**, small basophile g., one of the granules, staining only with basic dyes, found in the uninuclear plasma cells. **elemen'tary g.**, a particle of blood-dust, or hemoconia. **eosin'ophile g.**, alpha g. **ep'silon g.**, neutrophile g., one of the granules, taking a neutral stain, found in the finely granular polymorphonuclear leucocytes. **female g.**, one of the numerous segments into which the pronucleus of the ovum splits after union with the sperm cell. **fuchsin'ophile g.**, Altmann's* g. **gamma g.**, basophile g., one of the granules, staining with basic dyes, seen in the basophile connective-tissue cells. **infec'tive g.**, a minute granular body observed in the blood in trypanosomiasis and spirochetosis, shown to be infective and to give rise to young forms of the parasites upon inoculation. **iod'ophile g.**, one of the granules, taking on a brown stain with iodine, found in many of the polymorphonuclear leucocytes in pneumonia, erysipelas, scarlet fever, and various other acute diseases. **kap'pa g.**, an azurophile g. **male g.**, one of the several minute segments into which the head of the sperm cell splits after union with the ovum. **neu'trophile g.**, epsilon g. **ox'yphile g.**, alpha g. **rod g.**, the nucleus of a retinal cell connecting with one of the rods. **sem'inal g.**, one of the minute granular bodies present in the spermatid fluid. **thread g.**, cytomicosome. **zy'mogen g.**, a term applied to various granules in the cells of ferment-secreting glands, such as salivary glands and pancreas, which are supposed to be the source of the zymogenic substance.

granulitis (gran-u-lit' (le')tis). Acute, miliary tuberculosis.

granuloblast (gran'u-lo-blast) [G. *blastos*, germ.] The mother cell of a granulocyte, myeloblast.*

granulocyte (gran'u-lo-sit) [L. *granulum*, granule, + G. *kytos*, cell.] A granular leucocyte.

granulocyte [L. *granulum*, granule, + G. *kytos*, cell.] A granular leucocyte.

granulo'ma, p. **granulo'mata** [L. *granulum*, granule.] A circumscribed collection of epithelioid cells and leucocytes, resembling granulation tissue, surrounding a central point of irritation. **coccidioid'al g.**, **oidiomycosis**. **g. cryptogenet'icum**, **g. cryptogen'icum**, Hodgkin's disease, pseudoleucemia. **g. fungof'des**, mycosis fungoides. **g. inguina'le trop'icum**, groin ulcer, an elongated ulcer, with elevated papillary edges, sometimes occurring in the groin in persons in the tropics. **g. pyogen'icum**, a small growth of granulation tissue, painful to the touch, and bleeding readily, occupying usually the site of an abrasion or incised wound. **g. sarcomato'des**, mycosis fungoides. **g. trichophyt'icum**, inflammatory ring-

worm of the body, attended with edema and dilated follicles discharging pus. **g. trop'icum**, yaws. **infec'tious g.**, a g. formed round a center consisting of the pathogenic microorganisms of certain chronic diseases, such as syphilis, leprosy, tuberculosis, actinomycosis, and farcy.

gran'uloplasm. The inner substance of an amoeba or other unicellular organism, within the ectoplasm and surrounding the nucleus.

granuloplas'tic. Forming granules.

granulopo'tent. Potentially granuloplastic.

granulosaroid (gran-u-lo-sar'koyd) [L. *granulosa*, granule, + G. *sarx* (sark-), flesh, + *oides*, resembling.] An anomalous form of sarcoma, mycosis* fungoides, Alibert's disease.

granulosarco'ma. Granulosaroid, mycosis* fungoides.

granulose (gran'u-löz). The soluble portion of starch which is convertible by hydrolysis into sugar, as distinguished from the cellulose, or insoluble portion.

granulosis, **granulosity** (gran-u-lo'sis, gran-u-lo'si-ti). A mass of minute granules of any character. **g. ru'bra na'si**, a disease of the skin of the nose, characterized by a moist erythematous patch dotted with numerous macules and slightly elevated papules, due to an inflammatory infiltration surrounding the dilated sweat glands.

gran'um [L.] Grain.

Gran'ville's counterir'itant or lo'tion [Augustus Bozzi *Granville*, English physician, 1783-1811] A mixture of spirit of rosemary, spirit of camphor, and stronger water of ammonia.

Gran'ville's hamm'er [Joseph Mortimer *Granville*, English physician, 1833-1900.] An instrument used for making rhythmical vibrations by rapid tapping (vibratory massage) in the treatment of neuralgia.

grape [O. Fr. *grappe*, a cluster.] The fruit of *Vitis vinifera*.

grape-cure. Botryotherapy, the treatment of certain morbid conditions, especially abdominal plethora, by an exclusive diet of grapes.

grapes. 1. Bovine tuberculosis. 2. Granulations occurring in aggravated cases of grease-head in the horse. **Carr'well's g.**, see *Carswell*.

grape-sugar. Dextrose.

graph'ite. Plumbago, black lead, a crystallizable, soft black form of carbon.

graphology (grä-fol'o-ji) [G. *graphē*, a writing + *-logia*.] The study of the handwriting as an indication of temperament or character, and as an aid in the diagnosis of nervous and mental diseases.

graphomo'tor [G. *graphō*, I write, + L. *motor*, movere, to move.] Relating to the movements concerned in writing.

graphospasm (gräf'o-spazm) [G. *graphō*, I write, + *spasmos*, spasm.] Writers' cramp.

Grasset's law (grah-sa') [Joseph Grasset, French physician, *1849.] Landouzy*-Grasset law. **G.'s phenomenon**, in organic paralysis of the lower extremity, the patient, lying on his back, can raise either limb separately, but not both together. **G.'s sign**, contraction of the sternocleidomastoid muscle on the paralyzed side in cases of cerebral hemorrhage.

Grasset-Gaussel phenom'enon (grah-sa'-go-sel') [A. Gaussel, Montpellier physician, contemporary of Grasset's phenomenon.]

grass-fire. An eczematous disease of the ox's stalk disease.

Grassion, France (grah-syon'). Bituminous water. Used by drinking in affections of the throat, chest, and in gastric and vesical catarrh.

Gratiola officinalis. The hedge-hyssop, a plant with diuretic, emetic, and purgative properties; it has been employed therapeutically in doses of gr. 10-30 (0.6-2.0).

Gratiola's fibrous (grā-se-o-la') [Louis Pierre Gratiolat, Parisian anatomist, 1815-1865.] G.'s radiation. G.'s laws, (1) synostosis of the cranial bones occurs earlier in the inferior than in the superior races; (2) ossification in the bones of the skull proceeds from behind forward in the higher races of man, from before backward in the lower races; these laws are not absolute. G.'s radiation, optic radiation, radiatio^o occipitohthalmica [BNA].

gratiolia (grā-ti'o-lin). An amorphous glucoside, $C_{10}H_{14}O_7$, obtained from the hedge-hyssop, *Gratiola officinalis*.

gratage (grā-tah') [Fr. scraping.] The scraping or brushing of an ulcer or surface with sluggish granulations, to stimulate the healing process.

grave [L. *gravis*.] Noting symptoms of a serious or dangerous character.

gravele [L. nasal catarrh.] Frontal sinusitis.

gravell. The formation in the kidney and passage through the ureter of numerous very small concretions, usually of uric acid, calcium oxalate, or phosphates.

Graves' disease [Robert James Graves, Dublin physician, 1797-1853.] Exophthalmic goiter.*

grave-wax. Adipocere.

gravida [L. *gravidus* from *gravis*, heavy.] Pregnant.

gravid [L. pregnant.] A pregnant woman.

gravidia. A scum on the surface of standing urine, formerly regarded as one of the signs of pregnancy; kysteine.

gravimetric. Pregnancy.

gravidity. Pregnancy.

gravimeter [L. *gravis*, heavy, + G. *metron*, measure.] Hydrometer, an instrument for determining the specific gravity of a liquid.

gravimetric. Relating to or determined by weight.

gravitatic [L. *gravis*, heavy, + G. *hístēmi*, I stand.] Hypostatic.

gravitation (grav-i-ta'shun) [L. *gravius*, weight.] The mutual attraction between all bodies, tending to draw them to each other.

gravity [L. *gravius*.] Weight. **specific g.**, the weight of any body compared with that of another body of equal volume regarded as the unit; the weight or density of a liquid compared with that of distilled water.

Gravitz's basophil'ia (grah-vits) [Paul Gravit, German pathologist, *1850.] Basophilia (2). G.'s slumbering cells, cells in the body tissue which do not take any stain and hence are invisible, but which, in certain inflammatory states, suddenly increase in size and become visible. G.'s tumor, hypernephroma.

gray. 1. Of a shade between black and white, ash-color. 2. Having hair which is turning white. **g. oil**, a mixture of metallic mercury 39, mercurial ointment 2, liquid paraffin 59, used by subcutaneous injection, in doses of gr. 1-2 (0.06-0.13), in syphilis. **g. powder**, hydrargyrum cum creta.

Gray's glycerin tonic [after a formula of John Perdue Gray, American alienist, 1825-1886.] Trade name of a preparation said to contain gentian, taraxacum, phosphoric acid and carminatives in a mixture of glycerin and sherry.

graze-heel (grās'hēl). A form of eczema resulting from inflammation of the sebaceous glands of the skin on or about the heel of the horse; in aggravated cases, granulations called "grapes" are formed accompanied by much general swelling of the leg.

Great Bear Spring, New York. Light alkaline-calcic water. A table water.

Great Paraíso Hot Soda Spring, California. Sulphated-saline waters, 118° F. Used by bathing and internally in various disorders.

green. Of the color of grass or leaves, a color between blue and yellow in the spectrum. **g. day**, one of the days in a course of dietetic treatment of diabetes, on which the patient is allowed eggs, bacon, tomato, green vegetables, and butter. **g. sickness**, chlorosis. **g.-stick fracture**, an incomplete fracture in which the bone on the side of the concavity is still continuous.

Greenbrier White Sulphur Springs, West Virginia. Saline-calcic-sulphureted-chalybeate waters. The "White Sulphur" waters are 62° F. Two important springs. Used by drinking and bathing in disorders of the blood, stomach, liver, bowels, kidneys, skin, and nervous system; rheumatism, gout, tertiary syphilis, chronic metallic poisoning, chronic bronchitis, hay-fever, bronchial asthma, and nasal catarrh. Summer resort.

Greenhow's disease [Edward Headlam Greenhow, English physician, 1814-1888.] Vagabond's* disease.

Green Lawn Springs, Illinois. Saline-chalybeate-sulphurous-carbonated waters, 56° F. Six springs. Used by drinking and bathing in rheumatism, dyspepsia, torpidity of the liver, "biliousness", and other disorders.

green-stain. See under *stain*.

greff'otome [Fr. *greffe*, graft, + G. *tōmē*, incision.] An instrument for slicing off bits of epidermis to use in grafting.

greg'atoid [L. *greg* (*greg*-), a flock.] Noting a colony of protozoa formed by the chance union of independent cells.

Gregari'na. A genus of protozoa, or unicellular animal organisms.

greg'arine. A unicellular organism of the genus *Gregarina*.

Gregarin'ida [L. *gregarius*, gregarious.] An order of *Teloporida* in which reproduction is usually by sporulation only.

gregarino'sis. A disease due to the presence of gregarines.

Gregory's powder [James Gregory, Scotch physician, 1753-1821.] Pulvis rhei compositus.

grey. Gray.

Griesbach, Germany (grēs'bakh). Gaseous chalybeate waters. Cold. Several springs. Used for drinking and bathing in anemia, chlorosis, and diseases of women. May 15 to October 1.

Griesinger's disease (gre'zing-er) [Wilhelm Griesinger, German neurologist, 1817-1868.] Ankylostomiasis. G.'s symp'tom, edema of the superficial tissues at the tip of the mastoid process in cases of thrombosis of the sigmoid sinus.

grif'fin-claw. Main en griffe, atrophy of the interosseous muscle of the hand with extension of the wrist and flexion of the fingers.

Griffith's mixture [Robert Eglesfeld Griffith, American physician, 1798-1850.] Mistura ferri composita.

grigri (gre'gre). Sassy bark, *Erythrophlaeum guinense*.

grinde'ia [Hieronymus Grindel, Russian botanist, 1776-1836.] (U.S., B.A.) The dried leaves and flowering tops of *Grindelia robusta*, California gum-plant; stomachic, expectorant, and cardiac tonic, in dose of gr. 15-30 (1.0-2.0).

grin'deline. An alkaloid from grindelia.

grinder (grin'der). A molar tooth, dens* molaris.

grind'ers' asth'ma. Siderosis.

grip, grippe [Fr. *gripper*, to seize.] Influenza.

gripe [A.S. *gripan*, to seize.] A sharp pain in the bowels, colic, tormina.

gripp'al. Influenzal.

grippotox'in. The toxin of the influenza bacillus.

gris'erin. Trade name of a soluble combination of loletin* with alkalies; an intestinal antiseptic and bactericide in doses of gr. 5-15 (0.03-1.0).

Grisolle's sign (gre-zol') [Augustin Grisolle, French physician, 1811-1869.] The initial eruption of smallpox is papular and thus can always be differentiated by the touch from that of any of the other exanthemata.

gristle (gris'l') [A.S.] Cartilage.

Gritti's operation (grët'te) [Rocco Gritti, Italian surgeon, nineteenth century.] Supracondylar amputation of the femur, the patella being preserved and applied to the end of the bone, its articular cartilage being removed so as to obtain union. See cut under *amputation*.

groats (grôts) [A.S. grátan.] The hulled grain of wheat or oats.

Groc'co's sign [Pietro Grocco, Italian clinician, contemporary.] 1. Acute dilatation of the heart following a muscular effort, noted in the early stages of exophthalmic goiter. 2. Extension of the liver dullness several centimeters to the left of the midsplinal line in cases of enlargement of that organ. **G.'s tri'angle**, paravertebral triangle, a triangular patch of dullness at the base of the chest alongside the spinal column, on the side opposite a pleural effusion.

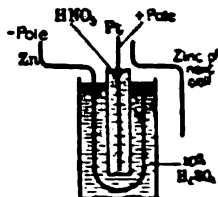
groin. The inguinal region, inguen, the crease at the junction of the thigh with the trunk.

groove. Furrow, sulcus, a narrow, elongated depression on any surface. **an'te'rior para'me'dian g.**, sulcus intermedius anterior [BNA]. **an'tero-lat'eral g.**, a furrow on the side of the medulla oblongata along which emerge the efferent root-bundles of the hypoglossal nerve. **an'terome'dian g.**, fissura mediana anterior. **bicip'ital g.**, a g. on the anterior aspect of the humerus in which lies the tendon of the long head of the biceps muscle. **cav'ernous g.**, carotid sulcus, sulcus caroticus [BNA], the groove on the upper surface of the sphenoid bone, supporting the cavernous sinus and the carotid artery. **develo'pment'al g.**, one of the lines or grooves on the surface of the enamel of a tooth, marking its primitive divisions as formed. **med'ullary g.**, vertebral g. (2). **mylohy'oid g.**, sulcus mylohyoideus, a groove on the inner surface of the ramus of the mandible lodging the mylohyoid artery and nerve. **nasopal'atine g.**, a g. on the vomer lodging the nasopalatine nerve. **nasopharyn'geal g.**, an indistinct line marking the boundary between the nasal cavities and the rhinopharynx. **olfac'tory g.**, a shallow depression on the cribriform plate of the ethmoid bone on either side of the crista galli, lodging the olfactory lobe of the cerebrum. **op'tic g.**, sulcus chiasmatis [BNA], a groove on the upper surface of the sphenoid bone in which rests the optic commissure. **poste'rior para'me'dian g.**, sulcus intermedius posterior [BNA]. **posterolat'eral g.**, a line on the surface of the medulla where are the root-bundles of the spinal accessory, vagus, and glossopharyngeal nerves. **prim'itive g.**, primitive* streak. **subcla'vian g.**, a shallow g. on the clavicle lodging the subclavius muscle. **subcos'tal g.**, sulcus costalis, a groove on the inner surface of the lower border of each rib. **supplemen'tal g.**, a long shallow depression in the surface of a tooth, usually having a smoothly rounded base;

the difference between a supplemental and a developmental g. is that the former does not mark the junction of lobes. **vertebral g.** (1) a surface depression on each side of the base of the spinal processes of the vertebrae; (2) an embryonic sulcus developed from the primitive groove, forming later the medullary tube of the primitive spinal cord; medullary g.

gross. Large, coarse, macroscopic. **g. anat'omy**, the anatomy of the parts which can be distinguished without the aid of the microscope. **g. le'sion**, one that is plainly visible to the naked eye.

Gross's antineural'gic pill [Samuel D. Gross, American surgeon, 1805-1884.] (N.F.) Quinine sulphate gr. 2 (0.13), strychnine gr. $\frac{1}{10}$ (0.002), morphine sulphate and arsenic trioxide each gr. $\frac{1}{10}$ (0.003), extract of aconite leaves (U.S. 1870) gr. $\frac{1}{4}$ (0.03).



GROVE CELL

ground'-bundle. Fasciculus* proprius, one of the association tracts of the spinal cord.

ground-itch. Water-itch.

ground-sub'stance. Caryolymph.

group-reac'tion. A reaction with an agglutinin or other antibody which is common (though usually in varying doses) to an entire group of related bacteria, e.g. the coli group.

Grove cell or el'ement [Sir William Robert Grove, English physicist, 1811-1896.] A galvanic cell composed of zinc in diluted sulphuric acid and of platinum in concentrated nitric acid, the liquids being separated by a porous partition.

growth. The increase in size of a living being or any of its parts occurring in the process of development. **new g.**, neoplasia; tumor.*

Gru'ber's cul-de-sac

[Wenceslaus Leopold Gruber, Russian anatomist, 1814-1890.] A lateral diverticulum in the suprasternal space beside the inner extremity of the clavicle behind the sternal fasciculus of the sternocleidomastoid muscle.



GRUBER-LANDSBERG FOSSA.
(Landowsky and Joly.)

Gru'ber's meth'od [Josef Gruber, Viennese

auroist, 1827-1900.] A modification of the Politzer method in which the patient does not swallow, but says "hoc" at the instant of compression of the bag. **G.'s spec'ulum**, see under *ear speculum*.*

Gru'ber's reac'tion [Max Gruber, Viennese hygienist, *1853.] Widal reaction.

Gru'by's disease' [David Gruby, Parisian physician of Hungarian birth, 1810-1898.] Microsporia, a form of alopecia caused by *Microsporum audouinii*. **Grueber-Landsert fossa** (grü'ber lant'sert). A peritoneal recess occupying the position of Jannescio's fossa, prolonged downward behind the duodenojejunal angle for a distance of 1 to 2 inches.

gru'el [L. *grutum*, meal.] A semiliquid food of oat-meal or other cereal boiled in water; porridge.

Grubenbaum's test (grün'bowm) [Albert S. Grubenbaum, German physician, contemporary.] The administration of suprarenal extract does not increase arterial tension in Addison's disease.

grumosus, grumous (gru'mós, gru'mús) [L. *grumus*, a little heap.] Clotted, lumpy, appearing as if clotted, noting the surface character of a bacterial culture; see cut under *colony*, 2, D.

grunting. A laryngeal sound sometimes made by a horse when struck or moved suddenly; it may be due to distention of the belly by bulky food, and is not infrequently noted in horses, long in dealers' hands, which have been repeatedly examined as to wind.

grutum [L. *grū*.] 1. Milium. 2. Oaten grits.

Gryn'felt's tri'angle [J. G. Gryn'felt, French surgeon *1913.] A triangular space bounded above by the end of the last rib and the serratus posterior inferior muscle, anteriorly by the obliquus internus, and posteriorly by the quadratus lumborum; lumbar hernia occurs in this space.

gryochrome (gri'o-króm) [G. *gry*, a minute particle, + *chrōma*, color.] A term applied by Nissl to nerve-cells in which the stainable portion is present in the form of minute granules without definite arrangement.

grypp'is [G. *grypos*, hooked.] An abnormal curvature of the nails.

gt. Abbreviation of L. *gutta*, drop.

gtl. Abbreviation of L. *gutta*, drops.

guacamphol (gwah-kam'fol). White acicular crystals, prepared by the action of camphoric acid chloride on sodium guaiacol; employed in the night sweats of phthisis in dose of gr. 7½ (0.5).

guacetin (gwas-et-in). Guaiacetin.

guacin (gwah'sin). A resinous extractive from guaco.

guaco (gwah'ko). A Brazilian plant, *Mikania guaco*, employed as an antidote to snake-venom and in the treatment of rheumatism and diarrhea in doses of gr. 15-60 (1.0-4.0).

guathol (gwe'th'ol). Guaiacol ethyl.

guaiac (gwi'ak). Guaiacum.

guaiacatin (gwi-as-et-in). Guacetin, sodium pyrocatechin-monoacetate; a white powder recommended in tuberculosis in dose of gr. 7½ (0.5).

guai'ed lig'nūm (gwi'a-si-lig'nūm) (Br.). Guaiacum wood, lignum vitæ, lignum benedictum, lignum sanctum, the heart-wood of *Guaiacum officinale* or of *G. sanctum*, a small tree of the West Indies and the Caribbean coast of South America; employed in decoction as an alterative and stimulant. *G. resina* (Br.), guaiacum (U.S.).

guai'acin. A brownish amorphous powder obtained from guaiac wood; employed as a reagent for oxydases with which it gives a blue color.

guaiacol (gwi'ā-kol). (U.S.) Methyl-orthodioxymethane, methyl-pyrocatechin, catechol-monomethyl ether, C₇H₆O₂, obtained from creosote or prepared synthetically from pyrocatechin; a colorless liquid or crystallized; employed as an expectorant and intestinal disinfectant in doses of ʒss-7½ (0.13-0.5), and locally to the skin as an anesthetic and antipruritic. *G. ben'zoate*, benzosol, benzoyl-guaiacol; a colorless, tasteless powder, insoluble in water, recommended in the diarrhea of phthisis in doses of gr. 4-8 (0.25-0.5). *G. Methylphosphate of quinine*, guaiacquin, quinine guaiacol-bisulphonate. *G. cac'odylate*, occurs in light reddish crystals, recommended for hypodermic use, in oily mixture, in phthisis. *G. cam'phorate*, guacamphol. *G. carbon'ate*, guaiacolis carbonas. *G. carbon'ic ac'id*, methoxysalicylic acid, a white crystalline powder of bitter taste,

nearly insoluble in water; recommended as an antipruritic and antirheumatic similar to salicylic acid. *G. cin'namate*, cinnamyl-guaiacol styrcol, occurs in colorless acicular crystals insoluble in water; employed in tuberculosis and in chronic catarrhs of the digestive and urinary mucous membranes. *G. eth'yl*, guthol, guethol, pyrocatechin-monoethyl ester, a colorless liquid of aromatic odor, employed in tuberculosis in doses of gr. 4-8 (0.25-0.5). *G. glyc'eryl-es'ter*, guaiamar. *G. methylglycocho'late*, monotal, a colorless liquid of faintly aromatic odor; has been recommended as an analgesic in phlebitis and the chest pains of phthisis, 3½-1 (2.0-4.0) being painted over the painful area. *G. phos'phate*, phosphoric guaiacyl ether, a white crystalline powder insoluble in water; employed as an intestinal antiseptic and in hectic fever in doses of gr. 2-4 (0.13-0.25). *G. phos'phite*, phosphoguaiacol, guaiacyl-ether phosphite, guaiacophosphal, a white crystalline powder, soluble in water, employed in tuberculosis in doses of gr. 5-10 (0.3-0.6). *G. sal'icylate*, guai'acol-sal'ol, a white crystalline powder, insoluble in water, employed like salol as an intestinal antiseptic and antirheumatic in doses of gr. 10-15 (0.6-1.0). *G. suc'inate*, occurs in the form of fine white needles, insoluble in water, employed in phthisis in doses of gr. 2-3 (0.13-0.2). *G. val'erate*, *G. vale'rianate*, geosote, a faintly yellowish liquid, slightly soluble in water, employed in pulmonary tuberculosis in doses of gr. 3-8 (0.2-0.5).

guaiaco'lis carbo'nas (U.S.). Guaiacol carbonate, duotal, a white crystalline powder insoluble in water, employed for the same purposes as guaiacol in doses of gr. 2-10 (0.13-0.6).

guaiaconic acid (gwi-ak-on'ik as'id). A brown amorphous powder obtained from guaiac; it turns blue in the presence of oxidizing agents.

guaiacophosphal (gwi'ā-ko-fos'fal). Guaiacol phosphite.

guaiacose (gwi'ā-kōz). Trade name of a preparation containing calcium guaiacol-sulphonate and somatose, recommended in convalescence and in wasting diseases.

guaiacum (gwi'ā-kum) [Sp. *guayaco*, imitating the native Carib name.] (U.S.) Guaiac, guaiaci resina (Br.); the resin of the wood of *Guaiacum officinale* or *G. sanctum*, a tree of the West Indies and shores of the Caribbean Sea; diaphoretic, stimulant, and alterative in doses of gr. 10-30 (0.6-2.0).

guaiacyl (gwi'as-il). Calcium guaiacol-monosulphonate, calcium orthoguaiacol-sulphonate, a light bluish powder, soluble in 20 parts of water; employed as a local anesthetic in dentistry and minor surgery in hypodermic doses of ʒ7½-15 (0.5-1.0) of a 5 per cent. solution.

guai'form (gwi'ā-form). A combination of guaiacol and formaldehyde, a brownish yellow powder, employed as an antiseptic.

guai'alín (gwi'al-in). Methylene diguaiacol benzoic ester, a green powder containing guaiacol, formaldehyde, and benzoic acid, employed in the hectic fever of tuberculosis in doses of gr. 7½-15 (0.5-1.0).

guaiamar (gwi'am-ar). Guaiacol-glyceryl-ester, a white crystalline powder of bitter taste, soluble in 20 parts of water; employed as an intestinal antiseptic in doses of gr. 5-15 (0.3-1.0).

guaiaperol (gwi-ap'er-ol). Piperidine guaiacolate; occurs in the form of colorless acicular or prismatic crystals, soluble in 30 parts of water, employed in phthisis in doses of gr. 5-10 (0.3-0.6).

guaiaquin (gwi'ä-kwin). Trade name of guaiacolumine bisulphonate, or quinine guaiacol bisulphonate; recommended in glandular enlargements and hypertrophy of lymphoid tissue in children, in doses of gr. 1 (0.06).

guaiaquinol (gwi'ä-kwin-ol). Quinine dihydrobromo-guaiacolate, occurs in the form of yellow crystals soluble in 20 parts of water; employed in tuberculosis in doses of gr. 7½-15 (0.5-1.0).

guaiaretic acid. A substance occurring in the form of needle-shaped crystals, obtained from guaiac.

guaiarsin (gwi'ar-sin). Trade name [Fr. *gatarsine*] of a white crystalline salt, soluble in alcohol, glycerin, oil, and water (5 per cent.), said to be a cacodylate of arsenic; recommended in the treatment of tuberculosis and influenza in doses of 1 gr. (0.06) once or twice a day.

guaiasanol (gwi'ä-san'ol). Diethylglycocol-guaiacol hydrochloride ($C_{11}H_{19}O_2HCl$); a white crystalline salt readily soluble in water, antiseptic, anesthetic, and deodorant; employed externally and internally as a substitute for guaiacol; dose for internal administration, gr. 15-30 (1.0-2.0).

guaiasotol. Trade name for a preparation said to be a syrup of guaiacol; employed for the same purposes as guaiacol in doses of 31-4 (4.0-15.0).

guanase (gwah'náz). A deamidizing enzyme of the pancreas, adrenals, and thymus which converts guanin into xanthin.

guanidin (gwan'id-in). Carbotriamine, a crystalline solid first obtained by the oxidation of guanin, a poisonous product of putrefaction.

guanine (gwah'nén). A leucomaine, $C_5H_7N_5O$, occurring as a product of decomposition, and found as a deposit in a disease resembling gout in swine.

guarana (gwah-rah-nah') [Native Brazilian word.] (U.S.) A dried paste of the crushed seeds of *Paullinia cupana*, a vine extensively cultivated in Brazil; it contains guaranine, saponin, a volatile oil, and paullinitannic acid; employed for the relief of headache in doses of 31-2 (4.0-8.0).

guaranine. An alkaloid, resembling caffeine, obtained from guarana; used in the treatment of headache in doses of gr. 1-2 (0.06-0.13).

Guarnieri bod'ies (gwar-ne-er'e) [Giuseppi Guarneri, Italian physician, contemporary.] *Cytoryctes vaccinae*, vaccine bodies found in the cornea of rabbits inoculated with vaccine lymph.

guathol (gwath'ol). Trade name of a disinfectant preparation of pyrocatechin ethyl ether.

Guber, Bosnia. Chalybeate-arsenical waters. Cold. Used internally in chlorosis, anemia, nervous affections, fevers, and skin diseases.

gubernaculum [L. a helm.] A fibrous cord connecting two structures. **g. den'tis**, a connective-tissue band uniting the tooth-sac with the gum. **g. tes'tis**, a cord-like structure (in the fetus and infant), formed of a peritoneal fold containing fibrous and muscular tissue, attached to the lower end of the testis and to the abdominal wall near the inguinal region; it is concerned in the descent of the testis. **Hun'ter's g.**, **g. testis**.

Gubler's hemipleg'ia (goob'ler or güb-lair') [Adolphe Gubler (his true name was Goblet), Parisian physician, 1821-1879.] G.'s paralysis. G.'s ic'terus, a form of hematoxygenous jaundice assumed by G. to be due to such rapid hemolysis that the liver is unable to dispose of the hemoglobin set free. G.'s line, the level of the superficial origin of the trigeminus on the pons, a lesion below which causes G.'s paralysis. G.'s paral'y'sis, hemiplegia alternans. G.'s syn'drome, Millard-Gubler syndrome, same as G.'s paralysis. G.'s

tu'mor, a fusiform swelling on the wrist in lead palsy.

Gud'den's com'missure [Bernhard Aloys v. Gadder, German alienist, 1824-1886.] *Commissura cerebri*.

Guéneau de Mussy's point (ga-no'dé-müs-sé; [Noël François Odon Guéneau de Mussy, Parisian physician, 1813-1885.] A point, painful on pressure, at the junction of a line prolonging the left border of the sternum and a horizontal line at the level of end of the bony portion of the tenth rib; it is present in cases of diaphragmatic pleurisy.

Guenz's lig'ament (günt's) [Justus Gottfried Guenz, German anatomist, 1714-1784.] A few fibers of the obturator membrane forming the upper boundary of the obturator canal.

Guenzburg's rea'gent (günt's'boorg) [Alfred Guenzburg, German physician, nineteenth century.] A solution of phloroglucin 2, vanillin 1, in absolute alcohol 30; when a few drops of this solution are heated in a porcelain dish with an equal amount of gastric juice, if the latter contains free hydrochloric acid a beautiful carmine red color is produced.

Guérin's fold (ga-rañ') [Alphonse Guérin, Parisian surgeon, 1816-1895.] *Valvula fossae navicularis*. G.'s glands, Skene's glands. G.'s ed'ma, a cul-de-sac or diverticulum behind G.'s fold. G.'s valve, G.'s fold.

Guidi's canal (gwe'de) [Guido Guidi, better known as Vidus Vidius, Italian physician, died 1599.] Vidian canal.

guillotine (gil'o-tén) [Fr. an instrument for the decapitation of condemned criminals.] An instrument in the shape of a metal ring through which runs a sliding knife-blade, used in cutting off an enlarged tonsil.

Guinard's meth'od (ge-nar') [Aimé Guinard, Parisian surgeon, 1856-1911.] Treatment of ulcerating, cancerous tumors by application of calcium carbide.

Guinea-worm. *Filaria medinensis*.

Guinon's disease (ge-nawn') [Georges Guinon, Parisian physician, *1859.] Gilles de la Tourette's disease.

guipaine (gip'sén) [Fr. *gui*, mistletoe.] A drug prepared from fresh mistletoe, having anesthetic properties; recommended in doses of gr. 1 (0.05) in cases of high blood-pressure.

guja (goo'hah). Epidemic bronchial asthma of Guam; a disease defined by P. E. McCollough, U.S.N., as a septicemia, apparently peculiar to the Ladrone, Carolina, and Bonin islands; it occurs as an epidemic and is characterized by hemorrhagic infarction of the lungs, intestinal ulceration, cloudy swelling of the parenchymatous organs, and enlargement of the mesenteric and mediastinal lymph nodes. Clinically the disease is marked by a spasmodic attack of dyspnea or a severe diarrhea with bronze-green stools, constituting two sharply defined types of the disease, rarely the pneumonic and enteric types occur simultaneously.

gu'la, gen. **gu'la** [L.] Throat, gullet.

gulan'cha (goo-lan'chah) [East Indian.] Tinospora (B.A.), a bitter tonic and stomachic.

gul'let [L. *gula*, throat.] Pharynx and esophagus, the swallow.

Gull's disease [Sir William Withey Gull, London physician, 1816-1890.] Myxedema of adults.

Gull-Sutton disease [Sir William Withey Gull; John Bland Sutton, English surgeon, contemporary.] Arterio-capillary fibrosis.*

gum. 1. [*L. gummi.*] The dried exuded sap from a number of trees and shrubs, forming an amorphous brittle mass; it forms usually a mucilaginous solution in water. 2. [*A.S. gōma, jaw.*] The fibrous tissue covering the alveolar processes of the jaws; see *gums*. 3. An acneiform eruption in the infant. *ac'aroid g.*, acaroid resin. *an'im'al g.*, a gum-like hydrocarbon derived from mucin. *black-boy g.*, acaroid resin.* *blue g.*, *Eucalyptus globulus*. *Bot'any Bay g.*, acaroid resin.* *Brit'ish g.*, dextrin. *Cape g.*, a g. resembling g. arabic from *Acacia horrida* of South Africa. *doc'tor g.*, a g. from *Rhus metopium*, a South American tree. *g. ar'abic*, *acacia*. *g. ben'jamin*, benzoin. *g. guaif'acum*, guaiac resin, guaiacum.* *g. thus*, American frankincense, an exudate from *Pinus sylvestris*. *g. trag'acanth*, tragacantha. *Hogg g.*, doctor g. *red g.*, strophulus. *Sen'egal g.*, the g. of *Acacia senegal*. *watt'le g.*, a g. resembling gum arabic from a species of *Acacia* growing in Australia. *white g.*, miliaria alba in infants.

gum'boil. Parulis, a small abscess of the gum.

gum-bush. Eriodictyon.

gum'ma, pl. *gum'mata* [*L. gummi, gum.*] An infectious granuloma, the characteristic lesion of late, or tertiary, syphilis, occurring in any of the organs or tissues; in time it undergoes fatty and caseous degeneration, its center breaking down into a peculiar gummy material. *tuber'culous g.*, a subcutaneous nodule, the size of a marble or larger, tuberculous in nature, which breaks down into a sluggish ulcer.

gum'mate. Arabate, a salt of arabic acid.

gum'matous. Relating to gummata.

gum'mi [*L.*] Gum (1). *g. in'dicum* (B.A.), Indian gum, ghatti gum, a gummy exudation from the wood of *Anogeissus latifolia*; demulcent, similar in properties to gum arabic.

gum'mose (gum'ōs). A sugar derived from animal gum.

gummy. 1. Viscous, mucilaginous, resembling a gum. 2. Relating to or resembling a gumma.

gum-plant. Grindelia.

gum-res'in. The dry exudate from a number of plants, consisting of a mixture of a gum and a resin, the former soluble in water but not alcohol, the latter soluble in alcohol but not water.

gums. [Plural of *gum.*] Gingiva, gum (2).

Weakness from. ulorrhea (slight), ulorrhagia, ulemorrhagia (profuse). inflammation, ulitis, gingivitis, gumboil, parulis, pain, ulalgia, ulodynia, ulaganactis, gingivalgia. receding of, ulatrophia, ulatrophly. relating to, gingival, uletic. tumor, uloncus, epulis, parulis, parodontis. ulceration, ulocace, gingival stomatocace.

gun-cotton. Pyroxylin, a solution of which in ether constitutes collodion.*

gun bal'sam. Oleoresina dipterocarpi.

gun-mat. Kola.

Gussenbauer's clamp (goose'en-bow-er) [Carl Gus-senbauer, German surgeon, *1842.] A metal bar with two nails which are driven, one into each fragment, in the treatment of ununited fracture. *G.'s opera'tion*, for stricture of the esophagus, a tenotome being introduced through an opening into the canal above the seat of obstruction. *G.'s su'ture*, a figure-of-8 suture for the intestine, resembling the Czerny-Lembert but not including the mucous membrane.

gusta'tion [*L. gustare*, to taste.] The act of tasting; the sense of taste.

gusta'tory. Relating to gustation, or taste.

gut [*A.S.*] The intestine. fore-g., the upper part

of the primitive alimentary tract, developing into the pharynx to the duodenum inclusive. *head-g.* fore-g. hind-g., the lower part of the primitive alimentary tract, developing into the colon. *mid-g.*, the middle part of the primitive alimentary tract, developing into the jejunum and ileum; mesogaster. *tail-g.*, a diverticulum of the primitive alimentary tract passing into the caudal part of the embryo.

Guth'rie's mus'cle [George James Guthrie, London surgeon, 1785-1856.] Musculus sphincter urethrae membranaceæ.

gut'ta [*L.*] A drop, roughly a minim of water, but varying greatly according to the nature of the liquid and the form of the vessel from which it falls. See *drops*. *gut'tæ anglica'næ*, English drops; a preparation made by mixing oil of lavender 1 part, alcohol 8 parts, and spirit of harts-horn 32 parts, and distilling; used as a stimulant. *g. rosa'cea*, rosacea, acne* rosacea. *g. sere'na*, amaurosis.

gut'ta-percha (gut'tah-pur'chah) [Malay, *gatak*, gum, + *percha*, the name of a tree.] The dried milky juice of *Palaequium gutta* (*Isonandra gutta*); employed in the manufacture of splints and for various other purposes; a solution of gutta-percha is used as a substitute for collodion as a protective and to seal incised wounds.

gut'tate. Of the shape of, or resembling, a drop, characterizing certain cutaneous lesions.

gut'ta'tim [*L.*] Drop by drop.

gut'tle (gut'ti). Ileus in the horse or in cattle.

Guttmann's sign (goot'mahn) [Paul Guttmann, Berlin physician, 1834-1893.] A thrill over the thyroid in exophthalmic goiter.

gut'tur [*L.*] Throat.

gut'tural. Relating to the throat, throaty.

gutturote'any. Laryngeal spasm causing a temporary stutter.

Gutzeit's test (goot'tsīt). For arsenic: a piece of zinc and a little sulphuric acid are added to the suspected liquid which is then boiled; a bit of filter paper with a silver nitrate solution is held in the vapor and will turn yellow if arsenic is present.

Guy's pill (gi) [so called because largely used at Guy's Hospital, London.] A pill suggested for use in mitral incompetence with hepatic congestion and ascites; composed of 1 grain each of digitalis, squill, extract of hyoscyamus, and blue mass.

Guy de Chauliac (géd-sho-le-ak'). A French surgeon of the fourteenth century, practising at Avignon. He wrote a celebrated treatise on surgery, entitled "Chirurgia magna," published in 1363, which was regarded as an authority for three centuries.

Guyon's amputa'tion (gü-yaw'n') [Felix Jean Casimir Guyon, Parisian surgeon, *1831.] Amputation above the malleoli, a modification of Syme's* operation. *G.'s isth'mus*, isthmus* uteri. *G.'s meth'od*, treatment of ingrowing toenail by the excision of a wedge-shaped piece from the side of the great toe. *G.'s sign*, (1) ballottement of the kidney in cases of nephroptosis, especially when there is also a renal tumor; (2) the hypoglossal nerve lies directly upon the external carotid artery, whereby this vessel may be distinguished from the internal carotid when ligation is necessary.

Gymnamobida (jim-nā-me'bi-dah) [*G. gymnos*, naked, + *amobē*, change (ameba).] An order of *Amœba*, in which there is no shell though there may be an enveloping layer of condensed ectoplasm; the genus *Amœba* is in this order.

gymnastics (jim-nas'tiks) [*G. gymnos*, naked.] Mus-

cular exercise, performed indoors, as distinguished from *athletics*, and usually by means of special apparatus. *Swedish g.*, Swedish movements, a form of cinesitherapy, certain systematized movements of the body and limbs regulated by resistance made by an attendant.

gymne'ma [G. *gymnos*, naked, + *nēma*, thread.] The leaves of *Gymnema sylvestre*, a tree of tropical Africa, order *Asclepiadaceae*; used to disguise the taste of bitter medicines.

gymne'mic acid. An acid, $C_{21}H_{18}O_{12}$, derived from the leaves of *Gymnema sylvestre*, or *Asclepias geminata*.

gym'nobacte'ria [G. *gymnos*, naked.] Non-capsulated and non-flagellated bacteria.

gymnocarpous (jim-no-kar'pus) [G. *gymnos*, naked, + *karpos*, fruit.] Noting certain fungi in which the hymenium is exposed while the spores are forming.

gymnocyte (jim'no-sit) [G. *gymnos*, naked, + *kytos*, cell.] A naked cell, a cell without limiting membrane.

gymnophobia (jim-no-fo'bi-ah) [G. *gymnos*, naked, + *phobos*, fear.] Morbid dread and intolerance of the sight of a naked person, or of an uncovered part of the body.

gymnosperm'ous [G. *gymnos*, naked, + *sperma*, seed.] In botany, noting a plant in which the ovules are not inclosed in an ovary.

gym'nospore [G. *gymnos*, naked.] A nonsexual spore not protected by a chitinous envelope.

Gym'nosporid'ia. An order of *Hemosporidia* infesting the blood-corpuscles of vertebrates, passing the sexual cycle in an invertebrate host.

Gymnostomi'na [G. *gymnos*, naked, + *stoma*, mouth.] A suborder of *Holothrichida* in which there is no undulating membrane about the mouth opening.

gynecol'ogist. Gynecologist.

gynecol'ogy. Gynecology.

gynecoph'orus. Bilharzia.

gy'nandrium (ji'nan-drizm) [G. *gynē*, woman, + *andr(andr-)*, man.] Hermaphroditism.

gynandroid (ji-nan'droyd) [G. *gynē*, woman, + *andr(andr-)*, man, + *eidos*, resemblance.] A woman with hermaphroditic sexual characteristics who is mistaken for a man.

gynandromorphism (ji-nan-dro-mor'fizm) [G. *gynē*, woman, + *andr(andr-)*, man, + *morphē*, form.] A combination of male and female characteristics.

gynan'dromor'phous. Having both male and female characteristics.

gynan'drous [G. *gynē*, woman, + *andr(andr-)*, man.] Noting a flower, as an orchid, in which the stamens are adherent to the pistil.

gynatresia (ji-nā-tre'zi-ah) [G. *gynē*, woman, + *ap-priv*, + *trésis*, a hole.] Occlusion of the vagina by a more or less thick membrane.

gynecium, **gynœcium** (ji-ne'si-um) [G. *gynē*, woman, + *oikion*, house.] The female portion of a flower, the carpel or pistil.

gynecological (ji-ne-ko-loj'ī-kal). Relating to gynecology.

gynecologist (ji-ne-kol'o-jist). A specialist in the treatment of diseases peculiar to women.

gynecology (ji-ne-kol'o-jī) [G. *gynē(gynaik-)*, woman, + *-logia*.] The branch of medicine which has to do with the diseases peculiar to women.

gynecomastia, **gynecomasty** (ji-ne-ko-mas'ti-ah, ji-ne-ko-mas'tī) [G. *gynē(gynaik-)*, woman, + *mas-tos*, breast.] The presence in the male of large mammary glands, sometimes secreting milk.

gy'necomaz'ia [G. *gynē(gynaik-)*, woman, + *masos*, breast.] Gynecomastia.

gynephobia (ji-ne-fo'bi-ah) [G. *gynē*, woman, + *phobos*, fear.] A morbid aversion to the society of women.

gynesis, **gynœsis** (ji-ne'sik). Relating to the diseases peculiar to women.

gyniatrics (ji-ni-at'riks) [G. *gynē*, woman, + *iatrik*, medicine or surgery.] Treatment of the diseases of women.

gyniatry (ji-ni-at'ri) [G. *gynē*, woman, + *iatrik*, healing.] Gyniatrics.

gynocardia (jin-o-kar'di-ah). Chaulmoogra.

gy'nophore [G. *gynē*, woman, + *phoros*, bearer.] In botany, the stalk supporting the female organs of a flower.

gynoplastics [G. *gynē*, woman, + *plastō*, I form.] Reparative or plastic surgery of the female genital organs.

gynoal (ji'no-val). Trade name of the isobornyl ester of isovaleric acid, a colorless liquid of aromatic odor and oleaginous taste; recommended in functional nervous disorders in doses of mg 8 (o.5) two to four times a day.

gyp'sum [L.] Calcium sulphate. dried *g.*, calca sulphas exsiccatus, plaster of Paris.

gyrate (jī'rāt) [L. *gyratus*, turned round.] Of convoluted or ring shape.

gyra'tion. 1. Revolution, circular motion. 2. Arrangement of convolutions or gyri in the brain.

gyre (jīr). Gyrus, convolution.

gy'ri. Plural of gyrus.

gyromele (jī'ro-mēl) [G. *gyros*, circle, + *mēl*, a probe.] An instrument used for cleansing the stomach; it consists of a sponge at the end of a revolving rod, which is passed through a stomach-tube.

gyro'sa. Sham-movement vertigo.*

gyrose (jī'rōs) [L. *gyrus*, a circle.] Marked by irregular curved lines like the surface of a cerebral hemisphere; noting a form of marking of a bacterial colony; see cut under *colony* 2, 1.

gy'rospasm [G. *gyros*, circle, + *spasmas*, spasm.] Spasmodic rotary movements of the head.

gyrus, gen. and pl. **gy'ri** (jī'rūs) [G. *gyros*, circle.] Convolution, one of the prominent rounded elevations on the surface of the hemispheres of the brain; they are separated from each other by more or less deep furrows, the fissures or sulci.

g. angularis, angular convolution, a folded convolution in the inferior parietal lobule formed by the united ends of the superior and middle temporal gyri bending round the posterior upturned extremity of the superior temporal sulcus.

g. annexatus [L. *annectere*, to join on], *annectens* *g.*, *g. transitivus* [BNA].

g. callosus, callosal convolution, *g. cinguli* [BNA].

g. centralis anterior [BNA], anterior central convolution, ascending frontal convolution, the posterior convolution of the frontal lobe bounded posteriorly by the fissure of Rolando and anteriorly by the precentral sulcus.

g. centralis posterior [BNA], posterior central convolution, ascending parietal convolution, the anterior convolution of the parietal lobe, bounded in front by the fissure of Rolando and posteriorly by the interparietal sulcus.

g. cinguli [BNA], convolution of the cingulum, callosal convolution, *g. fornicatus* (of the older nomenclature), a long, curved convolution arching over the corpus callosum, from which it is separated by the sulcus corporis callosi; on its upper surface it is bounded by the sulcus cinguli and (posteriorly) by the sulcus subparietalis; it forms the upper part of the limbic lobe, or *g. fornicatus* [BNA].

g. dentatus, dentate gyrus, fascia dentata hippocampi [BNA]. Digitized by Google

g. fornicatus [BNA], fornicate convolution, limbic lobe, falciform lobe, a long, ring-like convolution on the

mesial aspect of the hemisphere, encircling the corpus callosum; its various parts are called *g. cinguli*, *isthmus*, *g. hippocampi*, and *uncus*. (The [BNA] term for *gyrus fornicatus* of the older nomenclature is *gyrus cinguli*.)

g. fronta'lis ascen'dens, ascending frontal convolution, *g. centralis anterior* [BNA].

g. fronta'lis infe'rior, inferior frontal convolution, a broad convolution on the outer surface of the frontal lobe of the cerebrum between the inferior frontal sulcus and the fissure of Sylvius; it is divided by branches of the Sylvian fissure into three parts: *pars basilaris* (*opercularis* [BNA]), *pars triangularis*, and *pars orbitalis*; the first two constitute a portion of the operculum.

g. fronta'lis me'dius, middle frontal convolution, a convolution on the convex surface of each frontal lobe of the cerebrum running in an anteroposterior direction between the superior and inferior frontal sulci; it is divided into an upper and a lower portion by the middle frontal sulcus.

g. fronta'lis supe'rior [BNA], superior frontal convolution, marginal *g.*, a broad convolution running in an anteroposterior direction on the inner edge of the convex surface and on the mesial surface of each frontal lobe; it is continued on the inferior concave surface of this lobe as the *g. rectus*.

g. fusio'rmis [BNA], fusiform convolution, occipitotemporal convolution, a long wide convolution on the under surface of the temporal and occipital lobes, between the inferior temporal (occipitotemporal) and collateral fissures.

g. hippocam'pi, hippocampal convolution, a convolution lying to the inner side of each temporal lobe of the cerebrum from which it is separated by the collateral fissure; it is connected with the *g. cinguli* posteriorly through the isthmus and forms the lower portion of the *g. fornicatus* (limbic lobe).

g. lingua'lis, lingual convolution, a *g.* on the tentorial surface of each hemisphere, forming the posterior continuation of the hippocampal convolution, between the calcarine and the collateral fissures; it is variously regarded as a convolution of the temporal or of the occipital lobe.

g. margina'lis, marginal *g.*, *g. frontalis superior* [BNA].

g. occipita'lis latera'lis, lateral occipital convolution, one of several small and variable convolutions on the lateral surface of the occipital lobe of the cerebral hemisphere.

g. occipita'lis supe'rior, superior occipital convolution, one of several variable convolutions on the superior convex surface of the occipital lobe of the cerebrum.

g. occipitotempora'lis, occipitotemporal convolution, *g. fusiformis* [BNA].

g. orbita'lis, orbital gyrus, one of a number of small,

irregular convolutions occupying the concave inferior surface of each frontal lobe of the cerebrum.

g. parieta'lis ascen'dens, ascending parietal convolution, *g. centralis posterior* [BNA].

g. parieta'lis supe'rior, superior parietal *g.*, *lobulus parietalis superior* [BNA].

g. parieta'lis infe'rior, inferior parietal *g.*, *lobulus parietalis inferior* [BNA].

g. postcentra'lis, posterior central or ascending parietal convolution, *g. centralis posterior* [BNA].

g. praecentra'lis, precentral, anterior central, or ascending frontal convolution, *g. centralis anterior* [BNA].

g. rec'tus, straight convolution, a longitudinal convolution on the under surface of each frontal lobe of the cerebrum between the longitudinal fissure and the olfactory sulcus.

g. subcallo'sus, subcallosal convolution, *Zuckerlandl's convolution*, peduncle of the corpus callosum, a rather ill-defined, narrow convolution between the rostral lamina of the corpus callosum and the parolfactory area, being separated from the latter by the sulcus parolfactorius posterior.

g. supracallo'sus, supracallosal *g.*, the thin coating of gray matter covering the surface of the corpus callosum.

g. supramargina'lis, supramarginal convolution, a folded convolution in the inferior parietal lobule, capping the posterior extremity of the lateral (Sylvian) fissure.

g. tempora'lis infe'rior [BNA], inferior temporal convolution, third temporal convolution, a sagittal convolution on the inferolateral border of the temporal lobe of the cerebrum, bounded by the middle and inferior temporal sulci.

g. tempora'lis me'dius [BNA], middle temporal convolution, second temporal convolution, a longitudinal gyrus on the lateral surface of the temporal lobe, between the superior and middle temporal fissures; posteriorly it curves around the extremity of the superior temporal sulcus to join the superior temporal convolution, forming the angular gyrus.

g. tempora'lis supe'rior [BNA], supertemporal convolution, superior temporal convolution, first temporal convolution, a longitudinal gyrus on the lateral surface of the temporal lobe between the lateral (Sylvian) fissure and the superior temporal sulcus.

g. tempora'lis transver'sus, transverse temporal convolution, one of two or three convolutions running transversely on the surface of the temporal lobe bordering on the lateral (Sylvian) fissure, separated from each other by the transverse temporal sulci.

g. transi'tivus [BNA], transition *g.*, annectent *g.*, a small convolution connecting two lobes or two main gyri, especially such a small gyrus found crossing the bottom of the fissure of Rolando.

g. uncina'tus, uncinate *g.*, *uncus gyri hippocampi* [BNA], the anterior hook-shaped portion of the *g. hippocampi*.

H

H. Abbreviation for hyperopia or hyperopic; horizontal. Symbol for hydrogen.

Haab's magnet (hahb) [O. *Haab*, Zurich ophthalmologist, *1850.] A very powerful electric magnet used for drawing out chips of iron or steel which have become imbedded in the eyeball. **H.'s reflex**, cortical pupillary reflex; contraction of the pupil when, in a dark room, the subject's attention is directed to a light placed to one side of him, the eyes, however, not being turned toward it.

habē'na [L. rein.] 1. A frenum or restricting fibrous band. 2. Habenula (2). 3. A restraining bandage.

hab'enal, hab'enar. Relating to an habena.

haben'ula [L. strap.] 1. A frenulum, a restraining band. 2. [BNA] Peduncle or stalk of the pineal body, a hollow structure attached to the pineal body; its dorsal part is continuous on either side with the stria medullaris of the thalamus, its ventral part is curved around the posterior commissure of the cerebrum. **h. perfora'ta**, foramina nervosa [BNA]. **h. urethra'lis**, one of two fine, whitish lines running from the meatus urethrae to the clitoris in girls and young women; they are the vestiges of the anterior part of the corpus spongiosum.

haben'ular. Relating to an habenula, especially the stalk of the pineal body. **h. tri'gone**, a triangular plate, formed by the continuations of the medullary striae of the thalamus, at the dorsal part of the habenula (2).

hab'it [L. *habitus*; *habere*, to have.] 1. A practice or custom established by frequent repetition of the same act. 2. *Habitus*. **h. of body**, *habitus*.

hab'itat [L. *habitare*, to dwell.] The place where a species of animal or plant is found in nature.

hab'itus [L. *habitus*.] 1. The general characteristic appearance of the body indicating a constitutional tendency to some disease or metabolic fault. **h. enteroptot'icus**, the physical state significant of enteroptosis, characterized by a long, narrow abdomen and a thorax with a costal angle below 90°.

habroma'nia [G. *habros*, cheerful, + *mania*.] A form of delusional insanity in which the imaginings assume a cheerful or joyous character; amenomania.

hachement (ash-moi') [Fr. *chopping*.] The hacking stroke in massage.

Hackenbruch's experience (hah'ken-brookh) [Peter Theodor *Hackenbruch*, Wiesbaden surgeon, *1865.] The area of anesthesia following the injection of cocaine or one of its substitutes is rhombic in shape.

hack'ing. A chopping stroke made with the edge of the hand in massage.

hæ- For words so beginning not found below, see *hæ-*.

Haeckel's law [Ernst Heinrich *Haeckel*, German naturalist, *1834.] The individual organism, in its development from the ovum, passes through the same changes as did the species in developing from the lower to the higher forms of animal life; "ontogeny is a recapitulation of phylogeny."

hemamöba (hem-ä-me'bah). Plasmodium, a pro-

tozoan organism parasitic in the red blood-cells of warm-blooded animals.

hematoxylon (hem-ä-tok'si-lon) [G. *haima* (*haimat*), blood, + *xylon*, wood.] (U.S.) *Hæmatoxylon lignum* (Br.), log-wood, the heart-wood of *Hæmatoxylon campechianum* a tree of Central America; astringent and tonic, employed in diarrhea in doses of gr. 10-30 (0.6-2.0).

hæmocœl (hem'o-sël) [G. *haima*, blood, + *koilōma*, cavity.] The system of blood-containing spaces pervading the body in molluscs and arthropods.

hæmocœlom [G. *haima*, blood, + *koilōma*, a hollow.] The body cavity of the embryo containing the primitive heart.

Hæmogregar'ina. A genus of protozoan organisms, of the order *Hæmosporidia*, parasitic usually in the blood-cells of cold-blooded animals.

Hæmopro'teus. Halteridium.

hæmorrhagia (hem-or-ra'ji-ah) [G. *haima*, blood, + *-rhagia*.] Hemorrhage. **h. per rha'is**, hemorrhage due to rupture of a blood-vessel.

Hæmospo'rea. A suborder of *Hæmosporidia*, most, though not all, of the members of which are parasitic in the blood-corpuscles of cold-blooded animals.

Hæmosporid'ia. An order of *Telosporidia* parasitic in the blood of various animals; it includes *Plasmodium*, *Halteridium*, and *Hæmogregarina*.

Haeser's formula (ha'zer) [Heinrich *Haeser*, German physician and medical historian, 1811-1884.] Trapp'-Haeser formula.

Haff'kine's se'rum [Waldemar Mordecai Wolf *Haffkine*, Russian physician, *1860.] 1. A dead culture of the cholera spirillum employed as a prophylactic; there are two vaccines, weak and strong, the latter being a culture the virulence of which has been increased by growth in the peritoneal cavity of a guinea-pig; an injection of the weak serum is first given and is followed in 3 or 4 days by one of the stronger cultures. 2. A dead culture of the plague bacillus given by injection as a prophylactic.

hafusi baths (hah-foos'e) [Ger. *hand*, hand, + *fuß*, foot.] A modification of the Nauheim baths, the hands and feet only of the patient being immersed in hot water impregnated with carbon dioxide gas.

Hagedorn nee'dle (hah'geh-dorn) [Werner *Hagedorn*, German surgeon, 1831-1894.] A curved surgical needle flattened on the sides.

hagiother'apy [G. *hagios*, saint, + *therapēia*, treatment.] Treatment of the sick by means of contact with relics of the saints, visits to shrines, and other religious observances.

Hag'ner opera'tion [Francis R. *Hagner*, American surgeon, *1873.] The establishment of drainage by means of an incision into the epididymis in cases of gonorrheal epididymitis.

Hahnemann'ian [Samuel Christian Frederic *Hahnemann*, German physician, the founder of the doctrine of homeopathy, 1755-1843.] Relating to Hahnemann or to the doctrine he taught.

Haidinger's brushes (hi'ding-er). An apparatus produced when polarized light from an evenly illuminated surface falls upon the eye, it consists of a dark yellowish brush or tuft, narrowest in

its center, which separates from each other two lighter bluish tufts, placed vertically to the first.

Haines's formula [Walter Stanley Haines, American chemist and toxicologist, *1850.] The last two figures of the specific gravity of a specimen of urine multiplied by 1.1 indicates the number of grains of solids in each fluid ounce. **H.'s reagent**, copper sulphate 2, caustic potash 7.5, glycerin 15, distilled water 150; employed in Trommer's test.

hair [A.S. hær.] 1. Pilus, one of the fine, long flexible appendages of the skin, covering the entire body except on the palms and soles and other flexor surfaces. See *pilus* and *scapus*. The hairs of the various parts of the body have received special names (see below). 2. One of the fine, hair-like processes of the auditory cells of the labyrinth, of the taste-bulbs, and of other sensory cells, called auditory hairs, gustatory hairs, sensory hairs, etc. **bead'ed h.**, monilithrix. **moniliform h.**, monilithrix. **ringed h.**, a condition in which the hair shows alternate pigmented and white segments, trichonous versicolor.

beaded, monilithrix, moniliform hair. **brittleness**, trichorrhaxis, trichoclasia, clastothrix, fragilitas crinium. **bulb**, bulbus pili. **care** of, capilliculture. **disease**, trichopathy, cactotrichia, trichosis, trichonosis, trichonous. **downy**, lanugo. **dryness**, xerasia. **erection** of, horripilation, goose-flesh, hystericism. **excessive growth**, hypertrichosis, hirsuties. **falling** of, defluxio capillarum, defluvium, defluxio, peliosis, trichatrophie, trichorrhea. **fineness**, leptotrichia. **follicle**, folliculus pili. **fungous disease**, lepotrix, trichomycosis, trichomycetosis, Beigel's disease, chignon, pedia, tinea nodosa, trichophytosis. **grayness**, canities, poliosis, achromatosis. **having black**, melanocomous, melanotrichous. **having straight**, lotrichous, leotrichous. **having white**, leucotrichous. **loss** of, calvities, baldness, acoma, alopecia; **ophiasis** (encircling head). **matting** of, trichiasis coacta, plica, trichomatosis, trichoma. **of the axilla**, hircus (pl. hirci). **of the ear**, tragus (pl. tragi). **of the eyebrows**, supercilium (pl. supercilia). **of the eyelids**, cilium (pl. cilia). **eyelash**. **of the face**, barba. **of the genitals**, pubis (pl. pubes). **of the head**, capillus (pl. capilli). **of the nose**, trika, vibrissa (pl. vibrissae). **removal** of, depilation, capillurgy. **ringed**, trichonous versicolor. **root**, radix pili. **science** relating to, trichology. **shaft**, scapus pili. **splitting** of, diatrix, schizotrichia, scissura pilorum. **stiffness**, hystericism, hystericiasis. **treatise** on, trichology. **woolly**, lanugo.

hair-bulb. Bulbus pili.

hair-follicle (hår-fol'i-kl). Folliculus pili; a cylindrical pit dipping down through the corium into the subcutaneous connective tissue; it contains the root of the hair. The outer or dermic coat consists of three layers: an outer longitudinal, a middle transverse, and an inner vitreous or homogeneous; the internal or epidermic coat is formed of the mucous layer of the epidermis; the root-sheath has two layers—of Henle and of Huxley, and finally the follicle is lined with a thin layer of cells, the cuticle of the root-sheath.

hair-root. Radix pili.

hair-shaft. Scapus pili.

hair-streams. Flumina pilorum.

Hales's piezometer (pi-è-zom'e-tur) [Stephen Hales, English physiologist, 1677-1761.] A glass tube inserted into an artery at right angles to its axis, the pressure being shown by the height to which the blood ascends in the tube.

haliteresis (hal-i-at-è-re'sis) [G. hals, salt, + *sterêsis*, privation.] A deficiency of lime salts in the bones, osteomalacia, malacosteon. **h. ce'rea**, waxy softening of the bones.

haliteret'ic. Relating to or marked by haliteresis.

halito'sis [L. *halitus*, breath, + *-ôsis*.] Bad breath.

halituous (hal-it'u-us) [L. *halitus*, breath.] Vaporous; covered with moisture. **h. brui't**, Wahl's sign.

hal'itus [L.] 1. Breath. 2. Exhalation, ° warm vapor.

Hall's dinn'er pill. (N.F.) Purified aloes, extract of licorice, powdered soap, and molasses each gr. 1 (0.06).

Hall's disease, H.'s meth'od. See *Marshall Hall*.

Hall's solutio'n of strychnine. Liquor strychninae acetatis (N.F.).

Halle, Bavaria (hah'leh). Saline-bromo-iodized waters. Used internally in goiter, and scrofulous swellings.

Halle's point (â-la') [Adrien Joseph Marie Noel Halle, Parisian physician, *1859.] A point at the intersection of a horizontal line touching the anterior superior spine of the ilium and a perpendicular line drawn from the spine of the pubes; here the ureter can be most readily palpated.

Haller's acid elix'ir [Albrecht von Haller, Swiss anatomist and botanist, 1708-1777.] Mistura sulphurica acida (N.F.). **H.'s ansa**, a curving branch of the facial nerve below the stylomastoid foramen. **H.'s arches**, the internal and external arcuate ligaments of the diaphragm; see *arcus lumbocostalis*. **H.'s circle**, (1) arteries encircling the optic nerve in the sclerotic coat, *circulus arteriosus Halleri*; (2) veins in the areola encircling the nipple, *circulus venosus Halleri*; (3) the fibrocartilaginous ring in each side of the heart supporting the mitral and tricuspid valves respectively, *circulus callosus* or *fibrosus Halleri*. **H.'s colic omen'tum**, an adhesive band sometimes connecting the omentum and the testis in the fetus and descending with the testis into the scrotum. **H.'s cones**, *coni vasculosi*, conical masses formed by the convolutions of the vasa efferentia of the testis passing to the globus major of the epididymis. **H.'s fretum**, a constricted space between the ventricle and the atrium or arterial bulb in the fetal heart. **H.'s haben'ula**, the cord-like remains of the processus vaginalis peritonæi. **H.'s lathmus**, H.'s fretum. **H.'s line**, *linea splendens*, a fibrous line in the spinal pia mater. **H.'s plexus**, a nervous plexus of sympathetic filaments and branches of the external laryngeal nerve on the surface of the inferior constrictor muscle of the larynx. **H.'s rete**, *rete* testis*. **H.'s tripod**, celiac axis. **H.'s tu'nica vasculo'sa**, the vascular layer of the chorioid coat of the eye. **H.'s un'guis**, hippocampus minor, calcar avis [BNA]. **H.'s vas aber'rans**, a diverticulum of the epididymis extending upward in the angle between the epididymis and the vas deferens.

hal'lex, pl. *hal'lices* [L.] Hallux.

Hallion's law (al-yawn') [L. *Hallion*, French physician, contemporary.] Extracts of an organ exert on the same organ a stimulating influence, increasing its secretion when deficient and favoring its restoration when injured.

Hallopeau's disease' (â-lô-po') [Henri Hallopeau, Parisian dermatologist, *1842.] Pustular dermatitis.

hall'ucal. Relating to the great toe.

hallucina'tion [L. *alucinari*, to wander in mind.]

A subjective perception of what does not exist.

hallucino'sis. A psychosis marked especially by more or less persistent hallucinations.

hal'lux. Hallux.

hal'lux, pl. *hal'luces* [L.] The great toe, the first digit of the foot. **h. doloro'sus**, painful toe, a condition, usually associated with flat-foot, in which walking causes severe pain in the metatarsophalangeal joint of the great toe. **h. flex'us**, hammer-toe. **h. rig'idus**, stiff toe, a condition in

which walking is painful on account of stiffness in the metatarsophalangeal joint of the great toe. **h. valgus**, a deviation of the great toe toward the outer or lateral side of the foot. **h. varus**, deviation of the great toe to the inner side of the foot away from its neighbor.

ha'lo [G. *halōs*, a circular threshing floor.] 1. A reddish yellow ring surrounding the optic disc, due to a widening out of the scleral ring permitting the deeper structures to show through. 2. An areola. **glauco'matous h.**, glaucomatous ring. * **halogen** (hal'ō-jen) [G. *hals*, salt, + *gennao*, I produce.] One of the chlorine group (bromine, chlorine, fluorine, iodine) of metalloids, all univalent elements; they form monobasic acids with hydrogen, and their hydroxides (fluorine forms none) are also monobasic acids.

hal'oid [G. *hals*, salt, + *eidōs*, resemblance.] 1. Resembling common salt; noting a salt composed of a base and a halogen, such as sodium chloride. **halostere'sis**. Halisteresis.



HALSTED'S SUBCUTICULAR SUTURE.

Hal'sted's meth'od [William Stewart Halsted, Baltimore surgeon, *1852.] 1. An operation for the radical cure of inguinal hernia. 2. Amputation of the breast for carcinoma with removal of the muscular and lymphatic structures over a wide area. **H.'s su'ture**, (1) an interrupted intestinal suture, similar to the Lembert suture, but doubled; (2) subcuticular suture, one passing back and forth through the corium, but not including the epidermis.

Halstern's disease' (hah's'tern). Endemic syphilis.

Halterid'ium [G. *halterēs*, weights held in the hand in leaping.] *Hamoptreus*, a genus of protozoan organisms, order *Hamosporidia*, parasitic in the red blood-cells of birds; its sexual cycle is passed in the body of the culex mosquito.

ham [A.S. *hamm*.] 1. The popliteal space. 2. The buttock and back part of the thigh.

hamame'lin, **hamamel'idin**. A powdered extract of hamamelis, employed internally as a tonic astringent in doses of gr. $\frac{1}{2}$ -2 (0.03-0.13), and in suppository in the treatment of hemorrhoids.

hamamelis, gen. *hamamel'idis* (ham'ah-me'lis) [G. *hama*, together with, + *mēlon*, apple.] Witch-hazel, spotted hazel, a shrub or small tree, *Hamamelis virginiana*, growing in damp, rocky soil in the eastern and central parts of North America; the leaves and bark are official in the U.S.P. and the leaves in the B.P. **hamamel'idis cor'tex** (U.S.), witch-hazel bark; employed for the same purpose as the leaves. **hamamel'idis fo'lia** (U.S. and Br.), witch-hazel leaves, the dried leaves collected in the autumn; occasionally employed internally in slight bleeding from the digestive or urogenital tract, and externally as an application to contusions and other injuries and in headache; the official preparations are the fluidextract (U.S.) and the solution (Br.); the aqua or water, popu-

larly known as "extract of witch-hazel" made from the bark, is official in the U.S.P.

hamarthrit'is (ham-ar-thri'(thre'tis) [G. *hama*, together.] Polyarthrit'is.

hamartia (ham-ar'shyah) [G. *hamartion*, a bodily defect.] An error of development marked by defects in tissue-combination.

hamartoblastoma (ham-ar'to-blast-to'mah) [*hamartoma* + *blastoma*.] An autonomous neoplastic growth starting from a hamartoma.

hamarto'ma [G. *hamartion*, a bodily defect, + *ōma*] 1. A tumor due to a new growth of blood-vessels as distinguished from hemangioma formed by the dilatation of preexisting vessels. 2. A tumor-like malformation due to some defect in tissue-combination.

hamat'um [L. neut. of *hamatus*, hooked.] To form bone, os* hamatum.

Ham'berger's law. When acid is added to blood albumins and phosphates pass from the red corpuscles to the serum and chlorides pass from the serum to the cells; the reverse takes place when the blood is rendered alkaline or is oxygenated.

Hamburger's test (hahm'boor-ger). The injection of 0.1 c.c. of a 1:10,000 dilution of tuberculin just beneath the skin of the forearm or back is followed, when positive, by a subcutaneous infiltration within twenty-four hours.

Ham'ilton's meth'od [David James Hamilton, Scotch pathologist, 1849-1909.] Sponge-grafting.

Ham'ilton's pseudophleg'mon [Frank Hastings Hamilton, American surgeon, 1813-1875.] A trophic affection of the subcutaneous connective tissue, marked by a circumscribed swelling which may become indurated and red, but never suppurates. **H.'s test**, in axillary dislocation of the shoulder a rod will touch both the acromion process and the outer condyle of the humerus.

Ham'marsten's reagent [Olof Hammarsten, Swedish physiological chemist, *1841.] A mixture of 1 part of a 25 per cent. solution of nitric acid and 19 parts of a 25 per cent. solution of hydrochloric acid; the addition of a few drops to a mixture of 1 part of this reagent and 4 parts of alcohol will give a green color if bile is present.

hamm'er-finger. A condition of flexion of the middle upon the proximal phalanx of the little finger; it is frequently hereditary and sometimes congenital, and is due apparently in many cases to an abnormality in development of the component parts of the affected articulation; more rarely it is an acquired affection.

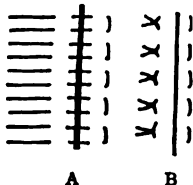
Hammerschlag's method (hahm'er-shlahg). A hydrometric method of determining the specific gravity of the blood after the addition of chloroform and benzene.

hamm'er-toe. A condition of permanent flexion at the mid-phalangeal joint of one or more of the toes, hallux flexus.

Ham'mond's disease' [William Alexander Hammond, American neurologist, 1828-1900.] Athetosis.

ham'string. 1. One of the tendons bounding the popliteal space on either side; the *inner h.* comprises the tendons of the semimembranosus, semitendinosus, gracilis, and sartorius muscles; the *outer h.* is the tendon of the biceps femoris. 2. In the horse and other quadrupeds, the tendo Achillis or great tendon of the gastrocnemius muscle, at the back of the hock or so-called knee of the hind leg. **h. muscles**, the muscles at the back of the thigh, comprising the biceps, the semitendinosus, and the semimembranosus.

ham'ular [L. *hamulus*.] Hook-shaped, unciform. **h. process**, hamulus.



HALSTED'S INTESTINAL SUTURE: A. Ready for tying; B. tied.

ham'ulus, gen. and pl. *ham'ulī* [L. dim. of *hamus*, hook.] 1. Any hook-like structure. 2. The hamular process, a hook-like process on the distal and inner part of the anterior or palmar surface of the unciform bone. **h. coch'leæ**, a sickle-shaped process at the tip of the lamina spiralis of the cochlea, bounding in part the helicotrema. **h. lacrima'tis** [BNA], lacrymal hamulus, hamular process of the lacrymal bone; the hook-like lower end of the lacrymal crest, curving between the frontal process and orbital surface of the superior maxilla to form the upper aperture of the bony portion of the nasal duct. **h. lam'inæ spir'a'lis**, hook of the spiral lamina, the upper hook-like termination of the lamina spiralis ossæ of the cochlea. **h. pterygold'eus** [BNA], pterygoid hamulus, hamular process of the sphenoid bone, the inferior extremity of the internal plate of the processus pterygoideus.

hand [A.S.] *Manus*, the terminal portion of the upper extremity below the forearm, comprising the carpus, metacarpus, and phalanges. **ape h.**, a deformity marked by extension of the thumb at nearly a right angle with the axis of the hand. **claw h.**, a deformity resulting from atrophy of the interosseous muscles, the wrist being extended and the fingers flexed at the interphalangeal articulation. **cleft h.**, a congenital deformity in which the division between the fingers, especially between the third and fourth, extends into the metacarpal region. **obster'ical h.**, a deformity of the hand caused by a muscular dystrophy in which the thumb is flexed, the fingers being drawn together in the form of a cone. **spade h.**, the coarse, thick, square hand of acromegaly or myxedema. **trident h.**, a hand in which the fingers are of nearly equal length and deflected at the first interphalangeal joint, so as to give a fork-like shape; seen in achondroplasia and other conditions; see cut under *trident*.

absence, **achiria**, **bath for**, **maniluvium**, **care of**, **manicure**, **claw**, **talipomanus**, **enlargement**, **macrochiria**, **chiromegaly**, **gout in**, **chiragra**, **chiarthritis**, **inflammation of the joints**, **chirarthroacæ**, **chirarthritia**, **chiorrheuma**, **pain**, **chiralgia**, **rheumatism**, **chiarthritis**, **chiorrheuma**, **smallness of**, **microchiria**, **spasm**, **chirospasm**, **chirism**; **writer's cramp**, **telegapher's cramp**, etc.

hand-ra'tio. The ratio of the length of the hand (measured on the dorsum from the styloid process of the ulna to the tip of the third finger) to the width across the knuckles.

hang'nail. A tearing up of a strip of epidermis at the side of the nail; agnail.

Hanot's cirrho'sis or disease' (â-no') [Victor Charles Hanot, Parisian physician, 1844-1896.] Hypertrophic cirrhosis of the liver with chronic jaundice.

Hansen's bacil'lus [Gerhard Armauer Hansen, Norwegian physician, 1841-1912.] *Bacillus lepræ*.

hapalonychia (hap-al-o-nik'i-ah) [G. *hapalos*, soft, + *onyx* (onych-), nail.] Absence of rigidity of the nails, onychomalacia.

haphalgædia (haf-al-je'zi-ah) [G. *haphê*, a touching, + *algêris*, sense of pain.] Pain, or an extremely disagreeable sensation approaching it, caused by the merest touch.

haphophobia (haf-e-to'bi-ah) [G. *haphê*, touch, + *phobos*, fear.] A morbid dislike or fear of being touched.

Hapke's phenom'enon (hahp'keh) [Franz Hapke, German physician, contemporary.] An abnormally prominent presentation of the parietal bone of the head of the first of twins, lying deep in the pelvis.

haplodermatitis (hap-lo-der-mâ-ti'(te')tis) [G. *haplous*, simple, + *derma* (dermat-), skin, + *-itis*.] Simple inflammation of the skin.

haplodermitis (hap-lo-der-mi'(me')tis). Haplodermatitis.

hap'lodont [G. *haplous*, simple, plain, + *odont* (odont-), tooth.] Having molar teeth with simple crowns, i.e. without ridges or tubercles.

haplo'pia [G. *haplous*, single, + *ôps* (ôp-), eye.] Single, normal vision, as distinguished from diplopia.

hap'loscope [G. *haplous*, single, + *skopeô*, I view.] An instrument used in measuring the inclination of the visual axes.

Haplosporid'ia [G. *haplous*, simple, + *sporos*, seed.] An order of *Neosporidia*, in general of undetermined life histories; the spore are simple, with a single nucleus and no polar capsule.

hap'tin [G. *haptô*, I fasten, bind.] 1. According to the side-chain theory, a cast-off receptor.* The haptins are of three orders: (1) antitoxin or antiferment; (2) agglutinin, coagulin, precipitin; (3) cytolsin, hemolysin, bacteriolysin; the haptins of the first and second orders are uniceptors, those of the third order amboceptors. 2. Antigen.

haptophil, **haptophile** (hap'to-fil, hap'to-fil). Noting the atom group of a receptor which unites with the haptophore group of a toxin.

hap'tophore [G. *haptô*, I bind, + *phorêô*, I carry.] The atom group of an antigen or antibody molecule by means of which the molecule can combine with a cell or with its corresponding antibody or antigen, respectively.

haptophor'ic, **haptoph'orous**. Relating to or noting the action of a haptophore.

Harbin Hot Sulphur Springs, California. Saline-chalybeate-sulphureted; sulphated-saline-chalybeate waters. In addition there are the "magnesia" and the "arsenic" springs. The sulphur spring has a temperature of 122° F. Used by bathing and drinking in gout, rheumatism, and other joint affections; in skin diseases, anemia, dyspepsia, chlorosis, chronic malarial poisoning, wasting diseases, syphilis, and glandular indurations. Frequented the entire year.

hard'en'ing. The process of condensing a histological or pathological specimen and making it firm and compact so that it can be cut into thin sections for examination under the microscope.

Har'der's gland [Johann Jacob Har'der, Swiss anatomist, 1656-1711.] An acinous mucous gland in the nictitating membrane of birds and some mammals, and sometimes present in rudimentary form on the lacrymal caruncle of man.

Hardy's lo'tion (ar-de') [Louis Philippe Alfred Hardy, Parisian physician, 1811-1893.] A lotion for freckles, composed of corrosive sublimate 1, alcohol enough to make a solution, sulphate of zinc and acetate of lead, each 4, distilled water, 250.

harelip (hâr-lip'). A congenital fissure in the upper lip, often combined with cleft palate; it may be single or there may be one on either side of the median line corresponding to the borders of the intermaxillary bone.

hare's-eye. Lagophthalmia.

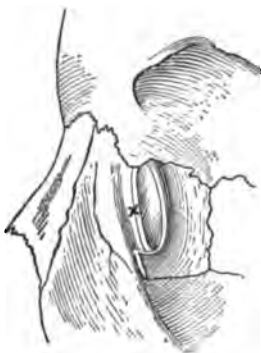
Har'ley's disease' [George Harley, English physician, 1829-1896.] Paroxysmal hemoglobinuria.

har'maline. An alkaloid, C₁₅H₁₁N₃O, derived from the seeds of the wild rose (*Peganum harmala*), resembling quinine in its properties.

har'mine. An alkaloid derived, with harmaline from the seeds of the wild rose.

har'monia [L. and G. a joining.] Harmonic suture.

the simple, firm apposition of two smooth surfaces of bone, as seen in the lacrymomaxillary junction. **harpoon'**. A small, sharp-pointed instrument with a barbed head used for extracting bits of muscular and other tissue for microscopical examination.



LACRYMOMAXILLARY JUNCTION (AT X): A joint by apposition, or harmonia.

Har'rington's solu'tion [Charles Harrington, Boston physician, 1856-1908.] Corrosive sublimate 0.8, hydrochloric acid 60, water 300, commercial alcohol 640; used for hand sterilization and as a wash for infected wounds and abscess cavities.

Harr'le Lith'la Springs, South Carolina. Alkaline-calcic-lithic waters. Two springs,—the "Lithia", and the "Sulphur". Used by drinking in acidity of the stomach, diabetes mellitus, constipation, rheumatism, and uric-acid conditions. June 1 to October 1.

Harris sep'arator or seg'regator [Malcolm La Selle Harris, American surgeon, *1862.] A double catheter the beaks of which are separated when in the bladder, a ridge being formed between the two by a sound in the rectum making upward pressure; the urine from each kidney thus collects in its own pouch and is aspirated out through the catheter on that side.

Harr'ison's groove [Edward Harrison, English physician, 1766-1838.] A depression along the lower border of the thorax, due seemingly to the tug of the diaphragm, observed in cases of adenoids and other conditions of impeded respiration.

Har'rogate, England. Alkaline-sulphureted, muriated-chalybeate waters. Cold. About eighty springs. Used by drinking and bathing in rheumatism, gout, dyspepsia, anemia, skin affections, bronchitis, congestion of the liver, constipation, abdominal plethora, obesity syphilis, metallic poisoning, chlorosis, malarial cachexia, retarded convalescence, scrofula, rheumatoid arthritis, and the diseases of women. Frequented the entire year.

Hart'mann's curette' [Arthur Hartmann, Berlin laryngologist, *1849.] A curette, cutting on the side, for the removal of adenoids.

Hart'mann's pouch [Robert Hartmann, German anatomist, *1831.] A spheroid or conical pouch at the point of exit of the gall-bladder into the cystic duct; called also pelvis of the gall-bladder and fossa provesicalis.

hart'shorn. Aqua ammoniac; any volatile ammonium salt, such as the carbonate.

Har'vey. William Harvey, English physician, 1578-1657, the discoverer of the circulation of the blood. The book announcing this discovery

was entitled "Anatomical Exercise on the Motion of the Heart and Blood in Animals" published in Frankfort in 1638.

hash'eesh, hash'ish [Arabic, hay.] An intoxicant from the tops and sprouts of *Cannabis indica*.

Has'ner's fold or valve [Joseph Hasner, Ritter, *1818, Artha, Prague oculist, 1819-1892.] Plica lacrymalis.

H₃AsO₄. Arsenic acid.

Has'sall's concent'ric corpuscles [Arthur H. Hassall, English physician, 1817-1894.] Small bodies of flattened epithelial cells arranged around a granular nucleated corpuscle, found in the medulla of the follicles of the thymus.

Hasting's stain (häs'ting). [Thomas Wood Hastings, New York physician, *1873.] A modified Romanowsky stain.

Hata prepara'tion (hah'tah) [S. Hata, Japanese physician, contemporary.] Ehrlich-Hata preparation.

H's phenom'enon, contrary effect, exacerbation of an infectious disease when, in chemotherapy, a small dose is given of a remedy which is but little parasitotropic, such as methylene blue.

Hath'orn Spring, Saratoga, New York. Alkaline-saline-lithic-calcic-carbonated water. Used by drinking in a wide range of disorders, including the numerous uric-acid conditions. June 15 to September 15.

hau'nch-bone (haw'nch'bôn). 1. Os coxae. 2. The innominate bone in the pelvis of the horse, huckle bone.

haustorium, pl. *haustoria* (haw'sto'ri-um) [L. *haustus*, drinking.] 1. An organ for the absorption of nutriment. 2. In botany, the root or special organ of attachment and nourishment of a parasite.

haustrium, pl. *haustria* (haw'strum) [L. a machine for dipping up water from a cistern or well.] One of the sacculations of the colon, caused by the fact that the taeniae, or longitudinal bands, are slightly shorter than the gut so that the latter is thrown into tucks or pouches; called also *haustrium coli*.



HAVERSIAN SYSTEM OF BONE.

haustus (haw'stus) [L. a drink, draft.] A potage or medicinal draft. **h. nig'er**, black draft, infusion sennae compositum.

haut-mal (o-mal') [Fr. high evil.] Grand mal.

Hav'ers's canals [Clopton Havers, English anatomist, 1650-1702 (?).] Vascular canals in osseous tissue. **H.'s glands**, collections of adipose tissue in the hip, knee, and other joints, covered by synovial membrane, thought by H. to be glands secreting the synovia. **H.'s lamel'læ**, concentric layers of bone surrounding H.'s canals. **H.'s spa'ces**, spaces in bone formed by the enlargement of H.'s canals. **H.'s sys'tem**, one of H.'s canals with the lamellæ surrounding it.

Haver'sian. Relating to Clopton Havers and the structure of bone described by him; see *Havers*.

haw. 1. The third eyelid, or nictitating membrane,* of the horse. 2. Any growth on the conjunctiva or eyelid.

hawk. An explosive expiration made to clear the throat of mucus.

hawa. Any disease of the nictitating membrane of the horse.

hay-asthma. A severe form of hay-fever in which asthma is one of the distressing symptoms of the later stage.

hay-bacillus. *Bacillus subtilis*.

Haycraft's test [John Berry Haycraft, British physiologist, contemporary.] For bile in the urine: a pinch of sublimed sulphur is dropped on the urine to be tested; if bile acids are present the sulphur sinks to the bottom, if they are absent the sulphur floats.

Hayem's disease' (a-yah'h) [Georges Hayem, Paris physician, *1841.] Myelitis apoplectiformis. H.'s hem'atoblast, blood-platelet.* H.'s se'rum, an artificial serum composed of sodium chloride 5, sodium sulphate 10, boiled water 1000. H.'s sol'u'tion, composed of mercuric chloride 0.5, sodium chloride 1, sodium sulphate 5, distilled water 200; it is used in blood-examinations.

hay-fever. Autumnal catarrh; an acute irritative inflammation of the mucous membranes of the eyes and upper respiratory passages accompanied by itching and profuse watery secretion, followed later usually by bronchitis and asthma; the attack recurs annually at the same or nearly the same time of the year, late summer, and is thought to be due to irritation by the pollen of certain plants, but there is also a strong neurotic element in it.

Haygarth's nodes or nodosities [John Haygarth, English physician, 1740-1827.] Exostoses from the margins of the articular surfaces and from the periosteum and bone in the neighborhood of the joints of the fingers, leading to ankylosis and associated with lateral deflection of the fingers toward the ulnar side; they occur in arthritis deformans.

Haywood White Sulphur Springs, North Carolina. Sulphurous and chalybeate waters, 54° F. Two springs. Used by drinking and bathing in disorders of the liver, stomach, and kidneys, and in rheumatism and neuralgia. Frequent in the summer and autumn.

Ha'zen's the'rem [Allen Hazen, American civil engineer, *1869.] For every typhoid-fever death avoided by the purification of public water supplies, two or three deaths from other causes are also and at the same time prevented. See *Mills-Reincke phenomenon*.

hb. Abbreviation for hemoglobin.

H₂BO₃. Boric acid.

HBr. Hydrobromic acid.

H₂C. Ethylene, olefant gas, CH₂.

HC₂ClO₄. Trichloroacetic acid, CCl₃.COOH.

HCHO. Formaldehyde.

HCl. Hydrochloric acid.

HClO₄. Hydrocyanic acid.

H₂CrO₄. Chromic acid.

H.D. Abbreviation for hearing distance.

He. Chemical symbol of helium.

head [A.S. *hædod.*] 1. Caput, the upper or anterior extremity of the animal body, containing the brain and the organs of sight, hearing, taste, and smell. 2. The upper, anterior, or larger extremity of any body or structure. 3. The proximal extremity of a bone, that which is nearer the

cerebrospinal axis. 4. That end of a muscle which is attached to the more fixed part of the skeleton. **black h.,** comedo. **scald h.,** any crusted or markedly scaly affection of the scalp. **swelled h.,** osteoporosis of the skull.

abscess, cephalopyosis. **absence,** acephalia, acephalism. **back,** occiput. **bandage for,** capitum, galea. **bath for,** capitulum. **blood-tumor of,** cephaematoma. **congestion,** cephaemia. **crushing the,** cephalotripsy. **description of,** cephalography. **disease of,** cephalopathy. **dropsy,** cephaledema, cephalhydrocele, caput succedaneum (of fetus). **enlargement,** cephalonia, macrocephalia, macrocephaly, cephalomegaly. **front,** forehead, frons, metopon. **having a boat-shaped,** cymbocephalic, scaphocephalic, cymbocephalous, scaphocephalous. **having a broad,** bradycephalic, eurycephalic, bradycephalous, eurycephalous. **having a conical,** acrocephalic, acrocephalous. **having a distorted,** plagiocephalic, plagiocephalous. **having a large,** macrocephalic, megalcephalic, macrocephalous, megalcephalous. **having a long,** dolichocephalic, dolichocephalous. **having a narrow,** stenoccephalic, stenoccephalous. **having a short,** brachycephalic, brachycephalous. **having a small,** microcephalic, nanocephalic, microcephalous, nanocephalous. **having a thick,** pachycephalic, pachycephalous. **inflammation of muscles,** cephalomyitis. **measurement of,** cephalometry. **pain,** cephalagra, cephalalgia, migraine, clavus, monoepia, cephalodynia, headache, cephaloponia, hemisrania, megrim, metopodynia. **puncture of the,** cephalocentesis. **smallness,** microcephaly, nanocephaly. **top,** sinciput. **treatise on,** cephalography, cephalology. **trephining,** cephalotripsy. **tumor,** cephaloncus, cephalophyma.

Head's lines and zones [Henry Head, English physician, contemporary.] Areas of cutaneous hyperesthesia occurring in cases of acute or subacute visceral inflammation.

headache (hed'äk). Cephalalgia, a diffuse pain in various parts of the head, not confined to the area of distribution of any nerve. **bil'ious h.,** sick h., migraine. **blind h.,** migraine. **hel'met h.,** pain felt in the upper half of the head, occurring especially in neurasthenia. **organ'ic h.,** h. due to disease of the brain or its membranes. **reflex h.,** h. due to disease or abnormality in some organ more or less distant from the brain; one due to eyestrain, for example. **sick h.,** migraine. **symptomat'ic h.,** reflex h.

head-kidney. Forekidney, pronephros, the anterior portion of the Wolffian body.

head-lock. The catching of the chins in twin labor, in which the first born is by the breech, the second presenting by the head.

head-louse. *Pediculus capitis*.

heal (hël) [A.S. *healan.*] 1. To restore to health, especially to cause an ulcer or wound to cicatrize or unite. 2. To become well, to be cured; to cicatrize or close, said of an ulcer or wound.

heal-all. Prunella.

heal'er. 1. One who heals or cures, a physician. 2. One who claims to cure by Christian Science, mental healing, new thought, or other form of suggestion.

heal'ing. 1. Curing, restoring to health, promoting the closure of wounds and ulcers. 2. The process of a return to health, the closing of a wound. **h. by first intention,** etc., see *union** by first intention, etc.

Heal'ing Springs, Alabama. Waters contain iron, sulphur, lithia, magnesia, and a trace of arsenic. Eleven springs. Used by drinking in chronic diarrhea, skin troubles, disorders of the alimentary tract, liver, kidneys, and bladder.

Heal'ing Springs, Virginia. See *Hot Springs*, Virginia.

health (helth) [A.S. *hæth.*] Absence of disease; a condition of body and mind in which all the functions are normally performed.

health'y. Well, in a state of normal functioning, free from disease.

hear (hēr) [A.S. *hēran*.] To perceive sounds; noting the function of the ear.

hear'ing. Audition, the perception of sounds; the auditory sense, the function of the ears. **color h.**, pseudochromesthesia, a subjective color sensation being produced by certain sounds.

heart (hart) [A.S. *heorte*.] A hollow muscular organ which receives the blood from the veins and propels it into the arteries. It is divided by a musculo-membranous septum into two halves—right or venous and left or arterial, each of which consists of a receiving chamber (auricle or atrium) and an ejecting chamber (ventricle); the orifices through which the blood enters and leaves the ventricles are provided with valves, the mitral and the aortic for the left ventricle, the tricuspid and the pulmonary for the right ventricle. **bo'ny h.**, the presence of more or less extensive calcareous patches in the pericardium and walls of the heart. **fatty h.**, (1) fatty degeneration of the myocardium; (2) an overaccumulation of adipose tissue on the external surface of the heart with sometimes an infiltration of fat between the muscle bundles of the heart wall; **cor adiposum**. **f'ibroid h.**, chronic inflammation of the myocardium, with overgrowth of the connective tissue. **hairy h.**, pericarditis in which the heart is seen post mortem to be covered with a shaggy, fibrinous exudate; **cor hirsutum**, **cor tomentosum**, **trichocardia**, shaggy pericardium. **ic'ing h.**, pericarditis in which the heart is seen post mortem covered with a thick, white coat like the icing of cake. **left h.**, systemic h. **lux'us h.**, a German term for combined dilatation and hypertrophy of the heart, of the left ventricle chiefly. **pul'mon-ary h.**, the right auricle (atrium) and ventricle, receiving the venous blood and propelling it to the lungs. **right h.**, pulmonary h. **skin h.**, the peripheral blood-vessels. **system'ic h.**, the left auricle (atrium) and ventricle, receiving the aerated blood from the lungs and propelling it throughout the body. **tiger h.**, a fatty degenerated heart in which the fat is disposed in the form of broken stripes. **tobac'co h.**, cardiac irritability marked by irregular action, palpitation, and sometimes pain, occurring as a result of the excessive use of tobacco.

absence, **acardia**, **atrophy**, **acardiastrophia**, **cardi-astrophia**, **atrophia cordis**, **calculus**, **cardiolith**, **causing contraction**, **cardiokinetic**, **cardiokinetic**, **clot in**, **cardiohemorrhombus**, **cardiothrombus**, **contraction**, **cardiostenosis**, **cardiactia**, **ystole** (normal rhythmical contraction), **deficient nervous control**, **acardionervia**, **cardianeuria**, **dilatation**, **cardiectasia**, **ectasis cordis**, **cardieuryisma**, **cardianeuryisma**, **cardioncus**, **auxocardia**, **diastole** (normal rhythmical dilatation), **disease**, **cardiopathy**, **malum cordis**, **displacement**, **cardiectopia**, **ectocardia**, **ectopia cordis**, **cardiopsosis**, **bathycardia** (downward); **dextrocardia**, **dexicardia**, **dexicardia**, **cardianastrophe** (to the right side), **dissection**, **cardiotomy**, **engorgement**, **cardioplethora**, **cardiopolyemia**, **enveloping membrane**, **pericardium**, **capsula cordis**, **fatty**, **cor adiposum**, **adiposis cordis**, **fatty degeneration**, **adiposicardia**, **steatosis cordis**, **cardiomyoliposis**, **cardioliposis**, **cardiomeia**, **cardioethmoliposis**, **gout**, **cardiagra**, **hardening**, **cardiosclerosis**, **hastening action**, **cardioaccelerator**, **hernia through diaphragm**, **cardiocele**, **hypertrophy**, **cor bovinum**, **cor taurinum**, **hypercardia**, **cardiauxe**, **megacardia**, **macrocardia**, **incomplete development**, **cardiastelia**, **atolocardia**, **atelioidis cordis**, **inflammation**, **carditis**, **myocarditis** (of wall); **cardioalvulitis**, **cardioalvulitis**, **dicliditis** (of the valves); **endocarditis** (of lining membrane); **pericarditis** (of enveloping membrane); **angiocarditis** (of heart and great vessels); **pancarditis**, **endoperimyocarditis** (of all parts), **irregular action**, **arrhythmia cordis**, **cardiastasia**, **cardio-spasm**, **lack of blood in**, **acardiohemia**, **cardianemia**, **cardioanemia**, **large size**, **megacocardia**, **macrocardia**, **cardiauxe**, **cor bovinum**, **cor taurinum**, **hypercardia**, **hypercardiopathy**, **lining membrane**, **endocardium**.

malformation, **cardiamorphia**, **cardioparaphasia**, **mem-brane**, **pericardium** (external), **endocardium** (interior), **movable**, **cor mobile**, **cor pendulum**, **muscle**, **cry-cardium**, **pain**, **cardiodynia**, **cardialgia**, **cardium**, **neuralgia cordis**, **cardioneuralgia**, **angina pectoris**, **palpitation**, **cardiopalmus**, **cardiotromus**, **tremor cordis**, **trepidatio cordis**, **palpitatio cordis**, **cardiobolus**, **cardiognus**, **paralysis**, **cardioplegia**, **puncture**, **cardioctesis**, **cardicentesis**, **cardiopuncture**, **rapid action**, **tachycardia**, **heart-hurry**, **rheumatism**, **cardiorheuma**, **rupture**, **cardiorrhexia**, **cardioclasia**, **science of**, **cardiology**, **slow action**, **bradycardia**, **brachycardia**, **spaniocardia**, **slowing action**, **cardioinhibitory**, **smallness**, **microcardia**, **softening**, **cardiomalacia**, **spasm**, **angina pectoris**, **suture of**, **cardiorhaphy**, **syndecol**, **basculatio**, **treatise on**, **cardiagraphy**, **cardiography**, **cardiology**, **tuberculosis**, **cardiophyma**, **ulceration**, **cardielcosis**, **weakness**, **cardiasthenia**.

heart-block. A condition in which the ventricular systole does not always follow the auricular; every other beat may be lost, or every third, or the failure of the ventricular contraction may be irregular; it is due to inability of the auricular-ventricular bundle of His to transmit the systolic impulse regularly.

heart/burn. Pyrosis.

heart-fail'ure. Inability of the heart muscle to maintain the circulation, its embarrassment and exhaustion being due to some disturbance in the normal balance between the propulsive force and the resistance to be overcome.

heart-hur'ry. Rapid action of the heart, due to mental or physical causes and of brief duration; **tachycardia**.

heart-sac. Pericardium.

heart-stroke. 1. Impact of the apex of the heart against the wall of the chest. 2. Angina pectoris.

heat [A.S. *hæte*.] 1. The opposite of cold, a high temperature; the sensation produced by proximity to fire or an incandescent object. 2. Sexual excitement in the lower animals or the period during which such excitement exists; **estrus**, **cestrus**, **atom'ic h.**, the amount of heat required to raise an atom of the substance in question from 0° to 1° C. **latent h.**, the amount of heat which a substance may absorb without an increase in apparent temperature, opposed to sensible h. **molec'ular h.**, the product of the specific heat of a body multiplied by its atomic weight, **prickly h.**, **miliaria rubra**, **rad'iant h.**, the h. which is given off from any body and passes through the air in the form of waves, similar to the light waves, but of greater wavelength. **sens'ible h.**, the heat which, when absorbed by a substance, causes a rise in temperature; opposed to latent h. **specif'ic h.**, the heat required to raise any substance through 1° of temperature, compared as a standard with that raising the same volume of water one degree.

heat-ap'oplexy. Heat-stroke.

heat-cramps. Muscular spasms occurring in those who work hard in intense heat, such as laborers in iron mills, stokers, etc.; the spasms are accompanied by severe pain, dilated pupils, and a weak but not rapid pulse.

heat-exhaustion (hēt-egz-aws'chun). A form of heatstroke marked by symptoms of extreme prostration, a subnormal temperature, and collapse.

Heat'son's opera'tion [George Heatson, American surgeon of Boston, 1808-1879.] An operation for the radical cure of inguinal hernia.

heat-prostra'tion. Heat-exhaustion.

heat-rash. Prickly heat, **miliaria* rubra**.

heat-ri'gor point. The degree of elevated temperature at which coagulation of protoplasm occurs with death of the cell.

heat'stroke. A condition produced by exposure

to an excessively high temperature, either atmospheric or artificial. The symptoms of a mild attack are headache, vertigo, sometimes slight delirium, and a temperature of 101° to 102° . In severe cases there is marked prostration with high fever, rapid pulse, sighing or stertorous respiration, hot and dry skin, and unconsciousness. In the form due to exposure to the direct rays of the sun there may be no fever or even a subnormal temperature.

heat-unit. The amount of heat required to raise a given quantity of water through 1° C. of temperature.

heaves (hēvz). Pulmonary emphysema in the horse, marked by difficult expiration and sometimes a cough; broken wind, asthma.

hebestoet'omy [G. *hēbē*, pubes, + *osteon*, bone, + *tomē*, incision.] Division of the os pubis to favor delivery; hebotomy, pubiotomy.

hebephrenia (he-be-frē-ne'ah) [G. *hēbē*, puberty, + *phrēn*, the mind.] Adolescent insanity; a mental disorder occurring about the time of puberty, marked usually by melancholia and self-absorption and terminating not infrequently in dementia.

Heberden's aeth'ma [William Heberden, English physician, 1710-1801.] Angina pectoris. H.'s disease', arthritis deformans. H.'s nodes or nodes'tices, hard nodules (exostoses) about the size of a pea or smaller, found on the terminal phalanges of the fingers in osteoarthritis; they are enlargements of the tubercles at the articular extremity of the distal phalanges.

hebétude (heb'e-tüd) [L. *hebetudo*; *hebere*, to be dull.] Dullness; lethargy.

hebestoet'omy [G. *hēbē*, pubes, + *osteon*, bone, + *tomē*, a cutting.] Hebotomy.

hebot'omy [G. *hēbē*, pubes, + *tomē*, cutting.] Section of the pubic bone near the symphysis in order to enlarge the pelvic diameters; hebosteo-omy, pubiotomy.

Hebra's disease' (ha'brah) [Ferdinand von Hebra, Viennese dermatologist, 1816-1880.] Erythema multiforme. H.'s i'odine caus'tic, iodine and potassium iodide each 1 part, glycerin 2 parts. H.'s itch oint'ment, unguentum sulphuris compositum (N.P.). H.'s lead oint'ment, unguentum dachylon. H.'s pityri'asis, pityriasis rubra. H.'s pruri'go, true prurigo.

hecateromer'ic [G. *hekateros*, each of two, + *meros*, part.] Noting a spinal neuron which gives off processes going to both sides of the cord; usually the same as a *heteromeric* neuron.

hecatom'eral. Hecateromeric.

Hecht's test [Hugo Hecht, Prague physician, contemporary.] A modification of the Wassermann* test for syphilis, based on the fact that human serum is normally capable of hemolyzing ten times its volume of a 2 per cent. solution of sheep's blood; for the test are needed only an active serum, a 2 per cent. solution of sheep's blood, and an antigen.

hectaryg're (hek'tar-jir). One of a group of phenylsulphonic derivatives of mercury, employed in the treatment of syphilis, in conjunction with hectine, in hypodermic dose of gr. 1½-3 (o. 1-0.2) every other day, alternating with hectine.

hectic [G. *hektikos*, habitual.] 1. Constitutional 2. Relating to the daily rise of temperature in active tuberculosis. 3. An afternoon rise of temperature, accompanied by a flush on the cheeks, occurring in active tuberculosis. 4. The flush accompanying hectic fever. h. fe'ver, hectic (3). h. flush, hectic (4).

hec'tine. One of a group of phenylsulphonic derivatives of arsenic, recommended in the treatment of syphilis, in hypodermic doses of gr. 1½ (o. 1) daily for ten to twenty days.

hec'togram [G. *hekatón*, one hundred, + *gramma*, a mark.] One hundred grams, the equivalent of 1543.7 grains.

hectoliter (hek'to-le-tur) [G. *hekatón*, one hundred, + *litra*, pound.] One hundred liters, the equivalent of 105.6 quarts or 26.4 American (22 imperial) gallons.

hectometer (hek'to-me-tur) [G. *hekatón*, one hundred, + *metron*, measure.] One hundred meters, the equivalent of 328 ft. 1 in.

hedeoma (he-de-o'mah). (U.S.) American pennyroyal, squawmint, the dried leaves and tops of *Hedeoma pulegioides*, a shrub of North America; an aromatic stimulant and emmenagogue in doses of 3 i-2 (4.0-8.0) in infusion.

he'donal [G. *hēdonē*, delight.] Methyl-propyl-carbinol urethane, C₆H₁₃O₂N, a crystalline powder of aromatic taste and smell; employed as an hypnotic in doses of gr. 15-30 (1.0-2.0).

he'donism [G. *hēdonē*, pleasure.] The pursuit of pleasure as an end in itself, without regard to moral or ethical considerations.

hedrocele (hed'ro-sēl) [G. *hedra*, anus, + *kēlē*, hernia.] Prolapse of the intestine through the anus, proctoele.

heel [A.S. *hēla*.] 1. Calx, the posterior, rounded extremity of the foot. 2. Talon, a posterior small cusp of a tooth. h. bone, os calcis, calcaneum, calcaneus [BNA]. pain'ful h., a condition in which bearing the weight on the heel causes more or less severe pain; it is frequently gonorrheal in origin, and in most cases is due to a bony growth on the plantar surface of the os calcis at the point of origin of the flexor brevis digitorum muscle.

heel-fly (hēl'fli). Hypoderma bovis.

heel-jar. The patient standing on tip-toe feels pain, on suddenly bringing the heels to the ground; (1) in the spine in the case of Pott's disease; (2) in one lumbar region in case of renal calculus.

Hegar's dilat'ors (ha'gar) [Alfred Hegar, German gynecologist, *1830.] A series of cylindrical bougies of graduated sizes used to dilate the os uteri. H.'s meth'od, treatment of sciatica by stretching the nerve-trunk, the thigh being forcibly flexed on the abdomen while the knee is maintained in extension. H.'s sign, softening and compressibility of the lower segment of the uterus in early pregnancy (about the seventh week); on bimanual examination it feels to the finger in the vagina as though the neck and body of the uterus were separated, or connected by only a thin band of tissue.

heg'onon. A silver proteid compound obtained by treating albumose with an ammoniacal solution of silver nitrate; a light brown powder soluble in water, employed externally in gonorrhea and other diseases in which the organic silver preparations are indicated.

Heichelheim's test (hi'khel-him) [Sigmund Heichelheim, German physician, contemporary.] Iodipin* test of the motility of the stomach.

Heidenhain's cells (hi'den-hin) [Rudolf Heidenhain, German physiologist in Breslau, 1834-1897.] Certain cells in the gastric glands, see *adeliomorphous* and *delomorphous cells*.* H.'s cres'cents or demilunes', Gianuzzi's* cells. H.'s law, glandular secretion is always accompanied by an alteration in the structure of the gland. H.'s rods, columnar cells in the uriniferous tubules.

- H.'s stain**, H.'s iron-hematoxylin: I, iron alum 2, distilled water 100; II, hematoxylin crystals 1, 95 per cent. alcohol 10, distilled water 90.
- Heilbronner's thigh** (hîl'brôn'ner) [Karl Heilbronner, German physician, contemporary.] Flattening and broadening of the thigh, when the patient lies supine on a hard mattress, in cases of organic paralysis; absent in hysterical paralysis.
- Heim's pills** [Ernst Ludwig Heim, Berlin physician, 1747-1834.] 1. Pills of ipecac gr. $\frac{1}{2}$ (0.015), digitalis gr. $\frac{1}{2}$ (0.05), opium gr. $\frac{1}{2}$ (0.015), and extract of helenium q.s., for cough and the pyrexia of phthisis. 2. Hydragogue pills of cambooge, digitalis, squill, antimony, and extract of pimpinella.
- Heim-Kreysig sign** (hîm-kri'zig) [see Heim and Kreysig.] A sinking in of the intercostal spaces, synchronous with the cardiac systole, in cases of adherent pericardium.
- Heine's operation** (hi'neh) [Leopold Heine, German ophthalmologist, *1870.] Cycloclialysis performed for the purpose of establishing an artificial communication between the anterior chamber and the suprachorioidal space in glaucoma.
- Hel'ne-Med'in disease** [O. Medin, Swedish physician, contemporary.] A group of paralyses, including infantile spinal, Landry's, bulbar, pontine, cerebral, ataxic, neuritic, and meningitic forms, assumed to be different localizations of action by the same infectious agent.
- Heineke-Mikulicz operation** (hi'nek-eh-mik'oo-lits) [Walter Hermann Heinecke, German surgeon, *1834; Johann von Mikulicz-Radecki, Breslau surgeon, 1850-1905.] Pyloroplasty.
- Heinz bodies** (hints) [R. Heinz, German physician, contemporary.] Minute bodies sometimes seen in erythrocytes by the dark-ground illumination method, after staining with azur I, regarded by Heinz as particles of dead cytoplasm, by others as composed of cholesterolin; called also β -substance and substantia metachromatica-granularis.
- Heister's diverticulum** (hî'ster) [Lorenz Heister, German anatomist, 1683-1758.] Sinus jugularis externus. H.'s valves, crescentic folds of the mucous membrane of the cystic bile-duct, disposed obliquely in a spiral manner around the inner wall; valves of Amussat.
- helcoid** (hel'koyd) [G. *helkos*, ulcer, + *eidos*, resemblance.] Resembling an ulcer; ulcerous.
- helcol'ogy** [G. *helkos*, ulcer, + *-logia*.] The special study of the cause, prevention, and treatment of ulcers.
- hel'coplasty** [G. *helkos*, ulcer, + *plassô*, I mould.] The reparative or plastic surgery of ulcers; skin-grafting for the cure of ulcers.
- helco'sis** [G.] Ulceration.
- hel'cosol** [G. *helkos*, ulcer, + L. *solari*, to relieve.] Bismuth pyrogallate, a yellow amorphous powder; employed internally as an intestinal antiseptic in doses of gr. 5-15 (0.3-1.0), and externally in the treatment of ulcers and various skin diseases.
- Helcosoma tropicum** [G. *helkos*, a sore, + *sôma*, body.] A name proposed by Wright for the protozoan parasite of oriental sore, apparently generically identical with the parasite of kala-azar; *Leishmania tropica*(?).
- hel'enin**. A stearoptene, occurring in white, acicular crystals, of aromatic taste, obtained from eleanpane, *Inula helenium*: antiseptic, used externally in ozena, and internally for diarrhea and bronchorrhea, in doses of gr. $\frac{1}{4}$ -1 (0.03-0.06).
- hellan'themum** [G. *helios*, sun, + *anthemon*, flower.] The herb *Helianthemum canadense*, Canadian rock-rose, frost-wort; an aromatic bitter, ~~and~~ gent, and alterative.
- hellanthin** (he-lî-an'thin). Methyl orange, β -methylaniline orange, gold orange, tropæin. Poirrier's orange; an indicator, alkalies turning its solution red, acids yellow.
- hel'icine** [G. *helix*, a coil.] Relating to a helix, spiral.
- hel'icoid** [G. *helix*, a coil, + *eidos*, resemblance.] Resembling a helix; spiral.
- hellicopep'sin** [G. *helikê*, snail-shell.] A pepsin ferment extracted from snails.
- hel'icopod** [G. *helix*(*helik*-), a coil, + *pod*, a foot.] Noting a gait in which the foot drags and describes a partial curve.
- helicotrema** (hel-i-ko-tre'mah) [*helix*, a spiral, + *tréma*, a hole.] A semilunar opening between the free curved edge of the lamina of the modiolus and the hamulus of the lamina spiralis ~~men~~ through which the scala vestibuli and the scala tympani of the cochlea communicate with ~~va~~ another.
- hellencephalitis** (he-lî-en-ef-al-i'('e')tis) [G. *hêlîon*, sun, + *enkephalos*, brain, + *-itis*.] Inflammation of the brain following sunstroke.
- he'llopho'bia** [G. *hêlios*, sun, + *phobos*, fear.] A morbid fear of exposure to the sun's rays.
- hello'sis** [G. *hêlios*, sun.] Sunstroke.
- heliotaxis** (he-lî-o-tak'sis) [G. *hêlios*, sun, + *taxis*, orderly arrangement.] A form of phototaxis, ~~at~~ perhaps of thermotaxis, in which there is a tendency to growth or movement toward (*positive h.*) or away from (*negative h.*) the sun or the sunlight, heliotropism.
- heliotherapy** (he-lî-o-ther'a-plî) [G. *hêlios*, sun, + *therapeia*, treatment.] Treatment of disease by exposure to the direct rays of the sun.
- heliot'ropin**. Piperonal, a methylene derivative of protocatechuic aldehyde, used as a perfume.
- heliotropism** (he-lî-ot'ro-pizm) [G. *hêlios*, sun, + *trôpê*, a turning.] Heliotaxis.
- Helliozo'a** [G. *hêlios*, sun, + *zôon*, animal.] Sarcinids, a subclass of *Actinopoda* in which there is no chitinous capsule dividing the endoplasm from the ectoplasm; chiefly fresh-water forms.
- hel'ium**. A gaseous element, symbol He, atomic weight 4, first discovered in the sun; it is produced by the radium emanation, and is possibly the same as the alpha rays of this substance.
- hel'ix**, gen. *hel'icis* [G. coil.] The margin of the auricle, a folded rim of cartilage forming the upper part of the anterior, the superior, and the greater part of the posterior edges of the auricle.
- hellebore** (hel'e-bor). A plant of the genus *Helleborus*, especially *H. niger*, and of other similar genera. American h., veratrum viride. Black h., helleborus, false h., American h. ~~ferid~~ h., stinking h. green h., (1) the rhizome and roots of *Helleborus viridis*, used for the same purposes as black h.; (2) American h. stinking h., the rhizome of *Helleborus foetidus*, employed for the same purposes as black h. swamp h., white h., veratrum viride. winter h., *Eranthis hiemalis*, a plant closely allied to *Helleborus*.
- helleborein** (hel-e-bor'e-in). A glucoside from black hellebore; a local anesthetic, used in the eye; and a heart stimulant in doses of gr. $\frac{1}{4}$ -1 (0.01-0.03).
- helleb'orin**. A glucoside from green hellebore, narcotic, but exceedingly poisonous.
- helleborism** (hel'e-bor-izm). 1. A condition resulting from poisoning by veratrum. 2. Treatment of insanity by hellebore.
- helleb'orus** [G. *helleboros*.] Black hellebore, Christmas (or New Year) rose, the dried rhizome and

roots of *Helleborus niger*, cardiac and arterial tonic, alterative, diuretic, and in large doses a cathartic; dose, gr. 1-2 (0.06-0.13), as a cathartic, gr. 10-15 (0.6-1.0).

Heller's test [Arnold Ludwig Gotthilf Heller, German pathologist, 1840-1913.] 1. For albumin uric acid is poured very carefully down the side of a test-tube containing urine; the fluids do not mix, but at the place where they touch a white disc appears if albumin is present. 2. For blood: a strong solution of caustic potash is added to the suspected urine and heated; a precipitate of earthy phosphates is thrown down which is of a red or reddish brown color if blood is present. 3. For sugar: Moore's* test.

Heller's law. Twins occur once in 80 pregnancies, triplets once in 80 × 80, or 1,600 pregnancies; quadruplets once in 80 × 80 × 80, or 128,000 pregnancies.

Helmholtz's axis ligament [Hermann Ludwig Ferdinand von Helmholtz, German physiologist, 1821-1894.] A ligament forming the axis about which the malleus rotates; it consists of two portions extending from the anterior and the posterior border, respectively, of the notch of Rivinus to the malleus. H.'s theory of color-blindness, see Young*-Helmholts.

helminth [G. *helmins*(*helminth*-), a worm.] An intestinal vermiform parasite.

helminthagogue (hel-minth'-ă-gog) [G. *helmins*(*helminth*-), worm, + *agôgos*, leading.] Anthelmintic, vermifuge.

helminthemia (hel-min-them'-e-sis) [G. *helmins*(*helminth*-), a worm, + *emesis*, vomiting.] The vomiting or expulsion through the mouth of intestinal worms.

helminthiasis (hel-min-thi'-a-sis). The condition of having intestinal vermiform parasites.

helminthic. Anthelmintic, helminthagogue, vermifuge.

helminthism. Helminthiasis.

helminthoid [G. *helmins*(*helminth*-), worm, + *eidōs*, resemblance.] Worm-like.

helminthology (hel-min-thol'-o-jī) [G. *helmins*(*helminth*-), worm, + *-logia*.] The branch of science which treats of worms; especially the branch of zoology and of medicine which has to do with intestinal vermiform parasites.

helminthophobia (hel-min-tho-fō-bi'-ah) [G. *helmins*(*helminth*-), worm, + *phobos*, fear.] A morbid dread or delusion of infestation with intestinal worms.

helmitol. Hexamethylene tetramine anhydromethylene citrate, C₆H₁₂O₄(CH₂)₆N₄; occurring in colorless crystals, soluble in 10 parts of water; employed as a urinary antiseptic in doses of 10-15 grains (0.6-1.0.).

Heloderma [G. *hēlos*, nail, + *derma*, skin.] A genus of poisonous lizards in New Mexico, Arizona, and northern Mexico, the Gila monster. It is so named because of the tubercular scales which cover its body.

heloma. An extractive of *Helonias dioica*, false unicorn root; employed in intestinal colic and as a vermifuge in doses of gr. 2-4 (0.13-0.25).

Helwig's bundle (hel'veg) [Hans Kristian Saxtorph Helwig, Danish physician, *1847.] A slender bundle of nerve-fibers in the lateral fasciculus proprius of the spinal cord, connected above with the olivary nucleus; olivospinal tract.

hemabrometer (hem'ah-bar-om'e-tur) [G. *haima*, blood, + *baros*, weight, + *metron*, measure.] An instrument for determining the specific gravity of the blood.

hemachromatosis (hem-ah-kro-mă-to'sis). Hemochromatosis.

hemachrome (hem'ah-krôm) [G. *haima*, blood, + *chrôma*, color.] The coloring matter of the blood, hemoglobin.

hemachrosis (hem-ah-kro'sis) [G. *haima*, blood, + *chrôsis*, coloration.] An intensified redness of the blood.

hemacytom'eter [G. *haima*, blood, + *kytos*, cell, + *metron*, measure.] An appliance for counting the blood-cells; hematometer, hemometer.

hemacytozo'on [G. *haima*, blood, + *kytos*, hollow (a cell), + *zôon*, animal.] A protozoan parasite of the red blood-corpuscles.

hemad [G. *haima*, blood, + L. *ad*, to.] Toward the ventral or hemal (as opposed to the dorsal or neural) aspect of the body.

hemadosteno'sis, hemadosteno'sis [G. *haimas*(*haimad*-), a stream of blood, + *stenôsis*, narrowing.] Contraction of the arteries.

hemadromograph (hem-ah-drom-o-graf) [G. *haima*, blood, + *dromos*, a course, + *graphô*, I record.] An instrument for recording the rapidity of the blood-current.

hemadromom'eter [G. *haima*, blood, + *dromos*, a course, + *metron*, measure.] An instrument for determining the rapidity of the blood-current.

hemadynamometer (hem'ah-di-nă-mom'e-tur) [G. *haima*, blood, + *dynamis*, force, + *metron*, measure.] An instrument for determining the degree of blood-pressure.

hemadynamom'etry [G. *haima*, blood, + *dynamis*, force, + *metron*, measure.] Measurement of the blood-pressure.

hemafa'cient [G. *haima*, blood, + L. *facere*, to make.] Hematopoietic.

hemagglu'tinin, hemagglu'tinin. A specific serum constituent (antibody) which causes agglutination or clumping of red blood-corpuscles.

hemagglutination (hem-ag-glu-ti-na'shun). The clumping of red blood-cells.

hemagogic (hem-ă-goj'ik). Hemagogue (1).

hemagogue (hem'ă-gog) [L. *haima*, blood, + *agôgos*, leading.] 1. Promoting a flow of blood, emmenagogue. 2. An agent which promotes a discharge of blood, especially the menstrual flow.

he'mal, hæ'mal [G. *haima*, blood.] 1. Relating to the blood or blood-vessels. 2. Referring to the ventral side of the spinal axis where the heart and great vessels are located; opposed to neural.

h. arch, the ring of the typical vertebra anterior to the central axis, enclosing the heart and other viscera; it is formed in man by the ribs and sternum. **h. cavity,** the cavity anterior to the cerebrospinal axis, containing the thoracic and abdominal viscera. **h. spine,** the anterior portion of the typical vertebra, represented in man by the sternal segments.

hemalbu'min. One of several therapeutic preparations of the albuminoids of the blood.

hemalum. A mixture of hematoxylin and alum, used as a stain in histology.

Hemame'ba, Hæmame'ba. 1. A genus of ameboid parasites of the blood. 2. A leucocyte. **H. leucæ'miæ mag'na**, a species asserted to be pathogenic of myelogenous leucemia. **H. leucæ'miæ par'va**, a species asserted to be pathogenic of lymphatic leucemia.

hemamebi'asis. Any infection with ameboid blood-cell parasites malaria.

hemanal'ysis [G. *haima*, blood.] Analysis of the blood, a blood-examination.

hemangioendothelioma (hem-an'ji-o-en-do-the-li-o'-mah) [G. *haima*, blood, + *angeion*, vessel, +

endothelium + *-ōma*.) A tumor of variable size, often located on the cerebral meninges, formed of an overgrowth of the endothelium of the minute blood-vessels arranged in concentric whorls embedded in a cellular stroma.

h. tuberosum mul'tiplex, an eruption of papules and nodules resembling spiradenoma, but pinkish in color, due to hyperplasia of the endothelium of the cutaneous blood-vessels.

hemangioma, pl. *hemangio'mata* (hem-an-jī-o'mah) [G. *haima*, blood, + *angeion*, vessel, + *-ōma*.] A tumor composed chiefly of multiplied and dilated blood-vessels.

heman'giosarco'ma. A mixed hemangioma and sarcoma.

hemaphe'in [G. *haima*, blood, + *phaios*, dusky.] A pathological pigment derived from incompletely elaborated hemoglobin.

hemaphe'ism. The presence of hemaphein in the blood-serum.

hemapho'bia [G. *haima*, blood, + *phobos*, fear.] 1. A morbid aversion to the sight of blood. 2. A morbid fear of bleeding.

hemapoie'sis, hæmapoie'sis. Hematopoiesis.

hemapophysis, hæmapophysis (hem-ah-pōf'i-sis) The element next the hemal spine in the typical vertebra; represented in man by any one of the costal cartilages.

hemarthro'sis, hæmarthro'sis [G. *haima*, blood, + *arthron*, joint.] The effusion of blood into the cavity of a joint.

hematachometer, hæmatachometer (hem-â-tâ-kom'-e-ter) [G. *haima*, blood, + *tachys*, swift, + *metron*, measure.] An instrument for determining the rapidity of the blood-current.

hematapos'tasis [G. *haima*, blood, + *apostasis*, departure.] Hematoplasia.

hem'ataposte'ma [G. *haima*(*haimat-*), blood, + *apostēma*, abscess.] An abscess into which blood has been effused.

hemat'ein. An oxidation product of hematoxylin.

hematemesis, hæmatemesis (hem-ah-tem'e-sis) [G. *haima*, blood, + *emesis*, vomiting.] Vomiting of blood.

hematenceph'alon, hæmatenceph'alon [G. *haima*, blood, + *enkephalos*, brain.] Cerebral hemorrhage.

hemather'apy. Hematotherapy.

hemather'mal, hæmather'mal [G. *haima*, blood, + *thermos*, warm.] Warm blooded, noting a mammal or bird whose blood is of a constant temperature.

hemather'mous, hæmather'mous. Hemathermal.

hematho'rax. Hemothorax.

hemat'ic. 1. Relating to blood, hemic. 2. A remedy for anemia or other morbid states of the blood.

hem'atid, hæm'atid [G. *haima*(*haimat-*), + *idios*, individual.] A red blood-cell.

hematidrosis, hæmathidrosis (hem'at-i-dro'sis) [G. *haima*, blood, + *hidrōs*, sweat.] The excretion of sweat stained with blood or blood-pigment.

hematin'eter. Hematometer, hematocytometer.

hem'atin. A brownish blood-pigment, the acid radicle which unites with globin to form hemoglobin; its composition is given as $C_{24}H_{24}N_4FeO_4$.

hematinemia (hem-â-tin-e'mī-ah) [*hematin* + G. *haima*, blood.] The presence of hematin in the circulating blood; it has been noted in a case of acute chromium poisoning.

hematin'ic. 1. Improving the condition of the blood. 2. Hematic (2).

hematinom'eter [G. *metron*, measure.] A device for determining the amount of coloring matter in the blood, hemoglobinometer.

hematinu'ria, hæmatinu'ria [G. *ouron*, urine] The presence of hematin in the urine, hemoglobæmia.

hematisc'hesis (hem-â-tis'ke-sis) [G. *haima*(*haimat-*), blood, + *schesis*, a checking.] The arrest of hemorrhage.

hematisc'hetic (hem-â-tis-ke'tik). Styptic, checking hemorrhage.

hematoæ'trometer (hem'â-to-æ-rom'e-tur) [*haima*, blood, + *ætr*, air, + *metron*, measure.] An instrument for estimating the pressure of the gases in the blood.

hemato'bium, hæmato'bium [G. *haima*, blood, + *bios*, life.] A blood-parasite, hematozoön.

hem'atoblast, hæm'atoblast [G. *haima*, blood, + *blastos*, germ.] Platelet.

hematocathar'sis, hæmatocathar'sis [G. *haima*, blood, + *catharsis*, cleansing.] Purification of the blood; lavage of the blood.

hematoc'ele, hæmatoc'ele (hem'â-to-sēl) [G. *haima*, blood, + *kēlē*, tumor.] 1. A blood-cyst. 2. An effusion of blood into a canal or a cavity of the body, hæmatocœlia. 3. A swelling due to effusion of blood into the tunica vaginalis testis.

pel'vic h., an intraperitoneal effusion of blood into the pelvis. **puden'dal h.**, an effusion of blood into the labium majus.

hematoc'ella, hæmatoc'ella (hem-â-to-sēl'-ah) [G. *haima*(*haimat-*), blood, + *kōilia*, cavity.] An effusion of blood into the peritoneal cavity.

hematoc'eph'alus, hæmatoc'eph'alus [G. *haima*, blood, + *kēphalē*, head.] A fetus with a large intracranial effusion of blood.

hematoc'hezia, hæmatoc'hezia (hem-â-to-ke'zi-ah) [G. *haima*(*haimat-*), blood, + *cheō*, I go to stool.] The passage of bloody stools.

hematoc'hlo'rin. A green coloring matter obtained from the placenta.

hematoc'hromato'sis, Hemochromatosis.

hematoc'hyluria, hæmatoc'hyluria (hem'â-to-kīl'-ū-ri-ah) [G. *haima*, blood, + *chylōs*, juice, + *ouron*, urine.] The presence of both blood and chyle in the urine.

hematoc'ol'pos, hæmatoc'ol'pos [G. *haima*(*haimat-*), blood, + *kōlpos*, vagina.] An accumulation of menstrual blood in the vagina in consequence of imperforate hymen or other obstruction.

hem'atocrit [G. *haima*(*haimat-*), blood, + *kritō*, I separate.] A centrifuge for separating the solid elements of the blood from the plasma.

hematoc'ryal, hæmatoc'ryal [G. *haima*(*haimat-*), blood, + *kryos*, cold.] Cold blooded, noting reptiles and fishes whose blood is approximately that of the surrounding medium.

hematocrys'tallin. Hemoglobin.

hem'atocyst, hæm'atocyst [G. *haima*(*haimat-*), blood, + *kystis*, bladder.] A blood-cyst, an effusion of blood enclosed in a membranous sac.

hematocys'tis, hæmatocys'tis. An effusion of blood into the bladder.

hem'atocyte [G. *haima*, blood, + *kytos*, cell.] A blood-corpuscle.

hematocytoblast (hem'â-to-sī'to-blast) [G. *haima*, blood, + *kytos*, cell, + *blastos*, germ.] Granuloblast, leucoblast, lymphoidocyte, myeloblast.*

hematocytolysis, hæmatocytolysis (hem'â-to-sī'to-fī-sis) [G. *haima*(*haimat-*), blood, + *kytos*, cell, + *lysis*, solution.] Hemolysis, destruction of the red blood-corpuscles with setting free of the contained hemoglobin.

hematocytom'eter, hæmatocytom'eter. Hemotometer; see cut under *Thoma-Zenker*.

hematocytozoön, hæmatocytozoön (hem'â-to-sī'to-zo'on) [G. *haima*(*haimat-*), blood, + *kytos*, cell,

+ *sdon*, animal.] A protozoan parasite of the red blood-corpuscles.

hematocyturia, **hæmatocyturia** (hem"ă-to-si-tu'ri-ah) [G. *haima* (*haimat*-), blood, + *kytos*, cell, + *ouron*, urine.] The presence of red blood-corpuscles in the urine; true hematuria as distinguished from hemoglobinuria.

hematodynamometer. Hemodynamometer.

hematogen. One of several proprietary remedies containing iron.

hematogen'esis, **hæmatogen'esis** [G. *haima* (*haimat*-), blood, + *genesis*, production.] The formation of blood, hematopoiesis.

hematogenic, **hæmatogenous** (hem-ă-to-jen'ik, hem-ă-toj'en-us). Forming blood, hematopoietic.

hematoglob'in, **hæmatoglob'ulin**. Hemoglobin.

hematogonia (hem"ă-to-go'nî-ah) [G. *haima* (*haimat*-), blood, + *gonê*, generation.] Lymphoidocyte, myeloblast.*

hematohidrosis. Hematidrosis.

hematohis'ton. Globin, a protein. derivation of hemoglobin.

hematoid, **hæmatoid** [G. *haima* (*haimat*-), blood, + *eidôs*, resemblance.] Sanguineous, bloody; resembling blood.

hematoidin (hem-ă-toy'din) [*hematin* + G. *eidôs*, appearance.] An iron-free substance resulting from the splitting up of hematin in the phagocytic digestion of the effete erythrocytes; it is apparently identical in chemical composition with bilirubin; it may be formed independently of cell-activity and is found in the remains of old blood extravasations and clots.

hematolith, **hæmatolith**. Hemolith.

hematologist. One versed in hematology, one skilled in making blood examinations.

hematology, **hæmatology** [G. *haima* (*haimat*-), blood, + *-logia*.] The branch of medicine which has to do with the blood in all its relations— anatomy, physiology, pathology, semiology, and therapeutics.

hematolymphangioma, **hæmatolymphangioma** (hem"ă-to-limf'an-ji-o'mah) [G. *haima* (*haimat*-), blood, + L. *lymphā*, lymph, + G. *angeion*, vessel, + *-ōma*.] A tumor composed of dilated blood-vessels and lymphatics.

hematolysis, **hæmatolysis**. Hemolysis.

hematolytic. Hemolytic.

hemato'ma, **hæmato'ma** [G. *haima* (*haimat*-), blood, + *-ōma*] A blood-cyst, hematocyst; a tumor containing effused blood. *h. auris*, othematoma.

hematomancy, **hæmatomantia** (hem"ă-to-man-sî, hem"ă-to-man'shyah) [G. *haima* (*haimat*-), blood, + *man'tia*, divination.] Diagnosis by means of blood examinations.

hematomediast'num (hem"ă-to-me-dî-ah-sî-num). An effusion of blood into the mediastinum.

hematom'eter [G. *haima* (*haimat*-), blood, + *metron*, measure.] 1. Hemocytometer. 2. Hemodynamometer.

hematometra, **hæmatometra** (hem"ă-to-me'trah) [G. *haima* (*haimat*-), blood, + *mêtra*, uterus.] Retention of blood within the cavity of the uterus.

hematom'etry, **hæmatom'etry** [G. *haima*, blood, + *metron*, measure.] Examination of the blood to determine the number and varieties of the blood-cells and the percentage of hemoglobin.

hematomphalocèle, **hæmatomphalocèle** (hem"at-omfal-o-sêl) [G. *haima* (*haimat*-), blood, + *omphalos*, umbilicus, + *hêlê*, hernia.] An umbilical hernia into which an effusion of blood has taken place.

hematomyelia, **hæmatomyelia** (hem"ă-to-mi-e'll-ah) [G. *haima* (*haimat*-), blood, + *myelos*, marrow.]

An effusion of blood into the substance of the spinal cord; see *hematorrhachis*.

hematomyelitis, **hæmatomyelitis** (hem-ă-to-mi-el-i'-(e')tis). Hemorrhagic inflammation of the spinal cord.

hematomy'elopore, **hæmatomy'elopore** [G. *haima* (*haimat*-), blood, + *myelos*, marrow, + *poros*, a pore.] The formation of porosities in the spinal cord as a result of hemorrhages.

hematonephro'sis [G. *haima*, blood, + *nephros*, kidney, + *-ōsis*.] Distention of the pelvis of the kidney with blood.

hematon'ic. Blood tonic, a remedy which tends to raise the hemoglobin percentage.

hematopathol'ogy [G. *haima*, blood, + *pathology*.] The science dealing with morbid states of the blood.

hematopericar'dium. An effusion of blood into the pericardial sac.

hematoperitone'um. Hemoperitoneum.

hematopex'in [G. *haima* (*haimat*-), blood, + *pêxis*, fixation.] Hemopexin.

hematophagia, **hæmatophagia** (hem"ă-to-fa'jî-ah) [G. *haima* (*haimat*-), blood, + *phagê*, I eat.] 1. Living on the blood of another animal. 2. The drinking of blood as a therapeutic measure.

hematoph'agous [G. *haima* (*haimat*-), blood, + *phagê*, I eat.] Subsisting on blood.

hematophil'ia. Hemophilia.

hematopho'bia [G. *haima* (*haimat*-), blood, + *phobos*, fear.] Hemophobia.

hematophyte (hem"ă-to-ftî) [G. *haima* (*haimat*-), blood, + *phyton*, plant.] A vegetable organism, or bacterium, in the blood.

hematopla'nia, **hæmatopla'nia** [G. *haima* (*haimat*-), blood, + *planê*, wandering.] Vicarious menstruation.

hematoplas'tic [G. *haima* (*haimat*-), blood, + *plassô*, I form.] Relating to blood formation; hematopoietic.

hematopolesis, **hæmatopolesis** (hem"ă-to-poy-e'sis) [G. *haima* (*haimat*-), blood, + *poiêd*, I make.] The formation of blood.

hematopoietic (hem"ă-to-poy-et'ik). Relating to hematopoiesis; hematogenic, hematoplastic.

hematopolein (hem-ă-to-poy'ê-tin). An hypothetical substance of the nature of a hormone, stimulating to increased blood-formation.

hematopor'phyrin [G. *haima* (*haimat*-), blood, + *porphyrā*, purple.] A purple substance resulting from the decomposition of hemoglobin; its composition is that of hematin without the iron.

hematoporphyriuria (hem"ă-to-por'fi-rin-u'ri-ah) [*hematoporphyrin* + G. *ouron*, urine.] The excretion of hematurporphyrin in the urine, occurring as a result of the decomposition of hemoglobin; it occurs sometimes after the administration of sulphonal, trional, and tetronal, and in other conditions.

hematopo'sia (hem"ă-to-po'sî-ah) [G. *haima* (*haimat*-), blood, + *posis*, a drinking.] Hematophagia(2).

hematorrhachis, **hæmatorrhachis** (hem-ă-tor'ă-kis) [G. *haima*, blood, + *rhachis*, spine.] Spinal apoplexy, hemorrhage (1) into the spinal canal external to the cord, either within or outside the dura (*h. exter'na*); or (2) into the substance of the cord (*h. inter'na*, *hematomyelia*).

hematorrhea, **hæmatorrhea** (hem"ă-tor-re'ah) [G. *haima* (*haimat*-), blood, + *rhoia*, flow.] Profuse hemorrhage.

hematosal'pinx, **hæmosal'pinx** [G. *haima* (*haimat*-), blood, + *salpinx*, a trumpet.] A retention of blood in the Fallopian tube.

hematoscheocele, **hæmoscheocele** (hem-ă-tos'ke-

o-sél) [G. *haima* (*haimat-*), blood, + *oscheon*, scrotum, + *kêlê*, hernia, tumor.] An accumulation of blood in the scrotal cavity.

hem'atoscope [G. *haima* (*haimat-*), blood, + *skopêd*, I examine.] 1. An instrument for spectroscopic examination of the blood. 2. Hemoglobinometer.

hematos'copy. The ocular examination of the blood by the spectroscope or the hemoglobinometer.

hematosep'sis [G. *haima* (*haimat-*), blood, + *sêpsis*, putrefaction.] Septicemia.

hem'atosin. Hematin.

hemato'sis. 1. Hematopoiesis. 2. Oxygenation of the venous blood in the lungs.

hematospec'troscope. A spectroscope especially adapted to examination of the blood.

hematospectros'copy. Examination of the blood by means of the spectroscope.

hematospermatocele (hem'-â-to-spur-mat'-o-sél) [G. *haima*, blood, + *sperma*, seed, + *kêlê*, tumor.] A spermatocele containing blood.

hematospermia (hem'-â-to-spur-mi-ah). Discharge of blood-tinged semen.

hematostat'ic. 1. Hemostatic. 2. Due to stagnation or arrest of blood in the vessels of the part.

hematos'teon [G. *haima*, blood, + *osteon*, bone.] Bleeding in the medullary cavity of a bone.

hematother'apy, **hæmatother'apy** [G. *haima*, blood, + *therapeia*, treatment.] The treatment of disease by the administration of fresh blood or of some preparation from blood.

hematother'mal. Hemathermal.

hematotho'rax. The presence of blood in the chest; hemothorax.

hematotox'ic. Relating to toxemia.

hematotox'in. Hematoxin, hemolysin.

hematotrachelos, **hæmatotrachelos** (hem-â-to-trâ-ke'los) [G. *haima* (*haimat-*), blood, + *trachêlos*, neck.] Distention of the cervix uteri with accumulated blood.

hematotym'panum. Accumulation of blood in the tympanum, or middle ear.

hematox'ic. Hematotoxic, relating to toxemia.

hematox'in. A specific blood poison, hemolysin.

hematox'ylin. A yellowish crystalline compound, $C_{12}H_8O_4$, containing the coloring matter of hematoxylon or logwood; used as a dye in histology.

hematox'ylin. Hematoxylon.

hematozo'ic, **hæmatozo'ic** [G. *haima*, blood, + *zôon*, animal.] Parasitic in the blood of vertebrates, noting certain protozoa.

hematozo'on, **hæmatozo'on** [G. *haima* (*haimat-*), blood, + *zôon*, animal.] An animal parasite of the blood.

hematu'ria, **hæmatu'ria** [G. *haima* (*haimat-*), blood, + *ouron*, urine.] The passage of blood in the urine.

angioneurot'ic h., renal epistaxis.*

hematograph (hem-aw'to-graf) [G. *haima*, blood, + *autos*, self, + *graphô*, I write.] A tracing made on a moving strip of paper by a minute spurt from a punctured artery.

hemelytrometra, **hæmelytrometra** (hem-el'ti-tro-me'trah) [G. *haima*, blood, + *elytron*, vagina, + *metra*, uterus.] An accumulation of blood in both uterus and vagina in cases of imperforate hymen.

hemen'dothello'ma. A tumor due to proliferation of the endothelium of the blood-vessels.

hemeralopia (hem'er-al-o-pl-ah) [G. *hêméra*, day, + *alaos*, obscure, + *ôps*, eye.] 1. Day-blindness, inability to see as distinctly in a bright light as in a dim one. 2. Often incorrectly used to denote night-blindness, or nyctalopia.

h- [G.] A prefix signifying one-half.

hemiablepsia (hem'ti-â-blep'si-ah) [G. *hêmî-*, half, + *a-* priv. + *blepô*, I see.] Hemianopsia.

hemiacar'dius [G. *hêmî-*, half, + *a-* priv. + *kardîa*, heart.] One of twin fetuses, in which only a part of the circulation is effected by its own heart, the rest being moved by the heart of the other twin.

hemiachromatopsia (hem'ti-â-kro-mâ-top'si-ah) [G. *hêmî-*, half, + *a-* priv. + *chrôma*, color, + *opsis*, vision.] Loss of color perception in the half of each visual field, color hemianopsia.

hemiageusia, **hemiaquestia** (hem-e-â-gu'si-ah, hem-e-â-gûs'ti-ah) [G. *hêmî-*, half, + *a-* priv. + *gustê*, taste.] Loss of the sense of taste on one lateral half of the tongue.

hemialbu'min. Hemiprotein.

hemialbumose (hem-i-al'bu-môz). Propeptone, a crystalline albuminoid product of the digestion of certain proteins with pepsin or trypsin; it occurs also in the bone-marrow.

hemialbumosu'ria. The presence of hemialbumose in the urine.

hemiamby'opia. Amblyopia affecting one-half of the visual field.

hemiamyosthenia (hem'ti-am'i-o-sthe'ni-ah) [G. *hêmî-*, half, + *a-* priv. + *mys* (*myo-*), muscle, + *stheneia*, strength.] Hemiparesis, muscular weakness involving one side of the body.

hemianacu'sia [G. *hêmî-*, half, + *an-* priv. + *akousis*, hearing.] Deafness in one ear.

hemianalge'sia. Analgesia, or loss of sensibility to pain, affecting one side of the body.

hemianesthesia, **hæmianesthesia** (hem'ti-an-e-the'zi-ah). Anesthesia, or loss of tactile sensibility, on one side of the body. *alter'ate h.*, h. affecting the head on one side and the body and extremities on the other side. *crossed h.*, *alternate h.*

hemiano'pia [G. *hêmî-*, half, + *an-* priv. + *ôps*, eye.] Hemianopsia.

hemianop'sia [G. *hêmî-*, half, + *an-* priv. + *opsis*, vision.] Loss of vision for one-half of the visual field. *ab'solute h.*, h. as regards color, light, and form. *bilat'eral h.*, h. affecting both eyes. *hæ'r'sal h.*, *crossed h.* *binoc'ular h.*, *bilateral h.* *bitem'poral h.*, *crossed h.* *complete' h.*, h. involving the entire half of each eye. *crossed h.*, *heteronymous h.*, loss of sight in the inner (*nasal h.*) or the outer (*bitemporal h.*) half of the visual field of each eye. *equilat'eral h.*, *homonymous h.* *heteronym'ous h.*, *crossed h.* *homon'ymous h.*, *lateral or equilateral h.*, loss of sight in the corresponding (right or left) lateral halves of the eyes. *incomplete' h.*, h. involving less than half the visual field of each eye. *lat'eral h.*, *homonymous h.* *quadran'tic h.*, *tetartanopia*. *relat'ive h.*, h. regarding only the color sense or form sense or both, the light sense remaining. *unilat'eral h.*, *uniloc'ular h.*, loss of sight in half the visual field of one eye only.

hemianosmia (hem'ti-an-oz'mi-ah) [G. *hêmî-*, half, + *an-* priv. + *osmê*, smell.] Loss of smell on one side.

hemiasynergia (hem-i-as-in-ur'ji-ah) [G. *hêmî-*, half, + *a-* priv. + *syn*, with, + *ergon*, work.] Asynergia affecting one lateral half of the body.

hemiatax'ia. Ataxia affecting one side of the body.

hemithetosis (hem'ti-â-the-to'sis). Athetosis affecting one hand, or one hand and foot, only.

hemiatrophy. Atrophy of one lateral half of a part or one organ, as the face or tongue. *fac'ial h.*, atrophy, usually progressive, affecting the muscles of one side of the face. *progres'sive lin'gual h.*, atrophy of one lateral half of the tongue.

he'mic, **hæ'mic**. Hemal, relating to the blood.

hemicar'dia [G. *hêmî-*, half, + *kardîa*, heart.] The

lateral half, including atrium and ventricle, of the heart. *h. dex'tra*, the right heart. *h. sinis'tra*, the left heart.

hem'icarp [G. *hēmi-*, half, + *karpos*, fruit.] The achene of a bilocular fruit.

hemicellulose. Any woody cellulose insoluble in water but soluble in a dilute mineral acid.

hemicen'trum [G. *hēmi-*, half, + *kentron*, center.] One of the two lateral halves of the body of the vertebra.

hemicepha'lia. Congenital absence of one side of the head.

hemiceph'alus [G. *hēmi-*, half, + *kephalē*, head.] A monster with one-half of the head absent.

hemice'rbum. A cerebral hemisphere.

hemichorea (hem-e-ko-re'ah). Chorea involving the muscles on one side only.

hemichromatopsia (hem'i-i-krōm-ā-top'st-ah) [G. *hēmi-*, half, + *chrōma*, color, + *opsis*, vision.] Color-blindness affecting one-half the visual field.

hemichromosome (hem'i-i-kro'mo-sōm). A lateral half of a chromosome.

hemicol'lin [G. *hēmi-*, half, + *kolla*, glue.] A derivative of gelatin soluble in alcohol.

hemica'nia [G. *hēmi-*, half, + *kranion*, skull.] 1. Migraine. 2. Hemicephalia.

hemicranio'tomy [G. *hēmi-*, half, + *kranion*, skull, + *ektomē*, excision.] Hemicraniotomy.

hemica'nia. Trade name of a powder said to consist of acetphenetidid and caffeine citrate; dose as an antineuralgic, gr. 7½-15 (0.5-1.0).

hemicranio'sis [G. *hēmi-*, half, + *kranion*, skull.] Enlargement of one side of the cranium.

hemicranio'tomy [G. *hēmi-*, half, + *kranion*, skull, + *tomē*, cut.] Separation and reflection of the greater part or all of one-half of the cranium, as a preliminary to an operation upon the brain.

hemicyclic (hem-i-si'klik) [G. *hēmi-*, half, + *kyklos*, circle.] In botany, noting a flower in which the parts are disposed, some in whorls, others in spirals.

hemides'mus [G. *hēmi-*, half, + *desmos*, band, noting the appearance of raveled fibers.] Indian sarsaparilla, the dried root (*hemides'mi ra'dix*, B.P.) of *Hemidesmus indicans*, a twining plant of India; employed as an antisyphilitic and in Bright's disease in doses of gr. 15-30 (1.0-2.0) in a 1-10 infusion.

hemidiaphoresis (hem'i-di-ā-fo-re'sis). Diaphoresis, or sweating, on one side of the body.

hemidrosis (hem-i-dro'sis). 1. Hematidrosis. 2. Hemihidrosis.

hemidysæsthesia, hemidyæsthesia (hem'i-dis-es-the'-zi-ah). Dyæsthesia, or impairment of the sense of touch, affecting one lateral half of the body.

hemidystrophy (hem-i-dis'tro-fi) [G. *hēmi-*, half, + *dys*, difficult, + *trophē*, nourishment.] A condition of inequality in development of the two sides of the body.

hemielastin (hem-i-e-las'tin). The product of the hydrolysis or digestion of elastin.

hemiceceph'alus [G. *hēmi-*, half, + *enkephalos*, brain.] A monster with but one cerebral hemisphere.

hemip'ilepsy. One-sided epilepsy, an epileptic attack in which the convulsions occur on one side of the body only.

hemigenesia (hem-i-ju'st-ah) [G. *hēmi-*, half, + *genesis*, taste.] Loss of the sense of taste in one lateral half of the tongue.

hemigloss'al. Hemilingual.

hemiglossitis (hem-i-glos-i'('e')tis) [G. *hēmi-*, half, + *glossa*, tongue, + *-itis*.] A vesicular eruption on one side of the tongue and the corresponding

inner surface of the cheek, probably a form of herpes zoster.

hemihidro'sis. Hemidiaphoresis.

hemihypalgæsia (hem'i-hi-pal-je'zi-ah). A partial loss of sensibility to pain, or hypalgæsia, affecting one lateral half of the body.

hemihyperæsthesia, hemihyperæsthesia (hem'i-hi'-per-es-the'zi-ah) [G. *hēmi-*, half, + *hyper*, over, + *aisthēsis*, sensation.] Hyperæsthesia, or increased tactile and painful sensibility, affecting one side of the body.

hemihyperidrosis (hem'i-hi-per-i-dro'sis) [G. *hēmi-*, half, + *hyper*, over, + *hidrōsis*, sweating.] Increased sweating confined to one side of the body.

hemihyperto'nia [G. *hēmi-*, half, + *hyper*, over, + *tonos*, tone.] Exaggerated muscular tonicity on one lateral half of the body.

hemihyper'trophy. Muscular hypertrophy of one side of the face or body.

hemihypoto'nia [G. *hēmi-*, half, + *hypo*, under, + *tonos*, tone.] A partial loss of muscular tonicity on one side of the body.

hemilaryngectomy (hem-i-lar-in-jek'to-mi) [G. *hēmi-*, half, + *larynx* (laryng-), larynx, + *ektomē*, excision.] Excision of one lateral half of the larynx.

hemilat'eral. Relating to one lateral half.

hemilin'gual [G. *hēmi-*, half, + L. *lingua*, tongue.] Relating to one lateral half of the tongue.

hemimelia (hem'i-me'll-ah) [see *hemimelus*.] A monstrosity marked by defects in the limbs.

hemim'elus [G. *hēmi-*, half, + *melos*, limb.] A monster with imperfect extremities.

he'min, hæ'min. Hematin hydrochloride, a brownish red crystalline substance composing Teichmann's* crystals.

hemio'pal'gia [G. *hēmi-*, half, + *ōps*, eye, + *algos*, pain.] Pain in one eye, usually accompanied with hemicania.

hemio'pia [G. *hēmi-*, half, + *ōps*, eye.] Hemianopsia.

hemio'p'ic. Relating to hemiopia.

hemip'agus [G. *hēmi-*, half, + *pagos*, fastened.] A twin monster joined at the thorax.

hemiparæsthesia, hemiparæsthesia [G. *hēmi-*, half, + *para*, beyond, + *anaisthēsia*, insensibility.] Anesthesia of one lower extremity, or of the lower part of one side of the body.

hemiparaplegia (hem'i-par-ah-ple'ji-ah). Paraplegia on one side only, paralysis of one leg.

hemipar'esis. Slight paralysis affecting one side only.

hemipep'tone [G. *hēmi-*, half.] One of the two compounds resulting from the splitting of amphotone; upon further digestion it forms tyrosin, leucin, amidacids, etc.

hemiplegia (hem'i-ple'ji-ah) [G. *hēmi-*, half, + *plēgē*, a stroke.] Paralysis of one side of the body and of the opposite side of the face. *alter'nate h.*, paralysis of facial muscles on one side and of the extremities on the other, due to a unilateral lesion of the pons; Gubler's paralysis. *ascend'ing h.*, ascending paralysis* affecting one lateral half of the body. *crossed h.*, alternate h. *fa'cial h.*, paralysis of one side of the face, the muscles of the extremities being unaffected. *hephestic h.*, spasmodic h. affecting smiths; see the adjective. *hered'itary h.*, h. with atrophy, present at birth. *in'fantile h.*, birth palsy.*

hemiple'gic. Relating to hemiplegia.

hemiprotein (hem-i-pro'te-in). A protein containing only the molecular group which is digested by trypsin.

hemiscoto'sis [G. *hēmi*, half, + *skotōsis*, a darkening.] Hemianopsia.

hemiseptum. A lateral half of any septum.

hemiso'mus [G. *hēmi*-, half, + *sōma*, body.] A monster with half the body very imperfectly developed.

hemispasm. A spasm affecting one or more muscles of one side of the face or body only.

hemisphaerium (hem'i-sfē'rĭ-um) [G. *hēmi*-, half, + *sphaîra*, sphere.] Hemisphere, the lateral half of the cerebrum or cerebellum.

hemisphere (hem'i-sfēr). Hemisphaerium.

hemistole (hem'i-sis'to-le). Contraction of the left ventricle following every second auricular contraction only, so that there is but one pulse beat to every two heart beats.

hemiterata (hem-i-ter'ah-tah) [G. *hēmi*-, half, + *terata*, pl. of *teras*, a monster.] Persons with congenital malformations which are not so marked or so disabling as to merit the term monster for their possessors.

hemiterat'ic. Relating to hemiterata.

hemithermoanesthesia, **hemithermoanæsthesia**. (hem'i-thur'mo-an-es-the'zi-ah). Loss of sensibility to heat and cold affecting one side of the body.

hemito'mias [G. *hēmi*-, half, + *tomias*, eunuch. A man with but one testis.

hemito'nia. Hemihypertonia.

hemitox'in [G. *hēmi*-, half, + *toxin*.] A toxin of half the normal strength.

hemitre'mor. Tremor affecting the muscles of one side of the body.

hem'lock. Conium.

hemo-, **hæmo-** [G. *haima*, blood.] A prefix signifying blood.

hemoalkalimeter (hem'o-al-kā-lim'e-tur) [G. *metron*, measure.] A device for determining the degree of alkalinity of the blood.

hem'oblast. 1. Hematoblast, platelet. 2. Erythroblast.

hemoco'lom. Hæmocœlom.

hemochromatosis, **hæmochromatosis** (hem-o-kro-mā-to'sis) [G. *haima*, blood, + *chrōma*, color.] A disease characterized by extensive pigmentation of the tissues, accompanied by atrophic or cirrhotic changes in the pancreas or liver.

hemochromogen, **hæmochromogen** (hem-o-kro'mo-jen) [G. *haima*, blood, + *chrōma*, color, + *gennaō*, I produce.] A crystalline pigment derived from hemoglobin.

hemochromometer (hem'o-kro-mom'e-tur) [G. *haima*, blood, + *chrōma*, color, + *metron*, measure.] An apparatus for determining the percentage of hemoglobin in the blood.

hem'ochromom'etry. The determination of the percentage of hemoglobin in the blood.

hemocla'sia, **hemoc'lasis**, **hæmoc'lasis** [G. *haima*, blood, + *klasis*, a breaking.] Hemolysis, destruction of the red blood-corpuscles.

hemoclas'tic. Hemolytic.

hemococcidium, **hæmococcidium** (hem'o-kok-sid'i-um.) Plasmodium.

hemoco'nia, **hæmoco'nia** [G. *haima*, blood, + *konis*, dust.] Blood-dust.

hemoco'niosis (hem'o-ko-ni-o'sis). A condition in which there is an abnormal amount of blood-dust, or hemoconia, in the blood.

hemocryos'copy, **hæmocryos'copy** [G. *haima*, blood, + *kryos*, cold, + *skopeō*, I examine.] Determination of the freezing point of the blood.

hemocry'stallin. Hemoglobin.

hemocyte, **hæmocyte** (hem'o-sit) [G. *haima*, blood, + *kytos*, cell.] A blood-corpuscle, hematocyte.

hemocytol'ysis. Hematocytolysis, hemolysis.

hemocytometer, **hæmocytometer** (hem-o-si-ton'e-tur) [G. *haima*, blood, + *kytos*, cell, + *metron*, measure.] An apparatus for estimating the number of corpuscles in a given quantity (cubic millimeter) of blood.

hem'ocytotrip'sis [G. *haima*, blood, + *kytos*, cell + *tripsis*, a grinding.] The fragmentation of red blood-corpuscles.

hemocytotoon, **hæmocytotoon** (hem-o-si-to-on'e-tur) [G. *haima*, blood, + *kytos*, cell, + *zōon*, animal. An animal parasite of the red blood-corpuscles hematobium.

hemodiagnosis (hem'o-di-ag-no'sis). Diagnosis by means of examination of the blood.

hemod'iastase. An amylolytic ferment in the blood.

hemodromograph, **hæmodromograph** (hem'o-drom-o-graf) [G. *haima*, blood, + *dromos*, course, + *graphō*, I record.] An instrument for recording the rapidity of the blood-current, hemadromograph.

hemodromometer, **hæmodromometer** (hem'o-dromom'e-ter) [G. *haima*, blood, + *dromos*, course, + *metron*, measure.] An instrument for measuring the rapidity of the blood circulation, hemadromometer.

hemodynam'ics [G. *haima*, blood, + *dynamis*, power.] The study of the blood-pressure.

hemodynamom'eter [G. *haima*, blood, + *dynamis*, force, + *metron*, measure.] An instrument for determining the blood-pressure, hemadynamometer.

hemofer'rum [G. *haima*, blood, + L. *ferrum*, iron.] The iron content of hemoglobin.

hemoflagellate (hem-o-flaj'el-ate). A protozoan organism of the class *Flagellata*, occurring as a parasite in the blood of vertebrates.

hemofus'cin [G. *haima*, blood, + L. *fuscus*, brown.] A brown pigment derived from hemoglobin.

hemogall'ol. A reddish brown powder, obtained from hemoglobin by deoxidation by means of pyrogallol; employed in anemic conditions in doses of gr. 4-8 (0.25-0.5).

hemogen'esis. Hematogenesis.

hemogen'ic. Hematogenic.

hemoglo'bin, **hæmoglo'bin** [G. *haima*, blood, + L. *globus*, globe.] The coloring matter of the blood, a conjugated protein, yielding a simple protein and hematin on hydrolysis. Its approximate formula is $C_{72}H_{1202}N_{102}O_{112}FeS_2$ (Mann). It absorbs gases readily, the combination with oxygen being called oxyhemoglobin. **reduced' h.**, the h. remaining after oxyhemoglobin has yielded up its oxygen to the tissues.

hemoglobine'mia, **hæmoglobine'mia**. The presence of free hemoglobin in the blood-plasma, as in laked blood.

hemoglobinocholia (hem-o-glo'bin-o-ko'li-ah) [G. *cholē*, bile.] The presence of hemoglobin in the bile.

hemoglobinom'eter [hemoglobin + G. *metron*, measure.] An instrument for estimating the amount of hemoglobin in the blood, indicated in percentages of the normal.

hemoglobinuria (hem-o-glo-bin-u'ri-ah) [hemoglobin + G. *ouron*, urine.] The presence of hemoglobin in the urine as voided, giving to it a dark reddish color. **bo'vine h.**, redwater fever, Texas cattle fever. **epidem'ic h.**, Winckel's disease. **malaria' h.**, blackwater fever, bilious remittent fever. **hemoglobininic fever**; a disease associated with malaria, marked, in severe cases, by fever, bilious vomiting, tympanites, jaundice, and the passage of dark colored urine containing hemoglobin. The

general symptoms may be slight or absent; the disease is believed to be of malarial origin, and often appears to be excited by the administration of quinine, though this is questionable. **paroxysmal h.**, a form occurring usually in adult males at irregular intervals, often after exertion or exposure to cold. **toxic h.**, h. occurring after the ingestion of various poisons, in certain blood diseases, and in the course of certain infections.

hemoglobinuric. Relating to or marked by hemoglobinuria. **h. fever**, malarial hemoglobinuria.

hemoglobulin. Hemoglobin.

hemogonia. Hematogonia.

Hemogregarina. A genus of gregarines parasitic in the red blood-corpuscles of certain cold-blooded animals.

hemokoniasis. Hemoconia.

hemol. A dark brown powder prepared by reducing hemoglobin with zinc; employed in the treatment of anemia and chlorosis in doses of gr. 2-8 (0.13-0.5).

hemoleucocyte (hem-o-lu'ko-sit). A white blood-corpuscle.

hemolipase (hem-o-li'pās). A fat-splitting ferment in the blood.

hemolith. **hemolith** [G. *haima*, blood, + *lithos*, stone.] A concretion in the wall of a blood-vessel.

hemology, hæmology. Hematology.

hemolymph, hæmolymph [G. *haima*, blood, + *lymph*, lymph.] 1. Relating to the blood and the lymph. 2. The nutrient fluid of certain invertebrates. **h. gland**, see under *gland*.

hemolysin. The substance in a specific serum which effects the destruction of the erythrocytes.

hemolysis (hem-ol'i-sis) [G. *haima*, blood, + *lysis*, solution.] Destruction of the red blood-cells by a specific antiserum.

hemolysoid [hemolysin + G. *eidos*, resemblance.] An hemolysin which has lost its toxophore group while retaining the haptophore group, capable therefore of uniting with the blood-cell, but not of destroying it.

hemolytic. Destructive to blood-cells.

hemolysation. The production of hemolysis.

hemolyze (hem'o-līz). To produce hemolysis or destruction of the red blood-corpuscles.

hemomediastinum, hæmomediastinum (hem'o-medi-ah-ati'nūm). An effusion of blood into the mediastinum, hematomediastinum.

hemometer. Hematometer.

hemometra. Hematometra, an accumulation of blood in the cavity of the uterus.

hemometry. Hematometry.

hemonephrosis [G. *haima*, blood, + *nephros*, kidney.] An accumulation of blood in the pelvis of the kidney.

hemoserine. An agent possessing hematinic and nerve properties.

hemonoroblast. Erythroblast.

hemopathology (hem-o-pā-thol'o-jī). Hematopathology.

hemopericardium, hæmopericardium [G. *haima*, blood.] An effusion of blood into the pericardial sac.

hemoperitoneum. Effusion of blood into the peritoneal cavity.

hemopexin [G. *haima*, blood, + *pēxis*, fixation.] An agent causing coagulation of the blood.

hemophagocyte (hem-o-fag'o-sit). A phagocytic leucocyte

hemophil, hemophile (hem'o-fil, hem'o-fil) [G. *haima*, blood, + *philos*, food.] Noting microorganisms growing preferably in media containing blood.

hemophilia, hæmophilia (hem-o-fil'i-ah) [G. *haima*, blood, + *philōs*, I like.] A disorder marked by a permanent tendency to profuse hemorrhages, spontaneous or traumatic, due to a defect in the coagulating power of the blood. **re'nal h.**, renal epistaxis.*

hemophil'iac. 1. Relating to hemophilia. 2. A person suffering from hemophilia.

hemophthalmia, hæmophthalmia [G. *haima*, blood, + *ophthalmos*, eye.] An effusion of blood into the eyeball.

hemophthalmus. Hemophthalmia.

Hemophthisis, hæmophthisis (hem-of-thi'(the')sis) [G. *haima*, blood, + *phthisis*, consumption.] Anemia due to the destruction, or deficient formation, of the red blood-cells.

hemoplas'tic [G. *haima*, blood, + *plassō*, I form.] Hematoplastic, hematopoietic.

hemopneumothorax, hæmopneumothorax (hem'o-nu'mo-tho'raks) [G. *haima*, blood, + *pneuma*, air, + *thorax*.] Accumulation of air and blood in the pleural cavity.

hemopoiesis. Hematopoiesis.

hemopoietin (hem-o-poy'ē-tin). Hematopoietin.

hemoprecip'itin. A precipitin acting upon the red blood-corpuscles.

Hemoproteus, Hæmoproteus (hem-o-pro'te-us) [G. *haima*, blood, + *Proteus*, a sea-god who had the power of assuming different shapes.] *Laverania danilevskyi*: a subgenus of *Plasmodium*, the protozoan parasite of bird malaria; the sexual cycle is completed in the body of a mosquito of the genus *Culex* (or *Siegomyia*).

hemop'sonin, hæmop'sonin. An opsonin which activates the phagocytes in relation to red blood-corpuscles, erythrocytopsonin, hemotropin.

hemoptysis, hæmoptysis (hem-op'ti-sis) [G. *haima*, blood, + *ptysis*, a spitting.] Bleeding from the lungs or bronchial tubes. **parasit'ic h.**, caused by the presence in the lungs of the lung fluke, *Paragonimus westermanni*.

hemokinine (hem-o-kwi'nin, hem-o-kwin-ēn', hem-o-kwin'in). Trade name of a liquid preparation said to contain the peptonates of iron, manganese, and quinine, and sodium arsenate; dose, 31-2 (4.0-8.0).

hemore'nal salt index. See under *index*.

hemorrhage, hæmorrhage (hem'ō-rej) [G. *haima*, blood, + *-rhagia*.] Bleeding, a flow of blood, especially if it is very profuse. **acciden'tal h.**, h. occurring during labor from detachment of a normally situated placenta, distinguished from the *unavoidable h.* of placenta prævia. **bron'chial h.**, hemoptysis. **cer'ebral h.**, apoplexy. **concealed' h.**, internal h. **gas'tric h.**, hematemesis. **h. per rhex'in**, h. due to the rupture of a blood-vessel. **inter'nal h.**, bleeding into one of the organs or cavities of the body. **intes'tinal h.**, enterorrhagia, melena. **intrapar'tum h.**, h. occurring during childbirth. **na'sal h.**, epistaxis. **parenchy'matous h.**, an escape of blood into the substance of an organ. **pete'chial h.**, capillary h. into the skin, forming petechiæ. **postpar'tum h.**, h. occurring during the third stage of labor or within the first twenty-four hours of the puerperium. **pul'monary h.**, hemoptysis. **re'nal h.**, hematuria. **sec'ondary h.**, h. occurring at a more or less considerable interval after an injury or an operation. **se'rous h.**, profuse transudation of plasma through the walls of the capillaries, as in serous diarrhea. **unavoid'able h.**, h. occurring

during labor in cases of placenta prævia, distinguished from *accidental h.*

arrest of, hemostasia, hemostasis, checking, styptic, hemostatic, anthemorrhagic, epistatic, hematischetic, staltic, fear of, hemaphobia. from bladder, cystorrhagia. from bowels, melena, enterorrhagia, hematochezia, hematodiarrhea. from breast, mastorrhagia. from bronchi, bronchorrhagia, hemoptysis. from ear, otorrhagia. from Fallopiian tube, salpingorrhagia. from fauces, hematismus, isthmorrhagia. from gums, stomatorrhagia gingivarum, ulorrhagia, ulorrhea. from kidney, nephremorrhagia, nephrorrhagia. from liver, hepatorrhagia. from lungs, pneumorrhagia, hemoptysis. from mouth, stomatorrhagia, hemorrhagia oris. from nose, epistaxis, hemorrhinia, nosebleed, rhinorrhagia, hemorrhagia narium, stalaxis narium. from penis, styatorrhagia, styatosis, urethrorrhagia, phalloorrhagia. from rectum, hemorrhagia proctica. from skin, hematomidrosis, hematompedesis, hemodiapedesis, diapedesis. from stomach, gastrorrhagia, hematemesis, black vomit. from ureter, ureterorrhagia. from urethra, urethrorrhagia. from uterus, metrorrhagia, menorrhagia, hemetysteria. from vagina, colporrhagia. from vulva, episorrhagia. into abdomen, hematocelia, hemoperitoneum. into brain, encephalorrhagia, hematencephalon, cerebral apoplexy. into eye, hematomopia, hemophthalmia. into joint, hemarthrosis. into mediastinum, hemomediastinum. into medullary cavity of bone, hematosteon. into pericardium, hemopericardium. into peritoneal cavity, hematocelia, hematocoele, hemoperitoneum. into pleural cavity, hemothorax. into scrotum, hematochecele. into seminal passages, hematospermia. into skin, petechia, vibex (pl. vibices) ecchymosis, purpura. into spinal canal, hematorrhachia. into spinal cord, hematomyelia, hemorrhagia spinalis, spinal apoplexy, myelapoplexia, hematorrhachia interna. into tympanum, hematomypanum. into urinary passages, hematuria, hematuria. into uterus, hematometra, hemotelytrometra, hemometrectasia, hematometrachelos (cervix uteri). into vagina, hematomocolpos. slight, stillicidium sanguinis, hyporrhagia, hematozemia, hemorrhea. tendency to, hemophilia, hemorrhagic diathesis.

hemorrhagic (hem-ô-raj'ik). Relating to or marked by hemorrhage. **h. disease' of the newborn,** a tendency to spontaneous hemorrhages from the umbilicus or mucous membranes or into the skin, occurring as a temporary condition in the newborn.

hemorrhagin. A cytotoxin occurring in the venom of the rattlesnake and certain other serpents which causes hemorrhages and extravasation of blood by its solvent action upon the capillary endothelium.

hem'orrhaphil'ia, hæm'orrhaphil'ia. Hemophilia. **hemorrh'e'a, hæmorrh'e'a** [G. *haima*, blood, + *rhoia*, a flow.] Hemorrhage.

hem'orrhoid, hæm'orrhoid [G. *haima*, blood, + *rhoos*, a flux.] One of the tumors or varices constituting piles or hemorrhoids.*

hemorrhoid'al. 1. Relating to hemorrhoids. 2. Noting certain arteries supplying the region of the anus; see *arteria hemorrhoidalis*.

hemorrhoidectomy ((hem'or-roi-dek'to-mi) [G. *ektomê*, excision.] A cutting operation for hemorrhoids.

hemorrhoids, hæmorrhoids (hem'ô-roydz). Piles, a varicose condition of the external hemorrhoidal veins causing painful swellings at the anus. When the dilated veins form tumors to the outer side of the external sphincter, the condition is called *external hemorrhoids*; when the swollen veins are beneath the mucous membrane within the sphincter it is *internal hemorrhoids*.

hemosal'pinx, hæmosal'pinx. Hematosalpinx, an accumulation of blood in a Fallopiian tube.

hem'oscope. Hematoscope.

hemosid'erin [G. *haima*, blood, + *sidêros*, iron.] An iron-containing substance resulting from the splitting-up of hematin during the phagocytic digestion of the effete erythrocytes; it is probably

composed of hydrated ferrous oxide in combination with protein.

hemosidero'sis. Hemochromatosis, the deposit of hemosiderin in the liver and in other organs and tissues.

hemoso'zic. Relating to a hemosozin; protective of the red blood-corpuscles.

hemoso'zin [G. *haima*, blood, + *zôô*, I preserve] Antihemolysin; an antiserum which prevents hemolysis.

hemospa'sia, hæmospa'sia [G. *haima*, blood, + *spasis*, a pulling.] 1. Blood derivation as effected by Junod's boots, Bier's hyperemic method, or cupping. 2. Leeching, blood-letting.

hem'ospast. An appliance for cupping.

hemospa'tic. Relating to the drawing of blood by cupping, or leeching.

hemospermia (hem-o-spur'mi-ah) [G. *haima*, blood, + *sperma*, seed.] The presence of blood in the seminal fluid. It is called *h. spuria* when the admixture with blood occurs in the prostatic urethra; *h. vera* when the bleeding is from the seminal vesicles.

Hemospo'rea. Hæmosporea.

Hemosporid'ia. Hæmosporida.

hemosporid'ium. Plasmodium, a blood-parasite of the order *Hæmosporida*.

hemosta'sia, hæmosta'sia [G. *haima*, blood, + *stasis*, a standing.] 1. The arrest of bleeding. 2. The arrest of the circulation in the blood-vessels of a part. 3. Stagnation of blood.

hemos'tasin. Trade name of a suprarenal extract.

hemos'tasis. Hemostasia.

hem'ostat. 1. Any agent which arrests, chemically or mechanically, the flow of blood from an open vessel. 2. An instrument for arresting hemorrhage by compression of the bleeding vessel.

hemostat'ic. 1. Arresting the flow of blood within the vessels. 2. Arresting hemorrhage, styptic.

hemos'tatin. Trade name of tribromphenol or bismuth, or bismuth tribromphenol, employed as a hemostatic and in the treatment of cholera, in doses of gr. 5-8 (0.3-0.5).

hemostyp'tic [G. *haima*, blood, + *styp'tikos*, astringent.] Noting an agent which stops bleeding by reason of its astringent properties; chemically hemostatic.

hemotachometer (hem-o-tak-om'e-ter) [G. *haima*, blood, + *tachos*, swiftness, + *metron*, measure] Vierordt's* h., an instrument for measuring the rapidity of the flow of blood in the arteries.

hemotherapeutics (hem'o-ther-ah-pu'tiks) [G. *haima*, blood, + *therapeutikê*, medical practice.] The use of blood (either transfusion from a human or drinking the blood of animals) in the treatment of disease.

hemotho'rax, hæmotho'rax [G. *haima*, blood, + *thorax*.] An effusion of blood into the pleural cavity.

hemothym'ia [G. *haima*, blood, + *thymos*, desire, anger.] An insane impulse to murder.

hemotox'ic, hæmotox'ic. 1. Causing blood-poisoning. 2. Hemolytic.

hemotox'in [G. *haima*, blood, + *tox'in*.] Hemolysin.

hemotrop'ic [G. *haima*, blood, + *tropas*, a turning] Noting the process of the attraction of phagocytes toward foreign erythrocytes, and also hemotropin, the substance effecting this action.

hemot'ropin [G. *haima*, blood, + *tropas*, a turning, direction.] Hemopsonin, erythrocytoponia.

hemotym'panum. The presence of blood in the middle ear.

hemozo'in. The black pigment occurring in the

form of minute granules, in the cytoplasm of the hemoprotozoa.

hemozo'on, hemozo'on [G. *haima*, blood, + *zōon*, animal.] Hematozoon.

hemp [A.S. *kenep*.] An herbaceous plant of the genus *Cannabis*. **Canad'ian h.**, apocynum.

Ind'ian h., *Cannabis indica*.

hempseed. Fructus cannabis, an oily seed, similar in some respects to linseed, and sometimes used, like the latter, in poultices.

henbane. Hyoscyamus.

Henke's space [Wilhelm Henke, German anatomist, *1834.] A space, filled with connective tissue, between the vertebral column and the pharynx and esophagus. **H.'s tri'gone**, a triangular space immediately above and external to the pubic spine, formed by the outer edge of the rectus abdominis muscle and the inguinal furrow.

Henle's ampul'la [Friedrich Gustav Jakob Henle, German anatomist, 1809-1885.] A dilatation of the vas deferens a short distance above the ejaculatory duct. **H.'s band**, fibers of the anterior aponeurosis of the transversalis abdominis which sometimes pass behind the rectus below the semilunar fold of Douglas. **H.'s cells**, large granular cells with small nuclei in the tubuli seminiferi. **H.'s fenestrated mem'brane**, the layer of elastic fibers of the tunica intima of an artery. **H.'s fibrin**, fibrin formed in the spermatic fluid on admixture with water. **H.'s fin'gures**, minute spaces filled with connective tissue between the muscular fasciculi of the heart. **H.'s glands**, tubular glands in the palpebral conjunctiva. **H.'s layer**, the outer layer of cells of the inner root-sheath of the hair-follicle. **H.'s ligament**, the inner portion of the conjoined tendon in cases in which this structure is divisible into two parts. **H.'s loop**, the reversal of direction of the uriniferous tubule near the apex of a medullary pyramid of the kidney. **H.'s mem'brane**, Bruch's membrane, lamina* basalis. **H.'s reac'tion**, dark brown staining of the medullary cells of the adrenal bodies when treated with the salts of chromium, the cortical cells remaining unstained. **H.'s sheath**, endoneurium. **H.'s spine**, spina supra meatum, a small bony prominence anterior to the supramastoid fossa, at the upper and posterior border of the bony meatus auditorius. **H.'s tubules**, the straight portions of the uriniferous tubules which form H.'s loop, distinguished as the *descending* and *ascending* tubules of Henle.

hen'na. The leaves of Egyptian privet, *Lawsonia inermis*, used as a cosmetic and hair-dye.

Hennelbert's sign (en-bair') [Hennelbert, Belgian otologist, contemporary.] Pneumatic sign; in cases of heredosyphilitic labyrinthitis, compression of the air in the external auditory canal causes a slow horizontal movement of the eyes to the side of the lesion, while rarefaction of the air in this canal causes a movement to the side opposite the lesion.

Henoch's pur'pura [Eduard Henoch, Berlin pediatricist, 1820-1900.] An infectious disease of childhood, marked by erythema, urticaria, purpura, gastroenteric disturbances, and sometimes arthritis.

hemp'ye [native term on the Gold Coast meaning "dog-nose."] Goundou.

hen'ry [after Joseph Henry, American physicist, 1797-1878.] A unit denoting the self-induction in a circuit when the inducing current varies at the rate of 1 ampère a second, the electromotive force induced being 1 volt.

Hen'sen's canal [Victor Hensen, German physiologist, *1835.] Ductus reuniens, a vertical canal joining the first part of the cochlear canal with the saccule. **H.'s cell**, one of the supporting cells in the organ of Corti, immediately to the outer side of the cells of Deiters. **H.'s disc**, H.'s line. **H.'s duct**, ductus reuniens, H.'s canal. **H.'s knot**, a knob-like thickening, the first part to appear, of the primitive streak. **H.'s line**, the light line in the middle of the dark band of a sarcomere. **H.'s stripe**, a band of apparently differentiated structure on the under surface of the membrana tectoria of the organ of Corti.

Hen'sing's ligament [Friedrich Wilhelm Hensing, German anatomist, 1719-1745.] The left superior colic ligament, a small serous horizontal or oblique fold sometimes found extending between the upper end of the descending colon and the abdominal wall.

he'par, gen. *he'paris* [G.] 1. The liver. 2. An old term for a brown or liver-colored compound of sulphur with a metal. **h. sul'phuris**, potassa sulphurata. **h. sul'phuris cal'careum**, impure calcium sulphide (calx* sulphurata) tritured with sugar of milk, employed in homeopathic therapeutics in boils, pustular eruptions, quinsy, etc., in the 6th to 30th potency.

hepar'aden [G. *he'par*, liver, + *adēn*, gland.] A trituration of dried calves' liver with sugar of milk, suggested for the treatment of icterus.

hepatal'gia [G. *he'par* (*he'pat-*), liver, + *algos*, pain.] Pain in the liver, hepatodynia.

hepatargy (he-pat'ar-jī) [G. *he'par* (*he'pat-*), liver, + *argia*, laziness.] Hepatic insufficiency, imperfect functioning of the liver.

hepatatroph'ia, hepatatroph'y (he-pat-ā-tro'fī-ah, hep-ā-tat'ro-fī) [G. *he'par* (*he'pat-*), liver, + *atrophia*, atrophy.] Atrophy of the liver.

hepatauxe (hep'at-awk'se) [G. *he'par* (*he'pat-*), liver, + *auxē*, enlargement.] Hypertrophy or enlargement of the liver.

hepatec'tomy [G. *he'par* (*he'pat-*), liver, + *ektomē*, excision.] Surgical removal of part of the liver.

hepat'ic [G. *hepatikos*.] Relating to the liver.

hepaticodochotomy (he-pat'ī-ko-do-kot'o-mī). Combined choledochotomy and hepaticotomy.

hepaticoduodenostomy (he-pat'ī-ko-du'o-de-nos'to-mī) [G. *hepatikos*, hepatic, + L. *duodenum* + G. *stoma*, mouth.] The establishment of artificial communication between the hepatic duct and the duodenum.

hepaticoenterostomy (he-pat'ī-ko-en-ter-os'to-mī) [G. *hepatikos*, hepatic, + *enteron*, intestine, + *stoma*, mouth.] Establishment of an artificial communication between the hepatic duct and the intestine.

hepaticolithotripsy (he-pat'ī-ko-lith'o-trip-sī) [G. *hepatikos*, hepatic, + *lithos*, stone, + *tripsis*, a rubbing.] The crushing of a biliary calculus in the hepatic duct.

hepat'icopul'monary. Hepatopulmonary, hepatopneumonic.*

hepaticos'tomy [G. *hepatikos*, hepatic, + *stoma*, mouth.] The operative establishment of a permanent opening into the hepatic duct.

hepaticotomy (hē-pā-tī-kot'o-mī) [*hepatic* (*duct*) + G. *tomē*, incision.] Incision into the hepatic duct.

hepatin. Glycogen.

hepatism [G. *he'par* (*he'pat-*), liver.] The constitutional effects of chronic liver disorder.

hepatitis (hep-ā-tī' (te')tis). Inflammation of the liver. **acute' parenchymatous h.**, acute yellow atrophy of the liver.* **chron'ic intersti'tial h.**, cirrhosis of the liver. **h. exter'na**, perihepatitis.

hepatized. Changed in consistence to that of the liver, noting specifically the consolidated lung tissue in pneumonia.

hepatization (he-pat-i-zā'shun) [G. *hēpar*(*hēpat*-), liver.] The conversion of a loose tissue into a firm mass like the substance of the liver; noting especially such a change in the lungs in the consolidation of pneumonia. **gray h.**, the second stage of h. in pneumonia, when the exudate is beginning to degenerate prior to breaking down, the color is a yellowish gray or mottled. **red h.**, the first stage of h. in which the exudate is blood-stained. **yellow h.**, the final stage of h. in which the exudate is becoming purulent.

hepato- [G. *hēpar*(*hēpat*-), liver.] A prefix denoting liver.

hepatocoele (he-pat'o-sēl) [G. *hēpar*(*hēpat*-), liver, + *kēlē*, hernia.] Hernia of the liver, protrusion of part of the liver through the abdominal wall or the diaphragm.

hepatocolango-enterostomy (hep'ā-to-ko-lan"ji-on-ter-os'to-mī) [G. *hēpar*(*hēpat*-), liver, + *cholē*, bile, + *angion*, vessel, + *enteron*, intestine, + *stoma*, mouth.] Hepaticocolenterostomy.

hepatocirrhosis (hep'ā-to-sī-ro'sis) [G. *hēpar*(*hēpat*-), liver.] Cirrhosis of the liver.

hepatocystic [G. *hēpar*(*hēpat*-), liver, + *kystis*, bladder.] Relating to the gall-bladder, or to both liver and gall-bladder.

hepatoduodenostomy. Hepaticoduodenostomy.

hepatodyn'ia [G. *hēpar*(*hēpat*-), liver, + *odynē*, pain.] Hepatalgia, pain in the liver.

hepatointeric (hep'ā-to-en-ter'ik) [G. *hēpar*(*hēpat*-), liver, + *enteron*, intestine.] Relating to the liver and the intestine.

hepatogas'tric [G. *hēpar*(*hēpat*-), liver, + *gastēr* (gast'r), stomach.] Relating to the liver and the stomach.

hepatogenic, hepatogenous (hep-ā-to-jen'ik, hep-ā-to-j'en-us) [G. *hēpar*(*hēpat*-), liver, + *gennaō*, I produce.] Of hepatic origin; formed in the liver.

hepatog'raphy [G. *hēpar*(*hēpat*-), liver, + *graphē*, a writing.] A treatise on the liver.

hepatohemia, hepatohæmia (hep'ā-to-he'mī-ah) [G. *hēpar*(*hēpat*-), liver, + *haima*, blood.] Congestion of the liver.

hepatolith [G. *hēpar*(*hēpat*-), liver, + *lithos*, stone.] A biliary calculus; concretion in the liver substance.

hepatolithec'tomy [G. *hēpar*(*hēpat*-), liver, + *lithos*, stone, + *ektomē*, excision.] Operative removal of a calculus from the liver.

hepatolithiasis (hep-ā-to-lith-i'a-sis) [G. *hēpar*(*hēpat*-), liver, + *lithiasis*, presence of a calculus.] The presence of a concretion or concretions in the liver, calculous disease of the liver.

hepatol'ogist. One skilled in a knowledge of the diseases of the liver.

hepatol'ogy [G. *hēpar*(*hēpat*-), liver, + *-logia*.] The branch of medical science treating especially of the liver.

hepatolysin (hep-ā-tol'i-sin). A cytolyisin specific for the cells of the liver.

hepatoma (hep-ā-to'mah) [G. *hēpar*(*hēpat*-), liver, + *-ōma*.] A tumor, especially one of beginning malignancy, of the liver.

hepatomalacia (hep'ā-to-mal-ā-sī-ah) [G. *hēpar*(*hēpat*-), liver, + *malakia*, softness.] Softening of the liver.

hepatomelano'sis [G. *hēpar*(*hēpat*-), liver, + *melas*, black.] Deep pigmentation of the liver.

hepatoneph'ric [G. *hēpar*(*hēpat*-), liver, + *nephros*, kidney.] Relating to the liver and the kidney.

hepatop'athy [G. *hēpar*(*hēpat*-), liver, + *pathos*, suffering.] A disease of the liver.

hepatoperitonitis (hep'ā-to-per'i-to-nī'tis) [G. *hēpar*(*hēpat*-), liver, + *peritonitis*.] Perihepatitis.

hepatopexy [G. *hēpar*(*hēpat*-), liver, + *peirō*, fixation.] The anchoring of a movable liver to the abdominal wall.

hepatophag, hepatophage (hep'ā-to-fag, hep'ā-to-fā) [G. *hēpar*(*hēpat*-), liver, + *phagō*, I eat.] A phagocyte which attacks the cells of the liver.

hepatophlebot'omy [G. *hēpar*(*hēpat*-), liver, + *phleps*(*phleb*-), vein, + *tomē*, incision.] Withdrawal of blood by aspiration from the liver.

hepatophy'ma [G. *hēpar*(*hēpat*-), liver, + *phyma*, a boil.] Abscess of the liver.

hepatopor'tal [G. *hēpar*(*hēpat*-), liver.] Relating to the portal system of the liver.

hepatopto'sia, hepatopto'sis [G. *hēpar*(*hēpat*-), liver, + *ptōsis*, a falling.] Downward displacement of the liver.

hepatopneumonic (hep'ā-to-nu-mon'ik) [G. *hēpar*(*hēpat*-), liver, + *pneumōnikos*, pulmonary.] Relating to the liver and the lungs.

hepatopul'monary [G. *hēpar*(*hēpat*-), liver, + *L. pulmo*, lung.] Hepaticopulmonary, hepatipneumonic.*

hepatore'nal [G. *hēpar*(*hēpat*-), liver, + *L. renal*, renal.] Hepatonephric.

hepator'haphy [G. *hēpar*(*hēpat*-), liver, + *rhaphē*, a suture.] Suture of a wound of the liver.

hepatorrh'ea, hepatorrh'ea [G. *hēpar*(*hēpat*-), liver, + *rhoia*, a flow.] Cholorrhea.

hepatorrh'ex'ia [G. *hēpar*(*hēpat*-), liver, + *rhēxis*, rupture.] Rupture of the liver.

hepatos'copy [G. *hēpar*(*hēpat*-), liver, + *skopē*, I examine.] Examination of the liver.

hepatostomy [G. *hēpar*(*hēpat*-), liver, + *stomē*, mouth.] The establishment of a fissure into the liver.

hepatother'apy [G. *hēpar*(*hēpat*-), liver, + *therapeia*, treatment.] 1. Treatment of disease of the liver. 2. The therapeutic use of liver extract or of the raw substance of the liver.

hepatothrombin (hep'ā-to-throm'bin). Leucothrombin derived from the liver.

hepatot'omy [G. *hēpar*(*hēpat*-), liver, + *tomē*, incision.] Incision into the liver substance.

hepatotoxemia, hepatotoxæmia (hep'ā-to-tox-e-mī-ah) [G. *hēpar*(*hēpat*-), liver, + *toxikos*, poison, + *haima*, blood.] Autointoxication assumed to be due to improper functioning of the liver.

hepatotox'in. A cytotoxin specific for the liver cells.

Hepatozo'on pernicio'sum. A protozoan parasite belonging to the *Hamogregarina*, which multiplies in the liver cells of rats and causes a rapidly fatal disease.

hephestic, hephæstic (he-ses'tik) [G. *Hēphaistos*, the God of fire, Vulcan of the Romans.] Relating to a blacksmith, noting especially **h. hemiplegia**, smith's spasm, an occupation neurosis, marked by paresis of the arm muscles, in pen-makers, file-forgers, and others whose occupation compels the making of rapid strokes with a hammer throughout the working hours.

Hepp'tine [Maurice Hepp, Parisian physician, contemporary.] Trade name of gastric juice obtained from the living hog; recommended in dyspepsia.

heptachromic (hep'tah-kro'mik) [G. *hepta*, seven, + *chrōma*, color.] Able to distinguish the seven colors of the spectrum; having normal color vision.

hep'tad [G. *hepta*, seven.] A septivalent chemical element or radical.

heptane (hep'tān) [G. *hepta*, seven.] A paraffine having seven atoms of carbon, C_7H_{16} ; a mobile, colorless liquid obtained from petroleum and from pine resin.

heptatomic (hep'tā-tom'ik) [G. *hepta*, seven, + *atomos*, atom.] Septivalent.

heptavalent (hep-tav'a-lent) [G. *hepta*, seven, + *L. valere*, to have power.] Heptatomic, septivalent.*

herb (urb, hurb) [L. *herba*.] A plant the stem of which does not become woody like that of a shrub or tree.

herbaceous (hur-ba'shyus) [L. *herba*, grass.] Noting a plant which has no woody stem or trunk and which dies completely, or down to the roots, at the end of each season.

herbage. 1. Vegetation. 2. The succulent parts, the leaves and smaller stems, of a plant.

Herbert's operation [J. Frederick *Herbert*, Philadelphia oculist, *1860.] An operation for obtaining a filtering cicatrix in glaucoma by cutting and displacing, without removing, a wedge-shaped scleral flap.

herbivorous (hur-biv'o-rus) [L. *herba*, herb, + *vivere*, to eat.] Feeding on herbs or vegetables, vegetarian.

Herbst's corpuscles (hairpst) [Ernst Friedrich Gustav *Herbst*, German anatomist, 1803-1893.] Tactile corpuscles, resembling Pacinian corpuscles, but much smaller, found in birds.

hereditary [L. *hereditarius*; *heres* (*hered-*), an heir.] Transmitted from parent to offspring.

hereditation. The influence of heredity.

heredity [L. *hereditas*; *heres* (*hered-*), an heir.] The transmission of characters from parent to offspring. **cross h.**, the occurrence of one disease in a parent and of a different, but allied, disease in the child, as epilepsy in one generation and migraine in the other. **knight's-move form of h.**, the inheritance of sex-limited diseases which affect only one sex but are transmitted by the other sex; as hemophilia, attacking only the sons but inherited through the mothers.

heredo- [L. *heres* (*hered-*), an heir.] A prefix noting heredity.

heredotaxia. Friedreich's ataxia, hereditary ataxia.*

heredosyphilis. Syphilis acquired by the fetus in utero.

heredosyphilology. Science in its application to hereditary syphilis.

heredotuberculosis. Tuberculosis which is assumed to be inherited.

Hering's phenomenon [H. E. *Hering*, Austrian physician, *1866.] A faint continuous murmur heard, for a short time after death, when the stethoscope is placed over the lower end of the sternum; thought to be due to the blood-current caused by the contracting arteries.

Hering's test [Ewald *Hering*, German physicist, *1834.] One looks through an apparatus having at the farther end a thread and a little ball; if binocular vision is present the observer is able to tell whether the ball is in front of or behind the thread, with monocular vision this is not possible. **H.'s theory of color-blindness**: there are three visual substances in the retina—blue-yellow, red-green, and white-black, by the chemical reactions of which color-perception is effected; the absence of one of these substances results in inability to perceive the colors or shades by the reaction of which they are sensed.

Hering-Semon hypophysis (ha'ring-za-mon) [see *Semon-Hering*.] Muenic* hypothesis.

Hermann's bulb (her'mahn) [Friedrich *Hermann*,

German anatomist, *1859.] A hardening fluid of glacial acetic acid 4, 2 per cent. aqueous solution of osmic acid 8, 1 per cent. aqueous solution of platinum chloride 60.

hermaphrodism. Hermaphroditism.

hermaphrodite [G. *Hermaphroditos*, a mythological character who became merged in one with a water nymph.] A person whose genital organs have the characters of both male and female in greater or lesser degree.

hermaphroditism. The condition of being an hermaphrodite; the seeming occurrence of both male and female generative organs in the same individual. **dimidiate h.**, lateral h. **female h.**, h. in which the female characters predominate. **lat'eral h.**, a form in which male organs are apparently present on one side and female organs on the other. **male h.**, h. in which the male characteristics predominate. **transverse' h.**, a form in which the external organs are apparently male and the internal female, or *vice versa*. **unilat'eral h.**, h. in which the doubling of sex characteristics occurs only on one side.

hermet'ic [G. *Hermēs*, Mercury.] Air-tight.

hermetically. In an air-tight manner, noting a vessel closed or sealed in such a way that air can neither enter it nor issue from it.

hermophen'yl. Mercuriosodium phenoldisulphonate; a white powder, said to contain 40 per cent. of metallic mercury; recommended as a bactericide and in the treatment of syphilis, in hypodermic doses of gr. $\frac{1}{4}$ (0.02).

hernia (hur'nī-an) [L. *rupture*.] Rupture; the protrusion of an organ or part of an organ or other structure through the wall of the cavity normally containing it. A hernia is qualified by the name of the protruding part, as **cerebral h.**, **vesical h.**, etc.; of the cavity from which it escapes, as **abdominal h.**; of the structure or part through which it passes, as **diaphragmatic h.**, **inguinal h.**; and finally sometimes of another cavity which receives it, as **scrotal h.** or **labial h.** **Barth's h.**, **Béclard's h.**, **Burkett's h.**, etc., see the proper names. **cer'ebral h.**, h. cerebri, the escape of brain substance through an artificial opening in the skull. **cru'ral h.**, femoral h. **diaphragmat'ic h.**, the passage of a loop of intestine through the diaphragm; it is called a *true h.*, when there is a sac of peritoneum and pleura, *false* when the intestine passes through a defect in the diaphragm and lies free in the thoracic cavity; diaphragmatocele. **epigas'tric h.**, the escape of a loop of intestine through a muscular rent in the upper portion of the abdomen. **fem'oral h.**, the escape of a knuckle of intestine through the femoral canal. **glu'teal h.**, sciatic h. **h. antevesci'al**, a h. in the subperitoneal tissues, projecting inward from the internal inguinal ring. **h. duode'nojejun'al**, a h. in the fossa lying between the duodenojejunal flexure and a crescentic fold of peritoneum. **h. en bissac**, properitoneal inguinal h. **h. ill'aco-subfasci'al**, a h. the sac of which passes through the iliac fascia and lies in the iliac fossa in contact with the iliac muscle. **h. inter'na vagina'lis testic'uli**, a h. the pouch of which is subperitoneal, the testicle and vaginal pouch not having descended through the inguinal canal. **h. intersig-moid'ea**, one into the intersigmoid fossa on the under surface of the root of the mesosigmoid near the inner border of the psoas magnus muscle. **h. intraepiplo'ica**, a coil of intestine incarcerated in an ommental sac. **h. intrall'i'ca**, a h. in the subperitoneal tissues projecting outward from the internal inguinal ring. **h. intrapel'vica**, one projecting

downward, in the subperitoneal tissues, from the internal inguinal ring. *h. ligamen'ti u'teri la'ti*, a coil of intestine contained in a pouch projecting into the substance of the broad ligament. *h. retropu'bica*, a *h.* projecting downward, in the subperitoneal tissues, from the internal inguinal ring. *in'car'cerated h.*, obstructed *h.*, one in which the passage of feces through the protruding loop of intestine is arrested, the blood current in its walls being, however, maintained. *in'fante h.*, a form in which an intestinal loop descends behind the tunica vaginalis, having, therefore, three peritoneal layers in front of it. *in'guinal h.*, *h.* of the intestine at the inguinal region; a *direct inguinal h.* passes directly through the abdominal wall at the location of the internal abdominal ring; an *indirect inguinal h.* passes through the inguinal canal. *in'guinocu'r'al h.*, *in'guinofem'oral h.*, a bilocular or double hernia, both inguinal and (more or less completely) femoral. *in'guino-properitone'al h.*, properitoneal inguinal *h.* *inter'stial h.*, one in which the knuckle of intestine is between any two of the layers of the abdominal wall. *irredu'cible h.*, one in which adhesions have formed preventing reduction of the intestinal loop without operation. *ob'turator h.*, gluteal *h.*, protrusion of a loop of bowel through the obturator canal. *paraperitone'al h.*, a vesical *h.*, in which only a part of the protruded organ is covered by the peritoneum of the sac. *par'etal h.*, Richter's *h.*, one in which only a portion of the wall of the intestine is engaged. *properitone'al in'guinal h.*, *h. en bissac*, a complicated *h.* having a double sac, one part in the inguinal canal, the other projecting from the internal inguinal ring in the subperitoneal tissues. *retrograde h.*, *w-hernia* the central loop of which lies in the abdominal cavity. *sciatic h.*, gluteal *h.*, ischiocele, enterischiocele, protrusion of intestine through the great sacrosciatic foramen. *slid'ing h.*, *slipped h.*, a *h.* of the cecum or sigmoid in which a portion of the bowel is outside the femoral or inguinal sac. *stran'gulated h.*, one which is both irreducible and incarcerated and in which the blood circulation is also arrested, gangrene occurring unless speedy relief is afforded. *umbil'ical h.*, one in which bowel or omentum protrudes through the abdominal wall under the skin at the umbilicus. *ven'tral h.*, escape of a loop of intestine through the abdominal wall at any point other than the normal rings or canals or umbilicus. *w-her'nia*, double-loop hernia, the presence of two loops of intestine in a hernial sac.

abdominal, laparocoele, epigastrocele (upper part), hypogastrocele (lower part), paromphalocoele (central part). **anal**, hedrocele, bladder, cystocoele, hernia cystica. **cerebral**, hernia cerebri, hernia cephalica, exencephalocoele, cephalocoele, fungus cerebri. **diaphragmatic**, diaphragmatocoele. **esophagus**, pharyngocoele. **fatty**, lipocoele, steatocoele, hernia adiposa. **femoral**, femorocoele, merocoele. **heart**, cardiocoele, hernia cordis. **incomplete inguinal**, bubonocoele. **intestine**, enterocoele. **kidney**, nephrococoele. **liver**, hepatocele. **lung**, pneumonocoele. **membranes of brain or spinal cord**, meningocoele. **ob'turator**, oodocoele. **omentum**, epiplocele, hernia epiploica. **operation**, herniotomy, celotomy, kelotomy. **perineal**, mesocelocoele, perineocoele. **pleural**, pleurocele. **puddental**, epischiocele. **rectum**, proctocoele, hedrocele. **sciatic**, ischiocele, enterischiocele. **science of**, herniography, herniology, kelology, celology. **scrotal**, oscheocoele, hernioschioncus. **splenic**, lienocoele, splenocoele, hernia lienalis. **stomach**, gastrocele. **testicle**, orchiocele. **umbilical**, omphalocoele, omphaloxoche, exomphalos, exomphalocoele. **uterus**, hysterocoele, metrocele.

her'nia-knife. Herniotome, a slender-bladed knife, with short cutting edge, for dividing the constricting tissues at the mouth of the hernial sac.

her'ni'al. Relating to hernia.

her'niated. Suffering from hernia.

hernioenterotomy (hur'ni-o-en-ter-ot'o-mi) *Opera'tion* of the intestine following the reduction of a hernia.

her'noid [G. *eidos*, resemblance.] Resembling hernia.

herniolaparotomy, (hur'ni-o-lap-a-rot'o-mi). *Opera'tion* of the abdominal cavity following the reduction of a hernia, in order to relieve a permanent strangulation of the intestine.

herniol'ogy. The branch of surgery treating especially of hernia.

hernioplasty [L. *hernia* + G. *plassō*, I form.] The radical operation for hernia.

herniopuncture (hur-ni-o-punk'chür). Insertion of a hollow needle into a hernia in order to reduce the size of the tumor by withdrawing gas or liquid.

herniotome (hur'ni-o-töm). Hernia-knife.

herniotomy (hur-ni-ot'o-mi). Operation for the relief of hernia; celotomy, kelotomy.

hero'ic [G. *hērōikos*, relating to a hero.] Bold, daring, noting treatment which if it does not succeed may increase the danger.

herol'næ hydrochlo'ridum. Heroine hydrochloride, a white crystalline powder soluble in 3 parts of water; employed for the relief of cough and in the treatment of asthma in doses of gr. $\frac{1}{10}$ (0.0025-0.005).

heroine (her'o-en). Diacetyl-morphine, an artificial alkaloid prepared by heating morphine with acetyl chloride; formula, $C_{17}H_{19}(C_2H_3O)_2N$, the hydrochloride is employed in medicine, as heroïnæ hydrochloridum.

Heroph'illus's wine-press [*Herophilus*, Greek physician of Alexandria, 335-280 B.C.] Torcular Herophili, confluens* sinuum.

herpes (hur'péz) [G. *herpsis*; *herpō*, I creep.] An eruption of deep-seated vesicles on an erythematous base; the term embraces two distinct affections: *h. simplex* and *h. zoster*. *h. circinnatus*, bullous, dermatitis herpetiformis. *h. corneæ*, herpetic keratitis.* *h. desquamans*, tinea imbricata. *h. facia'lis*, see *h. simplex*. *h. febrilis*, cold sore, *h. simplex* of the lips occurring often in pneumonia and other fevers. *h. genita'lis*, *h. simplex* of the penis or vulva. *h. gestationis*, pemphigoid eruption, usually associated with neurotic symptoms, occurring sometimes in pregnancy and disappearing spontaneously during the puerperium. *h. i'ris*, erythema iris. *h. labia'lis*, *h.* of the lips, cold sore, fever blister, the usual localization of *h. facialis*. *h. phlyctenoides*, dermatitis herpetiformis. *h. preputia'lis*, *h. simplex* of the prepuce. *h. progenita'lis*, *h. simplex* of the genitals. *h. sim'plex*, an affection marked by the occurrence of one or more deep vesicles on the vermilion border of the lips or at the external nares (*h. facialis*), or on the glans, prepuce, or vulva (*h. genitalis*). *h. tonsurans*, tinea tonsurans. *h. vegetans*, pemphigus vegetans. *h. zos'ter* [G. *zōstēr*, girdle], zona, zoster, shingles, an affection marked by an eruption of herpetic vesicles on one half of the body along the line of distribution of a cutaneous nerve; it occurs usually on the chest but may appear on the face or elsewhere; burning, tingling, or severe neuralgic pains may accompany the eruption.

herpetic (hur-pet'ik). Relating to or suffering from herpes.

herpet'iform [*herpes* + L. *forma*, I appear] Resembling herpes.

herpetiam (hur'pe-tiam). A supposed diathesis

described chiefly by French writers, regarded now as the same as arthritism.

herpetomonas [G. *herpeton*, a reptile, + *monas*, unit (one of the *Monadida*).] A genus of flagellated infusorians some species of which are blood parasites and believed to be pathogenic. *H. donovani*, *Leishmania donovani*, the pathogenic protozoan parasite of kala-azar, transmitted from man to man through a bedbug (*Cimex rotundatus*). *H. infantum*, the supposed pathogenic organism of infantile splenomegaly. *H. muscae domesticae*, the type species of *H.*, found in the common house-fly. *H. sarcophagae*, a species found in the flesh-fly, *Sarcophaga hamorrhoidalis*. *H. tropica*, the supposed parasite of oriental sore. **Herter's type of infantilis** (hur'tur) [Christian Archibald Herter, American pathologist and physiological chemist, 1865-1910.] Intestinal infantilis.

herzian experiments [Heinrich Hertz, German physicist, 1857-1894.] Experiments demonstrating that electromagnetic induction is propagated in waves, analogous to waves of light but not affecting the retina.

Herzheim's fibers (herks'hi-mer) [Karl Herzheimer, German dermatologist, *1861.] Minute spiral fibrils described by H. in the stratum mucosum of the skin. **H.'s reaction**, an inflammatory reaction in syphilitic tissues (skin, mucous membrane, nervous system, or viscera) induced in certain cases by specific treatment with salvarsan, mercury, or cacodylates; believed to be due to irritation of the treponema by an insufficient dose of the remedy, hence to be indicative of a failure to cure.

Heryng's sign [Théodor Heryng, Warsaw laryngologist, *1847.] Absence of illumination of the orbit when an electric light is placed in the mouth, in case of empyema or tumor of the antrum of Highmore.

hesperidium (hes-per-id'um) [the golden apple of *Hesperides*.] In botany a many-celled berry with thick wall, such as the orange.

Hesselbach's hernia (hes-el-bahkh) [Franz Kaspar Hesselbach, German surgeon, 1759-1816.] Femoral hernia with diverticula through the cribriform fascia, presenting a lobular outline. **H.'s ligament**, ligamentum interfoveale, a band of fibers extending from the transversalis fascia to the pubic spine at the insertion of Gimbernat's ligament. **H.'s triangle**, a triangular area on the posterior surface of the anterior abdominal wall, bounded by Poupart's ligament, the epigastric artery, and the border of the rectus abdominis muscle; direct inguinal hernia occurs at this point.

heteradelphus [G. *heteros*, other, + *adelphos*, brother.] A twin monster in which the very incomplete parasite is attached to the ventral aspect of the autosite.

heteradenia (het'er-ä-de'ni-ah) [G. *heteros*, other, + *adēn*, gland.] A condition in which a gland is abnormally located, though possibly otherwise normal.

heteradenic. Relating to or marked by heteradenia.

heterotimus [G. *heteros*, other, + *halios*, useless.] A twin monster in which the parasite is so undeveloped as to be scarcely recognizable as such, and to exist as little more than an excrescence on the ventral surface of the autosite.

heteraxial [G. *heteros*, different, + *axis*.] Having mutually perpendicular axes of unequal length.

heterocous, **heterocious** (het-er-e'shyus) [G. *heteros*,

different, + *oikion*, house.] Having more than one host, said of a parasite passing different stages of its existence in different animals.

heterecism, **heterocism** (het'er-e-sizm) [G. *heteros*, another, + *oikion*, house.] The occurrence, in a parasite, of two cycles of existence, passed in two different hosts.

hetero- [G. *heteros*, other, different.] A prefix denoting a difference or a departure from the normal or usual type.

heteroagglutinin. An agglutinin formed as the result of the injection of an antigen derived from an animal of a different species; distinguished from *isoagglutinin*.

heteroalbumose (het'er-o-al'bu-mōz). An albumose insoluble in water, but soluble in acid, alkaline, and saline solutions.

heteroalbumosuria [G. *ouron*, urine.] The excretion of heteroalbumose in the urine.

heteroblastic [G. *heteros*, other, + *blastos*, germ.] Originating from tissue of another kind; distinguished from *homoblastic*.

heterocellular. Formed of cells of different kinds.

heterocentric [G. *heteros*, different, + *kenron*, center.] Having different centers, noting rays which do not meet at a common focus.

heterochiral (het-er-o-ki'ral) [G. *heteros*, other, + *cheir*, hand.] Relating to or referred to the other hand.

heterochromia (het-er-o-kro'mī-ah) [G. *heteros*, other, + *chrōma*, color.] A difference in coloration in two structures or two parts of the same structure which are normally alike in color.

heterochromosome (het'er-o-kro'mo-sōm) [G. *heteros*, other + *chrōma*, color + *sōma*, body.] Allosome.

heterochromous (het-er-ok'ro-mus). Having an abnormal difference in coloration.

heterochronia (het-er-o-kro'ni-ah) [G. *heteros*, different, + *chronos*, time.] The origin or development of tissues or organs at an unusual time or out of the regular sequence, as the development of embryonal tissue after birth.

heterochyllia (het-er-o-ki'll-ah) [G. *heteros*, different, + *chylos*, juice.] An apparently idiopathic change in the character of the gastric juice.

heterocinesia (het-er-o-sin-e'si-ah) [G. *heteros*, other, + *kinesis*, movement.] Executing movements the reverse of those the patient is told to make.

heterocladic [G. *heteros*, different, + *klados*, a twig.] Noting an anastomosis between branches of different arterial trunks, as distinguished from *homocladic*.

heterocri'sis [G. *heteros*, different.] An irregular crisis, one occurring at an abnormal time or with unusual symptoms.

heterocyclic (het'er-o-si'klik) [G. *heteros*, other, + *kyklos*, circle.] Noting a closed-chain* compound in which the ring contains atoms of more than one element; see *carbocyclic* and *isocyclic*.

heterodont [G. *heteros*, different, + *odontos* (odont-), tooth.] Having teeth of varying shapes, such as those of man and the majority of mammals; opposed to *homodont*.

heterodymus [G. *heteros*, different, + *didymos*, twin.] A twin monster in which the incomplete parasite, consisting only of head and neck, is attached to the anterior surface of the autosite.

heterocious. Heterecious.

heteroganglion'ic. Relating to, connecting, or associated with, ganglia in different locations.

heterogeneous (het'er-o-je-ne-us). Composed of elements or parts of various and dissimilar characteristics or nature.

heterogen'esis [G. *heteros*, different, + *genesis*, pro-

duction.] 1. The production of offspring unlike the parents. 2. Spontaneous generation, alienogenesis.

heterogenet'ic. Relating to heterogenesis.

heterog'onus. Marked by heterogony.

heterog'ony [G. *heteros*, other, + *gonos*, generation.]

In botany, the condition in which different individuals of the same species have styles and stamens of different lengths, the stigma being in some cases above the tops of the anthers, in others below them.

heteroinfection (het'er-o-in-fek'shun). Infection by a virus originating outside the body, as distinguished from *autoinfection*.

heteroinoculation (het'er-o-in-ok-u-la'shun). Inoculation with virus originating outside the body; distinguished from *autoinoculation*.

heterointoxica'tion. Poisoning by a substance introduced from without the body, as distinguished from *autointoxication*.

heterola'lial [G. *heteros*, different, + *lalia*, speech.] The habitual substitution of meaningless or inappropriate words for those intended; a form of aphasia.

heterola'teral [G. *heteros*, other, + L. *latus*, side.] On, or relating to, the opposite side.

heterolit'eral [G. *heteros*, different, + L. *littera*, letter.] Relating to stammering or the substitution of one letter for another in the pronunciation of certain words.

heterol'ogous [G. *heteros*, different, + *logos*, relation.] 1. Composed of tissue or cells not normal to the part, said of certain new growths. 2. Derived from an animal of another species, said of sera.

heterol'ogy. A departure from the normal in structure, arrangement, or mode or time of development.

heterol'ysin. Any lysin formed in response to the introduction of an antigen derived from an animal of another species; distinguished from *homolysin* and *autolysin*.

heterolysis (het'er-ol'i-sis) [G. *heteros*, other, + *lysis*, a loosening.] Digestion of one kind of cell or of protein derived from it by the enzyme of another cell, usually a leucocyte.

heterolyt'ic. Relating to heterolysis or a heterolysin.

Heteromastigida (het'er-o-mas-tij'i-dah) [G. *heteros*, different, + *mastix* (mastig-), whip.] An order of *Zoomastigophora*, embracing those forms which have two or more differentiated flagella, an anterior one used for locomotion, and one or more posterior ones used for other purposes.

heteromer'ic [G. *heteros*, different, + *meros*, part.] 1. Having a different chemical composition. 2. Noting spinal neurons which have processes passing over to the opposite side of the cord.

heterom'erous. Heteromeric.

heterom'eral. Heteromeric (2).

heterometaplasia (het'er-o-met-ä-plä'zi-ah) [G. *heteros*, different, + *metaplasia*.] Tissue transformation resulting in the production of a tissue foreign to the part where produced.

heterometro'pia. A condition in which the degree of refraction is unlike in the two eyes.

heteromorpho'sis [G. *heteros*, different, + *morphōsis*, a moulding.] The development of one tissue from a tissue of another kind or type.

heteromor'phous [G. *heteros*, different, + *morphē*, shape.] Differing from the normal type.

heteronomous (het'er-on'o-mus) [G. *heteros*, different, + *nomos*, law.] Different from the type; abnormal.

heteronymous (het'er-on'i-mus) [G. *heterōnymos*,

having a different name.] Having *different names* or expressed in different terms as *diplo'pia*, see *diplopia*.

heterop'agus [G. *heteros*, different, + *pagos*, fixed.] A twin monster in which the *imperfectly developed* parasite, having, however, a head and rudimentary extremities, is attached to the *normal* portion of the autosite.

heterop'athy [G. *heteros*, other, + *pathos*, suffering.] Allopathy.

heterophasia (het'er-o-fä'zi-ah) [G. *heteros*, other - *phasis*, speech.] Heterolalia.

heterophemia, heterophemy (het'er-o-(e'mi-ah, te-er-of'e-mi) [G. *heteros*, other, + *phēmē*, a speech.] Heterolalia.

heteropho'nia [G. *heteros*, different, + *phōnē*, voice.] 1. The change of voice at puberty. 2. An abnormality in the voice-sounds.

heteropho'ria [G. *heteros*, different, + *phōra*, movement.] A tendency of one eye to deviate in one or another direction in consequence of *imperfect balance* of the ocular muscles; dynamic, latent, or suppressed squint.

heteropht'al'mus [G. *heteros*, other, + *ophthalmos*, eye.] A difference in the appearance of the two eyes, usually due to heterochromia of one or both of the irides.

heteropht'hongia (het'er-of-thon'ji-ah) [G. *heteros*, different, + *phthongos*, the voice.] Heterophonism.

heterophyll'ous [G. *heteros*, other, + *phyllon*, leaf.] In botany, noting a plant with foliage leaves of different forms.

heteroplasia (het'er-o-plä'si-ah) [G. *heteros*, other - *plasis*, a forming.] The production of an organ or tissue where it does not normally belong.

heteroplas'tic. 1. Relating to heteroplasia. 2. Relating to heteroplasty.

heteroplas'tid. The tissue employed as a graft in heteroplasty.

het'eroplasty [G. *heteros*, different, + *plastē*, I form.] Surgical grafting with tissue derived from another individual or from one of the lower animals.

heteroproteose (het'er-o-pro'te-ōs). A *primary* proteose insoluble in water, but soluble in 2 to 10 per cent. solution of some neutral salt; resembles native protein more than *peptone*.

heteropia (het'er-op'i-ah) [G. *heteros*, different, - *opsis*, vision.] Inequality of vision in the two eyes.

heteropsychological (het'er-o-si-ko-lō'j'i-kal) [G. *heteros*, other, + *psychē*, soul, + *-logia*.] Relating to ideas developed from within or derived from another's consciousness.

heterop'tics [G. *heteros*, different, + *optikos*, optical.] Seeing things that are not, or the misinterpretation of what is seen; perverted vision.

het'eroscope [G. *heteros*, different, + *skopē*, I see.] An apparatus for determining the range of vision of a strabismic eye.

heteros'copy. The determination of the range of vision of the eyes in strabismus.

heterosexuality (het'er-o-seks-u-äl'i-ti). Erotic attraction toward one of the opposite sex.

heteros'porous [G. *heteros*, other, + *sporos*, seed.] Having two kinds of asexually produced spores, microspores and macrospores.

heterosty'lium. Heterogony

heterotax'ia [G. *heteros*, different, + *taxis*, arrangement.] Abnormal arrangement of organs or parts of the body in relation to each other.

heterotax'ic. Relating to heterotaxis, abnormal placement or arranged

heterotax'is, het'erotaxy. Heterotaxia.

heterother'apy [G. *heteros*, different, + *therapeia* treatment.] Treatment of a disease by remedies the action of which is antagonistic to the most prominent symptoms of that disorder.

heteroto'mia [G. *heteros*, different, + *tonos*, tension.] Abnormality or variation in tension or tonus.

heteroto'pia [G. *heteros*, other, + *topos*, place.] A displacement of parts, local heterology; specifically (1) the occurrence of masses of gray matter of the brain or spinal cord in abnormal situations, or (2) the presence of any cell in a part from which it is normally absent.

heterotop'ic. Relating to heterotopia, misplaced.

heterotox'in. A toxin introduced into the body from without.

heterotox'ic. Relating to heterotoxis or a heterotoxin.

heterotox'is. Heterointoxication.

Heterotrichida (het'er-o-trik'i-dah) [G. *heteros*, different, + *thrix*(*trich*-), hair.] An order of *Ciliata* in which there is an adoral zone of membranelles formed of fused cilia.

heterotrophia (het'er-o-tro'fi-ah) [G. *heteros*, different, + *trophē*, nourishment.] 1. An unusual or abnormal mode of obtaining nourishment. 2. Perverted nutrition.

heterotroph'ic [G. *heteros*, another, + *trophē*, nourishment.] Noting bacteria and other low forms of plant life which are unable to form protein and carbohydrates, as the green plants are, from inorganic carbon and nitrogen; distinguished from *autotrophic*.*

heterotrophy. Heterotrophia.

heterotro'pia, **heterotro'py** [G. *heteros*, different, + *trōpē*, turn.] Strabismus.

heterotyp'ic, **heterotyp'ical** [G. *heteros*, other, + *typos*, form.] Of a different or unusual type or form. **h. divis'ion**, the first of the two divisions of a maturing sex-cell during which reduction of the chromosomes occurs.

heteroxanthin (het'er-o-zan'thin). Methyl-xanthin, $C_8H_{11}N_3O_2$, one of the alloxuric bases found in the urine in gout.

heterozoic (het'er-o-zo'ik) [G. *heteros*, other, + *zōikos*, relating to an animal.] Relating to another animal or another species of animal.

heterozygosis (het'er-o-zi-go'sis). The production of hybrids by the union of unlike gametes.

heterozygote (het'er-o-zi'gōt) [G. *heteros*, other, + *zygōtos*, yoked.] 1. An individual containing both allelomorphs and producing germ-cells bearing one and the other respectively, being, therefore, hybrid in respect of that pair of allelomorph characters. 2. A zygote produced by the union of two dissimilar gametes of different stock.

heterozygous (het'er-o-zi'gus). Relating to heterozygosis; produced by unlike gametes; hybrid.

hetet'ol. Metacresol cinnamate, cinnamyl-metacresol, a white crystalline powder, insoluble in water; recommended for local use in tuberculosis of the bladder, in the form of 1 or 2 per cent. suspension in saline solution.

het'olform. Bismuth cinnamate, used like hetol in the treatment of tuberculosis.

het'ol. Sodii cinnamas.

het'ralin. Hexamethylene tetramine resorcinol.

heterocytosis (het-o-sur-to'sis) [G. *hēlōn*, less, + *kytōsis*, curvature.] A minor degree of curvature of the spine or of one of the long bones.

Hewner's disease (hoyb'ner) [O. *Hewner*, Berlin pediatricist, *1843.] Syphilitic endarteritis obliterans of the cerebral vessels.

Heurteloup (hert-loo') [after the inventor M.

Heurteloup, French surgeon, 1793-1864.] Artificial leech.

hexaba'sic [G. *hex*, six, + *basis*, base.] Noting an acid having six replaceable hydrogen atoms.

hexabromdioxydiphenylcarbinol (heks'ā-brōm-dioks'i-di-fen'il-kar'bin-ol). A compound of cresols with halogens introduced as a disinfectant by Ehrlich; it is said to be non-poisonous but 250 times more powerful as a germicide than phenol.

hex'ad [G. *hexas*, the number six.] A sexivalent element or radical.

hexadactylism (heks'ah-dak'ti-lizm) [G. *hex*, six, + *daktylos*, finger.] The presence of six fingers or six toes on one or both hands or feet.

hexam'ecol. Trade name of a compound of guaiacol and hexamethylene-tetramine, recommended as an external application for the relief of the pains of dry pleurisy and in pruritus.

hexamethylenamina (heks-am-eth'il-ēn-ah-me'nah). (U.S.) Hexamethylenamine, a condensation product obtained by the action of ammonia upon formaldehyde, $C_6H_{11}N_4$; occurs in the form of colorless, odorless crystals, soluble at room temperature in $1\frac{1}{2}$ parts of water; urinary antiseptic in doses of gr. 3-10 (0.2-0.6); called also hexamethylene tetramine, formin, aminoform, urotropin, cystogen, uritone, cystamine, ammonioformaldehyde.

hexamethylenamine (heks-ā-meth-il-e'n ā-m ēn.) Hexamethylenamina. **h. brometh'ylate**, **h. meth'ylenecit'rate**, **h. sal'icylate**, etc., see under *hexamethylene tetramine*.

hexameth'ylene di'amine. A ptomaine from putrefying flesh.

hexameth'ylene tet'ramine. Hexamethylenamina. **h. t. brometh'ylate**, bromalin, bromalium, bromoformin, bromethylformin, a colorless crystalline powder or scales; a substitute for potassium bromide in dose of gr. 30-60 (2.0-4.0). **h. t. cam'phorate**, amphotropin, a light, white, crystalline powder, soluble in ten parts of water, employed in bacteriuria, cystitis, pyelitis, and nephritis in doses of gr. $7\frac{1}{2}$ -15 (0.5-1.0) three times a day. **h. t. iod'oforn**, iodoformin, a fine whitish powder, turning yellowish on exposure to the air; decomposed by water, liberating iodoform. **h. t. meth'ylenecit'rate**, helmitol, citramine, urotropin new, a white crystalline powder soluble in 10 parts of water; urinary antiseptic in doses of gr. 5-15 (0.3-1.0). **h. t. resor'cinol**, hetralin, occurs in white needles soluble in 14 parts of water; recommended in gonorrheal cystitis in doses of gr. 5-10 (0.3-0.6). **h. t. sal'icylate**, saliformin, urotropin salicylate, a colorless crystalline powder, soluble in water; uric acid solvent and urinary antiseptic in doses of gr. 5-30 (0.3-2.0). **h. t. tan'nin**, tannon, tannopin, a brownish, tasteless powder insoluble in water; employed in diarrhea in doses of gr. 5-15 (0.3-1.0).

hexane (heks'ān). A liquid hydrocarbon, C_6H_{14} , of the paraffine series.

hexatom'ic [G. *hex*, six, + *atomos*, atom.] 1. Noting a chemical compound having six atoms. 2. Noting a compound having six replaceable hydrogen or univalent atoms.

hexav'alent [G. *hex*, six, + *L. valere*, to have power.] Sexivalent.

hex'one ba'ses. Histidin, arginin, lysin, and other nitrogen-containing amino-bodies resulting from the hydrolysis of protamines; they all contain six carbon atoms; called also *histone bases*.

hexose (heks'ōz) [G. *hex*, six.] A monosaccharid containing six carbon atoms in the molecule.

($C_6H_{12}O_6$); dextrose and levulose are the two principal hexoses.

hex'yl [G. *hex*, six, + *hyl*, stuff.] A hypothetical radical, C_6H_{13} , occurring in a number of alcohols and other organic compounds.

hexyl'amine. A ptomaine, $C_6H_{13}N$, found sometimes in cod-liver oil.

Hey's her'nia (ha) [William Hey, English surgeon at Leeds, 1736-1819.] Bilocular femoral hernia, one sac being in the canal, the other passing through a defect in the superficial fascia and lying beneath the skin. **H.'s inter'al derange'ment**, dislocation of the semilunar cartilages of the knee-joint. **H.'s lig'ament**, the upper border, or superior cornu, of the saphenous opening, immediately below Poupart's ligament in front of the anterior wall of the femoral sheath. **H.'s opera'tion**, amputation of the foot immediately in front of the tarsometatarsal joint. **H.'s saw**, a narrow saw for use in bone operation.

Heynsius's test (hln'se-oos) [Adrian Heynsius, Dutch physician, 1831-1885.] For albumin in the urine: the urine is acidulated with acetic acid and then boiled with the addition of common salt; if albumin is present a white cloud will form.

HF. Hydrofluoric acid.

Hg. Chemical symbol of hydrargyrum, mercury.

HgCl₂. Mercuric chloride, corrosive chloride, perchloride, or bichloride, of mercury; corrosive sublimate.

Hg₂Cl₂. Mercurous chloride, mild chloride of mercury, calomel.

HgI₂. Mercuric iodide, red iodide, or biniodide, of mercury.

Hg₂I₂. Mercurous iodide, yellow iodide of mercury.

Hg(NO₃)₂. Mercuric nitrate, permittate of mercury.

HgO. Mercuric oxide, precipitated oxide of mercury, red oxide, or peroxide, of mercury, red precipitate.

Hg₂O. Mercurous oxide.

HgS. Sulphide of mercury, cinnabar; vermilion.

HgSO₄. Normal mercuric sulphate.

HgSO₄.2HgO. Basic mercuric sulphate, yellow mercuric subsulphate, turpeth mineral.

HI. Hydriodic acid.

hiatus (hi-a'tus) [L. an aperture.] 1. An aperture or fissure. 2. A foramen. 3. Vulva. **h. aor'ticus**, aortic opening; the opening in the diaphragm bounded by the two crura, the vertebral column, and the middle arcuate ligament, through which pass the aorta, vena azygos major, and thoracic duct. **h. cana'lis facia'lis** [BNA], **h. of facial canal**, a slit-like opening in the superior (anterior) surface of the petrous portion of the temporal bone leading into the facial or Fallopiian canal. **h. Fallo'pii**, **h. of Fallopius**, **h. canalis facialis** [BNA]. **h. maxilla'ris**, maxillary hiatus, the opening into the antrum of Highmore on the nasal surface of the superior maxilla. **h. oesophage'us**, esophageal opening; the opening in the diaphragm, between the central tendon and the hiatus aorticus, through which pass the esophagus and the two pneumogastric nerves. **h. semiluna'ris**, a deep, narrow groove below and in front of the bulla ethmoidalis, in the middle meatus of the nose, into which the antrum of Highmore and the anterior ethmoid cells open. **h. semiluna'ris**, semilunar hiatus, a deep, narrow groove in the external wall of the middle meatus of the nasal fossa, into which the antrum of Highmore and the middle ethmoid cells open. **h. tendin'us**, the anterior opening of Hunter's canal. **h. tendin'us adduc-to'rius** [BNA], femoral opening, an aperture in the tendon of insertion of the adductor minimus

between the adductor tubercle and the upper part of the supracondylar ridge, through which pass the superficial femoral vessels.

hiberna'tion [L. *hibernus*, relating to winter.] A torpid condition in which certain animals pass the cold months.

hiccup, **hiccough** (hik'up). A diaphragmatic spasm causing a sudden inhalation which is interrupted by a spasmodic closure of the glottis.

Hicks' sign [John Braxton Hicks, English gynecologist, 1825-1897.] A sign of pregnancy or of an intrauterine tumor, consisting in rhythmical contractions of the uterus.

hide'bound disease'. Diffuse symmetrical scleroderma.*

hidradenitis (hi-drad-en-i'(e)'tis) [G. *hidrōs*, sweat, + *adēn*, gland, + *-itis*.] Inflammation of the sweat-glands.

hidradenoma (hi-drad-e-no'mah) [G. *hidrōs*, sweat.] Adenoma of the sweat-glands.

hidro'a [G. *hidrōa*.] Sudamina, miliaria.

hidrocysto'ma [G. *hidrōs*, sweat.] A cystic tumor developed from a sweat-gland.

hidropoiesis (hi-dro-poy-e'sis) [G. *hidrōs*, sweat, + *poiesis*, formation.] The formation of sweat.

hidropoiet'ic. Sudorific.

hidrosadenitis (hi'drōs-ad-en-i'(e)'tis). Hidrademtitis.

hidroschisis (hi-drōs'kes-is) [G. *hidrōs*, sweat, + *schisis*, retention.] Suppression of the secretion of sweat.

hidro'sis [G. *hidrōs*, sweat.] Sweating, especially excessive sweating, hyperhidrosis, sudoresis.

hidrot'ic. Relating to or causing hidrosis, sudorific.

hieralgia (hi-er-al'ji-ah) [G. *hieron*, sacrum, + *algos*, pain.] Pain in the sacral region.

hi'era pic'ra [G. sacred bitters.] Pulvis aloes et canellæ (N.F.). This powder made into an electuary with honey was formerly called *hiera logadii*.

hieromania (hi-er-o-ma'ni-ah) [G. *hieros*, holy, + *mania*, frenzy.] Religious insanity.

hierother'apy [G. *hieros*, holy, + *therapeia*, treatment.] Treatment of disease by prayer and religious practices.

high-blow'ing. A sound produced by the flapping of the nostrils of a horse when breathing rapidly; the larger, thinner, and more delicate the horse's nostrils, the more easily can he make this noise which is apparently voluntary; the sound rarely heard except at the canter or gallop is generally considered a sign of good wind and good breeding.

Highland Spring, Maine. Light alkaline-chalybeate waters. Used for table water. Summer season.

Highland Springs, California. Alkaline-saline-chalybeate-carbonated waters, 60-4° F. and 77° F. About twenty springs. Used by drinking and bathing in gout, rheumatism, joint-affects, dyspepsia, neuralgia, disorders of the kidneys and bladder, and in skin diseases.

Highmore's an'trum [Nathaniel Highmore, English anatomist, 1613-1685.] Sinus maxillaris. **H.'s body**, mediastinum* testis.

highmoritis (hi'mōr-i'(e)'tis). Inflammation of the maxillary sinus, antritis, sinuitis maxillaris.

hik'ry pik'ry. Hiera picra.

Hil'denbrand's disease' [Johann Valentin Hil'denbrand, Viennese physician, 1763-1818.] Typhus fever.

Hil'hard's lup'us. Lupus marginatus.

hil'lock. In anatomy, any small elevation or prominence. **ax'on h.**, implantation cone. **Doyl's h.**, the slight prominence where a nerve-fiber enters muscle.

Hilton's law [John Hilton, English surgeon, 1804-1878.] The nerve supplying a joint supplies also the muscles which move the joint and the skin covering the articular insertion of those muscles. **H.'s method**, division of the nerves supplying the part, for the relief of pain in ulcers. **H.'s muscle**, inferior arytenoepiglottideus, compressor sacculi laryngis muscle. **H.'s sac**, sacculus laryngis.

Hilus [L. a small bit or trifle.] 1. A depression at the edge on the surface of an organ where the vessels and nerves enter or leave; now usually called *hilus* [BNA]. 2. In botany, the scar on a seed where it has broken off from its placenta or stalk.

Hilus [a variant of *hilum*.] 1. The part of an organ where the nerves and vessels enter and leave. 2. A depression or slit, resembling a hilus, in the olivary nucleus of the brain. **h. l'enis**, a fissure on the gastric surface of the spleen, giving passage to the vessels and nerves of this gland. **h. nu'clei denta'ti**, the mouth of the flask-like dentate nucleus of the cerebellum, directed upward and inward, and giving exit to many fibers which pass to the brachium conjunctivum (superior cerebellar peduncle). **h. nu'clei olivari's** [BNA], **h.** of the olivary nucleus, the mesial extremity of the inferior olivary nucleus. **h. palmo'nis**, a wedge-shaped depression on the mediastinal surface of each lung, where the bronchus, blood-vessels, nerves, and lymphatics enter or leave the viscus. **h. rena'lis**, the opening on the concave border of the kidney through which pass the vessels and nerves and which contains the apex of the renal pelvis.

hind-brain. Metencephalon,* epencephalon.

Hindenlang's test (hin'den-lahng) [C. Hindenlang, German physician, nineteenth century.] For albumin in the urine: a precipitate is formed on the addition of metaphosphoric acid if albumin is present.

hindgut (hind'gut). Endgut, the last portion of the primitive digestive tube in the embryo, forming the greater part of the ileum and all of the large intestine.

hind-kid'ney. Metanephros.

hinge-joint. Ginglymus.

HIO. Iodic acid.

hip [A.S. *hype*.] The rounded lateral side of the pelvis from the waist to the thigh; more strictly the hip-joint. **h. phenom'enon**, Joffroy's reflex.

hip-bone. Os coxae.

hip-joint. Articulatio coxae, coxa, articulation between the femur and the innominate bone.

hipped. In farriery, noting a horse with fracture at the point of the hip, caused by violence.

hippiater (hip-I-at'ur) [G. *hippos*, horse, + *iater*, physician.] One who treats the disorders of the horse or other domestic animals, veterinarian; a farrier.

hippiatria, hippiatrics (hip-I-at'ri-ah, hip-I-at'riks) [G. *hippos*, horse, + *iatrieia*, medical treatment.]

Veterinary medicine; specifically that branch dealing with the diseases of the horse.

hippiat'ric. Veterinary.

hippiat'ry [G. *hippos*, horse, + *iatrieia*, medical treatment.] Veterinary surgery.

hip'po. 1. A Spanish name of ipecac. 2. An African arrow-poison, probably some species of *Strychnos*. **wild h.**, white purslane, emetic root, the root of *Euphorbia corollata*, formerly employed as an emetic in doses of gr. 15-20 (1.0-1.3).

hippocamp. Hippocampus.

hippocam'pal. Relating to the hippocampus.

hippocam'pus [G. *hippocampus*, sea-horse.] [BNA]

Hippocampus major, cornu Ammonis, an elevation on the floor of the inferior horn of the lateral ventricle of the brain; it presents a long curve with convexity outward, terminating anteriorly in a thickened extremity, slightly notched on its surface—pes or digitationes hippocampi; the elevation corresponds to the bottom of the dentate fissure (fissura hippocampi). **h. ma'jor**, larger h., hippocampus [BNA]. **h. mi'nor**, smaller h., calcar avis [BNA].

hippocas'tanum [G. *hippos*, horse, + *kastanon*, chestnut.] Horse-chestnut, the bark and seed of *Æsculus hippocastanum*; has been employed in malaria in doses of 3½ (16.0) in decoction.

Hippocrates's cap (hip-pok'ra-tēz) [*Hippocrates*, Greek physician, called the "Father of Medicine," born in the island of Cos about 460 B.C., died in Larissa, Thessaly, about 377 B.C.] A roller bandage for the head. **H.'s cord**, tendo Achillis. **H.'s sleeve**, a long, sleeve-like bag of flannel, used formerly by chemists and pharmacists as a filter or strainer.

Hippocrat'ic. Relating to Hippocrates. **H. face** or **fa'cies**, a pinched expression of the face, with sunken eyes, hollow cheeks and temples, relaxed lips, and leaden complexion, observed in one dying of cholera or after a long, exhausting illness. **H. fin'gers**, a bulbous enlargement of the terminal phalanges, with coarse, longitudinally curved nails, seen in heart disease, phthisis, and other affections in which there is defective hematosis. **H. nails**, the coarse, curved nails capping the H. fingers. **H. oath**, an oath demanded of the young physician about to enter upon the practice of his profession, the composition of which is attributed to Hippocrates; in it the neophyte swears to esteem his preceptor as a parent and to share with him his livelihood, if necessary; to give no deadly drug and not to commit abortion, to keep inviolate the professional secret, not to seduce any member of a household where he is called to visit the sick, and not to cut for the stone, leaving such work to the surgeon. **H. succus'sion**, a splashing sound heard on auscultation of the chest, in a case of hydropneumothorax or pyopneumothorax, when the patient's body is shaken.

hippoc'ratism. The imitation of Nature's efforts in the therapeutic management of disease.

hip'pol. Methylene-hippuric acid, occurring in the form of colorless crystals; recommended as a urinary antiseptic in doses of gr. 10-20 (0.6-1.3).

hip'polith [G. *hippos*, horse, + *lithos*, stone.] A concretion in the stomach of the horse.

Hippomane (hip-om'a-ne) [G. *hippos*, horse, + *mania*, frenzy.] A genus of plants of the order *Euphorbiaceae*. **H. mancinella**, a West Indian tree furnishing a poisonous resin, manchineel.

hippu'urate. A salt of hippuric acid.

hippu'ria. The presence of a large amount of hippuric acid in the urine, as occurs sometimes in diabetes mellitus.

hippu'ric [G. *hippos*, horse, + *ouron*, urine.] Relating to the urine of horses; noting **h. acid**, an acid, C₆H₅NO₂, occurring normally in the urine of the horse and other herbivorous animals; it is found in human urine sometimes, especially in cases of diabetes mellitus.

hip'pus [G. *hippos*, horse, from a fancied suggestion of galloping movements.] Spasmodic movements of the iris, iridodonesis. **respi'ratory h.**, dilatation of the pupils occurring during inspira-

tion, and contraction during expiration; it is often associated with pulsus paradoxus.

hip-shot. A term applied to a horse that is deformed from fracture of the haunch.

hip-sick/ness. Mal de caderas.

hircismus (hur-siz'mus) [L. *hircus*, goat.] Offensive odor of the axillæ.

hir'cus, gen. and pl. *hir'ci* [L. he-goat.] 1. The odor of the axillæ. 2. [BNA] One of the hairs growing in the axillæ.

Hirsch'berg's febrile reac'tion [Leonard Keene Hirschberg, Baltimore physician, *1877.] An infectious, febrile disease, suggesting atypical typhoid fever, but not due to *Bacillus typhosus*, *B. coli*, or *B. paratyphosus*. The fever lasts about three weeks, recovery being the rule; there are no rose spots, no hemorrhages, no splenomegaly, no relapses, and no diarrhea unless milk is freely taken. H.'s re'flex, tickling the sole of the foot at the base of the great toe is followed by adduction of the foot.

Hirsch'berg's meth'od (hërsh'berg) [Julius Hirschberg, German oculist, *1843.] A method of measuring the amount of deviation of a strabismic eye, by observing the reflection of a candle from the cornea.

Hirschfeld's disease' (hërsh'felt) [Felix Hirschfeld, German physician, *1860.] Acute diabetes mellitus.

Hirsch'felder's tuber'culin [Joseph Oakland Hirschfelder, American pathologist, *1854.] See under *Tuberculin*.

Hirsch'sprung's disease' [Harold Hirschsprung, Copenhagen physician, *1830.] Habitual constipation of young children due to enormous congenital hypertrophy and dilatation of the lower portion of the colon.

hirute (hur-süt') [L. *hirsutus*, shaggy.] Hairy; having coarse, long hairs.

hirsuties (hur-su'te-ëz). The presence of an unusual amount of hair, or of hair in unusual locations.

hir'udin [L. *hirudo*, leech.] A substance extracted from the salivary glands of the leech which has the property of preventing coagulation of the blood.

hirudo (hi-roo'do) [L. *leech*.] Leech, sanguisuga; a blood-sucking aquatic worm, employed in medicine for the local abstraction of blood from the capillaries.

Hiru'do. A genus of *Hirudinea*, or leeches, fam. *Gnathobdellida*. The species most commonly used in medicine are: *H. australis*, Australian leech; *H. deco'ra*, American leech; *H. interrup'ta* or *H. trocti'na*, a leech of Northern Africa; *H. medicina'lis*, speckled, Swedish, or German leech, the species in most general use; *H. officina'lis*, a variety of the preceding; *H. provincia'lis*, the green or Hungarian leech. *H. quinquestria'ta*, five-striped leech.

His's band or bun'dle [Wilhelm His, Jr., German clinician, *1863.] Atrioventricular bundle.* H.'s spin'dle, a fusiform dilatation of the aorta immediately beyond the isthmus.

His's canal [Wilhelm His, German anatomist, 1831-1904.] Ductus thyreoglossus. H.'s retrolobular tu'bercle, a slight projection on the postero-inferior portion of the pinna. H.'s rule, the duration of pregnancy is to be reckoned from the first day of the first omitted menstrual period. H.'s spa'ces, the perivascular lymph-spaces in the pal mater. H.'s zones, longitudinal bands de-veoping from the lateral portions of the medullary tube in the embryo.

Hiss's methods [Philip Hanson Hiss, New York

bacteriologist, contemporary] For determining the capsules of microorganisms: 1. A saturated alcoholic solution of fuchsin or gentian violet, 5, in water, 95, is poured on the cover-glass preparation and heated, and is then washed off with a 20 per cent. solution of copper sulphate. 2. The fixed specimen is covered for a few seconds with gentian-violet solution and then washed off with a 0.25 per cent. solution of potassium carbonate.

histaffine (his'tā-fen) [G. *histos*, tissue, + L. *affinis*, related.] A hypothetical substance in the blood of trypanosomiasis and in syphilis, which is assumed to bind up certain constituents of the normal and specifically pathological tissues.

his'tenzyme. Histozyne.

his'tidin. One of the hexone bases, $C_4H_7N_3O_2$.

histogenic (his'ti-o-jen'ik) *Histogenous*.

histoid (his'ti-oyd) [G. *histion*, tissue, + *oid*, appearance.] Resembling in superficial appearance or structure one of the tissues of the body.

histoid.

histioirritative (his'ti-o-ir'i-ta-tiv). Irritative to connective tissue.

histo'ma [G. *histion*, tissue, + *-oma*.] Histoma.

histion'ic [G. *histion*, tissue.] Relating to any tissue.

histochemistry (his-to-kern'is-tri) [G. *histos*, tissue; Chemistry of the tissues.

histodial'ysis [G. *histos*, tissue, + *dialysis*, a breaking up.] Disintegration of the tissues; histolysis.

histofluorescence (his-to-fiu-or-es'ens) [G. *histos*, tissue.] Fluorescence of the tissues under exposure to the x-rays following the injection of a solution of quinine or other fluorescent substance.

histogen'al. Trade name of a preparation said to be a combination of nucleic acid with sodium methylarsenate, recommended in the treatment of tuberculosis.

histogen'esis [G. *histos*, tissue, + *genesis*, origin.] The origin of a tissue; the formation and development of the tissues of the body; histogeny.

histogenet'ic. Relating to histogenesis.

histogenous (his-toj'en-us) [G. *histos*, tissue, + *-gens*, producing.] Formed by the tissues, as the histogenous cells in an exudate arising from proliferation of the fixed tissue cells.

histogeny (his-toj'en-e). Histogenesis.

histohem'atin, histohem'atin. A pigment, related to hemoglobin, found in various tissues.

histohematogenous (his'to-hem-ā-toj'en-us). Arising both from the tissues and from the blood, noting certain cells in the inflammatory exudate which may partly migrate from the blood-vessels and partly arise from proliferation of the fixed tissue elements.

his'toid [G. *histos*, tissue, + *oidas*, appearance] 1. Resembling in structure one of the tissues of the body. 2. Composed of, or developed from, a single tissue and not a complex structure; noting certain tumors such as fibroma and myoma. See *organoid*(s).

histol'ogy [G. *histos*, tissue, + *-logia*.] Microscopical anatomy; the branch of anatomy which deals with the cells and the minute structure of the tissues and organs.

histol'ysis [G. *histos*, tissue, + *lysis*, solution.] Disintegration of tissue.

histo'ma [G. *histos*, tumor, + *-oma*.] Histoma. tissue-tumor, a neoplasm formed of one or other variety of tissue atypically arranged.

histometaplastic (his'to-met-ah-plas'tik). Exciting tissue metaplasia.

histomorphology [G. *histos*, tissue, + *morphē*, shape, + *-logia*.] Histology.

histon, **histone** [G. *histos*, web, tissue.] A simple protein, derived from the decomposition of white blood-corpuscles, the action of which retards coagulation; it yields on hydrolysis a number of (chiefly basic) aminoacids, the *histone bases*, or *hizone** bases.

histology [G. *histos*, tissue, + *nomos*, law.] The law of the development and structure of the tissues of the body.

histouria. The excretion of histone in the urine, occurring in certain fevers and in leucemia.

histopathology. Pathological histology, the histology of altered or diseased tissues.

histophysiology (his'to-fiz-i-ol'o-jī). The physiology or study of the functions of the cells and tissues in health.

Histoplasma [G. *histos*, tissue, + *plasma*, a thing formed.] A genus of protozoan parasites; so far as known, it contains only one species, *H. capsulatum*, found at autopsy in the endothelial cells of the lung, spleen, liver, and bone-marrow, in patients dying after symptoms of splenomegaly, leucopenia, emaciation, and an irregular, remittent temperature.

histoplasmosis. A disease resembling kala-azar, characterized by irregular fever, emaciation, splenomegaly, and leucopenia; it is due to infection by a flagellate protozoan parasite, *Histoplasma capsulatum*.

histosan. Trade name of compound of guaiacol and albumin, a brownish powder insoluble in the gastric juice but soluble in the intestine; used, like guaiacol, in tuberculosis in doses of gr. 4-8 (0.25-0.5).

Histopod'ium carcinomato'sum. An intracellular sporozoon regarded by Feinberg as pathogenic for cancer.

histotherapy [G. *histos*, tissue, + *therapeia*, treatment.] The employment of animal tissues in therapeutics; organotherapy, cytotherapy.

histothrombin (his-to-throm'bin). A thrombin derived from connective tissue.

histotome [G. *histos*, tissue, + *tomē*, cut.] Microtome.

histotomy. Section cutting, microtomy.

histotrophic [G. *histos*, tissue, + *trophē*, a bringing up.] Relating to or favoring the formation of tissue.

histotropic [G. *histos*, tissue, + *tropikos*, turning.] Attracted toward the tissues, noting certain parasites, stains, and chemical compounds.

histozoic [G. *histos*, tissue, + *zōikos*, relating to an animal.] Living in the tissues outside of a cell body, noting certain parasitic protozoa.

histozyme (his'to-zim) [G. *histos*, tissue, + *symos*, ferment.] An enzyme occurring in renal tissue which hydrolyzes hippuric acid into benzoic acid and glycochol.

histronic [L. *histrio*, an actor.] Dramatic, theatrical. *h. mania*, insanity characterized by the occurrence of dramatic gestures, speech, and facial expressions. *h. spasm*, facial spasm.

histriolism. Histronic mania.

hives. Urticaria. The term has also been popularly applied to various other skin diseases, as the red-gum of infants, to diarrhea, and to laryngitis.

HL. Abbreviation for latent hyperopia.

Hm. Abbreviation for manifest hyperopia.

HNO₂. Nitrous acid.

HNO₃. Nitric acid.

H₂O. Water.

H₂O₂. Hydrogen peroxide.

hoangnan (ho-ang-nan') [Chinese.] The bark of *Strychnos malaccensis* or *S. galthieriana*; it contains both the alkaloids of nuxvomica; has been employed in the treatment of leprosy and scrofula in doses of gr. 2-5 (0.13-0.3).

hoarhound [A.S. *hār hūne*.] Horehound, marrubium.*

hoarse [A.S. *hās*.] Having a rough, harsh voice.

hoarseness (hors'nes). An unnaturally deep and harsh quality of the voice.

Hochsinger's phenom'anon (hōkh'zing-er) [Karl Hochsinger, Viennese pediatricist, contemporary.] Pressure to the inner side of the biceps muscle causes closure of the fist in tetany.

hock [see *hough*.] 1. The ham, the posterior aspect of the knee. 2. The tarsus in the horse and other quadrupeds; the joint of the hind leg between the knee and the fetlock; see cut under *horse*. **capped h.**, (1) *synovial c. h.*, a fluctuating swelling on both sides of the hock in the horse; it causes lameness and sometimes results in caries of the os calcis; (2) *serous c. h.*, an inflamed and distended bursa over the gastrocnemius internus tendon in the horse. **cur'by h.**, curb. **spring h.**, see *spring*-hock*.

Hodara's disease' (ho-dah'rah) [Menahem Hodara, Constantinople physician, contemporary.] Trichorrhæxis nodosa.

Hodge's for'ceps [Hugh Lenox Hodge, Philadelphia gynecologist, 1796-1873.] A form of obstetrical forceps (see cut under *forceps*). *H.'s pess'ary*, a double-curve oblong pessary employed for the correction of retrodeviations of the uterus.

Hodgkin's disease' (hōj'kin) [Thomas Hodgkin, English physician, 1797-1866.] A disease marked by chronic inflammatory enlargement of the lymph nodes, first the cervical and then the axillary, inguinal, mediastinal, mesenteric, etc. together with enlargement of the spleen, and often of the liver and kidneys, with lymphoid infiltration along the blood-vessels; there is no pronounced leucocytosis. Called also pseudo-leucemia, anemia lymphatica, lymphosarcoma, lymphadenoma, and malignant lymphoma.

Hodgson's disease' (hōj'son) [Joseph Hodgson, English physician, 1788-1869.] Dilatation of the arch of the aorta associated with insufficiency of the aortic valve.

Hoff'a's opera'tion [Albert Hoffa, German orthopedic surgeon, 1859-1907.] Hollowing out the acetabulum and reduction of the head of the femur after severing the muscles inserted into the upper portion of the bone, in cases of congenital dislocation of the hip.

Hoff'mann's an'odyne [Friedrich Hoffmann, German physician, 1660-1742.] Spiritus ætheris compositus.

Hoff'mann's bacil'lus [Georg von Hoffmann-Wellenhof, Austrian bacteriologist.] *Bacillus pseudodiphthericus*.

Hoff'mann's duct [Moritz Hoffmann, German anatomist and botanist, 1622-1698.] Duct of Wirsung.

Hoff'mann's mus'cular at'rophy [Johann Hoffmann, German physician, contemporary.] Progressive spinal muscular atrophy, of familial form, occurring in early childhood. *H.'s sign*, excessive irritability of the sensory nerves to electrical or mechanical stimuli in tetany.

Hoffmann-Werdnig syn'drome (hawf'mahn-verd'nig). Hoffmann's muscular atrophy.

hog-cholera (hog'kol'er-ah).²⁶ An infectious disease of swine marked by hemorrhagic inflammation of the lymphatic glands, lungs, intestine, liver,

and kidney. The disease is now believed not to be caused by the *Bacillus cholerae suis* or *B. swipestifer*, but to be due to some ultramicroscopic organism, possibly protozoan.

hol'adin [G. *holos*, entire, + *adēn*, gland.] Trade name of a preparation said to contain all the active principles of the pancreas; occurs as a grayish white powder furnished in 3-grain capsules.

holarthritic (ho-lar-thrit'ik). Relating to universal arthritis, or holarthritis.

holarthritis (ho-lar-thri'(thre'tis) [G. *holos*, all, + *arthron*, joint, + *-itis*.] Inflammation of all or a great number of the joints.

Hol'den's line [Luther Holden, English anatomist, 1816-1905.] An indistinct furrow or wrinkle in the groin, passing outward between the anterior superior spine of the ilium and the great trochanter, indicating the position of the capsule of the hip-joint.

hol'gin. Trade name of an antiseptic solution of menthol and formaldehyde in alcohol.

holl'ow-back. Lordosis.

holl'ow-horn. A general disease in cattle, marked by leanness, scurvy coat, coarse hair, irregular appetite, and general debility.

Holm'grén's test [Alarik Frithiof Holm'grén, Swedish physiologist in Upsala, 1831-1897.] A test for color-blindness by having the subject pick out and match variously colored skeins of worsted.

holocardius (ho'lo-ä-kar'di-us) [G. *holos*, complete, + *a-* priv. + *kardia*, heart.] 1. A monster having no trace of a heart. 2. One of twin fetuses in which a heart may be present, yet the circulation is effected entirely by the other twin.

holoblastic (hol'o-blas'tik) [G. *holos*, whole, + *blastos*, germ.] Denoting the involvement of the entire (alecithal or moderately telolecithal) ovum in segmentation.

holocaine hydrochloride (hol'o-kah-ēn). Amidin, a synthetic alkaloid, the hydrochloride of para-diethoxyethenyl-diphenylamidin, occurring in small, colorless, shining crystals; used as a local anesthetic in ophthalmic practice.

holocephal'ic [G. *holos*, entire, + *kephalē*, head.] A monster deficient in certain parts, but with the head complete.

holocrine (hol'o-krin, hol'o-krin) [G. *holos*, all, + *krinō*, I separate.] Noting a gland whose function is purely secretory.

hol'odiatol'ic [G. *holos*, entire.] Relating to the entire diastole.

holomas'tigote [G. *holos*, all, + *mastix*(*mastig-*), whip.] Having flagella all over the surface.

holophytic (hol-o-fit'ik) [G. *holos*, whole, + *phytikos*, vegetable.] Exactly like a plant in metabolism or mode of obtaining nourishment; noting certain protozoans.

holorrhachischisis (hol-o-rä-kis'ki-sis) [G. *holos*, complete, + *rhachis*, spine, + *schisis*, fissure.] Complete spina bifida.

holoschisis (hol-os'ki-sis) [G. *holos*, complete, + *schisis*, fission.] Simple cleavage of the cell, amitosis.

hol'osystol'ic [G. *holos*, entire.] Relating to the entire systole.

holothrichous (hol-ot'ri-kus) [G. *holos*, entire, + *thrix*(*trich-*), hair.] Having cilia over the entire surface.

Holotrichida (ho-lo-trik'i-dah) [G. *holos*, entire, + *thrix*(*trich-*), hair.] An order of *Ciliata* in which cilia are distributed over the entire body.

-holoic (hol-o-zo'ik) [G. *holos*, whole, + *oikos*,

animal.] Resembling exactly an animal in metabolism or mode of obtaining nourishment; noting certain protozoans in distinction to others which are *holophytic*.

Holt'house's hernia [Carsten Holt'house, English surgeon, 1810-1901.] Inguinal hernia with extension of the loop of intestine along Poupart's ligament.

Holtz machine' [Wilhelm Holtz, German physicist, *1836.] A machine with a large revolving glass disc, for generating frictional electricity.

hol'zin. Trade name of a solution of menthol and formaldehyde in alcohol, used by inhalation in tuberculosis.

hol'zinol. Trade name of a preparation similar to holzin.

Holzknecht's chromoradiometer (holts'knekhts krom-ra-di-om'e-tur) [Guido Holzknecht, German physician, contemporary.] A capsule containing a reagent which changes color under the influence of the x-rays; placed near the part subjected to the action of the rays, its change in color is compared with a graduated color scale (the markings on which, numbered from 3 to 24, are called *Holzknecht's units*) and thus the intensity of the rays is measured.

homaloceph'alous [G. *homalos*, level, + *kephalē*, head.] Having a flattened head.

Homalomy'ia [G. *homalos*, even, + *myia*, a fly.] A genus of flies, the larvæ of which, naturally present in decayed fruit and vegetables, sometimes infest animals.

homatropi'na [G. *homos*, the same.] Homatropine. oxytoluyl-tropeine, made by passing hydrochloric acid gas through a mixture of tropine and mandelic acid; it occurs in white granular crystals; strongly mydriatic. **homatropi'nae hydrobromidum** (U.S. and Br.), a white crystalline powder or small prismatic crystals; employed in 1 per cent. solution as a cycloplegic.

homatropine (ho-mat'ro-pēn). Homatropina.

homaxial (ho-maks'i-al) [G. *homos*, the same, + *axis*.] Homaxonic.

homaxon'ic [G. *homos*, the same, + *axis*, axis.] Homaxial, having all the axes alike, noting a sphere.

Homburg vor der Höhe, Germany (höm'boorg vor der hō'h). The chief springs are the Elisabethen-Brunnen, the Kaiser-Brunnen, the Ludwig-Brunnen, the Landgrafen-Brunnen, the Luise-Brunnen, and the Stahl-Brunnen. Alkaline-saline-chalybeate-carbonated waters. Cr. Used by drinking and bathing in certain forms of dyspepsia, rheumatism, gout, and in certain catarrhal conditions; so-called "torpid scrofula." constipation, chlorosis, inactivity of the liver, diabetes, chronic headache, anemia, general debility, and the diseases of women. May 1 to October 1.

Home's lobe [Sir Everard Home, English surgeon, 1763-1832.] The enlarged middle lobe of the prostate gland.

homeocyte, homeocyte (ho'me-o-sit) [G. *homaios*, like, + *kytos*, cell.] Lymphocyte.

homeomerous, homeomerous (ho-me-om'er-us) [G. *homaios*, like, + *meros*, part.] Noting lichens in which the gonidia and hyphæ are evenly distributed in the thallus.

homeomorphous, homeomorphous [G. *homaios*, like, + *morphē*, shape.] Of similar shape, but not necessarily of the same composition.

ho'meopath, ho'meopath. Homeopathist. **homeopathic, homeopathic** (ho'me-o-path'ik). Relating to homeopathy.

homeop'athist, homœop'athist. A medical practitioner of the homeopathic school.

homeopathy, homœopathy (ho-me-op'ä-thi) [G. *homotios*, like, similar, + *pathos*, suffering (disease).] A system of therapeutics founded or developed by Samuel Hahnemann,* based upon the observation that certain drugs, when given in large doses in health, will produce certain conditions similar to those relieved, when occurring as symptoms of disease, by the same drug in small doses. This is called the law of similia, from the aphorism, *similia similibus curantur*, like is cured by like. Included in the homeopathic doctrine is the theory of dynamization, which is that by repeated trituration, or dilution with agitation, the potency or power of a drug is enormously increased, certain substances, such as lycopodium and common salt, which are inert in appreciable doses, even acquiring therapeutic properties when so treated.

homeoplasia, homœoplasia (ho-me-o-pla'st-ah) [G. *homotios*, like, + *plasis*, a moulding.] The formation of new tissue of the same character as that already existing in the part.

homeoplas'tic, homœoplas'tic. Relating to or characterized by homeoplasia.

homeotherapen'tic, homœotherapeu'tic. 1. Homeopathic. 2. Relating to homeotherapy.

homeotherapeutics, homœotherapeutics (ho'me-o-ther-a-pu'tiks). 1. Homeopathy. 2. Homeotherapy.

homeother'apy, homœother'apy [G. *homotios*, like, + *therapeia*, treatment.] Treatment or prevention of a disease by means of a product similar to, but not identical with, the active causal agent, as in Jennerian vaccination.

homeother'mal, homœother'mal [G. *homotios*, similar, + *thermē*, heat.] Homeothermic, homeothermous; having the temperature of the surrounding medium, noting the cold-blooded animals. See *homothermal*.

homeotypical (ho'me-o-tip'i-kal) [G. *homotios*, like, + *typos*, form.] Of or resembling the usual type.

homesickness (höm'sik-ness). Nostalgia.

hom'icide [L. *homo*, man, + *cadere*, to kill.] The killing of a human being, murder. 2. One who kills another, a murderer.

hom'iculture [L. *homo*, man, + *cultura*, culture.] Human stirpiculture, eugenics.

homœorecoline (ho-mo-ä-rek'o-lên). Arecaidineethyl-ester, a colorless liquid possessing properties similar to those of arecoline. *h. hydrobro'mide*, occurs in colorless crystals; anthelmintic in doses of gr. $\frac{1}{16}$ - $\frac{1}{8}$ (0.004-0.006).

homocen'tric [G. *homos*, same, + *kentron*, center.] Having the same center, concentric; noting rays which meet at a common focus; opposed to *heterocentric*.

homochronous (ho-mok'ron-us) [G. *homos*, same, + *chronos*, time.] 1. Occurring at the same time, synchronous. 2. Occurring at the same age in each generation.

homoclad'ic [G. *homos*, same, + *klados*, a twig.] Noting an anastomosis between branches of the same arterial trunk; opposed to *heterocladic*.

homodont [G. *homos*, the same, + *odont* (odont-), tooth.] Having teeth all alike in form, as those of the lower vertebrates; opposed to *heterodont*.

homœo- For words so beginning, see *homœo-*.

homog'amy [G. *homos*, the same, + *gamos*, marriage.] Simultaneous maturity of the stamens and pistil of an hermaphrodite flower.

homogeneous (ho-mo-je'ne-us) [G. *homos*, same, +

genos, race.] Of uniform structure or composition throughout.

homogenesis, homogeny (ho-mo-jen'e-sis, ho-moj'en-l) [G. *homos*, same, + *genesis*, production.] Reproduction in which the offspring is similar to the parents; opposed to *heterogenesis*.

ho'mogentis'ic acid. Alkaptone, an acid occurring, together with urolic acid, in the urine in alkaptonuria; it is the result of the incomplete oxidation of tyrosin, due probably to the diminution or absence of a specific intracellular oxidase.

homog'ony [G. *homos*, the same, + *gonos*, offspring.] A condition in which the relative heights of the stamens and pistils in flowers of the same species remain the same; homostyly.

homoioplasia (ho-moy-o-pla'st-ah). Homeoplasia.

homoiothermal (ho-moy-o-thur'mal). Homoiothermous, homeothermal.*

homolat'eral [G. *homos*, the same, + L. *latus*, side.] On or relating to the same side; ipsilateral.

homol'ogous. Noting a homologue; having a general definite relation to others in a series; in zoology, having a correspondence in position or development, though not in function, with a part in another animal, noting, for example, the wing of a bird, the fore-leg of a quadruped, and the arm of man. *h. se'ries*, in chemistry, a series of compounds which differ from each other by containing more or less of the same group of atoms; in the case of the paraffin series this group is CH₂.

homologue (hom'o-log). 1. Any part or organ of similar structure or composition to another one. 2. Any part or organ of one animal which corresponds in some way to one of another; thus the wing of a bird is the homologue of the arm of a man.

homol'ogy. Correspondence in function, relation, or origin.

homol'y'sin. A lysin produced by the injection of an antigen derived from an animal of the same species, isolysin; distinguished from *heterolysin* and *autolysin*.

homon'omous [G. *homos*, same, + *nomos*, law.] Noting parts, having similar form and structure, arranged in a series, as the fingers or toes.

homon'omy. The condition of being homonomous.

homon'y'mous [G. *homōnymos*, of the same name.] Having the same name, or expressed in the same terms. *h. diplo'pia*, see diplopia.

homoplas'tic. 1. Similar in form and structure, but not in origin. 2. Noting a graft of similar structure, as one of bone to replace a bone defect.

homorgan'ic [G. *homos*, same, + *organon*, organ.] Produced by the same organs.

homosexual (ho'mo-seks'u-al) [G. *homos*, the same, + L. *sexus*, sex.] Relating to or possessing erotic attraction toward a person of the same sex. 2. A person attracted sexually to others of the same sex, an invert.

homosexuality (ho'mo-seks-u-al'i-ti). A form of sexual perversion in which attraction exists for one of the same sex.

homos'porous [G. *homos*, the same, + *sporos*, seed.] Having but one kind of asexually produced spores.

homostimulant (ho-mo-stim'u-lant) [G. *homos*, the same.] Noting the action of an organic extract upon a gland or organ of the same kind as that from which the extract was derived; see *Hallion's law*.*

homosty'ly. Homogony.

homothermal (ho^amo-thur'mal) [G. *homos*, the same, + *thermē*, heat.] Homothermic, homothermous; having always the same temperature, noting the warm-blooded animals. See *homeothermal*.

homotonic [G. *homos*, same, + *tonos*, tonus.] Of uniform tension or tonus.

ho'motype [G. *homos*, same, + *typos*, type] Any part or organ of the same structure or function as another, especially as one on the opposite side of the body.

homotypic, homotyp'ical [G. *homos*, the same, + *typos*, form.] Of the same type or form; corresponding to the other one of two paired organs or parts. **h. division**, the second of the two divisions of a maturing sex-cell during which reduction of the chromosomes occurs.

homozoid (ho-mo-zo'ik) [G. *homos*, the same, + *zōikos*, relating to an animal.] Relating to the same animal or the same species of animal.

homozygosis (ho^a-mo-zi-go'sis). The formation of a zygote by like gametes.

homozygote (ho-mo-zi-gōt) [G. *homos*, same, + *zygōtos*, yoked.] 1. An individual containing but one of the two allelomorphs, each of the two germ-cells, by the union of which it was formed, containing the same member of the allelomorphic pair. 2. A zygote produced by the union of two similar gametes of the same strain.

homozygous (ho-mo-zi-gus). Relating to homozygosis; produced by the union of similar gametes.

honey (hun'ī) [A.S. *hunig*.] Mel.

honeycomb-lung (hun'ī-kōm-lung). A condition marked by the presence of numerous small pus-containing cavities in the lung; it is due to bronchiolectasis following bronchopneumonia in children.

honorarium (hon-o-ra'ri-um) [L. *honorarius*, honorary.] A fee for professional services.

hon'thin. Trade name of a preparation, said to be albumin tannate; employed in diarrhea in doses of gr. 10-20 (0.6-1.3).

hoof [A.S. *hōf*.] The horny covering of the ends of the digits or feet in many animals; it consists, like nails and horns, of thickened and modified epidermis or cuticle. **false h.**, the hoof of an unused digit, as one of the two above and behind the functioning hoofs of the ox, pig, and other animals.

hoof-and-mouth disease. Foot-and-mouth disease.*

hoof-bound. A condition of dryness and contraction of the hoof of a horse, which results in pain and lameness.

hook [A.S. *hōk*.] An instrument curved or bent near its tip, used for fixation of a part or traction. **blunt h.**, a strong, hook-shaped iron bar which is passed between abdomen and thigh to make traction in cases of difficult breech presentation.

hooked bone. Os hamatum [BNA], unciform bone.

hook'worm. A worm of the genus *Ankylostoma* or *Uncinaria*. **dog h.**, *Uncinaria stenocephala*. **new-world h.**, *U. americana*. **old-world h.**, *U. duodenalis*.

hook'worm-disease. Uncinariasis ankylostomiasis.

Hoop'er's pills [John Hooper, apothecary in Reading, England, 18th century.] Pillulæ aloes et myrrhæ.

hoop'ing-cough. Whooping-cough, pertussis.

hoose, hooze (hoos, hooz). Verminous bronchitis in calves marked by cough, roughness of coat, and wasting.

hooven (ho'ven). Hoven.

Hoo'var's sign [Charles F. Hoover, American neurol-

ogist, *1865.] A person lying supine on a couch, when asked to raise one leg, involuntarily makes counterpressure with the heel of the other leg; if this leg is paralyzed whatever muscular power is preserved in it will be exerted in this way or if the patient attempts to lift the paralyzed limb, counterpressure will be made with the other heel, whether any movement occurs in the paralyzed leg or not.

Hope's mix'ture [John Hope, English physician, 1725-1886.] Mistura camphoræ acida (N.F.)

hop'ogan. Magnesium peroxide, an internal antiseptic.

Hop'pe-Gold'flam disease [Johann Ignaz Hoppe, Swiss physiologist, 1811-1891; S. Goldflam; Myasthenia gravis.

Hoppe-Seyler's test (hō-pa-zi'ler) [Ernst Feil Immanuel Hoppe-Seyler, German physiologist and chemist, 1825-1895.] For carbon monoxide in the blood: on adding to the blood twice the volume of sodium hydrate solution the red color of blood is preserved if carbon monoxide is present; normal blood is colored a greenish brown.

hops. The strobiles of the hop plant; see *humulus*.

hordein (hor'de-in). A gliadin derived from barley. **hordenine** (hor'dē-nēn) [L. *hordenum*, barley.] An alkaloid, C₁₀H₁₄NO, developed in barley during the process of germination, occurring in prismatic crystals. **h. sulphate**, employed as a heart tonic in place of digitalis.

horde'olum [L. dim. of *hordenum*, barley.] A sty, an inflammation of a sebaceous gland of the eyelid. **h. inter'nium**, **h. meibomian'um**, suppurative inflammation of one of the Meibomian glands.

hor'deum. Barley, the seeds of *H. distichon*. **h. decortica'tum**, hulled barley, pearl barley, is employed in decoction as a demulcent.

horehound (hōr'hownd) [A.S. *hār hāund*.] Horehound, marrubium.*

horismascope (hor-iz'mah-skōp) [G. *horizma*, a boundary, + *skopos*, I examine.] A U-shaped test-tube, used in the acid test for albumin in the urine; one arm of the tube has a black background against which a faint cloud of albumin may be readily seen in the line between acid and urine.

horizocardia (ho-ri'zo-kar'di-ah) [G. *horizōs*, horizon, + *kardia*, heart.] A horizontal position of the heart on the diaphragm, due to marked excentric hypertrophy or to dilatation of both ventricles.

hor'mion [G. dim. of *hormos*, cord, chain, necklace.] The point of junction of the posterior border of the vomer with the sphenoid bone.

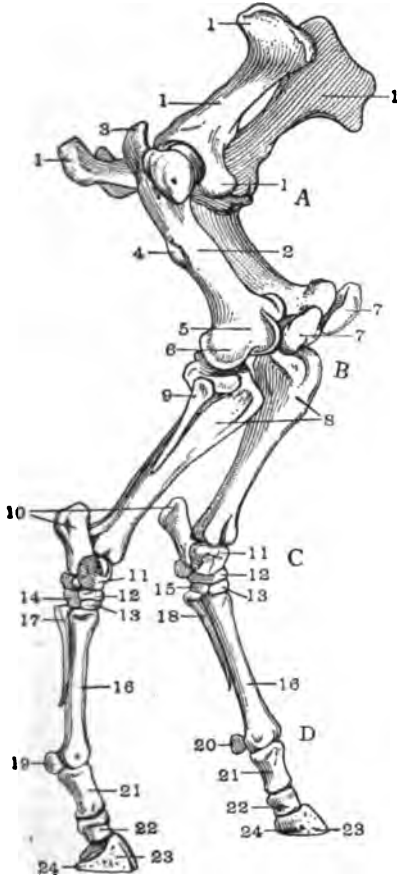
hormon'adin. Trade name of a preparation said to be the internal secretion of the pancreas.

horm'onal. Trade name of a preparation obtained from the spleen of animals killed during the height of digestion, said to be a peristaltic hormone; recommended for the treatment of chronic constipation in dose of 30-40 c.c. (1 or 2 vials) intravenously or intramuscularly injected.

hor'mone [G. *hormōn*, pres. part. of *hormadō*, I rouse or set in motion.] A chemical substance, formed in one organ or part of the body and carried in the blood to another organ or part which it stimulates to functional activity or secretion; the secretions of some or all of the ductless glands are regarded as hormones, so is secretin, so is carbon dioxide formed in muscle during contraction, which incites the respiratory center to increase activity. **Langerhan'sian h.**, a supposed internal secretion of the pancreas, elaborated in the islands of Langerhans, which controls sugar metabolism. **horn** [A.S.] Cornu. 1. An excrescence from the

skin, of the shape or structure of a horn. 2. A curved, pointed structure resembling a horn. 3. A hard, thickened, epidermal tissue, such as that of the nails. 4. The coronal prolongation of the dental pulp. **Ammon's h.**, *cornu Ammonis*. **burnt h.**, *cornu ustum*. **cutaneous h.**, *cornu cutaneum*, a hornlike outgrowth from the epidermis.

Horner's muscle [Johann Friedrich Horner, Zurich ophthalmologist, 1831-1886.] *Tensor tarsi, pars lacrimalis* of the *orbicularis oculi* [BNA.] **H.'s**



BONES OF THE HIND LEG OF A HORSE: 1, *Os innominatum*; 2, *lemur*; 3, *trochanter major*; 4, *subtrochanterian crest*; 5, *trochlea*; 6, *external condyle*; 7, *patella*; 8, *tibia*; 9, *fibula*; 10, *os calcis*; 11, *astragalus*; 12, 13, 14, 15, *tarsal bones*; 16, *large metatarsal or cannon bone*; 17, 18, *small metatarsal, or splint bones*; 19, 20, *sesamoid bones*; 21, *os sufraginis or large pastern*; 22, *os coronæ or small pastern*; 23, *os pedis*; 24, *wing of the os pedis*; A, *hip-joint*; B, *stifle-joint, corresponding to the knee in man*; C, *hock-joint, corresponding to the ankle in man*; D, *fetlock-joint*.

symp'tom-com'plex, ptosis, miosis, anidrosis, and enophthalmos due to paralysis of the cervical sympathetic.

horn-sil'ver. Native chloride of silver.

Horn's Springs, Tennessee. Alkaline-saline-chalybeate-sulphureted-carbonated waters. Eight springs. Used by drinking in various disorders. The entire year.

hor'ny. Corneous, of the nature or structure of horn.

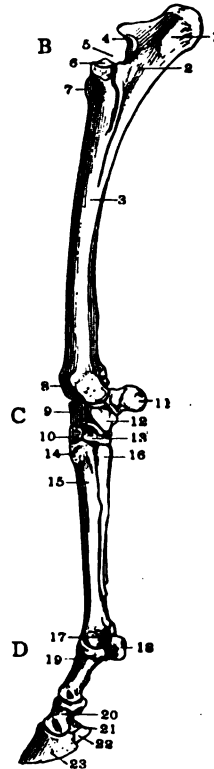
horopter (*hor-op'tur*) [*G. horos*, limit, + *optēr*, one who sees.] The sum of all the points in the bin-

ocular field of vision, in any fixed position of the eyes, rays from which fall upon corresponding points in the two retinas, the image therefore appearing single. The horopter may be a straight line or a plane, a curved line or a curved surface.

horripilation (*hor-i-pi-la'shun*) [*L. horrere*, to bristle, + *pilus*, hair.] Goose-flesh, *cutis anserina*, the standing up of the small hairs over the body.

Hor'rocks' maieut'ic [Peter Horrocks, London obstetrician, contemporary.] See *maieutic*.

horse [A.S. *hors*.] A perissodactyl (odd-toed), solidungulate (single-hoofed), quadrupedal mammal, *Equus caballus*, having a long and coarse-haired



BONES OF THE FORELEG OF A HORSE, FROM THE ELBOW-JOINT, THE HUMERUS NOT BEING SHOWN: 1, *Olecranon process*; 2, *body of the ulna*; 3, *body of the radius*; 4, *articulating surface of the ulna*; 5, *semicircular fossa formed by radius and ulna for reception of the humerus*; 6, *articulating surface of the radius*; 7, *radial tubercle*; 8, *lower articular surface of the radius*; 9, *os lunare*; 10, *os magnum*; 11, *os pisiforme*; 12, *os cuneiforme*; 13, *os unciforme*; 14, 15, 17, *metacarpus or cannon bone*; 16, *small metacarpal or splint bone*; 17, *articular end of the large metacarpal bone*; 18, *sesamoid bone*; 19, *os sufraginis or large pastern*; 20, *os coronæ or small pastern*; 21, *os naviculare*; 22, *wing of os pedis*; 23, *os pedis*. B, *Elbow-joint*; C, *knee, corresponding to the wrist in man*. D, *fetlock-joint*.

mane and tail, with short-haired coat, and corneous patches on the inner side of the legs between the knee and hock; employed chiefly as a draft-animal.

horse-chestnut. *Hippocastanum*. **castanea equina*. **horse-power**. A work-unit, equal to 33,000 pounds lifted one foot in one minute.

horsepox (*hors'poks*). A disease in horses similar to cowpox in cattle.

horse-rad'ish. *Cochlearia*.

horse-sickness (*hors'sik-nes*). A disease of horses and mules in South Africa, supposed to be due to

an ultra-microscopic protozoan transmitted by the anopheles mosquito; it is characterized chiefly by dropsical effusions into the thoracic and abdominal cavities.

horse-weed. Erigeron.

Horsley's putty [Sir Victor Alexander Haden Horsley, London surgeon, *1857.] A compound of carbolic acid 1, oil 2, and wax 7, used to plug the vessels of the diploë in case of hemorrhage in trephining. **H.'s test**, for sugar in the urine, the presence of which is indicated when a green color is produced by boiling with potassic hydrate and potassium chromate. **H.'s trephine**, a trephine made of several pieces which can be taken apart to facilitate asepsis.

H₂O₂. Osmic acid.

hos'pital [*L. hospitalis*, for a guest.] Nosocomium. An institution for the protection and treatment of the sick.

hospitalism (hos'pl-tal-izm). A neurasthenic or "run-down" condition affecting nurses and others living constantly in a hospital.

host (hōst) [*L. hospes*, an entertainer.] The organism at the expense of which a parasite lives. **definitive h.**, the vertebrate host of a hematozoic protozoan, in which the non-sexual cycle occurs; **primary h.** **intermediate** or **intermediate h.**, an invertebrate animal in which a hematozoic protozoan parasite of a vertebrate undergoes its sexual cycle, **secondary h.** **primary h.**, definitive h., the one in which the mature parasite resides when it has two or more stages of existence in different animals. **secondary h.**, intermediate h., the one in which a parasite lives before reaching its mature state, when it has two or more stages in different animals.

Hot Borate Spring, California. Alkaline-saline-borated-ammoniated-carbonated waters, 124° F. Used by drinking for disorders of the bladder and kidneys.

hot-cross-bun head. The head with depressed sutures seen in hereditary syphilis.

Hot Springs, Arkansas. Light alkaline-calcic-carbonated waters, 76° F. to 157° F. Seventy-two springs. Used by drinking and bathing in rheumatism, gout, neuralgia, skin diseases, diseases of the genitourinary system, and syphilis.

Hot Springs, North Carolina. Alkaline-saline-calcic waters, 96° F. to 104° F. About 20 springs. Used by drinking and bathing in various disorders. The entire year.

Hot Springs, South Dakota. Sulphated-saline-calcic waters, 96° F., and 98° F. Eight springs. Used by drinking and bathing in rheumatism, gout, neuralgia, certain forms of paralysis, metallic poisoning, neurasthenia, dyspepsia, diseases of the liver, Bright's disease, catarrhal conditions of the respiratory tract, hay-fever asthma, incipient phthisis, skin diseases, and syphilis. The entire year.

Hot Springs, Virginia. Alkaline-saline-calcic; sulphated-saline; calcic-sulphureted-carbonated waters, 74° F. to 108° F. Various springs. Used by drinking and bathing in gout, rheumatism, neuralgia, congestion of the liver, Bright's disease, cystitis, enlarged prostate, calculous disorders, skin affections, diseases of women, and general debility. The entire year.

Hot Sulphur Springs, Colorado. Saline-sulphureted waters, 91° F. to 117° F. More than twenty springs. Used by drinking and bathing in rheumatism, gout, neuralgia, liver disorders, skin diseases, tertiary syphilis and the diseases of women.

Hotch'kiss' opera'tion [Lucius Wales Hotchkiss, New York surgeon, *1859.] An operation for epithelioma of the cheek; it includes resection of the lateral half of the mandible and, if necessary, a portion of the maxilla and palate, the defect in the cheek being closed by the side of the tongue and a flap drawn up from the side of the neck.

Hott'entot apron. An exaggerated hypertrophy of the labia minora, common in the native women of southern Africa. **H. bustle**, an excessive enlargement of the buttocks, steatopygia, common in the native women of southern Africa. **H. tea**, **teach-**

hott'entotism. A form of stammering.

hough (hok) [A.S. *hōh*, heel.] Hock.

hound's-tongue. Cynoglossum.

hour-glass contrac'tion. A central constriction of a hollow organ, such as the stomach or the uterus. **h.-g. head**, the skull with depressed coronal suture in hereditary syphilis.

housemaid's knee (hows'mādz-ne'), **Prepatellar bursitis**, inflammation and swelling of the bursa anterior to the patella, due to traumatism in those who are much on their knees.

house-physician (hows-ft-zish'un). The senior interne in a hospital who acts in place of the attending physician during his absence and is responsible for the execution of the latter's orders.

house-prev'alence. The occurrence of a number of cases of a supposedly non-contagious disease in the same house.

house-staff. The junior physicians and surgeons attached to a hospital who care for the patients under the direction of the attending staff, the internes and externes collectively.

house-surgeon (hows-sur'jun). The senior member of the house-staff on the surgical side, who is responsible for the execution of the orders of the attending surgeon and who acts in his place when the latter is absent.

Houston's muscle [John Houston, Dublin physician 1802-1845.] The anterior portion of the musculus bulbocavernosus. **H.'s folds or valves**, rectal valves, see plicae transversalis recti.

ho'ven. Bloating in cattle, due to the accumulation of gas, and marked by the distention of the paunch or rumen, pain, and difficult breathing. it is believed to be due to the overeating of fresh green food.

How'ard's meth'od [Benjamin Douglas Howard, New York physician of English birth, 1840-1900.] A method of artificial respiration; the patient lies on the back with a cushion so arranged as to have the head lower than the abdomen, and with the hands under the head, the physician makes rhythmical pressure upward and inward with his hands against the lower lateral parts of the chest. **How'ard Springs**, Alabama. Alkaline-chalybeate-sulphurous waters. Three springs. Used by drinking in Bright's disease, diabetes, diarrhoea, dysentery, skin diseases, and other disorders. The entire year.

How'ard Springs, California. Alkaline-saline-chalybeate-lithic-carbonated waters, 60° F. to 110° F. About fourteen springs. Used by drinking in chronic dyspepsia, constipation, diseases of the liver and kidneys, urinary disorders, anemia, and general debility.

Howell-Jolly bod'ies (how-el-zhō-le'). Jolly's bodies. **Howship's lacuna** [John Howship, London surgeon, *1841.] Little pits on the surface of bone which is undergoing resorption; they contain numerous multinuclear giant cells (osteoclasts). **H.'s symptom**, pain or paresthesia on the inner side of the thigh in cases of obturator hernia.

HPO₃, Metaphosphoric acid.
H₂PO₃, Hypophosphorous acid
H₂PO₄, Phosphorous acid.
H₃PO₄, Phosphoric acid.
H₂P₂O₇, Hypophosphoric acid.
H₄P₂O₇, Pyrophosphoric acid.
H₂S, Hydrogen sulphide, sulphureted hydrogen.
H-shaped ecchymosis, The ecchymosis observed in cases of rupture of the tendo Achillis.
H₂SiO₃, Silicic acid.
H₂SO₃, Sulphurous acid.
H₂SO₄, Sulphuric acid.
HL, Abbreviation for total hyperopia.
H-tetanus (äch-tet'an-áz) [*h* = hemolytic.] v. Behring's term for the hemolytic constituent of tetanus toxin.

Hubbard Springs, Virginia. Within an area of thirty feet square are four springs: "The White Sulphur," "The Black Sulphur," "The Chalybeate," and "the Freestone." Used by drinking in rheumatism, disorders of the mucous membrane of stomach and intestines, and disorders of the liver and kidneys.

Huchard's disease' (ü-shar') [Henri *Huchard*, Paris physician, 1844-1910.] A condition of continued arterial hypertension believed by H. to be the main cause of arteriosclerosis. **H.'s se'rum**, an inorganic serum composed of sodium sulphate 2.5, sodium chloride 5, and sodium phosphate 10, in water 100. **H.'s symp'tom**, paradoxical resonance on percussion in edema of the lung.

huckle-bone (huk'l-bön). 1. Ankle-bone, talus.* 2. The innominate bone in the pelvis of the horse. 3. The astragalus in the knee of the horse.

Hudson Hot Springs, New Mexico. Alkaline-calcic waters. 142° F. Also cold spring. Used by drinking and bathing in diseases of the blood, stomach, liver, and kidneys. The entire year.

Hueck's ligament (hük) [Alexander Friedrich *Hueck*, German anatomist, 1802-1842.] Ligamentum pectinatum iridis.

Huetter's maneu'ver [Karl *Huetter*, German surgeon, 1838-1882.] In passing a stomach tube one presses the patient's tongue downward and forward with the left forefinger. **H.'s sign**, when the soft parts intervene, in a case of fracture, the vibration, on tapping the bone, is not transmitted.

Hufeland's powder [hoo'fa-lahnt] [Christoph Wilhelm *Hufeland*, Berlin physician, 1762-1836.] Magnesium carbonate 50, rhubarb 15, sugar with fennel-seed oil 35.

Hughlings Jackson's sign. See *Jackson*.

Huguer's canal (ü-ghe-a') [Pierre Charles *Huguer*, Parisian surgeon, 1804-1874.] Iter chordæ arterius; a canal in the Glaserian fissure near its posterior edge, through which the chorda tympani nerve emerges from the skull. **H.'s cir'cle**, anastomosis around the isthmus of the uterus (junction of the cervix with the body) between the right and left uterine arteries. **H.'s disease'**, (1) lupus of the vulva; (2) fibroma of the uterus. **H.'s ai'nus**, a small fossa in the tympanum between the fenestra ovalis and the fenestra rotunda. **H.'s the'ory**, in the great majority of cases prolapse of the uterus is due to a primary elongation of the supravaginal portion of the cervix.

humectation (hu-mek-ta'shun) [L. *humectare*, to moisten.] 1. The therapeutic application of moisture. 2. Serous infiltration of the tissues. 3. The soaking of a crude drug in water preparatory to the process of extraction.

hu'meral. Relating to the humerus.

hu'merora'dial. Relating to both humerus and radius, noting especially the ratio of length of one to the other.

hu'meroscap'ular. Relating to both humerus and scapula.

hu'mero-ul'nar. Relating to both humerus and ulna, noting especially the ratio of length of one to the other.

hu'merus, gen. *hu'meri* [L. shoulder.] The bone of the upper arm, articulating with the scapula above and the radius and ulna below.

humidity (hu-mid'i-ti) [L. *humidus*, moist.] Moisture, dampness. **ab'solute h.**, the amount of vapor in the atmosphere expressed in grains per cubic foot. **rel'ative h.**, the percentage of moisture in the air, the amount necessary for saturation, or the greatest amount which the atmosphere can contain in the form of vapor, being taken as 100.

hu'mor, gen. *humo'ris* [L. fluid.] 1. The uncombined fluids of the body—blood and lymph. 2. Any clear fluid or semifluid hyaline anatomical substance. 3. A chronic moist skin disease. **a'queous h.**, hydatoid, the watery fluid filling the anterior and posterior chambers of the eye. **cryst'alline h.**, the substance composing the crystalline lens of the eye. **oc'ular h.**, any one of the three humors of the eye—aqueous, crystalline, and vitreous. **vit'reous h.**, the watery fluid filling the meshes of the stroma of the vitreous body of the eye.

hu'moral. Relating to a humor in any sense, especially to humor(1).

humoralism (hu'mor-al-izm). The old doctrine that all disease is due to a change in constitution or to displacement of the humors.

humorism (hu'mor-izm). Humorism.

hump'back. Hunchback. 1. A deformed spine, Pott's curvature, angular curvature, kyphosis; lateral curvature, scoliosis. 2. A sufferer from angular or lateral curvature of the spine.

hu'mulin. Lupulin.

humulus (hu'mu-lus) (U.S.). Hops, the dried fruits (strobiles) of *Humulus lupulus*, a climbing herb of central and northern Asia, Europe, and North America; tonic, sedative, and diuretic in doses of 31-2 (30.0-60.0) of an infusion of 3½ (16.0) to the pint (480.0); a hop poultice is applied in cases of superficial inflammation.

hu'mus [L. earth, soil.] Vegetable mould, formed of decayed leaves and other vegetable matter.

hunch'back. Humpback.

hunger (hung'ger) [A.S.] A strong desire for food. **air h.**, breathlessness, dyspnea; distress occasioned by the attempt to hold the breath. **h-cure**, treatment of disease by fasting or a restricted diet; nestiatria, nestitherapy. **h. day**, one of the days in a course of dietetic treatment of diabetes, on which the patient is allowed practically nothing but broths.

hunger-evil (hung'ger-e-vil). A disease, resembling epilepsy, marked by bulimia in the horse.

Hunt's atrophy [James Ramsay *Hunt*, New York neurologist, *1872.] Neural atrophy of the small muscles of the hand without sensory disturbances; two types are recognized: *thenar*, from compression neuritis of the thenar branch of the median nerve; *hypothelar*, from compression neuritis of the deep palmar branch of the ulnar nerve. **H.'s syn'drome**, (1) progressive cerebellar tremor; an intention tremor beginning in one extremity, gradually increasing in intensity, and subsequently involving other parts of the body one after the other; (2) facial paralysis, otalgia, and aural herpes, due

to disease of both motor and sensory fibers of the seventh cranial nerve.

Hunter's canal [John Hunter, London surgeon, born in Scotland, 1728-1793.] Canalis adductorius [BNA]; H. tied the superficial femoral artery in this part, for popliteal aneurysm, in 1785. **H.'s chan'cre**, indurated or syphilitic chancre. **H.'s indura'tion**, H.'s chancre. **H.'s opera'tion**, ligation of the artery on the proximal side and at some distance from the sac, for the cure of aneurysm; see cut under *aneurysm*.

Hunter's Hot Springs, Montana. Light alkaline-saline waters, 148° F. to 168° F. Twenty-seven springs. Used by drinking and bathing in rheumatism, gout, bronchial catarrh, asthma, liver disorders, and diseases of women. The climate is dry and healthful.

Hunter's lig'ament [William Hunter, English anatomist, born in Scotland, 1718-1783.] Round ligament of the uterus. **H.'s gubernaculum**, gubernaculum* testis. **H.'s line**, linea alba. **H.'s mem'brane**, decidua.

Hunter's Pulas'ki Al'um Springs, Virginia. Aluminous-chalybeate waters. Two springs. Used in drinking and locally in dyspepsia, diarrhea, dysentery, and in catarrhal conditions of the mucous membranes.

Hunterian chan'cre [John Hunter.*] Indurated chancre.

Huntington's chorea (ko-re'ah) [George Huntington, American physician, *1850.] Hereditary chorea.

Hunyadi János, Buda-Pesth (hoon-yah'de-yah'-noah) [named after a Hungarian general, 1387-1456.] A mineral spring in Hungary, the purgative water of which contains sodium chloride and carbonate, iron, alumina, and magnesium, potassium, and sodium sulphate.

Husch'ke's au'ditory teeth [Emil Huschke, German anatomist, 1797-1858.] A row of minute, tooth-like projections at the free margin of the labium vestibulare of the cochlea. **H.'s car'tilages**, two irregularly formed horizontal cartilaginous rods at the edge of the cartilaginous septum of the nose. **H.'s fora'men**, an opening in the floor of the bony meatus acusticus, usually closed in the adult. **H.'s lig'ament**, a peritoneal fold extending from the upper portion of the smaller curvature of the stomach to the anterior surface of the pancreas, a little to the right of the median line. **H.'s valve**, plica lacrimalis.

Hutch'inson's disease* [Sir Jonathan Hutchinson, English surgeon, 1828-1913.] Tay's disease. **H.'s fa'cies**, the peculiar facial expression produced by the drooping lids and motionless eyeballs of ophthalmoplegia. **H.'s mask**, the sensation in tabes dorsalis as if the face were covered with a mask or with cobwebs. **H.'s pu'p'il**, dilatation of the pupil on the side of the lesion, with contraction of the other pupil, occurring in meningeal hemorrhage compressing the third nerve at the base of the brain. **H.'s teeth**, the upper middle incisor teeth having a crescentic notch on the cutting edge, occurring in hereditary syphilis. **H.'s tri'ad**, parenchymatous keratitis, labyrinthine disease, and H.'s teeth, significant of hereditary syphilis.

Hutinel's erythe'ma (û-te-nel') [Victor Hutinel, Parisian pediatricist, *1849.] Infectious erythema, occurring in pneumonia, typhoid fever, and other infections.

Hux'ham's tinc'ture [John Huxham, English physician, 1692-1768.] Tinctura* cinchonæ composita.

Hux'ley's lay'er [Thomas Henry Huxley, English

biologist, 1825-1895.] The inner layer of the inner root-sheath of the hair-follicle; also called *H.'s membrane* and *H.'s sheath*.

Huygens' oc'ular (hi'gena) [Christian Huygens, Dutch physicist, 1629-1695.] The compound ocular of a microscope, composed of two plano-convex lenses so arranged that the plane side of each is uppermost.

hyalin (hi'al-in) [G. *hyalos*, glass.] 1. **Hyaloplas'm**. 2. The homogeneous basement substance of hyaline cartilage. 3. A clear homogeneous substance occurring in amyloid, colloid, or hyaloid degeneration.

hyaline (hi'al-in, hi'al-en) [G. *hyalos*, glass.] Of a glassy, homogeneous, translucent appearance. **h. bod'ies**, minute collections of a clear homogeneous material found in degenerating cells, the result of colloid degeneration of the cytoplasm or the remains of cell-inclusions. **h. car'tilage**, see *cartilage*. **h. degenera'tion**, see *degeneration*. **h. fi'brous**, the fibrous substance found in a cirrhotic kidney. **h. mem'brane**, (1) the thin, transparent membrane beneath the epithelium of mucous membranes. (2) the membrane contiguous to the outer root-sheath of a hair-follicle.

hyalino'sis. Hyaline degeneration.

hyalinu'ria. The presence of hyaline casts in the urine. **hyalitis** (hi-al-i' (e')tis). Inflammation of the vitreous humor. **h. puncta'ta**, a condition in which minute opacities are present in the vitreous humor.

hy'aloid [G. *hyalos*, glass, + *eidos*, resembling.] Glassy in appearance; hyaline. **h. mem'brane**, the thin, homogeneous, transparent membrane enveloping the vitreous humor.

hyaloiditis (hi-al-oy-di' (de')tis). 1. **Hyalitis**. 2. Inflammation of the hyaloid membrane.

hyal'ogen. A protein found in the vitreous humor of certain animals, and also in cartilage.

hyalo'ma [G. *hyalos*, glass, + *ōma*.] Colloid milium, colloid degeneration of the skin; the occurrence of yellow semitranslucent papules in the skin, usually of the cheeks and forehead.

hyalomitome (hi-al-om'i-tōm) [G. *hyalos*, glass, + *mitos*, thread.] Hyaloplasm, hyalotome.

hyalomu'coid. A mucoid present in the vitreous humor.

hy'alonyx'is [G. *hyalos*, glass, + *onyxis*, puncture.] Puncture of the vitreous humor.

hy'aloplasm [G. *hyalos*, glass, + *plasma*, thing formed.] The fluid portion of protoplasm supported in the meshes of the spongoplasma; hyalomitome, hyalin. **nu'clear h.**, caryolymph.

hyaloserositis (hi'al-o-se-ro-si' (se')tis) [G. *hyalos*, glass, + *L. serosa*, serous membrane, + *G. -itis*.] Inflammation of a serous membrane with a fibrinous exudate which undergoes hyaline transformation, assuming an appearance of porcelain when localized over a viscus, such as the liver or the heart, it produces the condition called *jaundiced liver*, *frosted liver*, *sugar-coated liver*, or *heart*, etc. **multiple progress'ive h.**, *polyorrhomatogitis*.

hy'alotome. Hyaloplasm.

hy'brid [L. *hybrida*.] Mongrel, half-breed; an animal or plant resulting from the union of male and female elements of different species.

hydanto'ic acid. Uramidoacetic acid, glyoxalic acid, C₂H₃N₂O₃, a derivative of hydantoin.

hydan'toin. Glycocollyl-urea, a colorless crystalline substance, C₂H₄N₂O₃, derived from urea or from allantoin.

hydat'id [G. *hydatis*, a drop of water.] 1. An echinococcus cyst. 2. A vesicular structure resembling an echinococcus cyst. **h. of Morgagni**, (1)

appendix testis; (2) appendix vesiculosus. non-pedunculated h., appendix testis. pedunculated h., appendix epididymidis. sessile h., appendix testis. stalked h., appendix vesiculosus.

hydatid'iform. Having the form or appearance of an hydatid.

hydatidocoele (hi-dā-tid'-o-sēl) [G. *hēlē*, tumor.] An hydatid cyst of the testicle or scrotum.

hydatido'ma. A tumor formed of hydatids.

hydatidos'tomy [G. *stoma*, mouth.] The surgical evacuation of an hydatid cyst.

hydatoid (hi'dā-toyd) [G. *hydōr* (*hydat-*), water, + *oides*, resembling.] 1. The aqueous humor. 2. The hyaloid membrane. 3. Relating to the aqueous humor.

hydnocar'pus. A genus of trees of India and Burmah. *H. kurz'i*, a species, the ripe seed of which is gynocardia or chaulmugra.*

hydracstin (hi-dras'-et-in). Pyrocin, acetylphenylhydrazine; a colorless crystalline powder; internally antipyretic in doses of gr. $\frac{1}{2}$ -2 (0.03-0.13); used externally in psoriasis and other skin diseases.

hydracid (hi-dras'id) [*hydr(o)gen* + *acid*.] An acid having no oxygen atoms.

hydradenitis (hi-drad-en-i'(-e')tis) [G. *hydōr*, water, + *adēn*, gland, + *-itis*.] Inflammation of a sweat-gland. h. *des'truens suppurati'va*, a furuncle from infection through a sweat-gland instead of (as more usual) a hair-follicle.

hydradenoma [G. *hydōr*, water, + *adēn*, gland, + *-oma*.] A small tumor arising from a sweat-gland.

hydrēmia. Hydremia.

hydratoperiton'eum [G. *hydōr*, water, + *adēn*, air.] Hydropneumoperitoneum.

hydragogue (hi'drah-gog) [G. *hydōr*, water, + *agōgos*, drawing forth.] Producing a discharge of watery fluid; noting a class of cathartics which cause a serous flux into the intestine.

hydrām'nion, hydrām'nios [G. *hydōr*, water.] The presence of an excessive amount of amniotic fluid; dropsy of the amnion.

hydrāmyl. Pentane.

hydran'cephaly (hi'dran-en-sēf'-ā-lī). Internal hydrocephalus, distention of the ventricles of the brain by an accumulation of fluid.

hydrāngea [G. *hydōr*, water, + *angeion*, vessel.] Seven-barks, the dried root of *Hydrangea arborescens*, a shrub common to the Ohio Valley; diuretic and popularly regarded as antilithic; a fluid-extract is the usual form in which the drug is used; dose, 3i (4.0).

hydrāngia. A glucoside, $C_{12}H_{22}O_{11}$, derived from hydrangea, or seven-barks; like the crude drug it is diuretic and narcotic.

hydrargy'ri (hi-drar'-ji-ri). Gen. of hydrargyrum, mercury.

h. *ac'e'tas*, (1) mercurous acetate, CH_3COOHg , occurring as white scaly crystals, soluble in 330 parts of water; employed in syphilis in doses of gr. $\frac{1}{4}$ - $\frac{1}{2}$ (0.01-0.03), and also externally in skin diseases; (2) mercuric acetate, $(CH_3COO)_2Hg$, occurring as colorless plates soluble in 4 parts of water; employed like the mercurous acetate in the same doses.

h. *albe'minas*, albuminate of mercury, made by adding mercuric chloride to egg albumin; employed as a powder in antiseptic surgical dressings.

h. *am'ido-ac'e'tas*, h. glyccocoll.

h. *amidopropio'las*, mercuric amidopropionate, mercuric alanate, alanin-mercury, occurring as colorless acicular crystals soluble in water; employed subcutaneously in the treatment of syphilis.

h. *amidosuccin'amas*, mercuric amidosuccinamate, asparagin-mercury, made by adding mercuric oxide to a solution of asparagin; employed hypodermically in syphilis.

h. *ben'zoas*, mercuric benzoate, colorless acicular

crystals only slightly soluble in water; employed in hypodermic injection for syphilis.

h. *bro'midum corros'vum*, corrosive mercuric bromide, a white crystalline powder, having properties similar to those of corrosive sublimate.

h. *bro'midum m'ile*, mild mercurous bromide, resembles calomel in physical and therapeutic properties.

h. *car'boles*, mercuric carbolate, hydrargyri phenas.

h. *chlo'ridi carbam'idum*, mercuric chloride-urea, a solution of 1 part mercuric chloride and 5 parts urea in 100 of water; employed hypodermically, in daily doses of $\mathbb{M}\frac{1}{15}$ (1.0) for syphilis.

h. *chlo'ridum corros'vum* (U.S.), corrosive chloride of mercury, hydrargyri perchloridum (Br.), perchloride of mercury, bichloride of mercury, corrosive sublimate, mercuric chloride, $HgCl_2$; occurs in white crystalline masses soluble in 13 parts of water; antiseptic, parasiticide, alterative, and antisyphilitic; dose, gr. $\frac{1}{4}$ - $\frac{1}{2}$ (0.001-0.003).

h. *chlo'ridum m'ile* (U.S.), mild chloride of mercury, hydrargyri subchloridum (Br.), subchloride of mercury, mercurous chloride, calomel, $HgCl$; a fine white powder insoluble in water; intestinal antiseptic, laxative, cholagogue, alterative, and antisyphilitic in doses of gr. $\frac{1}{4}$ -2 (0.006-0.13).

h. *cyan'idum*, cyanide of mercury, cyanuret of mercury, mercuric cyanide, $Hg(CN)_2$; occurs in colorless prismatic crystals of bitter metallic taste; alterative and antisyphilitic in doses of gr. $\frac{1}{4}$ (0.005).

h. *et zin'ci cyan'idum*, cyanide of mercury and zinc, mercuric and zinc cyanide, Lister's double salt; employed on gauze as an antiseptic, non-irritant surgical dressing.

h. *formam'idum*, mercuric formamide, mercury formamidate, a solution of mercuric oxide in formamide; employed hypodermically in dose of $\mathbb{M}\frac{1}{15}$ (1.0) every second day for syphilis.

h. *gal'las*, mercuric gallate, prepared by mixing equal quantities of mercuric oxide and gallic acid; a greenish black insoluble powder, employed in syphilis in doses of gr. $\frac{1}{4}$ -1 (0.03-0.06).

h. *io'das*, mercuric iodate, a white amorphous powder, soluble in water containing potassium iodide or sodium chloride; employed hypodermically in syphilis in doses of gr. $\frac{1}{4}$ - $\frac{1}{2}$ (0.01-0.015) every second day.

h. *io'didum fla'vum* (U.S.), yellow mercurous iodide, protiodide of mercury, yellow, or green, iodide of mercury, HgI ; a bright yellow powder without odor or taste; employed especially in the treatment of the secondary stage of syphilis in doses of gr. $\frac{1}{4}$ -1 (0.015-0.06).

h. *io'didum ru'brum* (U.S., Br.), red mercuric iodide, biniodide of mercury, deutoiodide of mercury, HgI_2 ; occurs as bright red crystals or powder, very slightly soluble in water; employed in syphilis in doses of gr. $\frac{1}{4}$ (0.004).

h. *io'didum vir'ide* (U.S., 1880), green iodide of mercury, hydrargyri iodium flavum.

h. *lac'tas*, mercurous lactate, a white crystalline powder, slightly soluble in water; employed in syphilis hypodermically in doses of $\mathbb{M}\frac{1}{15}$ (1.0) of a 1 per cent. solution.

h. *naphtholace'tas*, mercuric naphthol-acetate, occurring in the form of a yellowish powder or acicular crystals; employed for the same purposes as the naphtholate.

h. *naphtho'las*, mercuric naphtholate, mercury beta-naphthol, a grayish or yellowish white powder employed as an intestinal antiseptic in doses of gr. $\frac{1}{4}$ -1 (0.03-0.06) and hypodermically in syphilis in doses of gr. $\frac{1}{4}$ - $\frac{1}{2}$ (0.01-0.02).

h. *nit'ras*, nitrate of mercury, (1) mercurous nitrate, a yellow crystalline powder sometimes employed in syphilis and as an antiseptic in doses of gr. $\frac{1}{4}$ (0.01); (2) mercuric nitrate, a white powder soluble in water; employed as an alterative and antisyphilitic in doses of gr. $\frac{1}{4}$ - $\frac{1}{2}$ (0.004-0.008), and locally as a caustic.

h. *oleas* (Br.), mercuric oleate, oleate of mercury, oleatum hydrargyri (U.S.); hard soap 16, oleic acid 1, dissolve in boiling water 88; add mercuric chloride 8 dissolved in water 80; boil, decant, and wash the precipitated oleate free from chlorides.

h. ox'idum fla'vum (U.S., Br.), yellow mercuric oxide, precipitated oxide of mercury, HgO; a yellow amorphous powder, employed locally in ointment as an application to sore eyelids, sties, and conjunctivitis, in the strength of gr. 2 (0.13) to the ounce (30.0) of ointment.

h. ox'idum ru'brum (U.S., Br.), red mercuric oxide, peroxide of mercury, red oxide of mercury, red precipitate, HgO; a brownish or yellowish red powder, almost insoluble in water; used diluted as a dusting powder and in the form of ointment to syphilitic lesions.

h. oxycyan'idum, mercuric oxycyanide, a white crystalline powder; has been employed by injection in the treatment of syphilis.

h. paraphenolsulpho'nas, mercuric paraphenolsulphonate, hydrargyrol, obtained by the action of phenolsulphonic acid on mercuric iodide; occurs in reddish brown scaly crystals, soluble in water; employed as an antiseptic in place of corrosive sublimate.

h. pep'tonas, mercuric peptonate, a solution containing the product of 1 part mercuric chloride, 3 parts peptone, in 100 parts water; dose, \mathfrak{M} ss (1.0) hypodermically in syphilis.

h. perchlo'ridum (Br.), perchloride of mercury, corrosive sublimate, hydrargyri chloridum corrosivum (U.S.).

h. phe'nas, mercuric phenate, mercuric phenolate, mercuric phenylate, mercuric carbolate, a grayish white crystalline powder; employed in syphilis in doses of gr. $\frac{1}{4}$ – $\frac{1}{2}$ (0.02–0.03).

h. pyrobo'ras, mercuric pyroborate, mercuric borate, made by mixing solutions of borax and mercuric chloride and evaporating; a brownish insoluble powder, employed as a dusting powder for wounded surfaces.

h. salicy'as, mercuric salicylate, a white amorphous powder, insoluble in water; used in syphilis in doses of gr. $\frac{1}{2}$ –1 (0.008–0.06).

h. soziodo'las, mercuric soziodolate, a yellow powder soluble in saline solution; employed subcutaneously in syphilis, and locally in ointment or solution.

h. subchlo'ridum (Br.), subchloride of mercury, calomel, hydrargyri chloridum mite (U.S.).

h. subsul'phas fla'vus, yellow subsulphate of mercury, yellow mercuric sulphate, basic mercuric sulphate, turpeth mineral; a lemon-yellow powder of slightly metallic taste and no odor; emetic and alterative, dose, gr. 2–4 (0.13–0.25).

h. sul'phas, mercuric sulphate, normal mercuric sulphate, a white crystalline powder—the basic mercuric sulphate is yellow; employed in the manufacture of other mercurials.

h. sulphidum ni'grum, black sulphide of mercury, ethiops mineralis; not now employed in medicine.

h. sulphidum ru'brum, red sulphide of mercury, red mercuric sulphide, cinnabar, Paris red, vermilion; the ore from which metallic mercury is obtained; not now employed in medicine.

h. tan'nas, mercurous tannate, occurs in brownish green scales; employed in syphilis in doses of gr. 1–2 (0.06–0.13).

h. thymolace'tas, mercuric thymolacetate, a white crystalline powder practically insoluble in water; employed in syphilis in doses of gr. $\frac{1}{4}$ –1 (0.03–0.06), and also subcutaneously in suspension in liquid paraffin.

hydrargyria (hi-drar-jir'i-ah) [L. *hydrargyrum*, mercury.] Mercurial poisoning, mercurialism, hydrargyrim; marked by ptyalism, tremors, etc.

hydrargyrim (hi-drar-jir'i-izm). Hydrargyria.

hydrar'gyrol. Hydrargyri paraphenolsulphonas.

hydrargyrum, gen. *hydrar'gyri* (hi-drar'ji-rum) [G. *hydōr* water, + *argyros*, silver.] (U.S., Br.). Mercury, quicksilver; a heavy, silvery, liquid metal, symbol Hg, atomic weight, 200; employed in thermometers, barometers, manometers, and other scientific instruments; many of its salts are employed in medicine as antiseptics, parasiticides, alteratives, and antisypilitics. [For the salts of mercury, see under *hydrargyria*.] **h. ammonia'tum** (U.S., Br.), ammoniated mercury, mercuric ammonium chloride, white precipitate, a white

amorphous powder; employed externally in ointment in the treatment of skin diseases. **h. colloida'le**, colloidal mercury, hyrgol, a nearly black, tasteless powder; has been employed by inunction in hereditary syphilis, also internally in doses of \mathfrak{M} 3–10 (0.2–0.6) of a 2 per cent aqueous solution. **h. cum cre'ta** (U.S., Br.) mercury with chalk, gray powder, ethiops cretaceus, a gray powder composed of 38 parts metallic mercury and 57 parts prepared chalk; employed in the treatment of infantile syphilis as of bowel disturbances in children, in doses of gr. 1–5 (0.06–0.3). **h. gly'cocoll**, amidocacetate of mercury, employed in 1 per cent. solution by injection.

hydrarthrosis (hi-drar-thro'sis) [G. *hydōr*, water + *arthron*, joint.] Articular dropsy; effusion of a serous fluid into a joint cavity. **intermitt'ent h.**, an affection characterized by a periodically recurring serous effusion into the cavity of a joint; the articulation may be the seat of rheumatic arthritis or other acute or chronic disease, or it may be apparently normal in the intervals of the attacks.

hydrarthrus. Hydrarthrosis.

hydrastina (hi-dras-te'nah) (U.S.). Hydrastine, the alkaloid of hydrastis, occurring in colorless prisms practically insoluble in water; employed locally in the treatment of catarrhal inflammation of the mucous membranes, and also internally in doses of gr. $\frac{1}{4}$ – $\frac{1}{2}$ (0.015–0.03).

hydrastinina (hi-dras-tin-e'nah). An artificial alkaloid prepared by treating hydrastine with oxidizing agents in acid solution. **hydrastin'ne hydrochlo'ridum** (U.S.), hydrastinine hydrochloride occurs as a yellowish crystalline powder; employed in uterine hemorrhage and as an oxytocic in hypodermic doses of gr. $\frac{1}{4}$ –1 (0.03–0.06).

hydras'tis [G. *hydrastis* wild hemp.] (U.S.) The dried rhizome of *Hydrastis canadensis*, a native of the eastern United States, golden seal, yellow root, Indian turmeric, jaundice-root; employed in the treatment of chronic catarrhal states of the mucous membranes and in metrorrhagia, in doses of gr. 10–30 (0.6–2.0).

hy'drate [G. *hydōr*, water.] A compound containing water in chemical union; hydroxide.

hy'drated. Combined with water, forming a hydrate.

hydra'tion. The chemical union of a substance with water.

hydraulics (hi-draw'liks) [G. *hydōr*, water, + *aulos*, a pipe.] The science which treats of water in its kinetic relations.

hydrazine (hi'drā-zēn). Diamine, any member of the group $\text{H}_2\text{N}-\text{NH}_2$, from which phenylhydrazine and similar reduction products are derived.

hydrazone (hi'drā-zōn). A substance derived from aldehydes and ketones by reaction with phenylhydrazine.

hydre'mia, **hydrē'mia** [G. *hydōr*, water, + *haima*, blood.] A condition in which there is an excess of the fluid portion of the blood.

hydre'ncephalocēle (hi'dren-sel'a-l-o-sēl) [G. *hydōr*, water, + *enkephalos*, brain, + *kēlē*, tumor.] Protrusion, through a cleft in the skull, of brain substance expanded into a sac containing fluid.

hydre'nceph'alus [G. *hydōr*, water, + *enkephalos*, brain.] Hydranencephaly, internal hydrocephalus.

hy'driatic (hi-dri-at'ik) [G. *hydōr*, water, + *iatikōs*, healing.] Hydriatic, hydrotherapeutic.

hy'driat'ric [G. *hydōr*, water, + *iatrikōs*, relating to

medicine.] Hydrotherapeutic, relating to the use of water in the treatment of disease.

hydric. Relating to hydrogen in chemical combination.

hydride (hi'drid, hi'drid). A compound of hydrogen with another element or a radical.

hydriodate. A salt of hydriodic acid.

hydriodic acid. See under *acidum*.

hydriodol. Cypridol.

hydro- [*G. hydôr, water.*] A prefix denoting water or hydrogen.

hydro'a [*G. hydôr, water.*] Any bullous eruption.

h. æstiva'le [*L. æstivus, summer.*], **h. vacciniforme.**

h. febril'e, herpes simplex. **h. herpeticor'me**,

dermatitis herpetiformis. **h. puero'rum** [*L. of boys.*], **h. vacciniforme.** **h. vaccinifor'me**, an

inflammatory eruption of vesicles, occurring in

hot weather, affecting children, especially boys, and

followed by permanent scars.

hydroappendix (hi'dro-â-pen'diks). Distention of the vermiform appendix with a serous fluid.

hydrobilirubin (hi'dro-bil-i-ru'bin). A substance, thought to be a derivative of bilirubin, found sometimes in the urine in cases of fever.

hydrobro'mate. A salt of hydrobromic acid.

hydrobro'mic acid. See under *acidum*.

hydrocar'bon. A compound containing only hydrogen and carbon. **sat'urated h.**, a h. which contains the greatest possible number of hydrogen atoms, leaving no free valencies.

hydrocele (hi'dro-sêl; as a Latin word, hi-dro-se'le) [*G. hydôr, water, + kêlê, hernia.*] A collection of serous fluid in a sacculated cavity; specifically, such a collection in the tunica vaginalis testis.

cer'vical h., **h. colli**, a cyst formed by secretion into a persistent duct or fissure of the neck.

congen'ital h., a collection of fluid in the open tube leading from the abdominal cavity to the investing sac of the testis. **funic'ular h.**, fluid in a portion of the tunica vaginalis shut off from both testis and abdominal cavity. **h. coll'i**,

cervical h. **h. fem'inæ**, an accumulation of serous fluid in the labium majus or in the canal of Nuck. **h. mulle'bris**, **h. femineæ.** **h. spina'lis**,

spina bifida.

hydrocœnosis (hi'dro-sen-o'sis) [*G. hydôr(hydr-), water, + kenôsis, an emptying.*] Removal of a dropsical fluid by operation or medicinal means.

hydrocephal'ic. Relating to or suffering from hydrocephalus.

hydrocephalocœle (hi-dro-sef'al-o-sêl). Hydrancephalocœle.

hydroceph'aloid [*G. eidos, resemblance.*] 1. Resembling hydrocephalus. 2. A condition in infants suffering from diarrhea or other exhausting disease, in which there are general symptoms resembling those of hydrocephalus without, however, any abnormal accumulation of cerebrospinal fluid.

hydroceph'alus [*G. hydôr, water, + kephalê, head.*] A condition, usually congenital, marked by an extensive effusion of serum into the cerebral ventricles, dilating these cavities, thinning the brain, and causing a separation of the cranial bones; there may also be an accumulation of fluid in the subarachnoid space. **acute' h.**,

laxilar (tuberculous) meningitis. **chron'ic h.**, a gradual accumulation of fluid in the ventricles of the brain, occurring in infancy, causing enlargement of the head and signs of mental deficiency.

exter'nal h., an accumulation of fluid in the subarachnoid spaces of the brain. **inter'nal h.**, h. in which the accumulation of fluid is confined to

the ventricles, Whytt's disease, hydrancephaly. **primary h.**, chronic h. **sec'ondary h.**, an accumulation of fluid in the cranial cavity, due to meningitis or obstruction to the venous flow.

hydrochinone (hi-dro-kin'ôn). Hydroquinone.

hydrochlo'rate. A salt of hydrochloric acid.

hydrochlo'ric acid. See under *acidum*.

hydrocholocystitis (hi-dro-ko-le-sis'tis) [*G. hydôr, water, + cholê, bile, + kystis, bladder.*] An effusion of serous fluid into the gall-bladder.

hydrocinnam'ic acid. Beta-phenylpropionic acid, a cinnamic acid derivative, occurring in white, feathery crystals; recommended in the treatment of tuberculosis in doses of gr. $\frac{3}{4}$ -1 $\frac{1}{2}$ (0.045-0.1).

hydrocirsocœle (hi-dro-sur'so-sêl). Hydrocele complicated with varicocele.

hydrocol'pos [*G. hydôr, water, + kolpos, sinus (vagina).*] An accumulation of mucus or other non-sanguineous fluid in the vagina.

hydroco'turnine. An alkaloidal principle derived from narcotine by the action of nascent hydrogen, $C_{12}H_{11}NO_3$, occurring in the form of colorless prisms.

Hydrocotyle (hi-dro-kot'i-le) [*G. hydôr, water, + kotylê, cup.*] A genus of plants of the order Umbelliferae. **H. asiati'ca**, shilling-grass, Indian pennywort, a shrub growing in wet places in tropical regions, employed as an alterative in doses of gr. 8-15 (0.5-1.0). **H. contel'la**, South African pennywort, used in dysentery.

hydrocyan'ic acid. An extremely poisonous, colorless liquid, HCN, employed in diluted form in medicine; see under *acidum*.

hy'drocyst [*G. hydôr, water, + kystis, bladder.*] A cyst with limpid contents.

hydrocysto'ma [*G. hydôr, water, + kystis, bladder, + -ôma.*] An eruption of deeply seated vesicles, due to retention of fluid in the sweat-follicles.

hydrodynamics (hi-dro-di-nam'iks) [*G. hydôr, water, + dynamis, force.*] The branch of physics which treats of the force of liquids.

hydroelectric (hi-dro-e-lek'trik). Relating to a combination of electricity and water, as the electric bath.

hydranceph'alocœle [*G. hydôr, water, + enkephalos, brain, + kêlê, hernia.*] Hydrancephalocœle.

hydroferricyan'ic acid. A hexabasic acid, $H_4Fe_2(CN)_{12}$, forming a ferricyanide with a base.

hydroferrocyan'ic acid. A tetrabasic acid, $H_4Fe(CN)_6$, forming a ferrocyanide in combination with a base.

hydrogel (hi'dro-jel) [*G. hydôr, water, + L. gelare, to congeal.*] A colloid which solidifies in gelatinous form with a large content of water.

hydrogen (hi'dro-jen) [*G. hydôr, water, + gennao, I produce.*] An odorless, colorless, tasteless element, gaseous at ordinary temperatures and pressure; symbol H, atomic weight 1. It is the lightest known substance, and the weight of one of its atoms is the unit of atomic weights. It is readily replaceable in many compounds by other elements or radicals, and this substitution of the hydrogen atoms in an acid forms a salt. **h. dior'ide**, **h. peroxide**, oxygenated water, golden liquid; a colorless, syrupy liquid, H_2O_2 , a powerful oxidizing agent, being used as a disinfectant in aqueous solutions of 15 to 20 volume strength. **h. monox'ide**, **water.** **h. perox'ide**, **h. dioxide.** **sul'phureted h.**, **h. sulphide**, H_2S , a colorless, inflammable gas of fetid odor, formed in the decomposition of organic matter containing sulphur.

hydrogenoid constitution (hi'dro-jen-oyd kon-sti-tu'shun). In homeopathy one of von Grauvogel's three constitutional groups, the one in which there

- is too great an amount of fluid in the blood and tissues, hydermia. See *oxygenoid constitution* and *carboniferous constitution*.
- hydroglos'sa** [G. *hydōr* (hydr-), water, + *glōssa*, tongue.] Ranula.
- hydrohymenitis** (hi-dro-hi-men-i' (e')tis) [G. *hydōr*, water, + *hymēn*, membrane, + *-itis*.] Inflammation of a serous membrane.
- hydrokinet'ics** [G. *hydōr*, water, + *kinēsis*, motion.] Hydraulics; hydrodynamics.
- hydroleïn** (hi-dro'le-in). Trade name of an emulsion of cod-liver oil.
- hydrology** [G. *hydōr*, water, + *-logia*.] The science which treats of water in all its solutions.
- hy'drolymph**. The circulating fluid in many of the invertebrates.
- hydrolysis** [G. *hydōr*, water, + *lysis*, setting free.] A chemical process whereby a compound takes up oxygen and hydrogen in the proportion forming water and is thereupon resolved into other compounds; the result is called splitting ("fat-splitting," "starch-splitting," etc.) when it is induced in the animal or vegetable body through the action of enzymes.
- hy'drolyst**. A ferment which induces hydrolysis.
- hydrolyt'ic**. Referring to or causing hydrolysis.
- hy'drolyze**. To subject to hydrolysis.
- hy'dromel** [G. *hydōr*, water, + *melî*, honey.] A mixture of honey and water, used as an excipient.
- hydro meningitis** (hi-dro-men-in-ji' (je')tis) [G. *hydōr*, water, + *mēninx*, membrane, + *-itis*.] 1. Hydrocephalus internus. 2. Cyclitis. 3. Meningitis with profuse serous effusion.
- hydro meningocœle** (hi-dro-men-in'go-sēl) [G. *hydōr*, water, + *mēninx*, membrane, + *kēlē*, hernia.] Protrusion of the meninges of brain or spinal cord through a defect in the bohy⁹ wall, the sac so formed containing fluid.
- hydrom'eter** [G. *hydōr*, water, + *mētron*, measure.] An instrument for determining the specific gravity of a liquid.
- hydrome'tra** [G. *hydōr*, water, + *mētra*, uterus.] An accumulation of thin mucus or other watery fluid in the cavity of the uterus.
- hydromet'ric**. Relating to hydrometry or the hydrometer.
- hydrom'etry**. The determination of the specific gravity of a fluid by means of an hydrometer.
- hydrom'phalus** [G. *hydōr*, water, + *omphalos*, umbilicus.] A cystic tumor at the umbilicus.
- hydromyelia** (hi-dro-mi-e'll-ah) [G. *hydōr*, water, + *myelos*, marrow.] An increase of fluid in the dilated central canal of the spinal cord, or in congenital cavities elsewhere in the cord substance; hydrorrhachis interna.
- hydromyelocœle** (hi-dro-mi'el-o-sēl) [G. *hydōr*, water, + *myelos*, marrow, + *kēlē*, tumor, hernia.] The protrusion of a portion of cord, thinned out into a sac distended with cerebrospinal fluid, through a spina bifida.
- hydromyo'ma**. A myoma containing cysts.
- hy'dronal**. Viferral, a white, slowly soluble powder, obtained by the reaction of chloral and pyridin; hypnotic in doses of gr 10-15 (0.6-1.0).
- hydronephro'sis** [G. *hydōr*, water, + *nephros*, kidney.] Dilatation of the pelvis and calyces of one or both kidneys in consequence of obstruction to the flow of urine.
- hy'dronephrot'ic**. Relating to hydronephrosis.
- hydroparasal'pinx** [G. *hydōr*, water, + *para*, beside, + *salpinx*, trumpet.] An accumulation of serous fluid in the accessory tubes of the Fallopian tube.
- hydropath'ic**. 1. Relating to hydropathy. 2. Hy-
- drotherapeutic. 3. In England, a half sanatorium, half boarding-house, located at a watering-place.
- hydrop'athy** [G. *hydōr*, water, + *pathos*, suffering.] The use of water in the treatment of disease; frequently, the unscientific use of water, as distinguished from hydrotherapy.
- hydropericarditis** (hi-dro-per-i-kar-di' (de')tis) [G. *hydōr*, water.] Pericarditis with a large serous effusion.
- hydropericar'dium**. A non-inflammatory accumulation of serum in the pericardial sac.
- hydropernephrosis** (hi' dro-per-i-ne-frō'sis) [G. *hydōr*, water, + *peri*, around, + *nephros*, kidney.] Anasarca of the connective tissue surrounding the kidney, in addition frequently to an accumulation of urine within the pelvis and calyces.
- hydrop'erion** [G. *hydōr*, water, + *peri*, about, + *don*, egg.] A fluid thought to be present, in the early stages of embryonic development, between the decidua vera and decidua reflexa.
- hydropéritone'um**, **hydropérito'nia** [G. *hydōr* (hydr-), water, + *peritonæon*, peritoneum.] Ascites.
- hy'drophil**, **hydrophil'ic**. Hydrophilous.
- hydrophil'ous** (hi-drof'i-lus) [G. *hydōr* (hydr-), water, + *philos*, fond.] 1. Bibulous, readily taking up moisture. 2. In botany, pollinated by the agency of water.
- hydropho'bia** [G. *hydōr*, water, + *phobos*, fear.] Lyssa, rabies in man.
- hydropho'bic**. Relating to or suffering from hydrophobia.
- hydropho'bin**. Lyssin, the virus of rabies or hydrophobia.
- hydrophobi'num**. A homeopathic nosode prepared from the virus of rabies.
- hydropho'bopho'bia**. Lyssophobia.
- hydrophthal'mos**, **hydrophthal'mus** [G. *hydōr*, water, + *ophthalmos*, eye.] Buphthalmos.
- hydrophysometra** (hi'dro-fî'-so-mē'trah) [G. *hydōr*, water, + *physis*, gas, + *mētra*, uterus.] The presence of fluid and gas in the uterine cavity.
- hydrop'ic**. Dropsical; relating to dropsy.
- hydropigenous** (hi-drō-pij'en-us) [G. *hydrōps*, dropsy, + *gennad*, I produce.] Causing dropsy, noting forms of renal and cardiac disease.
- hydropithery** (hi'drop-i-ther'a-pî) [G. *hydrōps*, dropsy, + *therapeia*, treatment.] 1. Treatment of dropsy. 2. Treatment of disease, such as cancer, by the injection of dropsical, especially ascitic, fluid taken from a person undergoing spontaneous cure of the disease.
- hydroplas'ma** [G. *hydōr*, water, + *plasma*, thing formed.] The fluid part of protoplasm.
- hydropneumatosis** (hi-dro-nu-mā-to'sis) [G. *hydōr*, water, + *pneuma*, breath, spirit.] Combined emphysema and edema, the presence of liquid and gas in the tissues.
- hydropneumopericardium** (hi-dro-nu'mo-per-i-kar-di-um) [G. *hydōr*, water, + *pneuma*, breath, spirit.] The presence of a serous effusion and of gas in the pericardial sac.
- hydropneumoperitoneum** (hi-dro-nu'mo-per-i-to-nē-um) [G. *hydōr*, water, + *pneuma*, breath, spirit.] The presence of gas and serous fluid in the peritoneal cavity.
- hydropneumothorax** (hi'dro-nu'mo-tho'raks) [G. *hydōr*, water, + *pneuma*, air.] The presence of both gas and a serous effusion in the pleural cavity.
- hy'drops**, **hy'dropsy** [G. *hydrōps*.] Dropsy. h. abdom'inis, abdominal dropsy, hydroperitonæa, ascites.* h. ad mat'ulam [L. *matula*, urinal] polyuria, diabetes. h. an'tri, a serous effusion in the antrum of Highmore. h. artic'ulî, hydar-

throsis. *h. folliculi*, accumulation of fluid in a Graafian follicle. *h. hypostrophos*, angioneurotic edema. *h. tubae*, hydrosalpinx. *h. tubae profluens*, a discharge of watery fluid from the oviduct. *h. vesicae felleae*, dropsy of the gall-bladder, distention of the gall-bladder with fluid. **hydropyonephrosis** (hi-'dro-pi'-o-ne-fro-'sis) [G. *hydōr*, water, + *pyon*, pus, + *nephros*, kidney.] The presence of purulent urine in the pelvis and calyces of the kidney following obstruction in the ureter.

hydropyrine (hi-'dro-pi-'rin). Trade name of a lithium salt of acetyl-salicylic acid; a light crystalline powder of a pleasant acid taste; recommended as a substitute for sodium salicylate in rheumatism and neuralgia.

hydroquinol (hi-'dro-kwin-'ol, hi-'dro-kin-'ol). Hydroquinone.

hydroquinone (hi-'dro-kwin-'ōn, hi-'dro-kin-'ōn). Hydroquinol, hydrochinone, quinol, an isomer of resorcinol; a reduction product of quinone by sulphurous acid; occurs in colorless crystals soluble in 17 parts of water; has been employed as an antipyretic in doses of gr. 5-10 (0.3-0.6) and also externally as an antiseptic; used in photography as a developer.

hydrorhachis (hi-'dror-'ā-kis) [G. *hydōr* (hydr-), water, + *rhachis*, spine.] Dropsy of the spinal cord, an increase in the cerebrospinal fluid between the membranes and the cord (*h. exterior*) or in the central canal or cavities formed in the cord substance (*h. interna*).

hydrorhachitis (hi-'dror-'ā-ki'-'(ke')tis) [G. *hydōr*, water, + *rhachis*, spine, + *-itis*.] Inflammation of the spinal cord or its membranes, with a marked serous effusion.

hydrorrhea, hydrorrhoea (hi-'dror-re-'ah) [G. *hydōr* (hydr-), water, + *rhoia*, flow.] A profuse discharge of watery fluid from any part. *h. gravidae*, *h. gravida'rum*, discharge of a watery fluid from the vagina during pregnancy. *na'sal h.*, rhinorrhea, a profuse discharge of watery fluid from the nasal mucous membrane.

hydror'al'plex [G. *hydōr*, water, + *salpinx*, trumpet.] An accumulation of serous fluid in the Fallopian tube.

hydror'cocoele (hi-'dro-sar-'ko-sēl) [G. *hydōr*, water, + *sark-* (sark-), flesh, + *kēlē*, tumor.] A chronic swelling of the testis complicated with hydrocele.

hydror'cocoele (hi-'dro-sar-'ke-o-sēl) [G. *hydōr*, water, + *oscheon*, scrotum, + *kēlē*, hernia.] A scrotal hernia complicated with a serous effusion in the sac.

hydror'col [G. *hydōr*, water, + L. *solubilis*, soluble.] A permanent suspension in water of a solid in an extremely minute state of subdivision, as it were only one step removed from a solution.

hydror'hygmograph (hi-'dro-sig-'mo-graf) [G. *hydōr*, water.] A sphygmograph in which the pulse beat is transmitted to the recorder through a column of water.

hydror'pirom'eter [G. *hydōr*, water.] A spirometer in which the force of the expired air is indicated by the rise of a column of water.

hydror'atic. Relating to the pressure of fluids or to their properties when in equilibrium. *h. test.*, see *test.*

hydror'atic [G. *hydōr*, water, + *statos*, standing.] Science relating to the physical properties of liquids in a state of equilibrium.

hydror'opathy (hi-'dro-su-dop-'a-thi) [G. *hydōr* (hydr-), water, + L. *sudor*, sweat, + G. *pathos*, suffering.] Hydrosudotherapy.

hydrosudotherapy (hi-'dro-su-'do-ther-'a-pl) [G. *hydōr* (hydr-), water, + L. *sudor*, sweat, + G. *therapeuō*, I heal.] Hydrotherapy combined with induced sweating, as in the Turkish bath.

hydrosyringomyelia (hi-'dro-sir-in-'go-mi-e-'li-ah) [G. *hydōr*, water, + *syrinx*, a tube, + *myelos*, marrow.] The presence of abnormal spaces in the spinal cord with distention of the central canal by the cerebrospinal fluid.

hydrotherapeut'ics [G. *hydōr*, water, + *therapeuō*, I treat disease.] Hydrotherapy.

hydrother'apy [G. *hydōr*, water, + *therapeia*, treatment.] Treatment of disease by means of water applied in various ways; the scientific use of water in therapeutics, as distinguished from hydropathy, or its empirical application.

hydrothionemia, hydrothionemia (hi-'dro-thi-o-ne-'mi-ah) [G. *hydōr*, water, + *thion*, sulphur, + *haima*, blood.] The presence of sulphureted hydrogen in the blood.

hydrothionuria (hi-'dro-thi-o-nu-'ri-ah) [G. *hydōr*, water, + *thion*, sulphur, + *ouron*, urine.] The excretion of sulphureted hydrogen in the urine.

hydrotho'rax [G. *hydōr*, water.] A non-inflammatory effusion of serous fluid in the pleural cavity.

hydro'tis [G. *hydōr*, water, + *ous* (ōt-), ear.] A serous effusion in the tympanum or internal ear. **hydro'tomy**. Tearing apart the tissue elements, in histology, by means of water.

hydrotropism (hi-'dro'tro-'pizm) [G. *hydōr*, water, + *tropos*, a turning.] The property in growing organisms of turning toward a moist surface (*positive h.*) or away from a moist surface (*negative h.*).

hydrotym'panum [G. *hydōr*, water.] A serous effusion in the tympanum.

hydro-ureter (hi-'dro-u-re-'ter) [G. *hydōr*, water.] Distention of the ureter with urine, due to stricture or a calculus or newgrowth.

hydrova'rium [G. *hydōr*, water.] The presence of an ovarian cyst.

hydrox'ide. Hydrate, a compound containing hydroxyl.

hydroxycholine (hi-'drok-si-'ko'lēn). Muscarine.

hydrox'yl. The atom group or univalent radical HO, resulting from the removal of an atom of hydrogen from the molecule of water; when this atom is replaced by another element or radical the compound is an hydroxide.

hydroxylamine hydrochloride (hi-'droks-il'ā-mēn hi-'dro-klo'r'id). Oxyammonium hydrochloride, NH₂OH.HCl, occurring as colorless hygroscopic crystals; employed as a substitute for pyrogallol, chrysarobin, and other reducing agents in the treatment of skin diseases.

hydrozone. Trade name of an aqueous solution of hydrogen peroxide.

hydrur'ia [G. *hydōr* (hydr-), water, + *ouron*, urine.] Polyuria; the excretion of a greatly increased amount of watery urine without a proportionate increase in the solids.

hydrur'ic. Relating to hydruria.

hygiastic (hi-'ji-as'tik) [G. *hygiastos*, to be healed.] Hygienic, sanitary.

hygiast'ics. The science of hygiene.

hygienism (hi-'je-in-izm) [G. *hygieia*, health.] A tendency to the extreme observance of hygienic laws.

hygienization (hi-'je-in-i-za'shun). Rendering hygienic.

hygieiolatry (hi-'je-yol'ā-tri) [G. *hygieia*, health, + *latreia*, worship.] An extreme observance of the laws of health.

hygieist (hi'je-ist) [G. *hygieia*, health.] One who gives special study to the laws of health.

hygiene (hi'je-en) [G. *hygieinos* healthful.] The science of health.

hygienic (hi-je-en'ik). Healthful; relating to hygiene; tending to preserve health.

Hygienic Laboratory coefficient (hi-je-en'ik lab'o-ra-to-ri ko-ë-fish'ent) [Referring to the Hygienic Laboratory of the U.S. Public Health Service, Washington.] See *coefficient*.

hygienist (hi'je-en-ist). One who is skilled in the science of health; hygieist.

hy'gric [G. *hygros*, moist.] Relating to moisture.

hy'grine. A substance said to be an alkaloid derived from coca leaves.

hygrobleph'aric [G. *hygros*, moist, + *blepharon*, eyelid.] Moistening the eyelids, noting the ducts of the lacrymal glands.

hy'grol. Hydrargyrum colloidal.

hygro'ma, pl. *hygro'mata* [G. *hygros*, fluid, + *-ōma*.] A cystic swelling containing a serous fluid, such as a cystic lymphangioma, housemaid's knee, etc.

hygromed (hi'gro-med). An instrument for measuring the amount of vapor given off from the skin.

hygromedry (hi-grom'ē-dri) [G. *hygros*, moist.] Determination of the amount of vapor given off from a certain area of the skin.

hygrom'eter [G. *hygros*, moist, + *metron*, measure.] An instrument for determining the amount of moisture in the atmosphere.

hygromet'ric. 1. Hydrophilous, hygroscopic. 2. Relating to hygrometry.

hygrom'etry. The determination of the amount of moisture in the atmosphere.

hygroph'ila [G. *hygros*, moist, + *phileō*, I love.] (B.A.) The dried herb, *Hygrophila spinosa*, a plant of tropical Asia; diuretic and demulcent in doses of ̄3i-2 (30.0-60.0) of a decoction, 1 in 10.

hygropho'bia [G. *hygros*, moist, + *phobos*, fear.] A morbid fear of moisture or dampness.

hy'groscope [G. *hygros*, moist, + *skopeō*, I view.] An instrument for indicating the amount of moisture in the atmosphere.

hygroscop'ic. 1. Relating to a hygroscope. 2. Bibulous, hydrophilous.

hygroscopy (hi-gros'ko-pī). The determination of the amount of moisture in the atmosphere.

hygrosto'mia [G. *hygros*, moist, + *stoma*, mouth.] Salivation.

hy'la. Paraqueduct.

hy'lic [G. *hylē*, stuff, raw material.] Relating to the pulp tissues, the neuroblast, mesenchyme, striated muscle, and the notochord. **h. tis'sues**, primitive-pulp tissues, or "organs and tissues in which the special characteristic is that the specific cells lie in, and are separated by, a definite stroma, homogeneous or fibrillar, in which there may or may not be blood- and lymph-vessels." (Adami.) **h. tu'mor**, pulp tumor, hyloma.*

hylo'ma [G. *hylē*, stuff, crude matter, + *-ōma*.] A hylic or pulp tumor, one due to hyperplasia of tissues derived from the embryonic pulp of epiblastic origin. **atyp'ical h.**, gliosarcoma. **mesen'-chymal h.**, a tumor of tissue derived from the mesoblastic pulp or mesenchyme. **mesothe'lial h.**, a tumor derived from tissue of mesothelial origin. **typ'ical h.**, glioma, neuroma.

hylop'athism [G. *hylē*, matter, + *pathos*, feeling.] 1. The theory that inanimate matter is endowed with sensation. 2. The theory that disease depends upon a disarrangement of animal matter.

hylozo'ism [G. *hylē*, matter, + *zōon*, animal.] The theory that all nature, including the world itself, is alive.

hy'men [G. *hymēn*, membrane.] A thin crescentic or annular fold partly closing the vaginal opening in the virgin. **h. bifenestra'tus**, **h. bifor'mis**, one in which there are two openings separated by a wide septum; see *h. septus*. **h. cribrifor'mis**, one with a number of small perforations. **h. denticula'tus**, one with markedly serrated edges. **h. imperfora'tus**, one in which there is no opening; the membrane completely occluding the vagina. **h. infundibulfor'mis**, a projecting h. with a central opening with sloping edges. **h. sculptatus**.



VARIOUS FORMS OF THE HYMEN: 1. Falciform or semilunar; 2. fimbriated; 3. bilabiate; 4. hyperforate, 5. cribriform.

one with markedly uneven and ragged edges. **h. sep'tus**, one in which there are two openings, separated by a narrow band of tissue; see *h. bifenestratus*. **h. subsep'tus**, one in which the opening is partly closed by a thin band of apparently adventitious tissue.

hy'menal. Relating to the hymen.

hymenitis (hi-men-i'ē'tis). Inflammation of the hymen.

hyme'nium [G. *hymenion*, dim. of *hymēn*, membrane.] In botany, a layer of the terminating portions of hyphae in fungi, forming the mother cells of spores.

Hymenol'eptis [G. *hymēn*, membrane, + *lepis*, rim.] A genus of *Cestoda* or tapeworms. **H. diminuta**, a tapeworm of rats and mice, seldom found in man; its larvae are harbored by beetles and caterpillars. **H. lanceola'ta**, a tapeworm of aquatic birds, found very exceptionally in man. **H. muri'na**, **H. na'na**, *Tania nana*, a very small tapeworm of man, sometimes found in great numbers in the intestine; the cysticercus is not known, but it is believed the worm may develop through all its stages in a single host.

hymenol'ogy [G. *hymēn*, membrane, + *-logia*.] The branch of anatomy and physiology dealing with the membranes of the body.

hymenor'rhap'hy [G. *hymēn*, membrane, + *rhap'hē*, a suture.] Suture of a membrane.

hymenotome (hi-men'o-tōm). A knife used in dividing the hymen or other membranes.

hymenot'omy [G. *hymēn*, membrane, + *ōmi*, incision.] 1. Division of an imperforate hymen. 2. Anatomy of the membranes.

hyobas'logios'sus. The fasciculus of the hyoglossus muscle which arises from the body of the hyoid bone.

hyoepiglottic (hi'o-ep-i-glōt'ik). Relating to the hyoid bone and the epiglottis, noting the elastic ligament connecting the two structures.

hyoepiglottidean (hi'o-ep-i-glō-tid'e-an). Hyoepiglottic.

hyoglos'sal [G. *hyoēidēs*, hyoid, + *glossa*, tongue.] Relating to the hyoid bone and the tongue, noting the *h. membrane*, an aponeurosis connecting these two structures, and the *h. muscle*. **hyoglos'sus**. See under *musculus*.

hy'oid [G. *hyoidēs*, like the letter ypsilon, T or υ.] Y-shaped or U-shaped, noting the tongue bone, os* hyoideum.

hy'opharynge'us. Musculus* constrictor pharyngis medius [BNA].

hyosc'i'na. Hyoscine, an alkaloid isomeric, if not identical, with scopolamine, obtained from hyoscyamus and stramonium. **hyosc'i'næ hydrobro'midum** (U.S., Br.), occurs in the form of colorless rhombic crystals, soluble in water, without odor, but with an acrid bitter taste; employed in the treatment of mania and as an hypnotic in doses of gr. $\frac{1}{16}$ – $\frac{1}{8}$ (0.0004–0.0006).

hyoscyamina (hi-os-si-ah-me'nah). Hyoscyamine, an alkaloid found in hyoscyamus, belladonna, and stramonium, an isomer of atropine; occurs in the form of acicular crystals or of an amorphous powder of an acrid taste; employed as an antispasmodic, hypnotic, and sedative in doses of gr. $\frac{1}{16}$ – $\frac{1}{8}$ (0.0004–0.0008). **hyoscyami'næ hydrobro'midum**, hyoscyamine hydrobromide, occurs in white prismatic crystals of an acrid bitter taste, readily soluble in water; employed for the same purposes and in the same dose as the alkaloid. **hyoscyami'næ sul'phas**, hyoscyamine sulphate, occurs as a white crystalline powder, of an acrid bitter taste, readily soluble in water; employed as an antispasmodic, hypnotic, and sedative in doses of gr. $\frac{1}{16}$ – $\frac{1}{8}$ (0.0004–0.0008).

hyoscyamus (hi-os-si'-ā-mus) [G. *hyoskyamos*, henbane.] (U.S.) *Hyoscyami fo'lia* (Br.) hyoscyamus leaves; the leaves and flowering tops of *Hyoscyamus niger*, henbane, insane root, poison tobacco, stinking nightshade; anodyne, and antispasmodic in doses of gr. 4–8 (0.25–0.5).

hyoth'yroid. Relating to the hyoid bone and thyroid cartilage, noting a membrane stretching between the two, membrana* hyothyreoidea

hypac'id'ity. Subacidity.

hypacu'sia, **hypacu'sis** [G. *hypo*, under, + *akousis*, hearing.] Impaired hearing in consequence of lessened irritability of the acoustic nerve.

hypalbumino'sis [G. *hypo*, under.] The presence of a deficient amount of albumin in the fluids of the body.

hypalgesia (hi-pal-je'zī-ah) [G. *hypo*, under, + *algos*, pain.] Lessened sensibility to pain.

hypalg'ic, **hypalget'ic**. Relating to hypalgesia, having diminished sensitiveness to pain.

hypal'gia. Hypalgesia.

hypan'cion, **hypan'nios** [G. *hypo*, under.] The presence of an abnormally small amount of amniotic fluid.

hypanacinesia, **hypanacinesis** (hi-pan'ā-sin-e'sī-ah, hi-pan'-ā-sin-e'sis) [G. *hypo*, under, + *anakinēsis*, a to-and-fro movement.] A diminution in the normal gastric or intestinal movements.

hypanakine'sia. Hypanacinesia.

hyparter'ial [G. *hypo*, beneath, + *arteria*, artery.] Below or beneath an artery, noting the bronchi which pass below the pulmonary arteries.

hypathe'nia [G. *hypo*, under, + *asthenēia*, weakness.] Slight asthenia.

hypar'ial [G. *hypo*, beneath, + *axis*.] Below, anterior to the cerebrospinal axis.

hypenceph'alon [G. *hypo*, under, + *enkephalos*, brain.] The corpora quadrigemina, pons, and medulla taken together.

hypococ'cisia (hip-en-do-kri'zī-ah). Hypoendocrimism.

hypoeosinophil, **hypoeosinophile** (hip-e-o-sin'o-fil) [G. *hypo*, under.] 1. Taking an eosin dye with difficulty, or readily parting with it. 2. Any histological element which does not readily stain with

eosin or which is easily decolorized, noting especially certain leucocyte granules.

hyper- [G. *hyper*, above, over.] A prefix noting excessive, above the normal.

hyperacid (hi-per-as'id). Superacid, excessively acid.

hyperacidaminuria (hi'per-as'id-am'in-u'ri-ah). Acidaminuria, the passage of an excess of aminoacids in the urine.

hyperacid'ity [G. *hyper*, overmuch.] An abnormal degree of acidity, hyperchlorhydria, for example.

hyperac'tion. Overaction.

hyperactiv'ity. Superactivity, overactivity.

hyperacu'sia, **hyperacu'sis** [G. *hyper*, above, + *akousis*, hearing.] Abnormal acuteness of hearing, auditory hyperesthesia, due to increased irritability of the acoustic nerve.

hyperacute'. Superacute.

hyperadeno'sis [G. *hyper*, above, + *adēn*, gland, + *-ōsis*.] Glandular enlargement, especially enlargement of the lymphatic glands.

hyperadipo'sis, **hyperadiposity** [G. *hyper*, over, + *adiposis*.] An extreme degree of adiposis or fatness.

hyperadrenia (hi'per-ad-re'nī-ah) [G. *hyper*, over, + *adrenal* body.] The presence of symptoms due to the action of the adrenal excretion, either because of increased activity of the gland or as a result of a diminished amount of antagonistic secretion, as of the pancreas for example

hyperæ'mia. Hyperemia.

hyperemiza'tion, **hyperemiza'tion**. Production of hyperemia.

hyperæsthe'sia. Hyperesthesia.

hyperalbumino'sis. The occurrence of an abnormally great amount of albumin in the fluids of the body.

hyperalgesia (hi-per-al-je'zī-ah) [G. *hyper*, overmuch, + *algos*, pain.] Extreme sensitiveness to painful stimuli.

hyperalge'sic, **hyperalget'ic**. Relating to hyperalgesia, having an extreme sensitiveness to pain.

hyperal'gia. Hyperalgesia.

hyperalimenta'tion. Superalimentation.

hyperalimento'sis [G. *hyper*, over, + *L. alimentum*, food, + *G. -ōsis*.] Any disease due to gluttony or excessive eating.

hyperalkales'cence. Superalkalinity.

hyperanacinesia, **hyperanacinesis** (hi'per-an'ā-sin-e'sī-ah, hi'per-an'ā-sin-e'sis) [G. *hyper*, over, + *anakinēsis*, to-and-fro movement.] Excessive movement, of the stomach or intestine for example.

hyperanalkine'sia. Hyperanacinesia.

hyperaph'ia [G. *hyper*, over, + *haphē*, touch.] Extreme sensitiveness to touch.

hyperaph'ic. Marked by hyperaphia, or extreme tactile sensibility.

hyperazotu'ria [G. *hyper*, over, + *Fr. azote*, nitrogen, + *G. ouron*, urine.] The excretion of an excessive amount of urea.

hyperbrachycephaly (hi'per-brak-i-sef'al-ī) [G. *hyper*, over, + *brachys*, short, + *kephalē*, head.] An extreme degree of brachycephaly, with a cephalic index of over 85.

hyperbu'lla [G. *hyper*, over, + *boullē*, will.] Excessive wilfulness.

hypercap'nia [G. *hyper*, above, in excess, + *kaphnos*, smoke, vapor.] The presence of carbon dioxide in excess in the blood, resulting in overstimulation of the respiratory center.

hypercar'dia [G. *hyper*, over, + *kardia*, heart.] Hypertrophy of the heart.

hypercathar'sis [G. *hyper*, above, + *katharsis*, a

cleansing.] Excessive movements of the bowels.
hypercathartic. 1. Causing excessive purgation.

2. An agent having an excessive purgative action.
hypercemento'sis [G. *hyper*, over, + L. *cementum*, cement, + G. *-ōsis*.] Overgrowth of the cement of the teeth.

hyperchlorhydria (hi'per-klor-hid'ri-ah) [G. *hyper*, overmuch, + *chlorhydric* (acid).] The presence of an abnormal amount of hydrochloric acid in the stomach, hyperhydrochloria.

hyperchloride. Perchloride, superchloride.

hypercholia (hi-per-ko'll-ah) [G. *hyper*, overmuch, + *cholē*, bile.] Excessive secretion of bile.

hyperchromasia (hi'per-kro-ma'si-ah). Hyperchromatism.

hyperchromatic. Abnormally high colored or overpigmented. **h. cell**, a cell resulting from asymmetrical mitosis which contains too many chromosomes.

hyperchromatin (hi-per-kro-mā-tin). The azurophil portion of the chromatin.

hyperchromatism (hi'per-kro-mā-tizm) [G. *hyper*, overmuch, + *chrōma*, color.] 1. Excessive pigmentation. 2. Hyperchromatosis.

hyperchromatosis. An increased staining capacity of any structure; h. of a cell-nucleus is a characteristic feature in cell-degeneration.

hyperchromemia (hi'per-kro-me'mi-ah) [G. *hyper*, above, + *chrōma*, color, + *haima*, blood.] Anemia associated with a high color index.

hyperchromia. Hyperchromatism. **macrocy'tar h.**, hyperchromatic macrocythemia.*

hyperchylia (hi-per-ki'll-ah) [G. *hyper*, excessive, + *chylos*, juice.] An excessive secretion of gastric juice.

hypercinosis (hi-per-sin-e'si-ah) [G. *hyper*, overmuch, + *hinesis*, motion.] Excessive motility, supermotility. **profess'ional h.**, occupation neurosis.*

hypercryesthesia. Hypercryesthesia.

hypercryalgia (hi'per-kri-al-je'si-ah) [G. *hyper*, over, + *kryos*, cold, + *algēsis*, the sense of pain.] Hypercryesthesia.

hypercryesthesia [G. *hyper*, over, + *kryos*, cold, + *aisthēsis*, sensation.] Extreme sensibility to cold.

hypercyasia, **hypercyosis** (hi-per-si-e'si-ah, hi-per-si-e'sis) [G. *hyper*, over, + *kyōsis*, pregnancy.] The presence of two embryos of different ages, not twins, in the uterus; superfetation.

hypercythemia, **hypercythemia** [G. *hyper*, overmuch, + *kytos*, cell, + *haima*, blood.] The presence of an excessive number of red blood-corpuscles.

hypercytchromia (hi'per-si'o-kro'mi-ah) [G. *hyper*, above, + *kytos*, cell, + *chrōma*, color.] Hyperchromatosis of a blood-cell.

hypercytosis [G. *hyper*, above, + *kytos*, cell, + *-ōsis*.] Hyperleucocytosis.

hyperdactylia, **hyperdactylism** [G. *hyper*, overmuch, + *daktulos*, finger or toe.] The presence of supernumerary fingers or toes.

hyperdiastole (hi-per-di-as-to-le). Extreme cardiac diastole.

hyperdirotic. Very pronouncedly dirotic; superdirotic.

hyperdic rothm [G. *hyper*, over + *dis*, two, + *kytos*, beat.] Extreme dirotism.

hyperdiemorrhysis (hi'per-di-em-er-i-sis) [G. *hyper*, above, + *dia*, through, + *haima*, blood, + *kyōsis*, a flowing.] Capillary hyperemia.

hyperdistention. Superdistention.

hyperdiuresis [G. *hyper*, overmuch.] Extreme diuresis, polyuria.

hyperdynamia [G. *hyper*, overmuch, + *dynamis*,

force.] Extreme violence or muscular restlessness. **h. uteri**, excessive uterine contractions = childbirth.

hyperdynamia. Marked by hyperdynamia.

hyperemesis [G. *hyper*, above, + *emesis*, vomiting.] Excessive vomiting. **h. gravidarum**, the uncontrollable vomiting of pregnancy. **h. lactantum**, the vomiting of nurslings with pyloric stenosis.

hyperemetia. Marked by excessive vomiting.

hyperemia, **hyperaemia** [G. *hyper*, over, + *haima*, blood.] The presence of an increased amount of blood in a part; congestion. **active h.**, h. due to an increased afflux of arterial blood in the dilated capillaries. **arterial h.**, active h. **Bier's h.**, see *Bier's* method*. **fluxionary h.**, active & passive h., h. due to an obstruction in the flow of blood from the affected part, the venous radicles being distended. **venous h.**, passive h.

hyperencephalus [G. *hyper*, above, + *enkephalos*, brain.] A monster with the vault of the cranium deficient, the brain being exposed.

hyperendocrinism (hi'per-en-dok'ri-nizm) [G. *hyper*, over, + *endon*, within, + *krimō*, I separate.] Abnormal increase in any of the internal secretions: **hyperendocrisis** (hi'per-en-dō-kris'i-ah). Hyperendocrinism.

hyper eosinophilia. Excessive eosinophilia.

hyperhidrosis, **hyperhidrosis** (hi'per-e'i-dro'si-ah, hi'per-e'i-dro'sis) [G. *hyper*, over, + *epidrosis*, perspiration.] Excessive sweating.

hyperinephry (hi'per-ep'i-ne'ri) [G. *hyper*, over, + *epinephros*, adrenal body.] The clinical signs of excessive secretion of the adrenal bodies, essentially increased arterial tension.

hyperoquilibrium [G. *hyper*, overmuch.] A tendency to vertigo on slight rotary movement.

hyperergasia (hi-per-er-ga'si-ah) [G. *hyper*, over, + *ergasia*, work.] Increased or excessive functional activity.

hypererythrocythemia, **hypererythrocythemia** (hi'per-er'i-thro-si-the'mi-ah) [G. *hyper*, over, + *erythros*, red, + *kytos*, cell, + *haima*, blood.] An excess in the number of red blood-corpuscles, hypercythemia.

hyperesophoria (hi'per-es'o-fo'ri-ah) [G. *hyper*, above, + *esō*, inward, + *phoria*, movement.] A tendency of one eye to deviate upward and inward in consequence of muscular insufficiency.

hyperesthesia, **hyperesthesia** (hi'per-es-the'si-ah) [G. *hyper*, overmuch, + *aisthēsis*, sensation.] Excessive sensibility to touch, pain, or other sensory stimuli. **auditory h.**, h. acustica. **cardiac h.**, h. due to some central lesion in the brain. **gustatory h.**, hypergeusia. **h. acustica**, extreme and painful sensitiveness to certain sounds, acoustic h., hyperacusia. **h. olfactoria**, olfactory h., hyperosmia. **h. optica**, extreme sensitiveness of the eyes to light. **muscular h.**, sensitiveness of the muscles to pressure, hypermyesthesia. **nasal h.**, hyperaphia, hyperosmaphia.

hyperostethia. Marked by hyperesthesia.

hyperophoria [G. *hyper*, above, + *esō*, outward, + *phoria*, movement.] A tendency of one eye to deviate upward and outward, due to muscular insufficiency.

hyperextension. Superextension.

hyperergasia (hi-per-er-ga'si-ah) [G. *hyper*, over, + *ergasia*, work.] Diminished functional activity, hypoergasia.

hyperergasia [G. *hyper*, over, + *ergasia*, productum.] Overproducts; hyperplasia.

hyperergasia. Relating to hyperergasia.

hyperergasia (hi-per-er-ga'si-ah) [G. *hyper*, over -

grasis, taste.] Gustatory h peresthesia, excessive acuteness of the sense of taste.

hypergigantosoma (hi'per-ji-gan'to-so'mah). [G. *hyper*, over, + *gigas*, giant, + *sōma*, body.] Excessive bodily development, gigantism.

hyperglobulia, **hyperglobuliam** [G. *hyper*, over, + L. *globulus*, globule.] Hypercythemia, polycythemia.

hyperglycemia, **hyperglycemia** [G. *hyper*, over, + *glykys*, sweet, + *haima*, blood.] Hyperglycosemia, hyperglykemia, an excess of sugar in the blood.

hyperglycogenolysis (hi-per-gli-ko-jen-ol'i-sis). An excessive glycogenolysis.

hyperglycosemia, **hyperglycosemia**. Hyperglycemia, hyperglykemia.

hyperglykemia, **hyperglykemia**. Hyperglycosemia.

hyperhedonia [G. *hyper*, over, + *hēdonē*, pleasure.] Hyperhedonism.

hyperhedonism (hi'per-hed'on-izm) [G. *hyper*, over, + *hēdonē*, pleasure.] 1. The feeling of an abnormally great pleasure in any act or from any happening. 2. Sexual erethism.

hyperhemoglobinemia, **hyperhemoglobinemia**. An excessive degree of hemoglobinemia.

hyperhidrosis, **hyperhidrosis** (hi'per-hi-dro'sis, hi'per-i-dro'sis) [G. *hyper*, over, + *hidros*, sweat.] Excessive sweating. h. oleo'sa, seborrhea.

hyperhydrochloria. Hyperchlorhydria.

hyperhypercytosis (hi'per-hi'per-si-to'sis). Hyperleucocytosis with a relative increase of neutrophils.

hyperhypocytosis (hi'per-hi'po-si-to'sis) [G. *hyper*, above, + *hypo*, under, + *kytos*, cell, + *-ōsis*.] Leucopenia with a relative increase of neutrophils.

hypericum. Rosin rose, St. John's wort, touch and heal, the herb *Hypericum perforatum*, employed locally as a vulnerary and astringent, and internally as an emmenagogue, diuretic, and stimulant expectorant in doses of 3½-1 (s. o.-s. o.).

hyperinges'tion. Overeating or overdrinking.

hyperinosemia, **hyperinosemia** (hi'per-i'no-se'mi-ah) [G. *hyper*, over, + *is* (in-), fiber, + *haima*, blood.] An excessive coagulability of the blood; an excess of fibrinogen in the blood.

hyperino'sia. Hyperinosemia.

hyperinvolu'tion. [G. *hyper*, over, + L. *involvere*, envelop.] Superinvolution.

hyperisoton'ic [G. *hyper*, above, + *isos*, equal, + *amikos*, tonic.] Hypertonic.

hyperkerato'sis. Hypertrophy of the horny layer of the epidermis, keratoderma, keratosis. h. *lignea*, black tongue.*

hyperkinesia, **hyperkinesia**. Hypercinesia.

hyperlacta'tion [G. *hyper*, beyond, + L. *lactare*, to suckle.] Superlactation.

hyperlethal [G. *hyper*, over, + L. *letalis*, lethal.] Superlethal.

hyperleucocytosis. Leucocytosis.

hyperliposia [G. *hyper*, over, + *lipos*, fat.] 1. Excessive adiposity. 2. An extreme degree of fatty degeneration.

hyperlithuria (hi'per-li-thu'r'i-ah) [G. *hyper*, over, + *lithos*, stone, + *ouron*, urine.] An excessive excretion of uric (lithic) acid in the urine.

hypermastia [G. *hyper*, above, excessive, + *mas-tos*, breast.] Polymastia, polymazia; the presence of more than two breasts.

hypermaturation. Overmature, beyond maturity.

hypermegasoma [G. *hyper*, over, + *megas*, great + *sōma*, body.] Excessive bodily development

hypermetamorphosis [G. *hyper*, over, + *metamorphōsis*, transformation.] Excessive change; specifically rapid change of ideas occurring in mental disorder.

hypermetaplasia (hi'per-met-ah-pla'si-ah). An excessive or exaggerated metaplasia.

hypermetropia (hi-per-met'rōp). One suffering from hypermetropia, hyperope.

hypermetro'pia [G. *hyper*, over, beyond, + *metron*, measure, + *ōps*, eye.] Hyperopia.

hypermicrosoma [G. *hyper*, over, + *mikros*, small, + *sōma*, body.] Extreme smallness of body, dwarfism, nanism.

hypermnēsia (hi-per-mē'zi-ah) [G. *hyper*, over, + *mnēmē*, memory.] Extreme power of memory.

hypermotility [G. *hyper*, over, + L. *motus*, motion.] Supermotility, excessive motility.

hypermyesthesia, **hypermyesthesia** [G. *hyper*, over, + *mys* (myo-), muscle, + *aisthēsis*, feeling.] Muscular hyperesthesia, sensitiveness of the muscles to pressure or pinching.

hypermyotonia (hi-per-mi-o-to'ni-ah) [G. *hyper*, over, + *mys* (myo-), muscle, + *tonos*, tension.] Extreme muscular tonus.

hypermyotrophy (hi-per-mi-o't-ro-fi) [G. *hyper*, over, + *mys* (myo-), muscle, + *trophē*, nourishment.] Muscular hypertrophy.

hyperne'a, **hyperne'a**, **hypernol'a** [G. *hyper*, over, + *noē*, I think.] Excessive mental activity or imagination.

hyperneocytosis (hi'per-ne'o-si-to'sis) [G. *hyper*, above, + *neos*, new, + *kytos*, cell, + *-ōsis*.] Hyperleucocytosis, hyperleucocytosis with the presence of many immature forms, i.e. with deviation* to the left.

hyperneph'roid [G. *hyper*, above, + *nephros*, kidney, + *ēidos*, appearance.] Resembling or of the type of the adrenal body.

hypernephroma [G. *hyper*, above, + *nephros*, kidney, + *-ōma*.] A tumor composed of hypernephroid or adrenal tissue.

hypernomia (hi-per-nom'ik) [G. *hyper*, above, + *nomos*, law.] Uncontrolled on the side of excess.

hypernorm'al [G. *hyper*, above, + L. *norma*, rule, norm.] Supernormal.

hypernormocytosis (hi'per-nor'mo-si-to'sis) [G. *hyper*, above, + L. *norma*, rule, + G. *kytos*, cell, + *-ōsis*.] The presence of a relatively increased number of neutrophils while the total white-cell blood-count is normal.

hypernutrition (hi-per-nu-trish'un) [G. *hyper*, over, + L. *nutrire*, to nourish.] Supernutrition.

hyperonych'ia (hi-per-o-nik'i-ah) [G. *hyper*, over, + *onyx* (onych-), nail.] Hypertrophy of the nails.

hyperope (hi-per-ōp). Our suffering from hyperopia, hypermetropia.

hyperopia [G. *hyper*, over, beyond, + *ōps*, eye.] Hypermetropia, long-sightedness; a condition in which, in consequence of an error in refraction or flattening of the globe of the eye, parallel rays are focussed behind the retina. *ab'solute* h., manifest h. which cannot be overcome by an effort of accommodation. *ax'al* h., h. due to shortening of the anteroposterior diameter of the globe of the eye. *fac'ultative* h., manifest h. which can be overcome by an effort of accommodation. *h. of cur'vature*, h. due to diminution of convexity of the refracting media of the eye. *la'tent* h., the difference between total and manifest h. *man'ifest* h., the h. which can be measured by convex lenses without the use of a cycloplegic. *to'tal* h., that which can be determined after complete paralysis of accommodation by means of a cycloplegic.

hyperorex'ia [G. *hyper*, overmuch, + *orexis*, appetite.] Bulimia, an insatiable appetite.

hyperorthocytosis (hi'per-'or-tho-si-to'sis) [G. *hyper*, above, + *orthos*, correct, + *kytos*, cell, + *-osis*.] Hyperleucytosis in which the relative percentages of the different forms are normal and no immature forms are present.

hyperosmia (hi-per-oz'mi-ah) [G. *hyper*, overmuch, + *osmē*, sense of smell.] An exaggerated sense of smell, hyperosphresia.

hyperosmot'ic. Causing or resulting from increased osmosis.

hyperosphresia, hyperosphresis (hi'per-os-fre'si-ah, hi'per-os-fre'sis) [G. *hyper*, over, + *osphrēsis*, smell.] Hyperosmia.

hyperostosis [G. *hyper*, over, + *osteon*, bone, + *-osis*.] 1. Hypertrophy of bone. 2. Exostosis.

hyperovaria [G. *hyper*, over, + *L. ovarium*, ovary.] A condition of sexual precocity in young girls, due to overdevelopment of the ovaries with the formation of ovarian secretion in excess.

hyperoxidation. Excessive oxidation.

hyperparasite. A secondary parasite inimical to the development or life of a previously existing parasite.

hyperparasitism. A condition in which a secondary parasite destroys, or nullifies the pathogenic action of, a previously existing parasite.

hyperpepsia [G. *hyper*, over, + *pepsis*, digestion.] 1. Abnormally rapid digestion. 2. Impaired digestion with hyperchlorhydria.

hyperpepsinia (hi-pur-pep-sin'i-ah) [G. *hyper*, over.] An excess of pepsin in the gastric juice.

hyperperistalsis. Hyperprochoreosis.

hyperphalangism (hi-pur-fal-an'jizm) [G. *hyper*, over, + *phalanx*.] Polyphalangism; the presence of a supernumerary phalanx in a finger or toe.

hyperphonia [G. *hyper*, over, + *phōnē*, sound, voice.] Stammering or stuttering resulting from excessive innervation of the vocal muscles.

hyperphoria [G. *hyper*, above, + *phora*, motion.] A tendency of the visual axis of one eye to rise above that of its normal fellow.

hyperpiesis (hi-pur-pi'e-sis) [G. *hyper*, over, + *pieis*, pressure.] Overpressure, especially of the blood within the vessels; excessive arterial tension.

hyperpietic (hi-per-pi-et'ik). Relating to or marked by extremely high blood pressure.

hyperpigmentation [G. *hyper*, over, + *L. pigmentum*, paint.] Superpigmentation.

hyperpituitarism (hi-pur-pit-u'tar-izm) [G. *hyper*, overmuch.] A condition due to overactivity of the hypophysis cerebri, at least of its anterior lobe, marked by acromegaly and hypertrichosis.

hyperpituitarism [G. *hyper*, overmuch.] A condition due to overactivity of the hypophysis cerebri, at least of its anterior lobe, marked by acromegaly and hypertrichosis.

hyperplasia [G. *hyper*, above, + *plasis*, a moulding.] An increase in number of the individual tissue elements, excluding tumor formation, whereby the bulk of the part or organ is increased. By some restricted to denote proliferative changes in a tissue not occurring to meet a demand for increased functional activity. See *hypertrophy*. **polyar h.**, an excess of development at one or other extremity of the embryo, resulting in the formation of a dicephalus (cephalic extremity) or of a monster with three or more lower limbs (podalic extremity).

hyperplasmia (hi-per-plaz'mi-ah) [G. *hyper*, above, + *plasma*.] 1. An excessive production of white cells within certain organs without their appearance in the blood, aleucemia. 2. An in-

crease in the size of the red blood-cells through imbibition.

hyperplas'tic. Relating to hyperplasia.

hyperpnea, hyperpnoea (hi-purp-ne'ah) [G. *hyper*, overmuch, + *pnoē*, breathing.] A condition in which the respiration is deeper and more rapid than normal.

hyperkeocytosis (hi'per-ske'o-si-to'sis) [G. *hyper*, above, + *skaios*, left, + *kytos*, cell, + *-osis*.] Hyperneocytosis.

hyperporosis [G. *hyper*, over, + *pōros*, callus, + *-osis*.] Excessive formation of callus after fracture of a bone.

hyperpraxia [G. *hyper*, over, + *praxis*, action.] Excessive activity.

hyperprochoreosis (hi'pur-pro-ko-re'sis) [G. *hyper*, over, + *prochōrēō*, I go forward.] Excessive rapidity of the passage of food through the stomach and intestine; hyperperistalsis, peristaltic unrest, tormina nervosa.

hyperpsalaphesia (hi'purp-sel-a-fe'si-ah) [G. *hyper*, over, + *psalaphēsis*, touching.] Hyperapthia, tactile hyperesthesia, excessive development of the sense of touch.

hyperpyrēmia (hi'pur-pi-re'mi-ah) [G. *hyper*, over, + *pyrēia*, fuel, + *haima*, blood.] The presence in the blood of an excess of heat-producing and energy-producing material derived from the fat and carbohydrates of the food.

hyperpyretic [G. *hyper*, over, + *pyretos*, fever.] Having a very high temperature, suffering from excessive fever.

hyperpyrexia [G. *hyper*, over, + *pyrexia*, feverishness.] Extremely high fever.

hyperpyrexial. Relating to hyperpyrexia, hyperpyretic.

hyperresonance. An extreme degree of resonance.

hypersecretion [G. *hyper*, overmuch, + *L. secretum*, to separate.] Supersecretion.

hypersomnia [G. *hyper*, over, + *L. somnus*, sleep.] A condition, probably toxic, in which one sleeps for an excessively long time, but is normal in the intervals; it is distinguished from somnolence in which one is always inclined to sleep.

hypersphyxia (hi-pur-sfik'i-ah) [G. *hyper*, over, + *sphysis*, pulse.] A condition of high blood pressure and increased circulatory activity.

hypersthenia [G. *hyper*, overmuch, + *sthenos*, strength.] Excessive tension or strength.

hypersthenuria (hi'pur-sthen-u'ri-ah) [G. *hyper*, over, + *sthenos*, strength, + *ouron*, urine.] A dilute condition of the urine, with consequently an elevation of the freezing point.

hypersusceptibility (hi'pur-sus-sep'ti-bil'i-ti) [G. *hyper*, over, + *L. suscipere*, to take, + *kubalis*, apt. fit.] 1. Extreme vulnerability to infection. 2. Anaphylaxis.

hyper'style (hi-pur-sis'to-le) [G. *hyper*, overmuch.] Abnormal force or duration of the cardiac systole.

hypertarachia (hi'pur-tā-rak'i-ah) [G. *hyper*, over, + *tarachē*, disorder, confusion.] Exaggerated irritability of the nervous system, regarded as the underlying cause of tetanus.

hypertension [G. *hyper*, over, + *L. tendere*, to stretch.] Supertension.

hypertensive. Marked by an increased blood-pressure. According to the classification of Huchard, the *h. diseases* are the noninfectious diseases, in which the blood-pressure is increased.

hyperthelia [G. *hyper*, above, excessive, + *thēlē*, nipple.] The presence of supernumerary nipples, the number of breasts being two only.

hyperthermalgesia [hyper, over, + *thermē*, heat,

+ *algos*, pain.] Extreme sensitiveness to heat, a slight degree causing pain.

hyperthermia [G. *hyper*, over, + *thermē*, heat.] Hyperpyrexia; unusually high fever.

hyperthermoesthesia, hyperthermoesthesia (hi-pur-thur-mo-es-the-zī-ah) [G. *hyper*, over, + *thermē*, heat, + *aisthēsis*, feeling.] Extreme sensitiveness to heat.

hyperthymiza'tion. Charged with an excess of secretion of the thymus gland, noting a supposed condition of the blood in status lymphaticus.

hyperthyrea, hyperthyroides (hi-pur-thi-rē-ah, hi-per-thi-re-o-id'e-ah) [G. *hyper*, over, *thyreoides*, thyroid.] A condition in which there is excessive secretion of the thyroid gland, as in exophthalmic goiter.

hyperthyreo'sis, hyperthyroida'tion. Hyperthyrea.

hyperthyroidism. Symptoms produced by excessive activity of the thyroid gland or by an overdose of thyroid extract.

hypertonia [G. *hyper*, over, + *tonos*, tension.] Extreme tension of the muscles or arteries. *h. polycythē'mica*, a form of polycythemia without marked splenomegaly, but with increased blood-pressure.

hypertonic [G. *hyper*, over, + *tonos*, tension.] Having a greater degree of tension, noting that one of two solutions which possess the greater osmotic pressure.

hypertonicity (hi-pur-to-nis'tī-tī). Hypertonia.

hypertoxic [G. *hyper*, overmuch.] Very poisonous.

hypertoxicity (hi'per-toks-is'tī-tī). The quality of being extremely poisonous.

hypertrichiasis (hi-pur-tri-ki'ā-sis) [G. *hyper*, over, + *trich* (*trichō*), hair.] Hypertrichosis.

hypertrichosis (hi-pur-tri-ko'sis) [G. *hyper*, overmuch, + *trichōsis*, being hairy.] A growth of hair in excess of that normal for the situation, as on the face in women or the back in men or women.

hypertro'phia. Hypertrophy.

hypertroph'ic. Relating to or characterized by hypertrophy.

hypertrophy [G. *hyper*, above, + *trophē*, nourishment.] Overgrowth; general increase in bulk of a part or organ, not due to tumor formation. By some restricted to denote greater bulk through increase in size, but not in number, of the individual tissue elements; by others employed to denote an increase in size in order to meet a demand for increased functional activity. See *hyperplasia*. *adapt'ive h.*, thickening of the walls of a hollow organ, like the urinary bladder, when there is obstruction to outflow. *compensatory h.*, increase in size of an organ or part of an organ or tissue, when called upon to do the work of a disabled or destroyed synergist. *compensatory h. of the heart*, thickening of the walls of the heart in cases of valvular disease, either obstruction or insufficiency. *complementary h.*, increase in size or expansion of part of an organ or tissue to fill the space left by the destruction of another portion of the same organ or tissue. *concentric h.*, thickening of the walls of the heart or any cavity with apparent diminution of the capacity of the cavity. *excentric h.*, thickening of the wall of the heart or other cavity, with dilatation. *false h.*, pseudohypertrophy, increase in bulk of a part, as of a muscle, due to overgrowth of the fibrous stroma and not of the tissue proper. *functional h.*, physiological *h.* *numerical h.*, *h.* of a tissue with increase in the number, as well as in the size, of its elements. *physiologic'al h.*, temporary increase in size of an organ or part to

provide for a natural increase of function, such as occurs in the walls of the uterus and in the mammae during pregnancy. *pseudomus'cular h.*, pseudohypertrophic paralysis.* *quantitative h.*, hyperplasia. *simple h.*, numerical *h.* *stimulated h.*, increased size of a part due to continued growth unrestrained by attrition, as is seen in the case of the teeth of certain animals when the opposing teeth have been destroyed. *true h.*, an increase in size involving all the different tissues composing the part. *vicari'ous h.*, *h.* of an organ in case of failure of another organ of different order though apparently allied function; enlargement of the pituitary gland, after destruction of the thyroid, is an example.

hypertro'pia [G. *hyper*, above, + *trōpē*, turn.] Vertical squint, with upward deviation of the visual axis of an eye.

hypervaccina'tion. Repeated inoculation of a person or animal already immunized; done in the case of an animal in order to obtain a potent antitoxin.

hypervas'cular [G. *hyper*, above, + L. *vasculum*, vessel.] Abnormally vascular, containing an excessive number of blood-vessels.

hypesthesia, hypæsthesia (hi-pes-the-zī-ah) [G. *hypo*, under, + *aisthēsis*, feeling.] Diminished sensibility.

hy'pha [G. *hyphē*, a web.] One of the filaments composing the substance of a fungus.

hyphedonia [G. *hypo*, under, + *hēdonē*, pleasure.] An habitually slight degree of pleasure caused by occurrences that should normally give great pleasure.

hyphē'mia, hyphæ'mia [G. *hypo*, below + *haima*, blood.] 1. Hemorrhage into the anterior chamber of the eye. 2. Anemia, oligemia. *intertrop'ical or trop'ical h.*, *uncinariasis*.

hyhidrosis (hip-hi-dro'sis) [G. *hypo*, under, + *hidrōsis*, sweating.] Diminished perspiration.

Hyphomycetes (hi-to-mi-se'tēz) [G. *hyphē*, web, + *mykēs*, fungus.] Filamentous fungi composed of branched or unbranched threads, moulds.

hyphomyce'tic. Relating to, or caused by, the presence of filamentous fungi, or *Hyphomycetes*.

hypino'sis [G. *hypo*, under, + *is* (*in*), fiber.] Diminished coagulability of the blood, its fibrin content being reduced below the physiological mean of 2.2 per cent.

hypinot'ic. Marked by hypnosis.

hypnacetin (hip-nas'et-in). Hypnoacetin.

hypnagogic (hip-nā-go'jīk) [G. *hypnos*, sleep, + *agōgos*, leading.] 1. Noting a transitional state, related to the hypnoidal, preceding the oncome of sleep; noting also various delusions which may manifest themselves at that time. 2. Inducing sleep, hypnotic.

hyp'nal. Monochlorantipyrene, chloral-antipyrene, a compound of chloral and antipyrene; sedative and hypnotic in doses of gr. 10-15 (o. 6-1.0).

hypnal'gia [G. *hypnos*, sleep, + *algos*, pain.] Dream-pain, pain occurring during sleep.

hypnapagogic (hip-nap-ā-go'jīk) [G. *hypnos*, sleep, + *apo*, from, + *agōgos*, leading.] 1. Noting a state similar to the hypnagogic, through which the mind passes in coming out of sleep; noting also certain delusions experienced at such time. 2. Causing wakefulness, preventing sleep.

hypnæsthesia, hypnæsthesia [G. *hypnos*, sleep, + *aisthēsis*, sensation.] Drowsiness.

hyp'nic [G. *hypnikos*, relating to sleep.] 1. Relating to sleep. 2. Causing sleep, somnifacient, somniferous.

hypnoacetin (hip-no-as'et-in.) Acetophenone-acetylpara-amidophenol ester; hypnotic in doses of gr. 2-4 (0.13-0.25).

hyp'nocyst [G. *hypnos*, sleep, + *kystis*, bladder (cyst).] A quiescent or "sleeping" cyst; an encysted protozoan the reproductive activity of which is in abeyance.

hyp'nody [G. *hypnōdēs*, of a sleepy nature.] A state observed in insects and their larvæ resembling the hibernation of certain vertebrates.

hypnogen'esis [G. *hypnos*, sleep, + *genesis*, production.] The induction of sleep or of the hypnotic state.

hypnogen'ic. Relating to hypogenesis.

hypnogenous (hip-noj'en-us) [G. *hypnos*, sleep, + *gennao*, I produce.] Causing sleep or the hypnotic state.

hypnoidal (hip-noy'dal) [G. *hypnos*, sleep, + *eidos*, resemblance.] Resembling sleep, noting a mental condition intermediate between sleeping and waking, the subwaking state.

hypnoidiza'tion. Induction of the hypnoidal state.

hyp'nolepsy [G. *hypnos*, sleep, + *lepsis*, a seizing.] Uncontrollable sleepiness; narcolepsy.

hypnol'ogist. 1. A student of hypnology. 2. Hypnotist.

hypnol'ogy [G. *hypnos*, sleep, + *-logia*.] The branch of scientific inquiry regarding sleep and its phenomena.

hyp'none. Acetphenone.

hypnopom'pic [G. *hypnos*, sleep, + *pompē*, procession.] Noting the persistence of dreams during the hypnagogic state.

hypnopyrine (hip-no-pl'rēn). A synthetic antipyretic, analgesic, and hypnotic, obtained by the action of chlorine on quinine; dose, gr. 2-4 (0.13-0.25).

hypno'sia [G. *hypnos*, sleep.] Sleeping-sickness.

hypno'sis [G. *hypnos*, sleep.] 1. Somnus, the state of normal sleep. 2. Hypnotism.

hypnother'apy [G. *hypnos*, sleep, + *therapeia*, treatment.] 1. The treatment of disease by inducing prolonged sleep. 2. Treatment by means of hypnotism.

hypnot'ic [G. *hypnōtikos*, causing one to sleep.] 1. Causing sleep. 2. A remedy having this property. 3. Relating to hypnotism. 4. One who is under the influence of hypnotism, or who is readily hypnotized. **h. state**, hypnotism.

hypnotism (hip-no-tizm) [G. *hypnos*, sleep.] Braidism, mesmerism, trance; an induced condition resembling somnambulism, in which the subject is seemingly asleep yet strongly under the influence of suggestion; the subject's attention is intensely concentrated upon the suggested idea, but he is oblivious to all else. **lethar'gic h.**, trance-coma, the deep sleep following major **h. ma'jor h.**, a state of extreme suggestibility in **h.** in which the subject is insensible to all outside impressions except the commands or suggestions of the operator. **mi'nor h.**, an induced state resembling normal sleep in which, however, the subject is obedient to suggestion though not to the extent of catalepsy or somnambulism.

hyp'notist. One who practices hypnotism.

hypnotiza'tion. The induction of the hypnotic state.

hyp'notize. To bring one into the hypnotic state.

hy'po. 1. A hypochondriac. 2. An abbreviation of sodium hyposulphite, used as a fixative in photography.

hypo- [G. *hypo*, under.] A prefix, equivalent to *sub-*, denoting (1) a location beneath something else; (2) a diminution or deficiency; (3) the

lowest, or weakest in oxygen, of a series of chemical compounds.

hypocidity (hi-po-as-id'i-ti) [G. *hypo*, under, + *L. acidus*, acid.] Subacidity.

hypoacti'vity. Lessened activity.

hypoade'nia [G. *hypo*, under, + *adēn*, gland.] A form of adrenal insufficiency occurring late in the course of a febrile disease as a result of exhausting secretory activity.

hypoalim'entation (hi'po-al-i-men-ta'shun) [G. *hypo*, under, + *alimēntation*.] Subalimentation, a condition of insufficient nourishment.

hypoazoturia (hi-po-az-o-tu'ri-ah) [G. *hypo*, under + *Fr. azote*, nitrogen, + *G. ouron*, urine.] A deficient excretion of urea in the urine.

hy'poblast [G. *hypo*, under, + *blastos*, germ.] The inner layer of cells in the embryo, forming the endoderm; from it is derived the epithelium of the respiratory and alimentary systems.

hypoblas'tic. Relating to or derived from the hypoblast.

hypobro'mite. A salt of hypobromous acid.

hypobro'mous acid. An acid, HBrO, the aqueous solution of which possesses oxidizing and bleaching properties.

hypobu'lia [G. *hypo*, under, + *boulē*, will.] Deficient will-power.

hypocapnia (hi-po-kap'ni-ah) [G. *hypo*, under, + *kapnos*, smoke.] A slight degree of acapnia.

hypoco'lom. Hypocolom.

hypochlorhydria (hi'po-klor-hid'ri-ah) [G. *hypo*, below, + *chlorhydric* (acid).] The presence of an abnormally small amount of hydrochloric acid in the stomach, below 0.14 per cent.

hypochlo'rite. A salt of hypochlorous acid.

hypochloriza'tion [G. *hypo*, under.] Treatment of Bright's disease and other disorders by a reduction in the amount of sodium chloride ingested.

hypochlo'rous acid. An acid, HClO, having oxidizing and bleaching properties.

hypochloru'ria [G. *hypo*, under, + *E. chloride*, + *G. ouron*, urine.] A deficient excretion of chlorides in the urine.

hypochondria (hi-po-kon'dri-ah). Hypochondriasis.

hypochondriac (hi-po-kon'dri-ak). 1. Hypochondriacal. 2. A victim of hypochondriasis.

hypochondriacal (hi-po-kon-dri'a-kal). Relating to, or suffering from, hypochondriasis.

hypochondriasis (hi-po-kon-dri'a-sis) [G. *hypochondrion*, hypochondrium, because the imaginary disease is often referred to the liver.] A morbid concern about the health and exaggerated attention to any unusual bodily or mental sensations; an unfounded belief that one is suffering from some disease.

hypochondrium (hi-po-kon'dri-um) [G. *hypo*, under, + *chondros*, cartilage.] The upper lateral region of the abdomen, beneath the floating ribs on either side. See cut under *abdominal*.

hypocho'r'dal [G. *hypo*, beneath, + *chordē*, cord.] On the ventral side of the spinal cord.

hypochromatic (hi-po-kro-mat'ik) [G. *hypo*, under, + *chrōma*, color.] Containing a small amount of pigment, or less than the normal amount for the individual tissue. Specifically noting mitoses which contain a smaller number of chromosomes than normal. **h. cell**, a cell resulting from asymmetrical mitosis, the nucleus of which contains too few chromosomes.

hypochromatism (hi-po-kro-mā-tizm). The condition of being hypochromatic, hypochromia.

hypochromatosis ^{Dic.} (hi-po-kro-mā-to'sis). Nuclear solution, chromatolysis; the disappearance of chromatin, or of the nucleus, in a cell.

hypochromemia (hi-po-kro-me'ml-ah) [G. *hypo*, under, + *chrōma*, color, + *haima*, blood.] Anemia with a color index below unity.

hypochromia (hi-po-kro'ml-ah) [G. *hypo*, under, + *chrōma*, color.] Hypochromatism.

hypochromis (hi-po-kro'sis) [G. *hypo*, under, + *chrōsis*, a tinting.] Paleness of the blood due to low hemoglobin percentage.

hypochylia (hi-po-ki'll-ah) [G. *hypo*, under, + *chylōs*, juice.] Deficiency of the gastric juice.

hypocine'sia [G. *hypo*, under, + *kinēsis*, movement.] Diminished power of movement, paresis.

hypocist, **hypocistis**. The inspissated juice of *Cytinus hypocistis*, a plant of Southern Europe; employed as an astringent in dysentery and diarrhea, and also as a styptic.

hypocœlom [G. *hypo*, under, + *kōilos*, hollow.] The ventral portion of the cœlom, or body cavity, of the embryo.

hypocotyl (hi'po-kot-il). In botany, the portion of the stem of an embryo below the cotyledons.

hypocotyled'onary, **hypocotyled'onous**. In botany, below the cotyledons in an embryo.

hypocystotomy [G. *hypo*, under, + *kystis*, bladder, + *tomē*, incision.] Perineal cystotomy.

hypocyto'sis [G. *hypo*, under, + *kytos*, cell.] Cytopenia, oligocythemia, poverty of the blood in cellular elements.

hypoderm (hi'po-durm) [G. *hypo*, under, + *derma*, skin.] The subcutaneous connective tissue.

Hypodermma bo'vis [G. *hypo*, under, + *derma*, skin; L. *bous* (bovis), ox.] Ox-bot, heel-fly, a fly which oviposits in the hair above the hoof in cattle.

hypodermat'ic [G. *hypo*, under, + *derma* (dermat-), skin.] Hypodermic.

hypodermat'omy [G. *hypo*, under, + *derma*, skin, + *tomē*, incision.] Subcutaneous division of a tendon or other structure.

hypodermic (hi-po-dur'mik) [G. *hypo*, under, + *derma*, skin.] 1. Subcutaneous, beneath the skin. 2. (a) Hypodermic injection; (b) hypodermic syringe. *h. infu'sion*, hypodermoclysis. *h. injection*, the administration of a remedy in liquid form by injection into the subcutaneous connective tissues. *h. syringe*, a small syringe, armed with a hollow needle in place of a nozzle, for use in giving remedies by the subcutaneous method.

hypodermoclysis (hi'po-dur-mok'li-sis) [G. *hypo*, under, + *derma*, skin, + *klysis*, a washing out.] The subcutaneous injection of a large quantity of saline solution.

hypoendocrinism (hi'po-en-dok'ri-nizm) [G. *hypo*, under, + *endon*, within, + *krinō*, I separate.] Insufficiency of internal secretion in one or more glands.

hypoendocria (hi'po-en-do-kriz'i-ah). Hypoendocrinism.

hypo eosinophilia (hi-po-e'o-sin-o-fil'i-ah). A diminished number of eosinophile leucocytes in the blood.

hypoplasphry (hi-po-ep-l-nef'ri) [G. *hypo*, under, + *epi-sphros*, adrenal body.] Adrenal inadequacy, a deficient function of the adrenal bodies, and the clinical symptoms caused thereby.

hypoequilibrium (hi-po-e'kwil-lib-rum) [G. *hypo*, below, + *æquus*, equal, + *libra*, scales.] Absence of a tendency to vertigo after long continued rotary movements.

hypesophoria (hi-po-es-o-fo'ri-ah). Combined downward and inward deviation of the eyeball.

hypesophoria (hi-po-eks-o-fo'ri-ah). Combined outward and downward deviation of the eyeball.

hypogastric. Relating to the hypogastrium. *h. artery*, see under *arteria*.

hypogas'trium [G. *hypo*, under, + *gaster*, belly.] The lower middle region of the abdomen; see cut under *abdominal*.

hypogen'esis [G. *hypo*, under, + *genesis*, production.] Cessation of development, ateliosis. *po-lar h.*, cessation of development at one or the other extremity of the embryo, resulting in cyclopia (at the cephalic extremity) or sirenomelia (podalic extremity).

hypogenous (hi-po'jen-us) [G. *hypo*, under, + *genēs*.] In botany: 1. Noting a flower the other parts of which are inserted on the torus below the gynecium. 2. Noting fungi growing on the under surface of a leaf.

hypogeusia (hi-po-ju'si-ah) [G. *hypo*, under, + *geusis*, taste.] A blunting of the sense of taste.

hypoglobu'lia [G. *hypo*, under, + L. *globulus*, globule.] Hypocytosis.

hypoglos'sal [G. *hypo*, beneath, + *glōssa*, tongue.] Sublingual, beneath the tongue. *h. nerve*, the twelfth (formerly the ninth) cranial nerve; see under *nervus*.

hypoglos'sis. Hypoglottis.

hypoglos'sus. See under *nervus*.

hypoglott'is [G. *hypo*, under, + *glōssa*, tongue.] 1. The under surface of the tongue. 2. Ranula.

hypoglycogenolysis (hi-po-gli-ko-jen-ol'i-sis.) Deficient glycogenolysis.

hypog'nathous [G. *hypo*, under, + *gnathos*, jaw.] Having a projecting lower jaw, or mandible.

hypog'nathus. A twin monster in which a rudimentary parasite is attached to the mandible of the autosite.

hypohē'mia, **hypohæ'mia** [G. *hypo*, under, + *haima*, blood.] Anemia.

hypohidrosis (hi'po-hi-dro'sis) [G. *hypo*, under, + *hidrōsis*, sweating.] Diminished perspiration.

hypohydrochlo'ria. Hypochlorhydria.

hypohylo'ma. A tumor due to hyperplasia of tissue derived from the embryonic pulp of hypoblastic origin.

hypohypnotic [G. *hypo*, under, + *hypnos*, sleep.] Noting a condition of incomplete or light slumber.

hypotonic'ic [G. *hypo*, under, + *isos*, equal, + *tonos*, tension.] Hypotonic.

hypokine'sia. Hypocinesia

hypolepido'ma [G. *hypo*, beneath, + *lepis* (lepid-), rind, + *-oma*.] A tumor due to hyperplasia of one of the tissues derived from the hypoblast. *atypical h.*, carcinoma, papilloma, or adenoma of the digestive or respiratory tract.

hypoleucemia, **hypoleucæmia** (hi'po-lu-se'ml-ah) [G. *hypo*, under, + *leukos*, white, + *haima*, blood.] 1. Hypoleukemia, hypoleucocytosis.* 2. A condition between leucemia and aleucemia in which the outpour of abnormal cells into the circulation is less than their production.

hypoleucocyto'sis [G. *hypo*, under, + *leukos*, white, + *kytos*, cell, + *-ōsis*.] Leucopenia, hypoleucemia, hypoleukemia; a decrease in the number of leucocytes in the circulating blood.

hypoleuke'mia, **hypoleukæ'mia**. Hypoleucemia, hypoleucocytosis.*

hypolipo'sis [G. *hypo*, under, + *lipos*, fat.] The presence of an abnormally small amount of fat in the tissues.

hypolymphemia [G. *hypo*, under, + *lymph* (cells) + G. *haima*, blood.] Sublymphemia.

hypoma'nia. A mild degree of mania.

hypomas'tia [G. *hypo*, under, + *mastos*, breast.] Atrophy or congenital smallness of the breasts.

hypoma'zia [G. *hypo*, under, + *masōs*, breast.] Hypomastia.

hypomelancholia (hi'po-mel-an-ko'll-ah). A mild degree of mental depression.

hypomicrone (hi-po-mi'krôn) [G. *hypo*, under, + *microne*.] Submicrone, a colloid particle recognizable in the ultra-microscope, but not under the ordinary microscope; distinguished from microne and amicrone.

hypomnesia [G. *hypo*, under, + *mnēmē*, memory.] Impaired memory.

hypomotility [G. *hypo*, under, + L. *motus*, movement.] Hypocinesia.

hypomyotonia (hi-po-mi-o-to'nī-ah) [G. *hypo*, under, + *mys(myo)*-, muscle, + *tonos*, tension.] A condition of diminished muscular tonus.

hyponanosoma (hi-po-nan-o-so'mah) [G. *hypo*, under + *nanos*, dwarf, + *sōma*, body.] Extreme dwarfishness.

hyponasty [G. *hypo*, under, + *nastos*, pressed close.] In botany, noting a condition of more vigorous growth on the under than on the upper surface, causing an upward curvature.

hyponeocytosis (hi'po-ne'o-si-to'sis) [G. *hypo*, under, + *neos*, new, + *kytos*, cell, + *-ōsis*.] Hyponeocytosis, leucopenia with the presence of immature cells, i.e. with deviation* to the left.

hyponychial (hy-po-nik'l-al) [G. *hypo*, beneath, + *onyx(onych)*-, nail.] Beneath the (finger or toe) nail; subungual; relating to the hyponychium.

hyponychium [G. *hypo*, under, + *onyx(onych)*-, nail.] Matrix unguis, nail-bed.

hyponychon [G. *hypo*, beneath, + *onyx(onych)*-, nail.] A subungual ecchymosis.

hypoorthocytosis (hi'po-or'tho-si-to'sis) [G. *hypo*, under, + *orthos*, correct, + *kytos*, cell, + *-ōsis*.] Leucopenia, the relative percentages of the different forms remaining normal and no immature forms being present.

hypoparathyreosis (hi'po-par'ā-thi-re-o'is). A morbid state resulting from removal or impaired function of the parathyroid glands.

hypopepsia [G. *hypo*, under, + *pepsis*, digestion.] Impaired digestion, especially that due to a deficiency of pepsin.

hypopepsinia (hi-po-pep-sin't-ah) [G. *hypo*, under.] A deficiency of pepsin in the gastric juice.

hypophalangism (hi-po-fal-an'jizm) [G. *hypo*, under, + *phalanx*.] Congenital absence of one or more of the phalanges of a finger or toe.

hypopharyngoscopy [*hypo*, under, + *pharynx* + *skopēō*, I examine.] Inspection of the hypopharynx.

hypopharynx (G. *hypo*, below, + *pharynx*.) That part of the pharynx which lies below the aperture of the larynx.

hypophonia [G. *hypo*, under, + *phōnē*, voice.] A speech defect due to incoordination of the muscles concerned in vocalization.

hypophoria [G. *hypo*, below, + *phora*, motion.] A tendency of the visual axis of one eye to sink below that of its normal fellow.

hypophosphite. A salt of hypophosphorous acid.

hypophosphorous acid (hi'po-fos'for-us as'id). An acid, H₂PO₃, occurring in both solid and liquid form, salts of which are used to some extent in rickets and tuberculosis.

hypophysectomize. To remove the hypophysis cerebri.

hypophysectomy (hi-po-ft-sek'to-mī) [*hypophysis* + G. *ektomē*, excision.] Surgical removal of the hypophysis cerebri.

hypoph'ysin. A preparation of the posterior lobe of

the hypophysis cerebri, or pituitary gland, of the ox; recommended in the treatment of acromegaly.

hypophysis (hi-pof'i-sis) [G. an undergrowth.] [BNA] Pituitary body, a small two-lobed body at the base of the brain lying in the pituitary fossa of the sphenoid bone. The smaller posterior lobe is developed from the brain to which it is attached by the infundibulum; it contains little or no brain substance but is composed chiefly of connective tissue and blood-vessels. The larger anterior lobe is developed from the buccal cavity; it consists of tubules lined with epithelium and surrounded by a capillary network; it is a closed gland, resembling the thyroid, and furnishes an internal secretion which influences the blood-pressure. Also called *hypophysis cerebri*. 2. In botany, the cell in the undifferentiated embryonic body of an angiosperm from which the primary root is developed. h. *syndrome*, dystrophia adiposogenitalis, adiposogenital syndrome; a great increase of adipose tissue, genital atrophy with loss of the sexual appetite, loss of hair, and symptoms of intracranial pressure, associated with a tumor of the hypophysis cerebri.

hypop'leais [G. *hypo*, under, + *pleis*, pressure.] Subnormal arterial tension.

hypopituitarism (hi-po-pit-u'tar-izm) [G. *hypo*, under.] A condition due to diminished activity or loss of a part of the anterior lobe of the hypophysis cerebri, marked by the hypophysis syndrome or dystrophia* adiposogenitalis.

hypoplasia [G. *hypo*, under, + *plasis*, a moulding.] 1. Defective formation, incomplete development of a part. 2. Atrophy due to destruction of some of the elements and not merely to their general reduction in size.

hypopporosis (hi-po-po-ro'sis) [G. *hypo*, under, + *pōros*, callus, + *-ōsis*.] Deficient formation of callus after fracture of a bone.

hypopselaphesia (hi'pop-sel-ā-fe'sī-ah) [G. *hypo*, under, + *psēlaphēsis*, touch.] Diminished tactile sensibility, tactile hypesthesia.

hypopyon [G. *hypo*, beneath, + *pyon*, pus.] The presence of a pus-like fluid or purulent mass in the anterior chamber of the eye. h. *keratitis*, suppurative inflammation of the cornea complicated with hypopyon. h. *kerato-iritis*, suppurative inflammation of the cornea and iris complicated with hypopyon.

hypopyum. Hypopyon.

hypos (hi'pōs). Hypochondriasis.

hyposar'ca [G. *hypo*, under, + *sarx(sark)*-, flesh.] Extreme anasarca or dropsy of the subcutaneous connective tissue.

hyposcheotomy (hi-pos-ke-ot'o-mī) [G. *hypo*, under, + *oscheon*, scrotum, + *tomē*, incision.] Incision or puncture into a hydrocele at its most dependent point.

hyposcler'al [G. *hypo*, beneath, + *sclera*.] Beneath the sclerotic coat of the eyeball.

hyposecretion. Diminished secretion.

hyposialadenitis (hi'po-si'al-ad-en-i'ē'tis) [G. *hypo*, under, + *sialon*, saliva, + *aden*, gland, + *-itis*.] Inflammation of the submaxillary salivary glands.

hyposkeocytosis (hi'po-ske'o-si-to'sis) [G. *hypo*, under, + *skaios*, left, + *kytos*, cell, + *-ōsis*.] Hyponeocytosis.

hypos'mia [G. *hypo*, under, + *osmē*, smell.] Hypophresia, diminished sense of smell, olfactory hypesthesia.

hypospadia [G. *hypospadē*, I draw away from under.] Hypospadias, a defect in the wall of the urethra

so that the canal is open for a greater or lesser distance on the under surface of the penis; also a similar defect in the female urethra.

hypospa'diac. 1. Relating to hypospadia. 2. A sufferer from hypospadia.

hypospa'dias. Hypospadia.

hyposphresia (hi-po-sf're-si'-ah) [G. *hypo*, under, + *asphrēsis*, smell.] Hyposmia.

hyposphyxia (hi-po-sfik'si'-ah) [G. *hypo*, under, + *sphyxis*, pulse.] Abnormally low blood pressure with sluggishness of the circulation.

hypostasis [G. *hypo*, under, + *stasis*, a standing.] 1. A sediment; the matter rising to the surface, instead of sinking, is called *epistasis*. 2. Hypostatic congestion.

hypostat'ic. Sedimentary; resulting from a dependent position. *h.* congest'ion, stagnation of the blood in the capillaries or larger vessels due to gravitation; met with in the lungs of a person long in bed with an exhausting disease, and in the veins of the leg in those who stand much.

hyposthenia [G. *hypo*, under, + *sthenos*, strength.] Weakness.

hypostheniant [G. *hypo*, below, + *sthenos*, strength.] 1. Depressing the vital forces. 2. An agent which reduces strength.

hyposthenuria [G. *hypo*, under, + *sthenos*, strength, + *ouron*, urine.] Diminished secretion of urine due to a lessened amount of fluid in the tissues and consequent inspissation and lowering of the freezing point.

hyposulphite. A salt of hyposulphurous acid, or of thiosulphuric acid.

hyposulphurous acid (hi-po-sul'fu-rus as'id). 1. An acid H_2SO_3 , forming hyposulphites with bases. 2. Thiosulphuric acid.

hyposystole (hi-po-sis'to-le) [G. *hypo*, under.] A weak or incomplete cardiac systole.

hypotax'ia [G. *hypo* under, + *taxis*, order.] A condition of weak or imperfect coordination.

hypoten'sive. Marked by low blood-pressure. According to the classification of Huchard, the *h. diseases* are the infectious diseases, in which, he holds, there is a fall of blood-pressure.

hypothalamus [G. *hypo*, below, + *thalamos*, thalamus.] [BNA] Subthalamic region, divided into the pars mamillaris, comprising the corpus mamillare, and the pars optica, comprising the tuber cinereum, infundibulum, hypophysis (pituitary body), and the lamina cinerea.

hypothecium [G. *hypo*, under, + *thēkē*, box.] In botany, the subhymental layer, or layer of hyphal tissue, in fungi, beneath the hymenium.

hypoth'enar [G. *hypo*, under, + *thenar*, the palm.] 1. The fleshy mass at the inner (little-finger) side of the palm. 2. Noting any structure in relation with this part. *h.* em'inance, *h.* prom'inance, *hypoth'enar* (1).

hypother'mal [G. *hypo*, under, + *thermos*, hot.] 1. Noting a subnormal bodily temperature, one below 98.6° F. (37° C.). 2. Tepid.

hypother'mia [G. *hypo*, under, + *thermē*, heat.] A subnormal temperature of the body, one below 98.6° F. (37° C.).

hypothyrea, hypothyroidea, hypothyreosis (hi-po-thi're-ah, hi-po-thi-re-o-i'd'e-ah, hi-po-thi-re-o'sis) [G. *hypo*, under, + *thyroēidēs* thyroid.] 1. Diminished secretion of the thyroid gland, thyroid insufficiency. 2. A condition resulting from the lack of thyroid secretion, as myxedema.

hypothyroida'tion [G. *hypo*, under, + *E. thyroid*.] The induction of hypothyrea, or of the symptom-complex due to diminished functional activity of the thyroid gland.

hypothyroidea, hypothy'roidiam (hi-po-thi-ro-id'e-ah). Thyroid insufficiency, hypothyrea.

hypoto'nia [G. *hypo*, under, + *tonos*, tone.] 1. Reduced tension in any part, as in the eyeball. 2. Relaxation of the arteries. 3. A condition in which there is a diminution or loss of muscular tonicity, in consequence of which the muscles may be stretched beyond their normal limits.

hypoton'ic [G. *hypo*, under, + *tonos*, tension.] Having a lesser degree of tension, noting that one of two solutions which possesses the lesser osmotic pressure.

hypoto'nus, hypot'onny. Hypotonia.

hypotoxicity (hi-po-toks-is'i-ti). Reduced toxicity; the quality of being only slightly poisonous.

Hypotrichida (hi-po-trik'i-dah) [G. *hypo*, below, + *thrix* (trich-), hair.] An order of *Ciliata* in which the cilia are confined to the under surface of a flattened cell and sometimes fuse to form membranelles and cirri.

hypotrichosis (hi-po-tri-ko'sis) [G. *hypo*, under, + *trichōsis*, hairiness.] Abnormally slight hairiness; a deficiency of hair on the head and body.

hypotrophy [G. *hypo*, under, + *trophē*, nourishment.] A condition of progressive degeneration and loss of function of certain cells and tissues; abiophrophy, abionergy.

hypotro'pia [G. *hypo*, under, + *tropē*, turn.] Vertical squint, in which the axis of one eye deviates downward.

hypoxanthine (hi-pok-san'thin). Sarcine, a leucosamine, $C_4H_7N_3O_6$, present in the muscles and other tissues and formed during the decomposition of protein, occurring in one of the stages of the formation of urea and uric acid.

hypsi-brachycephalic (hip-si-brak'i-sē-fal'ik) [G. *hypsi*, on high, + *brachys*, broad, + *kephalē*, head.] Having a high broad head, such as that of a Malay.

hypsi-cephalic (hip'si-sē-fal'ik) [G. *hypsi*, aloft, on high, + *kephalē*, head.] Having a high, peaked head. Noting a skull with a vertical index above 75. Similar to acrocephalic.*

hypsi-ceph'aly [G. *hypsi*, on high, + *kephalē*, head.] Condition in which the skull is elevated, having a cranial index of over 75.

hyp'siloid [G. *hyp'silon*, the Greek y or u, + *eidos*, resemblance.] Shaped like the Greek letter T or v; Y-shaped, U-shaped, ypsiliform. *h.* angle, y-angle. *h.* car'tilage, y-cartilage. *h.* lig'ament, ligamentum iliofemorale

hypsi-stenocephalic (hip-si-sten'o-sē-fal'ik) [G. *hypsi*, on high, + *stenos*, narrow, + *kephalē*, head.] Having a high, narrow head, such as that of an Abyssinian.

hypsoceph'aly. Hypsicephaly.

hyp'sophyll [G. *hypsi*, on high, + *phyllon*, leaf.] Bract.

hy'purgia (hi-pur'ji-ah) [G. *hypourgia*, help, service.] Any of the minor factors modifying the course of a disease either for good or for ill, especially the former.

hy'rax [G. a mouse.] Hyraceum, the dried excrement of an animal, resembling a badger, of Africa and Syria; employed like musk.

hyr'gol. Trade name of colloidal mercury, hydrargyrum* colloidal.

Hyrtl's anastomo'sis or loop (hēr'tl) [Joseph Hyrtl, Viennese anatomist, 1811-1894.] An anastomotic loop between the right and left hypoglossal nerves, lying between the geniohyoid and genio-glossus muscles or in the substance of the geniohyoid; it is found about once in ten times. *H.'s* *epitympan'ic recess*, *aditus ad antrum*.

H.'s sphinc'ter, a band, generally incomplete, of circular muscular fibers in the rectum about 4 inches above the anus.

hyssop (his'up) [G. *hyssōpos*.] The tops of *Hyssopus officinalis*, an herbaceous plant of Southern Europe, cultivated in America; an aromatic stimulant and diaphoretic, employed in dyspepsia, amenorrhea, muscular rheumatism, and senile bronchitis, in doses of 3i-2 (4.0-8.0) of a fluidextract.

hyster'al'gia [G. *hystera*, uterus, + *algos*, pain.] Hysterodynia, metralgia, metrodynia; neuralgic pain in the uterus.

hysterec'tomy [G. *hystera*, uterus, + *ektomē*, excision.] Removal of the uterus. abdom'inal h., celiohysterectomy, laparohysterectomy, removal of the uterus through an incision in the abdominal wall. vag'inal h., colpohysterectomy, removal of the uterus through the vagina without incising the wall of the abdomen.

hystere'sis [G. *hysterēsis*, a coming too late.] Failure of either one of two related phenomena to keep pace with the other.

hystereurynter (his'ter-u-rin'ter). Metreurynter, an instrument, such as Barnes's bag, for dilating the os uteri.

hystereury'sis (his'ter-u-r'i-sis) [G. *hystera*, the womb, + *euryndō*, I dilate.] Dilatation of the os uteri.

hysteria (his-ter'i-ah) [G. *hystera*, womb, because formerly thought to be of uterine causation.] A chronic neurosis, or psychoneurosis, characterized by disorders of the will, perversion of the inhibitory powders of consciousness, and partial cessation or exaltation of the individual functions of the brain. It is marked by symptoms of the most varied character, from simple nervous instability and attacks of emotional excitement, with causeless crying or laughing, to convulsions, muscular contractures, vasomotor, trophic, and psychic disorders. ma'jor h., a form of h. in which there may be permanent paralysis, anesthesia, or contractures with well marked stigmata, and in which convulsive or violent emotional attacks may occur; hysterolepilepsy. mi'nor h., a mild form of h. characterized chiefly by subjective pains, nervousness, undue sensitiveness, and sometimes attacks of emotional excitement, but without permanent paralysis or other stigmata.

hysteric. An hysterical person.

hyster'ic. 1. Hysterical. 2. An hysterical person.

hysterical (his-ter'i-kal). Relating to or suffering from hysteria. h. fe'ver, h. pyrex'ia, see fever. h. joint, articular or arthral neuromimesis, a simulation of joint disease, with symptoms of pain, possibly swelling, and impairment of motion, of nervous origin not dependent upon actual lesion.

hyster'icism. A tendency or predisposition to hysteria.

hystericoneuralgic (his-ter'i-ko-nu-ral'jik). Relating to neuralgic pains of hysterical origin.

hyster'ics. An attack of hysteria, especially of minor hysteria with emotional excitement.

hysteritis (his-ter-i' (e')tis). Metritis, inflammation of the uterus.

hystero- [G. *hystera*, uterus.] A prefix denoting (1) the uterus, or (2) hysteria.

hysterebubonocoele (his'ter-o-bu-bon'o-sēl) [G. *hystera*, uterus, + *boubōn*, groin, + *kēlē*, hernia.] An inguinal hernia containing the uterus.

hystero-cat'alepsy. Major hysteria with cataleptic manifestations.

hystero-cataphraxis (his'ter-o-kat-ah-frak'sis) [G. *hystera*, uterus, + *kataphrassō*, I cover with mail.] Supporting a displaced uterus by loops of wire

passed through the abdominal wall and encircling the uterus.

hysterocele (his'ter-o-sēl) [G. *hystera*, uterus, + *kēlē*, hernia.] Hernia of the uterus.

hystercervicot'omy [G. *hystera*, uterus, + i. *cervix*, neck, + G. *tomē*, incision.] Hystero-tracheotomy.

hysteroelisis (his'ter-o-kli'sis) [G. *hystera*, uterus, + *kleiō*, I close.] Operative occlusion of the uterus.

hysteroecstocelisis (his'ter-o-sis'to-kli'sis) [G. *hystera*, uterus, + *kystis*, bladder, + *kleiō*, I shut it.] Bozeman's* operation of fastening the cervix uteri in the wall of the bladder.

hysteroecysto'peaxy [G. *hystera*, uterus, + *hymē*, bladder, + *pēxis*, fixation.] Attachment of both uterus and bladder to the abdominal wall for the cure of prolapse.

hysteroepilepsy (his'ter-o-ep'i-lep-si). Major hysteria, a form of hysteria in which there are nervous explosions of a violent character. The attack begins usually with an aura, followed by epileptic convulsions; these are succeeded by a stage of contortions in which the tonic and slowly clonic spasms embrace the entire body or one or more extremities; the next stage is one of emotional attitudes in which the patient gives dramatic expression to feelings of anger, disgust, surprise, joy, or other intense emotion; the final stage is one of delirium. The complete attack lasts from 5 or 10 minutes to half an hour.

hysteroepilep'togen'ic, **hysteroepileptogenous** (his'ter-o-ep'i-lep-toj'en-us). Causing hysterolepilepsy.

hysteroerotic (his'ter-o-e-rot'ik). Characterized by erotism of hysterical origin.

hysterofrenic (his'ter-o-fren'ik) [*hysteria* + i. *frenare*, to curb.] Arresting an hysterical attack, noting certain areas pressure upon which has this effect.

hystero'genic, **hystero'genous** (his-ter-oj'en-us) [*hysteria* + G. *gennao*, I produce.] Causing hysteria. h. areas, points, or zones, various circumscribed areas of the skin, pressure upon which excites a paroxysm of major hysteria.

hystero'id [*hysteria* + G. *eidos*, resemblance.] Resembling or simulating hysteria. h. convulsion, major hysteria, hysterolepilepsy.

hystero'laparot'omy. Laparohysterotomy, celiohysterotomy.*

hystero'olith [G. *hystera*, uterus, + *lithos*, stone.] Uterine calculus, a concretion within the uterus.

hystero'logy [G. *hystera*, uterus, + *-logia*.] The branch of medical science treating of the uterus in all its relations.

hystero'lox'ia [G. *hystera*, uterus, + *loxos*, slanting.] Oblique version or flexion of the uterus.

hystero'mania [G. *hystera*, uterus, + *mania*, frenzy.] 1. Nymphomania,* metromania. 2. Hysterical mania.

hystero'meter [G. *hystera*, uterus, + *metron*, measure.] A graduated sound for measuring the depth of the uterine cavity.

hystero'myoma [G. *hystera*, uterus, + *mys* (myō), muscle, + *-ōma*.] A myoma of the uterus.

hystero'myomec'tomy [*hystero'myoma* + G. *ektomē*, excision.] Operative removal of a uterine myoma.

hystero'narcolepsy. Narcolepsy of hysterical origin.

hystero'neurasthenia (his'ter-o-nu-ras-the-ni-ah). Neurasthenia in an hysterical subject.

hystero'neuro'sis. A neurosis caused by uterine disease.

hys'tero-o'ophorec'tomy [G. *hystera*, uterus, + *don*, ovum, + *phoros*, bearer, + *ektomē*, excision.] Hystero-othecectomy.

hystero-o'othecac'tomy [G. *hystera*, uterus, + *dothēka*, ovary, + *ektomē*, excision.] Surgical removal of the uterus and ovaries.

hysterop'athy [G. *hystera*, uterus, + *pathos*, suffering.] Any disease of the uterus.

hys'teropexy [G. *hystera*, uterus, + *pēxis*, fixation.] The fixation of a misplaced or abnormally movable uterus. **abdom'inal h.**, ventrofixation, laparohysteropexy, attachment of the uterus to the anterior abdominal wall. **vag'inal h.**, vaginofixation, colpohysteropexy, attachment of the uterus to the peritoneal covering of the vagina.

hysterophore (his'ter-o-for) [G. *hystera*, uterus, + *phoros*, bearing.] A pessary or other support for a prolapsed or displaced uterus.

hystero'pia [G. *ōps* (ōp-), eye.] An hysterical visual defect.

hysteropsychosis (his'ter-o-si-ko'sis). 1. A mental disorder caused by uterine disease. 2. A psychosis of hysterical nature.

hysteropto'sia, hysteropto'sia [G. *hystera*, uterus, + *ptōsis*, a falling.] Metroptosis, prolapse of the uterus, falling of the womb; a downward displacement of the uterus.

hysteror'rhap'hy [G. *hystera*, womb, + *rhap'hē*, suture.] 1. Hysteropexy. 2. Repair of a lacerated cervix uteri.

hys'teror'rhex'is [G. *hystera*, uterus, + *rhēxis*, rupture.] Rupture of the pregnant uterus.

hys'terosal'pingo-o'ophorec'tomy [G. *hystera*, uterus, + *salpinx*, trumpet, + *don*, ovum, + *phoros*, bearing, + *ektomē*, excision.] Hysterosalpingo-othecectomy.

hys'terosal'pingo-o'othecac'tomy [G. *hystera*, uterus, + *salpinx*, trumpet, + *dothēkē*, ovary, + *ektomē*, excision.] Surgical removal of the uterus, oviduct, and ovaries.

hysterosalpingostomy (his'ter-o-sal-ping-gos'to-mī)

[G. *hystera*, uterus, + *salpinx*, trumpet, + *stoma*, mouth.] The operative establishment of a communication between the uterus and the pervious portion of a partially occluded Fallopian tube.

hysteroscope (his'ter-o-skōp) [G. *hystera*, uterus, + *skopō*, I view.] A modified speculum or cystoscope for examination of the cavity of the uterus.

hys'terostomat'omy, hys'terostomatot'omy [G. *hystera*, uterus, + *stoma*, mouth, + *tomē*, incision.] Incision of the os or cervix uteri, hysterotomy.

hysterosyph'ilis. Hysteria seemingly of syphilitic causation.

hys'terotome. An instrument for incising the cervix uteri.

hysterot'omy [G. *hystera*, uterus, + *tomē*, incision.] 1. Metrotomy, incision of the uterus, cesarean section. 2. Hysterostomatomy.

hysterotrachelorrhaphy (his'ter-o-trak-ē-lor'ā-fi) [G. *hystera*, uterus, + *trachēlos*, neck, + *rhap'hē*, a seam.] Hysterorrhaphy (2), repair of a lacerated cervix uteri.

hysterotrachelotomy (his'ter-o-trak-ē-lot'o-mī) [G. *hystera*, uterus, + *trachēlos*, neck, + *tomē*, incision.] Incision of the cervix uteri.

hys'terotraumat'ic. Relating to hysterotraumatism.

hysterotraumatism (his'ter-o-traw'mā-tizm) [G. *trauma*, injury.] Traumatic hysteria; hysteria following the shock of a severe injury.

hysterotris'mus. 1. Hysterical lockjaw. 2. Uterine spasm.

hystric'iasis (his'tri-si'a-sis). Hystricism, ichthyosis* hystrix.

hystricism (his'tri-sizm) [G. *hystrix*, hedgehog.] Ichthyosis* hystrix, hystriciasis.

hys'trix. Ichthyosis hystrix.

hyther (hi'thur) [G. *hy(dōr)* water, + *ther(mē)*, heat.] A word coined by W. F. Tyler, F. R. Met. Soc., to indicate the combined effect upon the organism of the humidity and the temperature of the atmosphere.

I

I. Chemical symbol of iodine.

i. Abbreviation for optically inactive.

-iasis [G.] A termination noting a condition or state expressed by a verb terminating in -aō or -iaō, as *psoriasis* from *psōriaō* I have the itch or mange. In medical neologisms it has the same value as, and is sometimes interchangeable with, -osis,* as *trichiniasis* or *trichinosis*.

iatalip'tic (i-ā-trā-lip'tik) [G. *iātros*, physician, + *aleip'tēs*, an annointer.] Noting treatment by inunction, or the epidermic method.

iatalip'tics. Method of treatment by inunction.

iat'ric [G. *iātros*, physician.] Medical.

iatrochemical (i-at'ro-kem'ī-kal). Noting a school of medicine of the seventeenth century which attributed all physiological and pathological as well as therapeutic phenomena to chemical action.

iatrochemist (i-at'ro-kem'ist). A member of the iatrochemical school.

i'atrol. Oxindolmethylanilide, a grayish white, odorless powder obtained by the action of nascent iodine on coal-tar derivatives; employed as a substitute for iodoform.

iatrol'ogy [G. *iātros*, physician, + -logia.] Medical science.

iatomathemat'ical. Iatrophysical.

iatomechanical (i-at'ro-me-kan'ī-kal). Iatrophysical.

iatrophysical (i-at-ro-fiz'ī-kal) [G. *iātros*, physician, + *phýsikos*, physical.] Noting a school of medicine in the seventeenth century, which explained all physiological and pathological phenomena by the laws of physics; opposed to the iatrochemical school.

iatrophys'icist. A member of the iatrophysical school.

iatrotechnics (i-at-ro-tek'niks). Iatrotechnique.

iatrotechnique (i-at'ro-tek-nēk') [G. *iātros*, physician, + *technē*, art.] Medical and surgical art; the technique or mode of application of medical science.

i'bit. Bismuth oxyiodotannate, a grayish, odorless, tasteless powder; employed as a substitute for iodoform.

ice. Water congealed by a temperature below 32° F. (0° C.). **i. bag**, a rubber bag in which cracked ice is put; employed as a means for the local application of cold. **i. cap**, an i. bag made of such a shape as to be readily fitted over the head.

Ice-land moss. Cetraria. **i. spar**, crystallized calcium carbonate used in the manufacture of Nicol* prisms.

ichor (i'-kor) [G. *ichōr*, serum.] A thin watery discharge from an ulcer or unhealthy wound.

ichore'mia, ichoræ'mia. Ichorrhemia.

ichoroid (i'kō-royd) [G. *ichōr* + *eidos*, resemblance.] Noting a thin purulent discharge.

ichorous (i'kor-us). Relating to or resembling ichor, serous.

ichorrhea, ichorrhœa (i-kor-re'ah) [G. *ichōr* + *rhoia*, a flow.] A profuse ichorous discharge.

ichorrhemia, ichorrhæmia (i'kō-re'mī-ah) [G. *ichōr*

+ *haima*, blood.] Blood-poisoning from the absorption of an ichorous discharge.

ichthalbin (ik-thal'bin). Trade name of a preparation made by the action of ichthyosulphonic acid on albumin, ichthyol albuminate; a grayish powder insoluble in water, employed as an alternative and intestinal antiseptic in doses of gr. 10-15 (0.6-2.0).

ichthargan (ik-thar'gan). Trade name of silver ichthyolate, silver sulphichthyolate, a combination of silver nitrate and ichthyol sulphonic acid; a dark brown powder, soluble in water, containing about 30 per cent. of silver; employed as an astringent and antiseptic injection in gonorrhea, in solutions of 1-3000 up to 1-500.

ichthargol (ik-thar'gol). Trade name for an insoluble silver ichthyolate containing 15 per cent. of metallic silver.

ichthermol (ik-ther'mol). Mercury ichthyolate or sulphichthyolate; a blackish powder containing 24 per cent. metallic mercury.

ichthoform (ik'tho-form). Ichthyolformaldehyde, a blackish brown insoluble powder, employed as an intestinal antiseptic in doses of gr. 15-30 (1.0-2.0), and externally as an antiseptic powder for wounds, ulcers, etc.

ichthydin, ichthyn, ichthulin (ik'thi-din, ik'thin, ik'thoo-lin) [G. *ichthys*, fish.] Albuminoid substances from the yolks of fish-eggs.

ichthyism (ik'thi-izm) [G. *ichthys*, fish.] Poisoning by eating stale or otherwise unfit fish.

ichthyocolla (ik'thi-o-kol'ah) [G. *ichthys*, fish, + *kolla*, glue.] Fish glue, isinglass; the dried air-bladders or sounds of *Acipenser kuso* and other species of sturgeons and of hake; is used for making court plaster and in culinary processes.

ichthyodin (ik'thi'o-din). Isarol, ammonium sulphionate, a thick, dark brown liquid having properties similar to those of ichthyol.

ichthyoform (ik'thl-o-form). Ichthoform.

ichthyoid (ik'thi-oyd) [G. *ichthys*, fish, + *oides*, resemblance.] Fish-shaped.

ichthyol (ik'the-ol). Ichthyolum;* ammonium ichthyol. **i. albu'minate**, ichthalbin. **i. formal'dehyde**, ichthoform. **i. lith'ium**, lithium ichthyosulphonate. **i. oil**, see *ichthyolum*. **i. sil'ice**, ichthargan.

ichthyosulphonic acid (ik'the-ol-sul-fon'ik as'id). Sulphoichthyolic or sulphichthyolic acid, prepared by mixing crude ichthyol oil with an excess of concentrated sulphuric acid; it forms ichthyosulphonates with many organic and inorganic bases; the ammonium salt is called ichthyol, the other salts being distinguished by the addition of the name of the base.

ichthyolum (ik-the-o'lum) [G. *ichthys*, fish, + *l. oleum*, oil.] Ichthyol, a brownish oil obtained by the destructive distillation of a bituminous rock filled with fossil fish, found near Seefeld in the Tyrol. The term is usually applied to the form employed in medicine, ammonium-ichthyol (q.v.) See also sodium-ichthyol, ichthalbin, ichthargan, ichthermol, and ichthoform.

ichthyophagous (ik'thi-ol'ā-gus) [G. *ichthys*, fish, + *phagō*, I eat.] Fish-eating, subsisting on fish.

ichthyophagy (ik-thi-of-'ā-jl) The habit of fish-eating.

ichthyophobia (ik-thi-o-'fo'bf-ah) [G. *ichthys*, fish, + *phobos*, fear.] An aversion to fish.

ichthyosis (ik-thi-o-'sis) [G. *ichthys*, fish.] Fishskin disease, xeroderma, a congenital rough skin due to a generalized hypertrophy of the horny layer of the epidermis with diminished sweat and sebaceous secretion. *i. congenita*, *i.* present in extreme degree at birth. *i. follicularis*, keratosis follicularis. *i. hystrix* [G. *hystrix*, hedgehog], *i.* of extreme degree, occurring in circumscribed elevated patches; hystricism. *i. intrauterina*, *i.* congenita. *i. linearis*, linear *i.*, a condition marked by bands, showing the lesions of ichthyosis, which follow in general the course of certain cutaneous nerves; called also linear *nævus*, linear papilloma, *nævus papillaris*, papilloma neuroticum or neuropathicum. *i. lingua*, *i.* of the tongue, leucoplakia. *i. palmaris*, keratosis palmaris. *i. palmaris et plantaris*, keratoderma symmetrica. *i. plantaris*, keratosis plantaris. *i. sauroderma* [G. *sauros*, lizard, + *derma*, skin], crocodile skin; an extreme degree of ichthyosis in which the surface is covered with thick plates marked like the hide of a crocodile. *i. scutellata* [L. *scutellatus*, lozenge-shaped, checkered], *i.* marked by diamond-shaped or shield-shaped lesions. *i. sebacea*, the presence of an unusual amount of vernix caseosa. *i. sebacea cornua*, keratosis follicularis. *i. serpentina*, *i.* of marked degree in which the horny plates present the appearance seen on a serpent's skin. *i. simplex*, ordinary *i.*, xeroderma. *i. spinosa*, *i. hystrix*. *i. uteri*, a cornification of the epithelium of the uterine mucous membrane.

ichthyotic (ik-thi-ot'ik). Relating to ichthyosis.

ichthyotoxicon (ik-thi-o-tok'si-kon) [G. *ichthys*, fish, + *toxikon*, poison.] Fish-poison, a toxic principle in certain fishes.

ichthyotox'ium [G. *ichthys*, fish, + *toxikon*, poison.] Poisoning by fish.

icing heart, liver, etc. (ā'ing). Sugar-coated heart, brosted heart, etc.; a condition in which the heart, liver, or other organ is found post mortem covered with a more or less thick layer of a porcelain-like substance; see *hyaloseriosis*.

icteric [G. *ikterikos*, jaundiced.] Relating to or marked by jaundice. *i. fe'vus*, pernicious malaria* with jaundice as a prominent symptom.

icteritious (ik-ter-ish'us). Yellowish, of a jaundiced appearance, icteroid.

icteroanemia, icteroan'mia. Jaundice combined with the blood changes of anemia. *acquired hemolytic i.*, Widal's* syndrome.

icterode [G. *ikterodes*, jaundiced.] Ictericoid.

icterogen (ik'ter-o-jen) [G. *ikteros*, jaundice, + *gennaō*, I produce.] An arsenic preparation of the salvarsan series, which has a selective action on the liver cells, causing degeneration of the same with the production of jaundice. It has been used experimentally in the treatment of mouse tumors upon which it appears to have a curative effect.

icterogenic [G. *ikteros*, jaundice, + *gennaō*, I produce.] Causing jaundice.

icterohemat'ric. Noting jaundice, together with the passage of blood in the urine.

icterohemoglobin'ria. Noting jaundice, together with the passage of the blood-coloring matter in the urine.

icterohepat'itis (ik'ter-o-hep-ā-ti'(te')tis) [G. *ikteros*, jaundice, + *hepar*(*hepat-*), liver, + *-itis*.] In-

flammation of the liver with jaundice as a prominent symptom.

icteroid [G. *ikteros*, jaundice, + *eidos*, resemblance.] Yellow-hued, seemingly jaundiced, icteritious.

icterus [G. *ikteros*.] Jaundice. *cythemolytic i.*, *i.* resulting from absorption of bile produced in excess through stimulation by free hemoglobin resulting from the destruction of red blood-corpuscles. *i. febrilis*, Weil's* disease. *i. gra'vis*, jaundice associated with high fever and delirium, seen in acute yellow atrophy and other destructive diseases of the liver. *i. me'las*, black jaundice, a form in which the skin assumes a dirty dark brown color. *i. neonato'rum*, jaundice of the newborn, pediculus; it is either of a mild form and temporary, physiological jaundice, or of severe and usually fatal form, due to congenital occlusion of the common bile-duct, congenital syphilitic cirrhosis of the liver, or septic pylephlebitis. *i. praecox*, jaundice occurring in secondary syphilis. *i. typhoid'es*, acute yellow atrophy of the liver. *infect'ious i.*, Weil's* disease.

ictom'eter [L. *ictus*, stroke, + G. *metron*, measure.] An apparatus for determining the force of the apex beat of the heart.

ic'tus [L.] 1. A stroke, a beat. 2. An attack. *i. cor'dis*, heart beat. *i. immunisato'rius*, the production of a great mass of antibodies by the injection of large amounts of the antagonistic blood-cells, or bacteria or their toxins, at one time. *i. epilep'ticus*, an epileptic convulsion. *i. paralyt'icus*, a stroke of paralysis. *i. san'guinis*, apoplexy. *i. so'lis*, sunstroke.

id [G. *idios*, peculiar, separate, one's own.] One of the complex groups which form the idioplasm, chromomere; it is supposed to be the bearer of the hereditary qualities.

I'daho Hot Springs, Colorado. Alkaline-saline waters, 85° F. to 115° F. Used by bathing in various disorders. Very near is a cold spring of effervescent water used for drinking.

I'dan-Ha Spring, Idaho. Alkaline-saline-ferruginous-carbonated waters. Used by drinking for the diuretic, mild aperient, and tonic properties.

id'ant. Weissmann's term for one of the nuclear rods or chromosomes in the fertilized ovum, containing an aggregate of the ids, or all kinds of biophores of the organism.

ide'a [G. *semlance*.] A mental image or concept of something not present in space. *dominant i.*, one which governs all the actions and thoughts of the individual. *fixed i.*, an exaggerated notion or delusion which dominates the mind; a permanent dominant *i.*

ide'al. Relating to an idea; imaginative; not real.

ideation (i-de-a'shun). The formation of ideas.

idea'tional. Relating to ideation, or the formation of ideas.

ideoglandular (i-de-o-glan'du-lar). Relating to secretion or glandular activity aroused by a mental image, as in the "watering of the mouth" excited by the thought of savory food.

ideometabolism (i-de-o-mē-tab'o-lizm). Metabolism as influenced by the mental processes.

ideomotion (i-de-o-mo'shun). Muscular movement executed under the influence of a dominant idea, being practically automatic and not volitional.

ideomo'tor. Relating to ideomotion.

ideomus'cular. Ideomotor.

ideoplastia (i-de-o-plas'ti-ah) [G. *idea*, + *plassō*, I form.] The receptive condition in a hypnotized person in which he is completely open to suggestion.

ideovascular (i-de-o-vas'ku-lar). Relating to circulatory changes excited by a mental image or idea.

idioagglutinin (id'i-o-ā-glu'tin-in) [G. *idios*, one's own.] An agglutinin normally present in the blood and not formed in response to the injection of an antigen.

idioblast (id'i-o-blast) [G. *idios*, peculiar, individual, + *blastos*, germ.] 1. One of the ultimate elements of the idioplasm formed of atom-groups or molecule-groups. 2. One of the cells in a plant which differ from the surrounding parenchyma and which contain pigment, oil, gum, or other special product.

idiochromatin (id'i-o-kro'mā-tin) [G. *idios*, one's own, peculiar.] The chromatin which has to do with reproduction and heredity, as distinguished from the vegetative chromatin.

idochromidia (id'i-o-kro-mid'i-ah) [G. *idios*, one's own, peculiar, + *chromidia*.] The germinal chromidia, or distributed chromatin, in certain protozoa.

idiochromosome (id'i-o-kro'mo-sōm) [G. *idios*, one's own, + *chromosome*.] One of the chromosomes forming the distinctive differential between the male-producing and the female-producing spermatozoa. They are divided into x-elements and y-elements, and it is assumed that when an ovum is fertilized by a spermatozoon containing the x-element a female results.

idiocrasy [G. *idios*, individual, + *krasis*, a mixture, temperament.] Idiosyncrasy; peculiarity or individuality of temperament.

idiocratic. Relating to idiocrasy.

id'iocy [G. *idioteia*, awkwardness, uncouthness.] Congenital mental deficiency of extreme degree; exaggerated imbecility. **amaurotic family i.**, a condition marked by mental impairment leading to idiocy, by paralysis, impaired vision leading to blindness, associated with changes in the macula lutea and optic nerve atrophy, by marasmus, and finally death; the disease appears in infancy, often affecting several children in the same family, and usually terminates fatally about the end of the second year. **cretinoid i.**, cretinism. **diplegic i.**, paralytic i. in which the paralysis affects all four extremities. **epileptic i.**, i. associated with epilepsy. **genetous i.**, congenital i. of obscure causation. **hemiplegic i.**, paralytic i. in which the paralysis has the form of hemiplegia. **hydrocephalic i.**, i. associated with chronic hydrocephalus. **microcephalic i.**, i. occurring in a child with small skull and brain, without paralysis or other signs of a focal lesion. **Mongolian i.**, i. marked by cheerfulness of disposition, vivaciousness, and imitiveness, abnormal shortness of the thumbs and little fingers, a flattened skull, and the slanting eye-slits of the eastern Asiatic. **paralytic i.**, i. due to cerebral lesions occurring in infancy and causing spastic or other forms of paralysis. **paraplegic i.**, paralytic i. in which the muscular affection has the form of a paraplegia. **sensorial i.**, mental deficiency dependent upon the loss in infancy, or congenital absence, of one or more of the special senses. **traumatic i.**, mental deficiency assumed to be due to a fall, a blow, or other injury received in infancy or early childhood.

idlogamist (id'i-o-g'am-ist) [G. *idios*, individual, + *gamos*, marriage.] One who is capable of sexual union with only one or a few individuals of the opposite sex, being impotent in the presence of any others.

idiogen'esis [G. *idios*, self, + *genesis*, production.]

Origin without evident cause, noting especially that of a so-called idiopathic disease.

idioglossia [G. *idios*, one's own, + *glossa*, tongue, speech.] An extreme form of lalling or vowel consonant substitution, by which the speech of a child may be made unintelligible and appear to be another language to one who has not the ear to the literal changes.

idioglottic. Relating to idioglossia.

idiheteroagglutinin (id'i-o-het'ro-o-ā-glu'tin-in) [G. *idios*, one's own, + *heteros*, another.] An idioagglutinin present in normal blood, active in respect of the cells of another species.

id'ioheterolysin [G. *idios*, one's own, + *hetero*, other.] An hemolysin (idiolysin) present in normal blood, active against the cells of an animal of a different species.

idihypnotism [G. *idios*, one's own.] Self-induced hypnotism.

idioisoagglutinin (id'i-o-i'so-ā-glu'tin-in) [G. *isos*, one's own, + *isos*, equal.] An idioagglutinin active in respect of cells of animals of the same species.

idiolysin (id'i-o-i-sol'i-sin) [G. *idios*, one's own, + *isos*, equal.] An hemolysin present in normal blood, active against the cells of an individual of the same species.

idiolysin [G. *idios*, one's own.] A lysin normally present in the blood and not formed in response to the injection of an antigen.

idiometritis (id'i-o-me-tri'(tre)'tis) [G. *idios*, individual.] Inflammation of the uterine mucosa, uterine myositis.

idiomuscular (id'i-o-mus'ku-lar) [G. *idios*, individual.] Relating to the muscles alone, independent of the nervous control.

idioneurosis (id'i-o-nu-ro'sis) [G. *idios*, individual.] A functional neurosis, one arising without apparent extrinsic cause.

idiopathic. Idiopathic.

idiopathic [G. *idios*, individual, + *pathos*, suffering.] Noting a primary disease, one originating without apparent extrinsic cause.

idiopathy [G. *idios*, individual, + *pathos*, suffering.] A primary disease, one arising without apparent extrinsic cause.

idiophrenic [G. *idios*, individual, + *phren*, mind.] Relating to, or originating in, the mind or brain alone, not reflex or secondary.

idioplasm [G. *idios*, one's own, + *plasma*, something formed.] 1. A term applied by Nägeli to a special modification of the living substance or protoplasm of the individual cell which determines its special characteristics and which is transmitted to all other cells derived from the first. 2. The chromatin substance of the nucleus which, in the sexual cell, transmits hereditary characteristics; germ-plasm. 3. The specific inheritable substance in the protozoan cell.

idiopsychological (id'i-o-si-ko-loj'i-kal) [G. *idios*, self, + *psychē*, soul, + *-logia*.] Relating to ideas developed within one's own mind, independent of suggestion from without.

idoreflex (id'i-o-re'fleks) [G. *idios*, one's own.] A reflex due to a stimulus or irritation originating in the organ or part in which the reflex occurs.

id'iosome [G. *idios*, one's own, + *sōma*, body.] 1. The attraction-sphere of a spermatid or of an oocyte. 2. The indivisible element of living matter.

idiosyncrasy (id'i-o-sin'kra-si) [G. *idios*, one's own, + *synkrisis*, a mixing together.] Idiocrasy, an individual mental or physical characteristic or peculiarity. A susceptibility, peculiar to the

individual, to the action of certain drugs, articles of diet, etc.

Idiosyncratic. Relating to or marked by an idiosyncrasy, idiocratic.

Idiot [G. *idiōtēs*, an ignorant, uncouth person.] A person congenitally without understanding or ordinary mental capacity, one who does not advance beyond the Binet* age of 3 years; distinguished from a *lunatic* whose mental defect is of post-natal origin, and from an *imbecile* who is more or less observant and capable of some mental and physical education. See also *IMBECILE*.

Id'organ [G. *idea* + *organon*.] A plastid or unicellular organism, theoretically capable of development into a metazoan.

Idro'sis [G. *hidrōs*, sweat.] Hidrosis.

Ignat'ni [Hungary. Saline waters. Radioactive. Used by drinking in constipation, hemorrhoids, gout, rheumatism, and obesity.

Ignatia (ig-na'shyah) [St. Ignatius, a martyr under Trajan, †107.] St. Ignatius' bean, the dried ripe seed of *Strychnos ignatia*, official in U.S.P., 1880. It is similar in its properties to nux vomica; dose: extract, gr. $\frac{1}{2}$ (0.015-0.03); fluidextract, $\frac{m}{4}$ 2-5 (0.13-0.3), tincture, $\frac{m}{4}$ 2-8 (0.13-0.5); powder, gr. $\frac{1}{2}$ 2 (0.03-0.13).

Ignipedites (ig-ne-pē-di'tēz) [L. *ignis*, fire, + *pēs* (ped-), foot, + G. *-itēs*.] Hot-foot, burning pain in the soles of the feet, due to multiple neuritis; it occurs chiefly in tropical countries.

Ignipuncture (ig-ni-punk'chur) [L. *ignis*, fire, + *punctura*.] Cauterization by means of hot needles thrust into the tissues.

Ignis [L.] Fire; actual cautery, hot iron, moxa. *i. sac'cer*, sacred fire, herpes zoster. *i. Sanc'ti Anto'nii*, St. Anthony's fire, erysipelas.

IK [Ger. *immun-körper*.] Spengler's tuberculin.*

IKI sol'u'tion [I, iodine; KI, potassium iodide.] Liquor iodi compositus.

Iko'ta. A neurosis, similar to latah, affecting married women among the Samoyeds of Northern Asia and Eastern Europe. It is marked by the uttering of inarticulate sounds whenever the woman is displeased or annoyed or, in severer cases, by maniacal excitement.

I'lec. Relating to ileus. *i. passion*, ileus.

Ileadel'phus. Iliadelphus.

Ileectomy (il-e-ek'to-mi) [L. *ileum* + G. *ektomē*, excision.] Removal of the ileum.

Ileitis (il-e-i'ē'tis) [L. *ileum* + G. *-itis*.] Inflammation of the ileum.

Ileoce'cal. Relating to both ileum and cecum, noting the valve at the junction of the large and small intestine, *valvula coli* [BNA].

Ileoce'cum, **Ileoce'cum**. The combined ileum and cecum.

Ileocol'ic. Relating to the ileum and the colon.

Ileocolitis (il-e-o-ko-li'ē'tis). Inflammation of the mucous membrane of a greater or lesser extent of both ileum and colon.

Ileocolon'ic. Ileocolic

Ileocolon'tomy [L. *ileum* + G. *kōlon*, colon, + *stoma*, mouth.] The establishment of a communication between the ileum and the colon.

Ileocolot'omy [L. *ileum* + G. *kōlon*, colon, + *tomē*, incision.] Ileocolostomy.

Ileostomy (il-e-o-il-e-os'to-mi) [L. *ileum* + *ileum* + G. *stoma*, mouth.] Establishment of a communication between two non-continuous portions of the ileum.

Ileoproctostomy [L. *ileum* + G. *prōktos*, anus (rectum), + *stoma*, mouth.] Establishment of a communication between the ileum and the rectum.

Ileorectos'tomy [L. *ileum* + *rectum* + G. *stoma*, mouth.] Ileoproctostomy.

Ileosigmoidos'tomy [L. *ileum* + G. *sigmoidēs*, sigmoid, + *stoma*, mouth.] Establishment of a communication between the ileum and the sigmoid colon.

Ileos'tomy [L. *ileum* + G. *stoma*, mouth.] The establishment of a fistula leading from without into the ileum.

Ileot'omy [L. *ileum* + G. *tomē*, incision.] Cutting into the ileum; ileostomy.

Ile'um [G. *eilō*, I roll up, twist.] The third portion of the small intestine, about 12 feet in length, extending from the junction with the jejunum to the ileocecal valve.

Ileus (il'e-us) [G. *eileos*, intestinal colic, from *eilō*, I roll up tight.] Obstruction of the bowel attended with severe colicky pain.

Ilex [L.] Holly, a genus of trees and shrubs containing about 150 species, some of which have been used in medicine, the leaves being said to have antirheumatic and antiperiodic properties.

Ili'ac. Relating to the ilium. *i. bursa*, a bursa at the insertion of the iliopsoas muscle into the lesser trochanter. *i. crest*, crista iliaca. *i. fascia*, a continuation of the transversalis fascia covering the anterior surface of the iliopsoas muscle above the inguinal ligament. *i. fossa*, fossa iliaca. *i. muscle*, musculus iliacus. *i. region*, inguinal region, the lower lateral abdominal* region on either side of the hypogastrium. *i. roll*, a sausage-shaped, often painful, non-fluctuating mass, with convexity to the right, palpable in the left iliac fossa, due to induration of the walls of the sigmoid flexure; sausage-shaped roll, sigmoid sausage. *i. spine*, spina iliaca. *i. tuberos'ity*, tuberositas iliaca.

Ili'acus. Musculus iliacus.

Iliadel'phus [L. *ilium* + G. *adelphos*, brother.] A monster single above but double from the pelvis down.

Iliocapsula'ris muscle. Iliacus minor muscle, the external fibers of the iliacus muscle, inserted into the capsule of the hip-joint; they are often distinctly separate from the rest of the muscle.

Iliococcygeal (il'i-o-kok-sij'e-al). Relating to the ilium and the coccyx, noting the musculus iliococcygeus, composed of fibers of the levator ani attached to the coccyx.

Iliocolot'omy [L. *ilium* + G. *kōlon*, colon, + *tomē*, incision.] The operation of opening into the colon in the iliac, or inguinal, region.

Iliocoe'tal. Relating to the ilium and the ribs, noting muscles passing between the two parts.

Iliocosta'lis. Iliocostal; see *musculus iliocostalis*.

Iliofem'oral. Relating to the ilium and the femur. *i. lig'ament*, see under *ligamentum*.

Ili'ohypogas'tric. Relating to the iliac and the hypogastric regions. *i. nerve*, nervus iliohypogastricus.

Ilioinguinal (il'i-o-ing'gwī-nal). Relating to the iliac region and the groin. *i. nerve*, nervus ilioinguinalis.

Iliolum'bar. Relating to the iliac and the lumbar regions. *i. ar'tery*, arteria iliolumbalis. *i. lig'a-ment*, ligamentum iliolumbale, the thickened anterior edge of the lumbar fascia, extending from the tip of the transverse process of the last lumbar vertebra to the inner lip of the iliac crest.

Iliopectineal (il'i-o-pek-tin'e-al) [L. *ilium* + *pecten*, comb (crest of the pubes).] Relating to the ilium and the pubes. *i. em'inance*, a low, rounded ele-

vation on the inner surface of the junction of the bodies of the pubes and ilium. *i. fas'cia*, a fascia formed by the union of the iliac and the pectineal fasciæ covering the floor of the *i. fossa*. *i. fos'sa* a deep depression between the iliacus and pectineus muscles in the thigh. *i. lig'ament*, the attachment of the iliac fascia to the *i. eminence*. *i. line*, terminal line, the line on the inner surface of the ilium forming the dividing line between the true and the false pelvis.

Iliopel'vic. Relating to the iliac region and the cavity of the pelvis.

Iliopsoas muscle (il'i-o-so'as). The compound muscle formed by the iliacus and the psoas magnus, and sometimes the psoas parvus; the muscles occupy the posterior wall of the abdomen and that of the false pelvis.

Iliosac'ral. Relating to the ilium and the sacrum, noting the musculus iliocruralis, composed of fibers of the levator ani muscle attached to the sacrum.

Iliosciatic (il'i-o-si-at'ik). Relating to the ilium and the ischium. *i. notch*, the great sciatic notch, incisura* ischiadica major.

Iliospi'nal. Relating to the ilium and the spinal column.

Iliothoracopagus (il'i-o-tho-rä-kop'a-gus) [*L. ilium* + *G. thorax*, chest, + *pagos*, fixed.] A double monster in which union occurs through the ilia on one side and the sterna.

Ilioth'ial. Relating to the ilium and the tibia. *i. band*, a wide, thick, fascial layer stretching from the iliac crest to the capsule of the knee-joint and the outer tuberosity of the tibia.

Iliotrochanteric (il'i-o-tro-kan-ter'ik). Relating to the ilium and the great trochanter of the femur. *i. lig'ament*, a thickening of the capsule of the hip-joint in the shape of a band extending from the anterior part of the dorsum of the acetabulum to the neck of the femur near the anterior end of the inner surface of the great trochanter.

Il'ium [*L. flank*.] 1. The flank. 2. Os ilium or flank-bone.

Ilkley Wells and Ben Rhydding, England. Alkaline-saline-chalybeate-carbonated waters. Used by drinking in gout and rheumatism. The climate is bracing.

Ill. Sick, unwell.

Illaqueation (il'a-kwe-a'shun) [*L. illaqueare*, to ensnare.] Pulling away an inverted eyelash by passing a loop of thread behind it.

Illicium (il-lis'e-um) [*L. illicere*, to allure, charm.] Chinese or star anise, the dried fruit of *Illicium verum* (not *I. anisatum*), an evergreen shrub or small tree of southern China; stimulant carminative in doses of gr. 10-20 (0.6-1.3).

Illition (il-in-ish'un) [*L. illinire*, to anoint.] Friction of the surface made after the application of an ointment, to facilitate absorption.

Ill'ness. Disease.

Illumina'tion [*L. illuminare*, to light up.] 1. The lighting up of a cavity or surface for diagnostic purposes; the lighting of the object under a microscope. 2. The amount of light thrown upon a body, especially upon the object being examined under a microscope. *ax'ial i.*, *i.* of an object by rays of light in the direction of the axis of the microscope. *direct' i.*, the *i.* of an object under the microscope by light falling upon its upper surface. *lat'eral i.*, *oblique' i.*, the *i.* of an object under the microscope by light thrown from one side.

Illusion (il-lu'zhun) [*L. illudere*, to mock.] A false perception, the mistaking of something for what it is not. When this illusion is fixed and cannot be

removed by evidence to the contrary it becomes a delusion.

Illu'sional. Relating to or of the nature of an illusion.

Il'ovay re'a'gent. Sulphanilic acid, 0.5, dissolved in dilute acetic acid, 150, is mixed with naphthylamine, 1, dissolved in boiling water. 20; the blue sediment which forms is dissolved in dilute acetic acid, 150; a few drops of this reagent added to water, saliva, or other fluid to be tested will produce a red color if nitrites are present.

Im'age [*L. imago*, likeness.] 1. The representation or picture of an object made by the rays of light emanating or reflected from it. 2. A picture of an object not present, produced in the mind by memory or imagination. *acciden'tal i.*, *after-after-i.*, the *i.* that persists in the retina after the object is no longer visible. *direct i.*, *virtual i.*, the *i.* in the deviating eye is *equal*. *inverted i.*, *real i.*, *mental i.*, *image(s)*. *negative i.*, *after-i.*, *optical i.*, *image (r)*. *real i.*, *ce*: formed by the convergence of the actual rays of light from an object. *ret'inal i.*, a *real i.* formed on the retina. *virt'ual i.*, a picture formed by the projection of the rays on a mirror; it is perceptible to the eye but the rays have not been focused and so the image cannot be thrown on a screen.

Imagina'tion. The power of the mind to form images.

Ima'go [*L. image*.] The last stage of an insect after it has completed all its metamorphoses through the egg, larva, and pupa.

Imbal'ance [*L. in- neg. + bilans*, balance.] Lack of equality in power between opposing forces, noting specifically this lack in the ocular muscles, giving rise to strabismus or heterophoria.

Imbecile (im'be-sil) [*L. imbecillus*, weak, silly.] 1. Mentally deficient. 2. One who is congenitally weak-minded, yet not wholly incapable of education; a mental defective not advancing beyond the Binet* age of 7 years; see *idiot* and *moral i.*, *amoralis*, a person with pronounced mental defect who has strong vicious or criminal propensities little or not at all affected by punishment.

Imbecil'ity. Weak-mindedness.

Imbed'. To surround by firm material, such as wax or paraffin; noting the treatment of an histological or pathological specimen preparatory to making sections of it for microscopical examination.

Imbibition (im'bi-bish'un) [*L. imbibere*, to drink.] The absorption of fluid by a solid body without resultant chemical change in either.

Im'bricate, **im'bricated** [*L. imbricare*, to cover with tiles.] Overlapping like shingles.

Imbrica'tion. The operative overlapping of layers of tissue in the closure of wounds or the repair of defects.

Im'ide. A chemical compound derived from a dicarboxylic acid by the substitution of NH for 2OH, or one in which two hydrogen atoms of the ammonia molecule are replaced by a divalent acid radicle.

Imido-. A prefix denoting a compound containing the bivalent atom group (NH).

Imlach's plug (im'tak) [Francis Imlach, Scotch physician, nineteenth century.] A lump of fatty tissue at the inner side of the external abdominal ring.

Immature (im-a-tür) [*L. in- neg. + maturus*, ripe.] Not fully developed.

Imme'diate. Direct, acting from cause to effect without any intervening steps in the process.

Immedicable (im-med'i-ka-bl) [*L. in- neg. + medicabilis*, curable.]

icubilis, curable.] Incurable, beyond the reach of remedies.

immersion [L. *immergere*, to dip in.] 1. The placing of a body under water or other liquid. 2. Specifically, in microscopy, the use of an immersion-lens. **homogeneous** i., the use of a fluid having the same refractive power as the immersion-lens. **oil** i., water i., see *immersion-system*.

immersion-lens. The objective of a microscope, which is separated from the object-glass by a thin layer of liquid, either oil or water.

immersion-system. The employment in microscopy of a layer of liquid, either oil or water, between the object lens and the object to be examined, thereby correcting the dispersion and increasing the working distance.

immiscible (im-mis'f-bl). Incapable of mixing, as oil and water, for example.

immobility. Chronic hydrocephalus in cattle.

immobilize [L. *in-* neg. + *mobilis*, movable.] To render fixed or incapable of moving.

immobilization. The act of making immovable.

immune (im-mūn') [L. *immunis*, free from service.]

1. Free from the possibility of infection. 2. One who is exempt from an infectious disease by reason either of having already had the disease or of being protected by an inoculation of the virus in minute dose or attenuated form. **i. body**, a specific antibody which combines with the bacterium or animal cell acting as antigen rendering it amenable to the lytic action of alexin or complement; **amboceptor**,* intermediary body, desmon, copula, preparator, substance sensibilatrice, fixator, phloctase, interbody, immunisin. **i. system**, a combination of antigen or cells with amboceptor and complement.

immunificient [L. *immunis*, exempt, + *faciens*, making.] Making immune, said of a semelincident disease or of a prophylactic serum or vaccine.

immunisin. Immune* body, amboceptor.

immunitas [L.] Immunity. **i. non sterilisans**, a condition in which there is immunity, natural or acquired, against a certain toxin although the organisms producing it continue in the body, as in the case of bacilli carriers.

immunity [L. *immunitas*.] A state, natural or acquired, in which the body is resistant to disease. **acquired** i., i. obtained by an individual in consequence of having suffered an attack of a pathogenic organism of normal or modified virulence, or of its toxin, and having overcome it (*active* i.), or as a result of the injection of the serum of an animal which has acquired an active immunity against the organism in question (*passive* i.); **mixed** i. is a succession of passive and active i. obtained by serovaccination.* **active** i., see *acquired* i. **actual** i., active i. **local** i., a natural or acquired i. of certain regions, organs, or tissues, as of the muscles against tuberculosis. **mixed** i., see *acquired* i. **natural** i., i. possessed by all the individuals of a class, by reason of age, racial peculiarity, or other general characteristic. **passive** i., see *acquired* i. **relative** i., an i. which may be due to a reduction of avidity of the body-cells for the specific poison, or to a deviation or loss of complement in the blood.

immunization. The process of rendering immune. **active** i., the production of active immunity.* **passive** i., the production of passive immunity.*

immunochemistry (im-mu'no-kem'is-trī). The chemistry of immunization; the chemical reactions following the injection of foreign substances, such as proteins and ferments, into the blood.

immunology. The science which has to do with the phenomena of immunity.

immunoprotein (im-u-no-pro'te-in). 1. Immuno-toxin. 2. A bacteriolytic protein formed by the injection of attenuated bacterial cultures.

immunotoxin. Antitoxin.

impact [L. *impacius*; *impingere*, to strike on.] To press closely together so as to render immovable.

im'pact. The forcible striking of one body against another.

im'pacted. Pressed closely together so as to be immovable, noting a fracture in which the jagged ends of the broken bone are wedged together.

im'paction. The process or condition of being impacted. **dental** i., confinement of a tooth in the alveolus and prevention of its eruption.

im'paludism [L. *in*, in, + *palus*, a marsh.] Paludism.

im'par [L.] Unpaired, azygous.

im'paridigitate (im-par-i-dij'f-tāt) [L. *impar*, unequal, + *digitus*, finger.] Having an unequal number of fingers or toes, as man; perissodactylous.

im'paripinnate [L. *impar*, unequal, + *pinnatus*, feathered.] In botany, noting a compound pinnate leaf, tipped with a single leaflet.

im'perative [L. *imperare*, to command.] Obligatory, involuntary, not controllable by the will. **i. concept**, an idea or thought, usually of doubt or fear, which dominates one and governs his actions.

im'peratoria. Oreoselinum

im'perforate [L. *im-* neg. + *per*, through, + *forus*, a gangway.] Without an opening, closed.

im'permeable [L. *im-* neg. + *permeare*, to pass through.] Impenetrable, impervious to fluids.

im'pervious [L. *im-* neg. + *per*, through, + *via*, way.] Impenetrable, impassable.

im'petiginous (im-pe-tij'in-us). Relating to impetigo.

im'petigo (im-pe-ti'go) [L. *impetere*, to attack.] An eruption of pustules, which soon rupture or become crusted, occurring chiefly on the face around the mouth and nostrils, caused by infection with pus microorganisms; it is variously qualified as *simplex*, *contagiosa*, *vulgaris*, *streptogenes*, *staphylogenes*, or, according to the shape of the patches caused by grouping of the lesions, *circinata*, *gyrata*, or *figurata*. **Bock'hart's** i., a form involving chiefly the hair-follicles. **i. bullo'sa**. i. with lesions of large size, forming bullae. **i. contagio'sa**, an eruption of flattish vesicles becoming pustules, contagious in character. **i. eczematodes**, eczema pustulosum. **i. herpeticiformis**, an eruption of small, closely aggregated pustules, developing upon an inflammatory base, accompanied by severe general symptoms, and terminating fatally as a rule. **i. syphilitica**, a pustular syphilide. **i. variolo'sa**, a pustular eruption sometimes seen late in the course of the smallpox exanthem.

im'plant [L. *in*, in, + *plantare*, to plant.] To graft, to insert.

im'plantation. The insertion of a natural tooth into an artificially constructed alveolus.

im'ponderable [L. *im-* neg. + *pondus*, weight.] Very light, having little or no weight.

im'potence, **im'potency** [L. *im-* neg. + *potentia*, power.] Weakness, lack of power; specifically, lack of power, in the male, to copulate.

im'pregnate [L. *im-*, in, + *pragnans*, with child.] 1. To fecundate, to cause to conceive. 2. To saturate, to permeate with another substance.

im'pregnation. 1. Fecundation, the act of making pregnant. 2. Saturation.

impress'io [L.] Impression; a mark seemingly made by pressure of one body on another. **i. cardi'aca**, a depression on the superior area of the parietal surface of the liver corresponding to the position of the heart. **i. col'ica**, a hollow on the under surface of the right lobe of the liver anteriorly, corresponding to the situation of the hepatic flexure and beginning of the transverse colon. **i. deltoid'ea**, tuberositas* deltoidea. **i. digita'ta**, digitate impression.* **i. duodena'lis**, a hollow on the under surface of the right lobe of the liver alongside the gall-bladder, marking the situation of the duodenum. **i. gas'trica**, a hollow on the under surface of the left lobe of the liver corresponding to the location of the stomach. **i. oesophage'a**, esophageal groove, the marking of the esophagus on the back part of the left lobe of the liver. **i. rena'lis**, a hollow on the under surface of the right lobe of the liver, in which lies the right kidney. **i. suprarena'lis**, a hollow on the under surface of the right lobe of the liver, adjoining the fossa venæ cavæ, in which lies the right suprarenal body. **i. trigem'in'al** [BNA], trigeminal impression, a depression on the anterior surface of the petrous portion of the temporal bone, near the apex, lodging the semilunar (Gasserian) ganglion of the trigeminal nerve.

impress'ion [L. *impressio*; *imprimere*, to press in.]
1. A mark seemingly made by pressure of one structure or organ upon another; see *impressio*.
2. An effect produced upon the mind by some external object acting through the organs of sense.
3. An imprint of the jaw, teeth (if present), and roof of the mouth, made in wax or other plastic material, used as a mould for a plaster cast of the mouth. **dig'itate i.**, one of the depressions on the upper surface of the orbital plates of the frontal bone, in the anterior cranial fossa, alternating with elevations, the juga cerebrialia. **mater'nal i.**, a strong emotion or shock, experienced by a pregnant woman, supposed to be the cause of a malformation or surface marking of the fetus; also this lesion or malformation supposed to result from the mental impression of the mother.

impress'ion-cup, **impress'ion-tray**. A receptacle for holding the wax or other material used in taking an impression of the mouth parts.

im'pulse [L. *impellere*, to push on.] **i.** A sudden pushing or driving force. **2.** A sudden, often unreasoning, determination to perform some act. **mor'bid i.**, one which drives a person to commit some act, notwithstanding his efforts to restrain himself.

impul'sive. Relating to or actuated by an impulse, rather than controlled by reason. **i. act**, one which is done consciously, but under the influence of a morbid impulse which one is unable to resist.

In. Chemical symbol of indium.

in- [L.] **1.** A prefix conveying a sense of negation; un-, not. **2.** A prefix denoting in, within, inside. **3.** A prefix denoting an intensive action. **4.** [G. *is* (*in-*), fiber.] A prefix denoting fibrous tissue or fibrin.

inac'tion. Inactivity, rest; lack of response to a stimulus.

inac'tivate. To render inactive, said of a serum when destroying its contained complement.

inactiva'tion. Rendering inactive or inert, noting, for example, the loss of activity of serum containing both amoebocyte and complement when it is heated to about 55° C. (131° F.) for half an hour.

inactose (in-ak'tōz). A sugar having no polariz-

ing action in either direction; it is found in certain plants.

inadequacy (in-ad'e-kwa-sī) [L. *in-* neg. + *adequus*, to be equal.] Insufficiency, the condition of being unequal to the performance of the work demanded; incompetence. **hepatic i.**, **renal i.**, **valvular i.**, etc., see under *insufficiency*.

inaliment'al. Innutritious, unfit for food.

inan'imate. **1.** Not animate, not alive. **2.** Deaf, lifeless.

inanimation (in-an-ish'un) [L. *inanis*, empty.] Exhaustion from lack of food or defect in assimilation.

inapp'etence [L. *in-* neg. + *appetere*, to long for.] Lack of desire or of craving.

inartic'ulate. Not in the form of intelligible speech; not articulate; speechless.

in artic'ulo mor'tis [L. *articulus*, moment; *mor-*, death.] At the moment of death.

inassim'lable. Not assimilable, not capable of being appropriated for the nutrition of the body.

inax'on [G. *is* (*in-*), fiber, + *axōn*, axis.] An axicylinder process which gives off no dendrites; a long distance after leaving the neuron.

in'born. Innate, implanted during development; in utero, referring to certain anomalies of development, mental traits, or constitutional peculiarities distinguished from *congenital*.

in'breeding. Breeding from animals of the same parentage or of the same near ancestry.

incandesc'ent (in-kan-des'ent) [L. *incandescere*, to begin to glow.] White hot.

incar'cerated [L. *in*, in, + *carcer*, jail.] Confined; imprisoned; noting, for example, an irreducible hernia.

incar'cera'tion. Imprisonment, confinement.

inca'rial bone. Os incæ.

incar'nant [L. *incarnare*, to make flesh.] Promoting or accelerating the granulation of a wound.

incar'native. Incarnant.

in'cident [L. *incidere*, to fall into, to meet with] **1.** Occurring, happening with. **2.** Falling or impinging upon. **3.** Going toward; afferent.

incident'al. **1.** Of the nature of an incident or happening, not occurring regularly. **2.** Afferent.

i. color, a color the impression of which remains fixed on the retina after the object causing it is no longer present. **i. image**, an image the impression of which remains on the retina after the object has been removed.

incinera'tion [L. *incinerare*, to burn to ashes.] Cremation, complete destruction of all organic matter by fire.

incip'ient [L. *incipere*, to begin.] Just beginning. **incise'** [L. *in*, into, + *cadere*, to cut.] To cut with a knife.

incision (in-sizh'un). A cut, a division of the soft parts made with a knife.

incis'sive. **1.** Cutting, having the power to cut. **2.** Relating to the incisor teeth.

incis'sor [L. *incidere*, to cut into] One of the cutting teeth, or *incisor teeth*, four in number in each jaw at the apex of the dental arch.

incis'u'ra [L. a cutting into.] **1.** Incision. **2.** Notch. **i. acetabuli** [BNA], acetabular notch, cotyloid notch; a gap at the lower part of the margin of the acetabulum opposite the obturator foramen.

i. ant'erior aur'is, anterior notch of the ear, a notch between the tuberculum supratragicum and the spin helix.

i. cardi'aca, the cardiac notch on the anterior border of the lower part of the upper lobe of the left lung giving space for the pericardium.

i. cartilagin'is mas'sæ acust'icæ ext'eri, notch in

the cartilage of the external acoustic meatus, i. Santorini, one of (usually) two vertical fissures in the anterior portion of the cartilage of the external auditory meatus, filled by fibrous tissue.

i. cerebello anterior [BNA], anterior notch of the cerebellum, semilunar notch, a wide, shallow notch on the anterior surface of the cerebellum occupied by the brachia conjunctiva and the inferior quadrigeminal bodies.

i. cerebello posterior [BNA], posterior notch of the cerebellum, marsupial notch, a narrow notch between the cerebellar hemispheres posteriorly, occupied by the falx cerebelli.

i. clavicularis, the clavicular notch or facet, a hollow at either side of the upper surface of the manubrium sterni articulating with the clavicle.

i. costalis, one of the notches or facets on the lateral edge of the sternum for articulation with a rib.

i. ethmoidalis [BNA], ethmoidal notch, an oblong space between the orbital parts of the frontal bone in which the ethmoid bone is lodged.

i. fibularis [BNA], fibular notch, a hollow on the outer surface of the lower end of the tibia, in which the lower end of the fibula rests.

i. frontalis, frontal notch; (1) a small notch on the orbital margin of the frontal bone, to the inner side of the supraorbital notch; (2) nasal notch.

i. laryngotympanic, the posterior portion of the aditus laryngis between the two arytenoid cartilages.

i. intertragica, intertragic notch, the deep notch at the lower part of the auricle between the tragus and the antitragus.

i. ischiadica major [BNA], great sciatic notch, ilio sciatic notch, a deep indentation on the posterior border of the innominate bone at the point of union of the ilium and ischium.

i. ischiadica minor [BNA], lesser sciatic notch, sacro sciatic notch; an indentation on the posterior border of the ischium just below the sciatic spine.

i. jugularis [BNA], (1) a deep notch in front of the jugular process of the occipital bone, forming part of the foramen lacerum posterius; (2) the notch on the upper border of the sternum between the clavicular notches, presternal notch.

i. lacrimalis [BNA], lacrymal notch, the notch on the internal margin of the orbital surface of the maxilla which receives the lacrymal bone.

i. mandibularis [BNA], sigmoid notch; a deep notch on the upper edge of the ramus of the mandible between the condyle and the coronoid process.

i. mastoidea [BNA], mastoid notch, digastric fossa or groove.

i. nasalis, (1) nasal notch, the large defect in the anterior border of the maxilla which, with its fellow, forms the apertura pyriformis or anterior opening of the nasal fossae; (2) nasal border, the articular surface between the two internal angular processes of the frontal bone, which articulates with the nasal and superior maxillary bones.

i. pancreatica, a notch separating the left half of the head of the pancreas from the neck.

i. parietalis, parietal notch, an angle between the squamous and mastoid portions of the temporal bone.

i. radialis [BNA], radial notch, lesser or small sigmoid cavity of the ulna; a concavity on the outer side of the coronoid process, articulating with the rim of the head of the radius.

i. tympanic, notch of Rivinus, i. tympanica.

i. Santorini, incisura cartilaginis meatus acustici externi.

i. scapularis [BNA], acapular or suprascapular notch, a notch, occasionally a foramen, on the upper border of the scapula, transmitting the suprascapular nerve.

i. semilunaris [BNA], semilunar notch, greater sigmoid cavity; a large semicircular notch at the upper extremity of the ulna, formed by the olecranon and coronoid processes, which articulates with the trochlea of the humerus.

i. sphenopalatina, sphenopalatine notch, a deep notch between the orbital and sphenoidal processes of the palate bone, which is converted into the foramen of the same name by the under surface of the sphenoid.

i. supraorbitalis, supraorbital notch; a groove in the orbital margin of the frontal bone, at about the

junction of the inner and middle thirds, through which pass the supraorbital nerve and artery.

i. tentorii, notch of the tentorium, Pacchionian foramen, a notch on the anterior border of the tentorium in which lie the pons and the quadrigeminal plate of the cerebrum.

i. terminalis auris, terminal notch of the auricle, a deep notch separating the lamina tragica and cartilage of the external auditory meatus from the main auricular cartilage, the two being connected below by the isthmus.

i. thyroidea inferior, a shallow notch at the lower part of the anterior border of the thyroid cartilage.

i. thyroidea superior, a deep notch in the upper portion of the anterior border of the thyroid cartilage.

i. tragica, i. intertragica.

i. tympanica, tympanic notch, i. Rivini, the defect in the upper portion of the long tympanic ring, between the greater and lesser tympanic spines; it is filled in by Shrapnell's membrane.

i. ulnaris [BNA], ulnar notch, sigmoid cavity of the radius, a concave surface on the inner side of the lower extremity of the radius articulating with the head of the ulna.

i. umbilicalis [BNA], umbilical notch, a notch in the lower border of the liver, corresponding to the lower attachment of the falciform ligament and noting the beginning of the fossa venae umbilicalis.

i. vertebralis, vertebral or intervertebral notch, one of the four concavities above and below the root of the pedicle of the vertebra on either side; the notches of the two adjacent vertebrae form a foramen through which pass the spinal nerve-roots.

incisure (in-si'zhür) [*L. incisura*]. An incision or notch; see *incisura*.

inclination. In dentistry the deviation of the long axis of a tooth from the perpendicular.

inclino'meter [*L. inclinere*, to incline, + *G. metron*, measure]. An instrument for determining the direction of the ocular axes.

inclusion [*L. inclusus; includere*, to inclose.] 1. Any foreign or heterogeneous substance contained in a cell or in any tissue or organ, not introduced as a result of trauma. 2. The process by which a foreign or heterogeneous structure is misplaced in another tissue. **fetal i.**, a twin monstrosity in which the incompletely developed parasite is wholly inclosed within the autosome. **i. body**, nucleoid.

incoercible (in-ko-ur'si-bl) [*L. in-neg. + coercere*, to restrain.], Impossible to control, to restrain, or to stop.

incoherent [*L. in-neg. + coherere*, to stick together.]. Not coherent, disjointed, confused.

incompatible [*L. in-neg. + com-*, with, + *pati*, to suffer.]. Not capable of being mixed without undergoing destructive chemical change or acting antagonistically, said of the elements in a wrongly constructed pharmaceutical mixture.

incompatibility. The quality of being incompatible. **chemical i.**, a form in which the substances, when mixed, combine to form a new chemical compound. **physiological i.**, a form in which the substances in the mixture exert opposing physiological actions. **therapeutic i.**, physiological i.

incompensation. Lack of compensation.

incompetence, incompetency [*L. in-neg. + competere*, to suit.]. Insufficiency, inadequacy, the quality of being incompetent or incapable of performing the task allotted. **muscular i.**, imperfect closure of an anatomically normal cardiac valve, in consequence of defective action of the papillary muscles. **pyloric i.**, a patulous state or want of tone of the pylorus which allows of the passage of food into the intestine before gastric digestion is completed. **relative i.**, imperfect closure of a cardiac valve, in consequence of excessive dilatation of the corresponding cavity

of the heart. **val'vular i.**, a leaky state of one or more of the cardiac valves, the valve not closing tightly and blood therefore regurgitating when the chamber contracts.

incompress'ible. Incapable of being compressed into smaller bulk.

incon'tinence [L. *in-* neg. + *continere*, to contain, to stop.] 1. Inability to prevent the discharge of any of the excretions, especially of urine or feces. 2. Lack of restraint of the appetites, especially of the sexual appetite. **active i.**, a discharge of urine or feces in the normal way at intervals, but involuntarily. **i. of milk**, galactorrhea. **i. of urine**, enuresis. **passive i.**, dribbling of urine by reason of inability of the bladder to empty itself and of consequent overdistention.

incoordination (in-ko-or-di-na'shun). Lack of coordination, or of harmonious working together of the various muscles concerned in the execution of more or less complicated movements.

incor'porate [L. *in*, into, + *corpus*, body.] To combine two or more substances into a homogeneous mass.

incorpora'tion [L. *in*, into, + *corpus*, body.] The act of incorporating or the condition of being incorporated.

in'crement [L. *incrementum*; *increscere*, to increase.] 1. The act of increasing. 2. An increase, an addition.

incrusta'tion [L. *in*, on, + *crusta*, crust.] 1. The formation of a crust or a scab. 2. A coating of some adventitious material or an exudate; a scab.

incubation (in-ku-ba'shun) [L. *incubare*, to lie in or on.] 1. The keeping of bacterial or protozoan cultures in an incubator to favor their development. 2. The maintenance of a premature or marantic infant in a couveuse. 3. The development of an infectious disease from the period of infection to that of the appearance of the first symptoms. 4. The passing of the night in a temple, church, shrine, etc., as a means of obtaining a cure of disease. **pe'riod or stage of i.**, the latent or silent stage of an infectious disease intervening between the moment of infection and the appearance of the prodromal symptoms.

in'cubator. 1. A cabinet in which a uniform temperature of any desired degree can be maintained, used for keeping bacterial cultures. 2. A box-like construction with glass sides, with a ventilating apparatus for the supply of an abundance of pure air at body temperature, designed for the protection of prematurely born infants.

in'cubus [L. *incubare*, to sit or lie upon.] Nightmare.

in'cudal. Relating to the incus. **i. fold**, a fold of mucous membrane in the tympanum passing from the long limb of the incus to the posterior wall of the cavity. **i. fossa**, a shallow groove in the posterior wall of the tympanic cavity in which the short limb of the incus is fastened.

incudec'tomy [L. *incus*, anvil, + G. *ekwomē*, excision.] Removal of the incus of the tympanum.

incudiform (in'ku-di-form) [L. *incus* (incud-), anvil, + *forma*, form.] Shaped like an anvil.

incu'dius. Laxator tympani.

incu'domal'al. Relating to the incus and the malleus, noting the articulation between the anvil and the hammer in the tympanum.

incu'dostape'dial. Relating to the incus and the stapes, noting the articulation between the anvil and the stirrup in the tympanum.

incurable (in-ku'rā-bl). Not curable, immedicable.

incurva'tion. An inward curvature; a bending inward.

in'cus, gen. incu'dis [L.] Anvil, the middle of the

three ossicles in the tympanum, comparable π shape to a bicuspid tooth; it has a body (*corpus incudis*) and two limbs or processes (*crus longum* and *crus breve*); at the tip of the long limb a small knob, *processus lenticularis*, which articulates with the head of the stapes.

indaga'tion (in-da-ga'shun) [L. *indagare*, to search.] An examination or investigation; specifically, the determination of the condition of the genital parts at the termination of the puerperium preliminary to the discharge of the patient.

indehiscent (in-de-his'ent). In botany, noting a fruit or seed-pod which does not split open naturally to discharge the seeds.

indenzation (in-den-i-za'shun) [*in* + *denium*] Indiation.

indenta'tion. 1. The act of notching or pitting. 2. A notch. 3. A state of being notched.

in'dex, gen. in'dicis, pl. in'dices [L. an indicator.] 1. The second finger (the thumb being counted as the first), forefinger, or pointing finger. 2. A number denoting the relation, in respect of size, capacity, or function, of one part or thing to another, the latter being usually taken as 1 or 100. 3. A list of subjects, with page references, treated of in a book.

alve'olar i., gnathic i.; basilar i.

antitryp'tic i., see *antitryptic*.

auric'ular i., relation of the width to the height of the auricle or pinna, or $\frac{\text{width of pinna} \times 100}{\text{length of pinna}}$.

bas'al i., ratio between the basialveolar line and the maximum length of the cranium, according to the formula $\frac{\text{basialveolar line} \times 100}{\text{length of cranium}}$; alveolar i.

cal'cium i., see under *Bell's method*.

ceph'al'ic i., the ratio of the maximum breadth to the maximum length of the skull, obtained by the formula $\frac{\text{breadth} \times 100}{\text{length}}$.

cephalo-or'bital i., the ratio of the cubic content of the two orbits to that of the cranial cavity multiplied by 100.

cer'ebral i., an i. obtained by the same formula as the cephalic i., the measurements being taken between the inner surfaces of the cranium.

col'or i., a figure indicating the amount of hemoglobin per erythrocyte; blood quotient.

dental i., relation of the dental length (distance from the anterior surface of the first premolar to the posterior surface of the third molar) to the basinasal length = $\frac{\text{dental length} \times 100}{\text{basinasal length}}$.

endem'ic i., the percentage of children infected with malaria or other endemic disease, in any given locality.

fa'cial i., relation of the length of the face to its maximum width between the malar prominences; to get the *superior facial i.*, the length is measured from the nasion or ophryon to the alveolar point = $\frac{\text{ophryo-alveolar (nasialveolar) length} \times 100}{\text{biygomatic width}}$; for the *total facial i.*, the mandible is included in the length measured from the nasion or ophryon to the mental tubercle, = $\frac{\text{ophryomental (nasimental) length} \times 100}{\text{biygomatic width}}$.

gnath'ic i., relation between the basialveolar (nasion to alveolar point) and basinasal (nasion to nasion) lengths, the latter being taken as 100 = $\frac{\text{basialveolar length} \times 100}{\text{basinasal length}}$; the result indicates the degree of projection of the upper jaw; alveolar i.

height-length i., vertical i.

hemor'rhonal salt i., the ratio of the quantity of inorganic salts in the urine to that of the inorganic salts in the blood; a figure obtained by dividing the electrical resistance of the blood by that of the urine; it varies from 3 to 5 in health.

length-breadth i., cephalic i.

length-height i., vertical i.

nas'al *i.*, relation of the greatest width of the nasal aperture to the length of a line from the nasion to the lower border of the nasal aperture, the former being regarded as 100; = $\frac{\text{nasal width} \times 100}{\text{nasal height}}$.

opsonic *i.*, see *opsonic*.

or'bi'tal *i.*, relation of the height of the orbit to its width = $\frac{\text{orbital height} \times 100}{\text{orbital width}}$.

pal'atal or **pal'atine** *i.*, palatomaxillary *i.*

pal'atoma'xillary *i.*, relation of the palatomaxillary width, measured between the outer borders of the alveolar arch just above the middle of the second molar tooth, and the palatomaxillary length, measured from the alveolar point to the middle of a transverse line touching the posterior borders of the two maxillae = $\frac{\text{palatomaxillary width} \times 100}{\text{palatomaxillary length}}$; it notes the varying

forms of the dentary arcade and palate.

phagocytic *i.*, see *phagocytic*.

pel'vic *i.*, the ratio of the conjugate to the transverse diameter of the pelvis.

refrac'tive *i.*, the ratio of refractive power of any medium to that of the air, the latter being taken as unity, or 1.

sa'cral *i.*, a ratio obtained by multiplying the breadth of the sacrum by 100 and dividing by the length.

thorac'ic *i.*, the ratio of the anteroposterior to the transverse diameter of the thorax.

tibiofem'oral *i.*, the ratio of the length of the tibia to that of the femur.

ver'tical *i.*, the relation of the height to the length of the skull, the latter being represented by 100 = $\frac{\text{height} \times 100}{\text{length}}$.

vol'ume *i.*, the relation between the number and the volume of the red cells.

zygoma'ticoauric'ular *i.*, the ratio between the zygomatic and the auricular diameters of the skull.

Indian hemp. *Cannabis indica*. *I. meth'od*, (1) a method of extraction of a cataract in the capsule by expression, devised by Lt. Col. Henry Smith of Jellundur, Punjab, India; (2) rhinoplasty by means of a skin flap taken from the forehead. *I. sick'ness*, epidemic gangrenous proctitis. *I. tobac'co*, lobelia.

Indian Min'er'al Springs, Texas. Saline waters. Used in drinking in various conditions of debility. The entire year.

Indian Springs, Georgia. Saline-carbonated waters. Used by drinking in certain dropsical affections and in diseases of the urinary apparatus.

Indian Springs, Indiana. Alkaline-saline-chalybeate-carbonated-sulphureted waters. Used by drinking in various disorders.

Indian's Min'er'al Springs and Mud Baths, Indiana. Waters contain salts of magnesium, sodium, lithium, calcium, potassium, silicon; sulphuric, hydrochloric, and carbonic acids. Used by drinking and bathing in gout, rheumatism, hemiplegia, eczema, renal and bladder affections.

Indi'a-rubb'er. Caoutchouc.

Indican. 1. The mother substance of indigo-blue, a yellowish or colorless syrupy glucoside, $C_{20}H_{31}NO_{11}$. 2. Indoxyl sulphate, $C_8H_7NSO_4OH$, a substance found in the sweat and in variable amount in the urine.

Indicandrosis (in'di-kan-i-dro'sis) [G. *hidrōs*, sweat.] Excretion of indican in the sweat.

Indican't [L. *indicare*, to point out.] 1. Pointing out, indicating. 2. An indication; especially a symptom indicating the proper line of treatment.

Indicanuria (in'di-kan-u'ri-ah). The presence in the urine of an excess of indican, derived from indole produced in protein putrefaction in the intestine and in putrefactive changes elsewhere.

Indica'tio [L.] Indication. *i. causa'lis*, causal indication, one afforded by a knowledge of the cause of the disease. *i. mor'bi*, disease indication, specific indication, that afforded by the diagnosis, as the indication for the administration of quinine furnished by the diagnosis of malaria. *i. symp'toma'tica*, symptomatic indication, that furnished by the symptoms of the disease.

Indica'tion [L. *indicatio*; *indicare*, to point out.] A suggestion or pointer as to the proper treatment of a disease; it may be furnished by a knowledge of the cause (*causal i.*), by the symptoms present (*symptomatic i.*), or by the nature of the disease (*specific i.*); see *indicatio*.

Indica'tor [L. *indicare*, to show.] In chemical analysis a substance which renders visible the completion of a reaction; the color change in litmus, for example, denotes the formation of an acid or alkali or the neutralization of a solution. *i. muscle*, musculus* extensor indicis proprius.

Indicophose [G. *indikon*, indigo, + *phōs*, light.] A phase of blue color.

Indiff'erent [L. *in-* neg. + *differre*, to differ.] 1. Tending in neither direction, having no particular affinity, neutral. 2. Undifferentiated. *i. cells*, *i. tissue*, undifferentiated, non-specialized, embryonic cells or tissue.

Indigenous (in-dij'en-us) [L. *indigenus*, born in.] Native, natural to the country where found.

Indiges'tible. Not digestible.

Indigestion (in-di-jes'chun) [L. *in-* neg. + *digestio*, proper elaboration of the food in the alimentary tract. *gas'tric i.*, dyspepsia.]

Indigitation (in-dij-i-ta'shun) [L. *in*, in, + *digitus*, finger.] 1. The mode of union of tendon or aponeurosis with muscle by the mutual interlocking of fibers. 2. Invagination. 3. Intussusception.

Indigo [G. *indikon*, Indian.] A blue dye-stuff obtained from *Indigofera tinctoria*, and other species of *I.*; was formerly employed in the treatment of nervous and menstrual disorders in doses of gr. 5-15 (0.3-1.0).

Indigouria, **indiguria** (in'di-go-u'ri-ah, in-di-gu'ri-ah). The presence of indigo in the urine.

Indirect'. Not direct, not immediate.

Indiscrim'inate [L. *in-* neg. + *discrimen*, separation, distinction.] Confused, promiscuous, having relation to various unrelated parts.

Indisposition (in-dis-po-zish'un). A slight illness, malaise.

Indium [*indigo*, because it gives a blue line in the spectrum.] A metallic element, symbol In, atomic weight 114.8; it is malleable and of a silvery white color.

Indoform. Trade name of a preparation said to be a mixture of formaldehyde with salicylic acid and acetyl salicylic acid.

Indol, **indole**. Ketol, a crystalline substance, C_8H_7N , derivable from indigo; it is formed in the intestine during protein putrefaction and also occurs during the pancreatic digestion of proteins.

Indolaceturia (in-dol-as-ē-tu'ri-ah). The excretion of an appreciable amount of indolacetic acid in the urine.

Indolent [L. *in-* neg. + *dolere*, to feel pain.] Inactive, sluggish; painless or nearly so.

Indologeous (in-dol-oj'en-us) [*indol* + G. *gennao*, I produce.] Producing or causing the production of indol.

Indoxyl. An oily liquid, C_8H_7NO , found sometimes in the urine in apparent health. *i. sul'phate*, indican.

Indoxyluria (in-doks-il-u'ri-ah). The excretion of

indoxyl, especially indoxyl sulphate, in the urine; indicanuria.

induce (in-dūs') [L. *inducere*, to lead in.] 1. To produce, to cause. 2. To produce by electric or magnetic induction. **induced'** **cur'rent**, faradic* current.

induction (in-duk'shun). 1. Production or causation. 2. The production of an electric current or magnet in a body by electricity or magnetism in another body in close proximity to it. 1. **coil**, an apparatus for the induction of a secondary electrical current; it consists of a coil of comparatively few turns of copper wire, outside of which is (insulated from it) a coil of many turns of a very fine wire; through the inner coil is passed an interrupted current and every time the current opens or closes an induction current is generated in the outer coil.

in'dulin. A coal-tar dye used as a stain in histology and bacteriology.

indulinophil, **indulinophile** (in-du-lin'o-fil, in-du-lin'o-fil) [*indulin* + G. *philos*, fond.] Taking an indulin stain readily.

in'durated [L. *in-* intensive + *durus*, hard.] Hardened.

indura'tion. 1. The process or act of hardening. 2. A spot or area of hardened tissue. **brown i.**, proliferation of the fibrous tissue of the lungs, with increased pigmentation, in certain cases of valvular disease of the heart. **cyanot'ic i.**, hardening of an organ due to chronic venous congestion with fibrous thickening of the venous walls. **fib'roid i.**, cirrhosis. **gran'ular i.**, cirrhosis. **gray i.**, non-pigmented hardening of the lung after pneumonia. **lam'inate i.**, a very thin sheet of round-cell infiltration of the corium forming the basis of a chancre. **parch'ment i.**, the same as laminate i., but somewhat thicker. **red i.**, congestion of the lungs.

in'durative. Relating to, causing, or marked by induration or hardening.

indusium, pl. **indu'sia** (in-du'zi-um) [L. a tunic.] 1. The amnion. 2. In botany, the epidermis or outgrowth of the leaf covering the sporangium in ferns. 1. **gris'eum**, a thin layer of gray matter on the upper surface of the corpus callosum.

inebriant (in-e'bri-ant) [L. *inebriare*, to intoxicate.] 1. Making drunk, intoxicating. 2. An intoxicant.

inebria'tion. Intoxication, the state of being drunk. **inebriety** (in-e'bri'e-ti) [L. *in-* intensive + *ebrietas*, drunkenness.] The habitual indulgence in alcoholic beverages in poisonous amount.

ineffec'tual. Inefficient, inadequate, not producing the desired result.

ineffica'cious. Inefficient, ineffectual.

inefficient (in-e'fish'e-nt) [L. *in-* neg. + *facere*, to make.] Ineffectual, powerless to produce the desired effect, inefficacious.

inemia, **inæmia** (in-e'mi-ah) [G. *is(in)-*, fiber, + *haima*, blood.] The presence of fibrin in the blood, causing thrombosis and embolism; inosemia, fibremia, fibrinemia.

inert' [L. *in-* neg. + *ars(art)-*, art.] 1. Slow in action, sluggish. 2. Having no therapeutic action, noting a drug.

inertia (in-er'shyah). 1. The property of matter of remaining at rest or of continuing indefinitely in the motion imparted to it, unless acted upon by some impelling or retarding force. 2. Inactivity or lack of force, noting especially feebleness of the uterine contractions in labor, *inertia uteri*.

inextre'mis [L. *extremus*, last.] At the point of death.

in'fancy. 1. The earliest period of extrauterine life, babyhood; roughly, the first two years of life. 2. In law, minority, the period prior to the twenty-first birthday. **nat'ural i.**, the period of legal irresponsibility, embracing the first seven years of life.

in'fant [L. *infans*, not speaking.] 1. A child during the first two years of life, a babe. 2. In law, a minor, a person under twenty-one years of age.

infan'ticide (L. *infans* (infant-), infant, + *caedere*, to kill.) 1. The killing of an infant. 2. One who murders an infant.

infantile (in'fan-til). Relating to an infant. 1. **li'ver**, biliary cirrhosis* of children. 1. **paral'ysis**, acute anterior poliomyelitis.* 1. **tet'anus**, trismus nascentium, trismus neonatorum.

infantilism (in-fan'til-izm) [L. *infantilis*, infantile] A state marked by extremely slow development of mind and body. **an'angioplas'tic i.**, a type of idiopathic i., supposedly due to defective development of the general vascular system. **cachec'tic i.**, a form of i., due apparently to chronic infection (malaria, tuberculosis, etc.), autointoxication, or chronic drug poisoning. **dy'sthyro'id'al i.**, i. due to imperfect metabolism consequent upon defective secretion of the thyroid gland. **hepat'ic i.**, a form associated with cirrhosis of the liver. **idiopath'ic i.**, a type of arrested physical development of indefinite causation, regarded by some as synonymous with **an'angioplas'tic i.** **intest'inal i.**, Herter type of i., a form associated with chronic intestinal trouble and possibly due to autointoxication; the bodily development is arrested with slight mental retardation, the abdomen is distended, there are frequent attacks of diarrhea, and fatigue, both bodily and mental, is induced by slight exertion. **lymphat'ic i.**, Patau's i., a form associated with lymphatism. **myxoedem'atous i.**, Brissaud type of i., infantile myxedema, cretinism. **pancreat'ic i.**, a form associated with deficiency or absence of the pancreatic secretion. **par'tial i.**, arrested development affecting a special tissue or organ, such as cryptorchism, a patent foramen ovale, etc. **symptomat'ic i.**, symptomatic nанизm* **toxem'ic i.**, intestinal i. **univer'sal i.**, Lorain type of i., a form in which the stature is dwarfed, but all the parts are correctly proportioned, and the physical development is otherwise normal except for the absence of the secondary sexual characteristics—change of voice, hairy development, etc.

infarct (in'farkt) [L. *infarcire*, to stuff.] An area of coagulation necrosis resulting from the arrest of circulation in the artery supplying the part. **ane'mic i.**, pale i. **calca'reous i.**, a deposit of calcium salts in the connective tissue. **hemor'rhag'ic i.**, red i. **pale i.**, a whitish, bloodless area of necrosis caused by arrest of circulation in the terminal artery, or resulting from decolorization of a hemorrhagic i. **red i.**, an area, red in color and swollen, the seat of hemorrhagic infiltration. **uric-acid i.**, a plugging of the tubules of the kidney in the newborn with crystals of uric acid. **white i.**, pale i.

infarction (in-fark'shun). 1. Changes produced by embolic obstruction of an end-artery in an organ.

2. The area so affected, infarct.

infect' [L. *inficere*.] To cause infection.

infect'ible. Capable of being infected

infection (in-fek'shun). Invasion by living pathogenic microorganisms of a part of the body where the conditions are favorable to their growth and whence their toxins may gain access to, and act injuriously upon, the tissues. See *contagion*.

endogenous *i.*, *i.* caused by normally non-pathogenic bacteria in the intestinal tract which have assumed a pathogenic character. **mixed** *i.*, *i.* by more than one variety of pathogenic microorganisms. **secondary** *i.*, *an* *i.*, usually septic, occurring in a person or animal already suffering from an *i.* of another nature. **terminal** *i.*, an acute infection, commonly pneumonic or septic, occurring toward the end of any disease (usually a chronic disease), and often the cause of death.

infectiousness (in-fek-she-os'ti-ti). Infectiousness.

infectious (in-fek'shyus). 1. Capable of being transmitted by infection, with or without actual contact (see *contagious*). 2. Producing an infection, infective. 3. Noting a disease due to the action of a microorganism, either animal or vegetable.

infective. Relating to an infection, infectious.

infecundity. Sterility in woman, barrenness.

infiltrate (in-fil'trät). 1. To percolate, to enter or cause to enter the pores of a substance, noting a liquid. 2. Material which has permeated or infiltrated into the tissues.

infiltration. 1. The act of passing into or interpenetrating a substance, cell, or tissue, said of gases, fluids, or matters held in solution. 2. The gas, fluid, or dissolved matter, which has entered any substance, cell, or tissue. **adipose** *i.*, fatty *i.* **cellular** *i.*, permeation of the tissues with round cells. **fat'y** *i.*, the deposit, in abnormal quantity, in the cytoplasm, of fat globules or granules not formed within the cell itself (which would be fatty degeneration). **gelatinous** *i.*, gray *i.* **gray** *i.*, a grayish infiltration filling the alveoli of the lung in the neighborhood of tubercles.

infinity [*L. in-* neg. + *finis*, end.] Infinite distance.*

firm (in-furm') [*L. in-* neg. + *firmus*, strong.] Weak or feeble in consequence of old age or disease.

infirmary (in-fur'ma-ri). A small hospital.

infirmit'y (in-fur'mi-ti). An abnormal, more or less disabling, condition of mind or body.

inflammation [*L. inflammare*; *in-* in, + *flamma*, flame.]

A morbid change or series of reactions produced in the tissues by an irritant; it is marked by an afflux of blood with exudation of plasma and leucocytes. The sensible phenomena indicating inflammation are mainly redness, heat, pain, and swelling—*rubor, calor, dolor, et tumor* of the older writers—none of which, however, is an essential sign of this condition; the redness and heat are phenomena of congestion, the pain and swelling are the result of congestion combined usually with exudation. **adhesive** *i.*, the slight phenomena of reaction occurring when a wound heals by first intention. **atrophic** *i.*, a chronic *i.* attended with an exudate of fibrinous material, the subsequent contraction of which leads to compression and atrophy of the tissues and cells. **catarrhal** *i.*, inflammation, chiefly of the mucous membranes, characterized by proliferation, degeneration, and decapsulation of the epithelial elements, with an increased watery and mucous secretion. **croupous** *i.*, acute *i.* attended with an exudation of fibrinous matter which spreads out into a tough, adherent membrane, or forms a mass of granular material. **exudative** *i.*, *i.* accompanied by the presence of an exudate consisting of serum, fibrin, and pus. **fibrinous** *i.*, croupous *i.* **fibroid** *i.*, atrophic *i.* **hyperplastic** *i.*, productive *i.* **interstitial** *i.*, *i.* characterized by hyperplasia of the supporting fibrous tissue of the part. **necrotic** *i.*, *i.* accompanied by the death of more or less of

the involved tissues. **parenchymatous** *i.*, *i.*, largely degenerative in character, affecting the special functioning cells of an organ. **productive** *i.*, *i.* accompanied by the formation of new tissue, with or without an exudate. **serous** *i.*, an *i.* of the serous membranes, accompanied by a profuse exudation of serous fluid.

inflamm'atory. Relating to, marked by, or the result of inflammation.

infla'tion [*L. in-* in, + *flare*, to blow.] Distention of a part by a liquid or a gas.

inflec'tion, inflex'ion [*L. in-* in, + *flectere*, to bend.] 1. An inward bending, diffraction. 2. A change of tone or pitch in the voice.

inflorescence (in'flor-es'ens) [*L. inflorescere*, to begin to blossom.] The structure of a flower-cluster, including the presence or absence of flower-stalks, and, when present, their relative lengths and relation to each other. **definite** *i.*, cymose *i.*, one in which the oldest flower is in the center, its axis ceasing to grow, while the younger flowers grow up around it. **indefinite** *i.*, racemose *i.*, one in which the youngest flowers are in the center, overtopping the older lateral branches.

influenza (in-flu-en'zah) [*It. influence*.] The grip; an acute infectious disease caused by Pfeiffer's bacillus, characterized by fever, catarrhal inflammation of the respiratory or gastroenteric tract, or profound nervous disturbances marked by headache, insomnia, convulsions, delirium, neuritis, or mental depression. Three types are recognized: respiratory, gastroenteric, and nervous, according as the symptoms referable to one or another of these systems predominate; serious affection of the circulatory system is also a frequent complication or sequel.

influen'zal. Relating to, marked by, or resulting from, influenza.

infol'd'. To inclose within a fold, as in the operation of "infolding" an ulcer of the stomach, in which the walls of the organ on either side of the lesion are brought together and sutured.

in'footed. Pigeon-toed, standing or walking with the toes turned in.

infra- [*L. below*.] A prefix denoting a position below the part denoted by the word to which it is joined.

infraaxillary (in'frah-aks'il-a-ri). 1. Below the axilla. 2. In botany, below the axil of the leaf.

infraclavicular. Below the clavicle.

infraconstrictor. The inferior constrictor muscle of the pharynx.

infracortical. Beneath the cortex of the brain or kidney; subcortical.

infracostal. Below a rib or the ribs.

infracotyloid. Below the acetabulum or cotyloid cavity.

infrac'tion [*L. infractus*; *infringere*, to break.] A fracture, especially one without displacement.

infradiaphragmatic (in'frah-di'ah-frag-mat'ik). Subdiaphragmatic, below the diaphragm.

infraglenoid (in'frah-gle-noyd). Below the glenoid fossa of the temporal bone or the glenoid surface or cavity of the scapula. *i. impres'sion*, tuberositas infraglenoidialis.

infraglottic. Below the glottis, subglottic.

infrahyoid (in'frah-hi'oyd). Below the hyoid bone, noting especially a group of muscles: sternohyoideus, sternothyroideus, thyroideus, and omohyoideus.

inframamm'ary. Below the mammary gland.

inframandib'ular. Beneath the mandible or lower jaw.

inframarg'inal. Below any margin or edge.

inframaxillary. Submaxillary, inframandibular.
infraorbital (in'frah-or'bi-tal). Beneath the orbit or in the floor of the orbit.
infrapatellar. Below the patella, noting especially a bursa and a pad of fat, the ligamentum mucosum, or plica* synovialis patellaris.
infra-red. Beyond the red end of the spectrum, noting certain invisible heat-rays.
infrascapular. Below the scapula. *i. artery*, a small branch of the arteria circumflexa scapulae.
infraspina'tus. See under *musculus*.
infraspino'sus. Below a spine or spinous process; specifically below the spine of the scapula, noting the *i. fossa*, forming the greater part of the posterior surface of the scapula.
infrasternal. Below the sternum.
infratemporal. Below the temporal fossa. *i. crest*, pterygoid ridge, a rough line on the external surface of the great wing of the sphenoid, separating the temporal from the zygomatic fossa. *i. fossa*, zygomatic fossa.
infrathoracic (in-frah-tho-ras'ik). Below or at the lower portion of the thorax.
infratonsillar. Below the faucial tonsil.
infratrochlear (in'frah-trok'le-ar). Below the trochlea or pulley of the obliquus superior muscle of the eye.
inframamillary (in'frah-um-bil'i-kal). Below the umbilicus.
infriction. The application of liniments or ointments combined with friction.
infundibular. Relating to an infundibulum. *i. extract*, an extract of the infundibular portion of the hypophysis* cerebri.
infundibuliform (in-fun-dib'u-li-form) [*L. infundibulum*, funnel, + *forma*, form.] Funnel-shaped. *i. fascia*, the reflection of the transversalis fascia over the structures entering the inguinal canal at the internal abdominal ring.
infundibulin (in-fun-dib'u-lin). A 20 per cent. solution of an extract of the posterior lobe of the hypophysis cerebri.
infundibulo-ovarian. Relating to the fimbriated extremity of a Fallopian tube and the ovary. *i. ligament*, fimbria ovarica.
infundibulopelvic. Relating to any two structures called infundibulum and pelvis, such as the expanded portion of a calyx and the pelvis of the kidney, or the fimbriated extremity of the Fallopian tube and the pelvis. *i. ligament*, a part of the broad ligament of the uterus, called also the suspensory of the ovary, which descends from the false pelvis and contains the ovarian vessels and nerves.
infundibulum, pl. *infundibula* [*L. a funnel*.] A funnel or funnel-shaped structure or passage. Specifically, (1) the hollow stalk of the hypophysis cerebri leading to the third ventricle; (2) free cranial extremity of the Müllerian duct; (3) dilated fimbrial extremity of the Fallopian tube; (4) expanding portion of a calyx as it opens into the pelvis of the kidney; (5) the narrowing of the right ventricle toward the origin of the pulmonary artery, the conus arteriosus; (6) termination of a bronchiole in the alveolus; (7) termination of the cochlear canal beneath the cupola; (8) passage leading from the middle meatus of the nose to the frontal sinus and some of the ethmoid cells; (9) the hollow in an incisor tooth of a horse, see *mark*.
infundin. Trade name of an extract of the posterior lobe of the pituitary body (infundibulum).
infusible (in-fu'zi-bl). 1. Incapable of being melted or fused. 2. Capable of being made into an infusion.

infusion [*L. in*, into, + *fundere*, to pour.] 1. The process of steeping a substance in water, either cold or hot but below the boiling point, in order to extract its soluble principles; distinguished from decoction, which is effected with boiling water. 2. A medicinal preparation obtained by steeping the crude drug in water; for the official infusions see *infusum*.

infusodecoction (in-fu'zo-de-kok'shun). 1. Infusion followed by decoction. 2. A medicinal preparation made by steeping the crude drug first in cold water and then in boiling water.

Infusoria [*L. infusum*, infusion, the term being originally applied to all animalcules found in infusions or stagnant waters.] Ciliophora; a subphylum (or class) of *Protozoa*, the members of which have a generative micronucleus and a vegetative macronucleus, and are provided with cilia, either free or fused into membranes; the cilia may be permanent or present only in the early stages.

infusum, gen. *infusi*, pl. *infusa* [*L. neut. of infusus*; *infundere*, to pour in.] Infusion, *is* a class of pharmacopoeial preparations made by pouring water (hot or cold, according to directions) over vegetable substances, allowing it to stand for some time, and then straining; the general formula for infusions is 50.0 of the vegetable substance, coarsely comminuted, to 1000.0 of water, usually boiling. There are three infusions in the U.S.P., and twenty-one in the B.P.

i. atri, 2 parts of powder of jequirity seeds to 15 of water at 120° F., employed externally in the treatment of granular lids.

i. alstoniae (B.A.), dita or alstonia bark 1, water 20; dose, 3-1 (15.0-30.0).

i. andrographidis (B.A.), infusion of andrographis 1 part boiled for 15 minutes in 20 parts of water; dose, 3-1 (15.0-30.0).

i. auranti (Br.), infusion of orange peel: cut orange peel 1 ounce, water 20 fluidounces; tonic and stomachic in doses of 3-2 (30.0-60.0).

i. auranti compositum (Br.), compound infusion of orange peel; orange peel 1/2 ounce, lemon peel 1/2 ounce, bruised cloves 55 grains, distilled water 20 fluidounces; stomachic and carminative in doses of 3-2 (30.0-60.0).

i. azadirach'tae (B.A.), infusion of azadirachta 1 part in 100 of cold water; dose, 3-1 (15.0-30.0).

i. buchu (Br.), infusion of buchu; buchu leaves 1 ounce, water 20 fluidounces; diuretic in doses of 3-2 (30.0-60.0).

i. calumbae (Br.), infusion of columbo; bruised calumba root 1 ounce, water 20 ounces; bitter tonic in doses of 3-2 (30.0-60.0).

i. caryophylli (Br.), infusion of cloves; bruised cloves 1/2 ounce, water 20 fluidounces; carminative in doses of 3-2 (15.0-60.0).

i. cascari'llae (Br.), infusion of cascarrilla; powdered cascarrilla bark 1 ounce, boiling water 20 fluidounces; dose, 3-2 (30.0-60.0).

i. chire'tae (Br.), infusion of chiretta; chiretta 1 ounce, water 20 ounces; simple bitter in doses of 3-2 (30.0-60.0).

i. cinchonae ac'idum (Br.), acid infusion of cinchona; powdered red cinchona bark 1 ounce, aromatic sulphuric acid 2 fluidrachms, boiling water 20 fluid ounces; bitter tonic in doses of 3-2 (30.0-60.0).

i. concentratum, concentrated infusion, a preparation made of such a strength that the addition of 7 volumes of water will be of approximately the strength of the official (B.P.) infusion.

i. coccin'li (B.A.), infusion of coccinium; 1 part in 20 of boiling water; dose, 3-1 (15.0-30.0).

i. cuspa'riae (Br.), infusion of cusparia or angustura; powdered cusparia bark 1 ounce, boiling water 20 fluidounces; employed in atonic dyspepsia in doses of 3-2 (30.0-60.0).

i. digitalis (U.S., Br.), infusion of digitalis, *do.*

alis leaves 15.0, cinnamon water 150.0, water to make 1000.0; dose, 3-4 (8.0-16.0).

L. ergotæ (Br.), infusion of ergot; powdered ergot $\frac{1}{2}$ ounce, boiling water 10 fluidounces; dose, 3-2 (30.0-60.0).

L. gentiænæ composítum (Br.), compound infusion of gentian; gentian root and bitter orange peel each 55 grains, lemon peel $\frac{1}{2}$ ounce, boiling water 10 fluidounces; tonic in doses of 3-1 (15.0-30.0).

L. gentiænæ composítum fortius (N.F.), stronger compound infusion of gentian; gentian 50, coriander 13, bitter orange peel 13, alcohol to make 400; tonic in dose of 3-1 (2.0-4.0).

L. hémull, i. lupuli.

L. krameriæ (Br.), infusion of krameria or rhatany; krameria root 1 ounce, boiling water 20 fluidounces; given in diarrhea in doses of 3-2 (30.0-60.0).

L. lupuli (Br.), infusion of hops; hops 1 ounce, boiling water 20 fluidounces; mild hypnotic and sedative in doses of 3-2 (30.0-60.0).

L. pruní virginianæ (U.S.), infusion of wild cherry; powdered wild cherry bark 40.0, glycerin 50.0, cold water to make 1000.0; employed for the relief of a hacking cough in doses of 3-3 (30.0-90.0).

L. quasæ (Br.), infusion of quassia; scraped quassia wood 88 grains, cold distilled water 20 fluidounces; bitter tonic in doses of 3-2 (30.0-60.0).

L. rhæi (Br.), infusion of rhubarb; sliced rhubarb root 1 ounce, boiling distilled water 20 fluidounces; laxative in doses of 3-2 (30.0-60.0).

L. rosæ acídium (Br.), acid infusion of rose; red rose petals $\frac{1}{2}$ ounce, dilute sulphuric acid 2 fluidrachms, boiling distilled water to make 20 fluidounces; employed in stomatitis, pharyngitis, and the night sweats of phthisis in doses of 3-3 (30.0-90.0).

L. rosæ composítum (N.F.), compound infusion of rose; red rose petals 13, dilute sulphuric acid 9, sugar 40, boiling water to 1000; used as a vehicle to disguise the taste of bitter drugs, in doses of 3-4 (8.0-16.0).

L. scopæ (Br.), infusion of broom; broom tops 3 ounces, boiling water 20 fluidounces; diuretic in doses of 3-1 (15.0-30.0).

L. senegæ (Br.), infusion of senega; powdered senega root 1 ounce, boiling water 20 fluidrachms; expectorant in doses of 3-2 (30.0-60.0).

L. sennæ composítum (U.S.), compound infusion of senna, black draught; senna 60.0, manna 120.0, magnesium sulphate 120.0, fennel 20.0, boiling water 600.0, steep for half an hour and add cold water 200.0; purgative in doses of 3-4 (60.0-120.0).

L. serpentariæ (Br.), infusion of serpentary; powdered serpentaria 1 ounce, boiling water 20 ounces; employed in chronic dyspepsia in doses of 3-2 (30.0-60.0).

L. tinosporæ (B.A.), infusion of tinospora or of guaiacha, 1 part in 10 of cold water; dose, 3-1 (15.0-30.0).

L. toddalíæ (B.A.), infusion of toddalia or of lopez-root; 1 part to 10 of boiling water; employed, like infusion of cusparia, as a stomachic tonic in doses of 3-2 (30.0-60.0).

L. uva ursi (Br.), infusion of bearberry; uva ursi 1 ounce, boiling water 20 fluidounces; diuretic in doses of 3-2 (30.0-60.0).

ingesta (in-jes'tah) [pl. of *L. ingestum*; *ingerere*, to 'carry in.'] Food taken into the body.

ingestion (in-jes'chun). The introduction of food and drink into the stomach.

ingestive. Relating to ingestion.

ingivies (in-glu'vi-éz) [L.]. The crop of a bird.

ingluvin. A digestive substance resembling pepsin, obtained from the gizzards of fowls; employed as a digestant and to relieve the vomiting of pregnancy, in doses of gr. 5-15 (0.3-1.0).

Ingras'sia or **Ingras'sia's** apophyses or wings [Giovanni Filippo Ingrassia, Italian anatomist, 1510-1580.] The lesser wings of the sphenoid bone.

ingravescent (in'grá-ves'ent) [L. *ingravescere*, to grow heavier.] Increasing in severity.

in'goan, gen. *in'guinis* [L.]. The groin.

inguinal (in'gwi-nal). Relating to the groin. **i. canal'**, the canal in the lower part of the abdominal wall, transmitting the spermatic cord in the male and the round ligament in the female. **i. fos'sa**, fovea inguinalis. **i. lig'ament**, Poupert's ligament, ligamentum* inguinale. **i. re'gion**, iliac region, the lowest lateral abdominal* region on either side of the hypogastric or pubic region. **i. tri'gone**, (1) Henke's* trigone; (2) Scarpa's* triangle.

inguinocru'al. See under *hernia*.

inguinodynia (in'gwi-no-din't-ah) [L. *inguen* (in-guin-), groin, + G. *odyné*, pain.] Pain in the groin.

inguinola'bial. Relating to the inguinal canal and the labium majus on the same side, noting an inguinal hernia descending into the labium.

in'guinoproperiton'eal. See under *hernia*.

inguinoscro'tal. Relating to the inguinal canal and the scrotum, noting an inguinal hernia descending into the scrotum alongside the tunica vaginalis testis.

inha'lant. That which is inhaled; a remedy given by inhalation.

inhalation [L. *in*, in, + *halare*, to breathe.] 1. Inspiration, drawing in the breath. 2. Drawing a medicated vapor in with the breath. 3. A medicated liquid intended for inhalation in the form of vapor.

inhale'. To draw in the breath, to inspire.

inha'ler. 1. A mask-like apparatus over the nose and mouth, through which to breathe when the air is cold and raw or laden with dust or noxious vapors. 2. An apparatus for administering remedies by inhalation.

inhe'rent [L. *in*, in, + *herere*, to stick.] Intrinsic, forming a necessary part.

inhibition (in-hi-bish'on) [L. *inhibere*, to restrain.] The diminution or arrest of function in an organ. Interference in the cerebral pathways between an afferent impulse and the direct motor response.

inhib'itor. 1. An agent which restrains or retards physiological action. 2. A nerve, stimulation of which represses the activity of the part supplied by it.

inhib'itory. Restraining, preventing. **i. nerve**, inhibitor (2).

in'iac, in'ial. Relating to the inion.

in'iad [L. *ad*, to.] In a direction toward the inion, or occiput.

iniencephalus (in'i-en-sef'a-lus) [G. *inion*, back of the head, + *enkephalos*, brain.] A monster with a cranial defect at the occiput, the brain being exposed or protruding.

inion (in't-on) [G. nape of the neck.] The external occipital protuberance used as a fixed point in craniometry.

in'iope [G. *inion*, back of the head, + *ops*, eye, face.] A double monster with a single head which anteriorly presents a complete face, but posteriorly only a portion of one, as, for example, one eye; the body is usually single above the umbilicus, double below.

initial (in-ish'al) [L. *initium*, beginning.] Incipient, relating to a beginning.

initis (in-i'e'tis) [G. *is* (in-), fiber, + *-itis*.] 1. Inflammation of fibrous tissue. 2. Myositis.

inject' [L. *injicere*, to throw in.] To introduce into the body, noting a fluid thrown into one of the cavities, beneath the skin, or into a blood-vessel; see *injection*.

inject'able. 1. Capable of being injected into anything. 2. Capable of receiving an injection.

in'ject'ed. 1. Noting a fluid introduced into the body. 2. Having the blood-vessels visibly distended with blood; congested.

injection, gen. *injection'nis*, pl. *injection'nes* (in-jek'shyo) [L. *injacere*, to throw in.] Injection. 1. **apomorphi'næ hypodermica** (Br.), hypodermic injection of apomorphine; apomorphine hydrochloride gr. 1, diluted hydrochloric acid ℥ 1 boiled distilled water ℥ 110; dose, ℥ 2-8 (0.13-0.5). 1. **cocain'æ hypodermica** (Br.), hypodermic injection of cocaine; cocaine hydrochloride gr. 33, salicylic acid gr. 4, boiled distilled water 36; dose, ℥ 2-5 (0.13-0.3). 1. **ergo'tæ hypodermica** (Br.), hypodermic injection of ergot; extract of ergot gr. 100, phenol gr. 3, boiled distilled water to make ℥ 330; dose, ℥ 5-10 (0.3-0.6). 1. **hypodermica**, a class of preparations of the B.P. suitable for hypodermic injection; four only are official. In the United States the *injectiones hypodermicae* are prepared extemporaneously by means of soluble tablets each containing one dose of the remedy. 1. **morphi'næ hypodermica** (Br.), hypodermic injection of morphine; morphine tartrate gr. 50, boiled distilled water ℥ 1100; dose, ℥ 1-5 (0.06-0.3).

injection (in-jek'shun) [L. *injection*.] The introduction of a medicinal substance or nutrient material, in fluid form, into the subcutaneous cellular tissue (*subcutaneous* or *hypodermic*), the muscular tissue (*intramuscular*), a vein (*intravenous*), the rectum (*rectal i.*, *clyster*, or *enema*), the vagina (*vaginal i.*, or *douche*), the urethra, or other canals or cavities of the body.

in'jure. To wound, to hurt.

in'jury [L. *injuria*; *in-* neg. + *jus* (*jur-*), right.] Damage, wound, trauma.

in'lay. In dentistry, a solid filling, made the shape of a cavity, and then inserted and secured with cement.

in'let. A passage leading into a cavity. **pelvic i.**, *apertura* pelvis superior* [BNA], the upper opening into the pelvis the circumference of which is the brim of the pelvis.

In'man's disease [Thomas Inman, English physician, 1820-1876.] Myalgia.

innate [L. *in*, in, + *natus*, born.] Inborn.

innervat'ion. Distribution of the nerves in a part. **innidulation** (in-id-i-a'shun) [L. *in*, in, + *nidus*, nest.]

The arrest and multiplication of cells in a new part of the body to which they have been carried; metastasis, colonization, indenzation.

inn'ocent [L. *in-* neg. + *nocere*, to injure.] Benign.

Innoc'ua. The non-poisonous serpents; see *Venenosa*.

innoc'uous [L. *innocuus*.] Harmless, innoxious.

innominate (in-nom'i-na-tal). Relating to the innominate bone.

innom'inate [L. *in-* neg. + *nomen*, name.] Nameless. 1. **ar'tery**, see under *arteria*. 1. **bone**, haunch bone, hip bone, os* *coxæ*.

innoxious (in-ok'shus) [L. *innoxius*.] Harmless, innocuous.

itrit'ion (in-nu-trish'on). Lack of nutrition.



INIOPS.

in'oblast [G. *is* (*in-*), fiber, + *blastos*, germ] An embryonic connective-tissue cell.

inochondritis (in'o-kon-dri'(dre')tis) [G. *is* (*in-*), fiber, + *chondros*, cartilage, + *-itis*.] Inflammation of a fibrocartilage.

inochondroma (in'o-kon-dro'mah) [G. *is* (*in-*), fiber, + *chondros*, cartilage, + *-oma*.] A chondroma containing much fibrous tissue; a tumor composed of fibrocartilaginous elements; fibrochondroma.

inoculabil'ity. The quality of being inoculable.

inoc'ulable. 1. Transmissible by inoculation. 2. Susceptible to a disease transmissible by inoculation.

inoc'ulate [L. *inoculare*; *in*, in, + *oculus*, eye.] To introduce the virus of a disease into the subcutaneous tissue or a blood-vessel or through an abraded or absorbing surface.

inocula'tion. Introduction of the virus of a disease into the body.

in'ocysto'ma [G. *is* (*in-*), fiber, + *kystis*, cyst, + *-oma*.] A fibrous tumor undergoing cystic degeneration.

inocyte (in'o-sit) [G. *is* (*in-*), fiber, + *kytos*, a hollow (a cell).] A fiber-cell, an elongated cell of fibrous tissue.

inoepithelioma (in'o-ep-i-the-li-o'mah). An epithelioma mixed with fibrous tissue.

in'ogen [G. *is* (*in-*), muscle, + *genesis*, I produce.] A hypothetical substance in muscular tissue, which is supposed to be decomposed during contraction and to be reformed during rest of the muscle.

inogen'esia [G. *is* (*in-*), sinew, muscle, + *genesis*, production.] Formation of fibrous or muscular tissue.

inoglia (in-og'li-ah) [G. *is* (*in-*), fiber, + *glia*, glue.] The basement or ground substance, either homogeneous or fibrillar, of connective tissue; fibrogia.

inohymenitis (in-o-hi-men-i'(e')tis) [G. *is* (*in-*), fiber, + *hymen*, membrane, + *-itis*.] Inflammation of an aponeurosis or other fibrous membrane.

inoliomyoma (in'o-li'o-mi-o'mah) [G. *is* (*in-*), fiber, + *leios*, smooth, + *mys* (*myo-*), muscle, + *-oma*.] A tumor of smooth muscular tissue.

in'olith [G. *is* (*in-*), fiber, + *lithos*, stone.] A concretion formed from or in fibrous tissue.

ino'ma [G. *is* (*in-*), fiber, + *-oma*.] A fibroid tumor, fibroma.

inomyoma (in-o-mi-o'mah) [G. *is* (*in-*), fiber, + *mys* (*myo-*), muscle, + *-oma*.] A myoma containing much fibrous tissue; fibromyoma.

inomyositis (in-o-mi-o-si'(se')tis) [G. *is* (*in-*), fiber, + *mys* (*myo-*), muscle, + *-itis*.] Chronic inflammation of a muscle with an overgrowth, or hyperplasia, of the connective tissue.

inomyxo'ma [G. *is* (*in-*), fiber, + *myxa*, mucus, + *-oma*.] A mixed inoma, or fibroma, and myxoma.

inoneuroma (in'o-nu-ro'mah) [G. *is* (*in-*), fiber, + *neuron*, nerve, + *-oma*.] A mixed inoma and neuroma.

inopet'ic. Relating to inopexia. 1. **diath'esis**, a state of body marked by a tendency to coagulation of fibrin resulting in thrombosis or embolism.

inop'erable. That cannot be operated upon or that cannot be relieved by operation.

inopex'ia [G. *is* (*in-*), fiber, + *petis*, fixation.] Coagulation of the blood in the vessels during life.

inorgan'ic. Not organic, not relating to living organisms. 1. **chem'istry**, the chemistry of substances not containing carbon.

inosclero'sis [G. *is* (*in-*), fiber, + *sklerosis*, hardness.] 1. Sclerosis by increase of fibrous tissue. 2. Increased density of fibrous tissue.

inoscopy [G. *is(in-)*, fiber, + *skopeō*, I look at.] Examination of fibrinous deposits in fluids, usually to determine the presence or absence of microorganisms.

inosculate [L. *in*, in, + *osculum*, dim. of *os*, mouth.] Anastomose.

inosculation. Anastomosis

inose. Inosite.

inosemia, **inosmia** (in-o-se'mi-ah) (*inose* + G. *haima*, blood.) The presence of inosite, or muscle-sugar, in the blood.

inose [G. *is(in-)*, muscle.] Muscle-sugar, inose, a sugar, $C_6H_{11}O_6 + 2H_2O$, found in the cardiac muscle, the brain, kidneys, and other organs.

inosis (in-o-si'(se')tis) [G. *is(in-)* fiber, + *-itis*.] Inflammation of fibrous tissue.

inosuria (in'o-si-tu'ri-ah) [*inosite* + G. *ouros*, urine.] The presence of inosite in the urine.

inosteatoma (in-os'te-ā-to'mah) [G. *is(in-)*, fiber, + *stear*(steat-), fat, + *-ōma*.] A fibrofatty tumor.

inosuria. Inosituria.

inotagma [G. *is(in-)*, muscle, + *tagma*, an order, arrangement.] A contractile element in the protoplasm.

inotropic (in'o-trop'ik) [G. *is(in-)*, muscle, + *tropos*, a turning, influencing.] Influencing the contractility of muscular tissue.

inquest (in'kwest) [L. *in*, in, + *querere*, to seek.] A legal inquiry into the cause of a sudden or violent death.

inquiline (in'kwī-lin) [L. *incolus*, an inhabitant.] A variety of parasite which lives in the shelter provided by the other (as an oyster-crab within the shell of the oyster), but does not necessarily derive its food from its host, being often a commensal.*

invalivate [L. *in* + *saliva*.] To mix the food with saliva during mastication.

invalvation. The mixing of the food with saliva.

invalubrious (in'sa-lu'bri-us) [L. *in-* neg. + *saluber*, healthful.] Unwholesome, unhealthful, insatiable.

insane [L. *in-* neg. + *sanus*, sound, sane.] 1. Of unsound mind, deranged, crazy, non compos mentis, lunatic. 2. Relating to insanity. *i. asylum*, an institution for the care of the insane. *i. car*, othematoma.

insanitary [L. *in-* neg + *sanus*, sound.] Unhealthful, insalubrious, injurious to health, not sanitary.

insanity [L. *insanitas*; *in-* neg. + *sanus*, sound, sane.] A more or less permanent unsoundness of mind, mental disease; a condition marked by abnormality of the reasoning faculty, delusions, illusions, or hallucinations, with irresponsibility and a lack of understanding of the nature of one's speech and actions; lunacy, craziness. It is an acquired condition and so distinguished from idiocy or imbecility, and is chronic, thus distinguished from the delirium of fever or shock.

alcoholic i., a form of toxic i., due to the immoderate indulgence in alcoholic beverages. **choreic i.**, an infectious psychosis sometimes associated with chorea, which usually assumes a confusional form. **circular i.**, a disease marked by an alternation of periods of mania, of melancholia, and of mental health. **climacteric i.**, any form of mental disease occurring about or at the close of middle life. **communicated i.**, a form of folie à deux in which the delusional ideas of one person are accepted by the second, by a species of mental contagion, but only after prolonged resistance, this period of resistance distinguishing it from imposed i. **compulsive i.**, a mental state marked by an obsession or fixed idea which often compels to acts against the will

and despite the anxious resistance of the patient. **confusional i.**, a psychosis following some acute infection: profound shock, or chronic intoxication; it begins as delirium, which is followed by great mental confusion with hallucinations and unsystematized delusions and sometimes by stupor; recovery is usual. **cyclic i.**, circular i. **degenerative i.**, phrenasthenia or psychasthenia occurring in the degenerative period of life. **delusional i.**, paranoia. **drug i.**, a toxic i. due to the use of some drug such as opium or cocaine. **hysterical i.**, an exaggerated form of psychasthenia with emotional crises of hysterical nature. **imposed' i.**, folie à deux, a psychosis, often of paranoid form, affecting two persons who are intimately associated; the one on whom the mental disturbance has been imposed may recover if removed from the original sufferer. **impulsive i.**, a condition in which a sudden morbid impulse arises and drives the patient at once, without reflection or attempt at resistance, to the commission of some act. **induced' i.**, communicated i. **manic-depressive i.**, an alternation of mania and melancholia. **moral i.**, an irresistible impulse to commit wrong or immoral acts, pathomania. **puerperal i.**, any form of mental disease, usually either confusional i. or manic-depressive i., sometimes occurring in women during the early puerperal period. **senile i.**, degenerative i. occurring in the aged. **simultaneous i.**, a form of folie à deux, in which the same psychosis appears at the same time in two intimately associated and mentally predisposed individuals. **toxic i.**, a psychosis, usually confusional i., due to the action of some poison, such as alcohol, opium, etc., or to autotoxemia. **vollitional i.**, i. marked especially by perversion of the will power.

alcoholic, mania a potu, delirium tremens, alcoholomania, enomania, enomania dipsomania, congenital, idiocy, imbecility, cretinism, degenerative, psychasthenia, phrenasthenia, delusional, paranoia, doubting, see under *phobia*, emotional, pathomania, erotic, nymphomania, satyriasis, fatuous, moria, furious, acromania, acrothyria, grandiose, megalomania, homicidal, androphomania, hysterical, hystermania, imposed, folie à deux, inquisitive, parateroseomania, loquacious, moria marked by terror, enosomania, moral, pathomania, cathesomania, neurasthenic, psychasthenia, phrenasthenia. On a few subjects, oligomania. on one subject, monomania. paralytic, paresis. polyneuritic, Korsakoff's syndrome. pubertal, hebephrenia, dementia præcox, puerperal, maiensomania, tocomania, religious, entheomania, demonomania, hieromania, senile, dementia, presbyophrenia, dotardness. specialist in, psychiatrist, psychiatrist, alienist, "mad-doctor." stuporous, narcomania, catatonia, suicidal, miszoia. treatise on, manigraphy, manigraphy, voluble, logomania. with cruel impulses, diastrophia, with exaltation, mania, hyperphrenia. with incendiary impulses, pyromania. with loss of mental faculties, dementia, amnesia. with loss of will power, abulomania. with mental depression, melancholia, hypomania. with morbid fears, see under *phobia*. with one idea, monomania. with pleasing delusions, habromania, amenomania. with thieving impulses, cleptomania.

inscriptio (in-skip'shyo) [L. *in*, in, + *scribere*, to write.] Inscription. *i. tendin'ea*, tendinous inscription, a tendinous band or partition running across a muscle.

inscription [L. *inscriptio*.] The main part of a prescription, that which indicates the drugs and the quantity of each to be used in the mixture.

insect [L. *insectum*; *in*, in, + *secare*, to cut.] An invertebrate creature, with many legs, and usually with fully developed or rudimentary wings, the body of which is divided into segments comprising head, thorax, and abdomen; the term

is loosely applied to legged terrestrial invertebrates of many kinds, whether segmented or not.

insecticide [L. *insectum*, insect, + *cadere*, to kill.] 1. Causing the destruction of insects in the widest sense of the term. 2. An agent which kills insects.

insemination. The deposit of semen in the vagina during coitus.

insober'ation [L. *in-* neg. + *sensibilis*, sensible.] 1. Unconscious. 2. Not appreciable by the senses.

insertion (in-sur'shun) [L. *in*, in, + *serere*, to plant.] 1. A putting in. 2. The attachment of a muscle to the more movable part of the skeleton, as distinguished from *origin*. **velamen'tous** i., a form of insertion of the fetal blood-vessels into the placenta, in which they separate before reaching that structure and make their way to it in a fold of amnion.

inshathed (in-shédhd'). Enclosed in a sheath or capsule; encysted.

insidious [L. *insidiosus*, cunning.] Treacherous, stealthy; noting a disease which progresses with few or no symptoms to indicate its gravity.

in si'tu [L. *situs*, site.] In position.

insolation [L. *insolare*, to place in the sun.] Sun-stroke.

insol'uble. Not soluble.

insom'nia [L. *in-* priv. + *somnus*, sleep.] Anhypnosis, wakefulness; inability to sleep, in the absence of external impediments, such as noise, a bright light, etc., during the period when hypnosis should normally occur; it may vary in degree from restlessness or disturbed slumber to a curtailment of the normal length of sleep or to absolute wakefulness.

inspect' [L. *inspicere*, to examine.] To examine by means of the sight.

insper'sion [L. *inspergere*, to scatter upon.] Sprinkling with a fluid or a powder.

inspiration [L. *in*, in, + *spirare*, to breathe.] The act of breathing in, inhalation.

inspirator. 1. Inhaler. 2. Respirator.

inspi'ratory. Relating to an inspiration.

inspire'. To breathe in, to take a breath, to inhale.

inspirom'eter [L. *inspirare*, to breathe in, + G. *metron*, measure.] An instrument for measuring the force, frequency, or volume of the inspirations.

inspis'sated [L. *in-* intensive + *spissare*, to thicken.] Thickened by evaporation or absorption of fluid.

inspiassa'tion. 1. The act of thickening by evaporation or by the absorption of fluid. 2. An increased thickness or diminished fluidity.

in'step. The arch, or highest part of the dorsum of the foot.

instilla'tion [L. *instillare*, to pour in by drops.] The dropping of a liquid on or in a part.

in'stillator. A dropper.

in'stinct [L. *instinctus*, impulse.] The unreasoning impulse to perform some purposive action without an immediate consciousness of the end to which that action will lead.

instinc'tive. Relating to instinct.

institute (in'stí-tút) [L. *instituere*, to set up.] 1. An association of persons for a definite purpose, especially for the performance of literary or scientific work or teaching. 2. An institution.

instituti'on. A building or establishment for the promotion of some literary, educational, scientific, or philanthropic purpose.

in'strument [L. *instrumentum*, tool.] A tool or implement.

instrumen'tal. Done by the aid of mechanical appliances.

insucca'tion [L. *insucare*, to soak in.] Macerating, soaking, especially of a crude drug to prepare it for further pharmaceutical operation.

insufficiency (in-su-fish'en-se). Lack of completeness of function or of power, inadequacy; incompetency (noting defective closure of a cardiac valve.) **hepat'ic** i., defective functional activity of the liver cells. **i. of the eyelids**, a condition in which the eyelids are closed only by spasmodic effort, and remain open during sleep. **muscular** i., failure of any muscle to contract with its normal force, especially such failure of any of the eye muscles. **renal** i., defective functional activity of the kidneys whereby some of the waste products of the body are retained. **thyroid** i., hypothyroidism. **valvular** i., failure of the cardiac valves to close perfectly, regurgitation of blood being the result.

insuf'flate [L. *in*, in, + *sub*, under, + *flare*, to blow.] To blow into; to fill the lungs of an asphyxiated newborn infant by blowing into the mouth and nose, or to blow a medicated powder into a cavity.

insufflation. The act or process of insufflating.

insufflator. An instrument for blowing a powder into the nose or other cavity.

insula, gen. and pl. *in'sulæ* (in'su-lah) [L. *insula*] 1. [BNA] Island, island of Reil, central lobe of the cerebrum a cerebral lobe or group of convolutions in the depth of the fissure of Sylvius. 2. Any circumscribed body or a patch on the skin. **i. mac'ula**, macula alba. **i. tendin'ea**, macula alba. **Langerhans' i.**, Langerhans' islands.

in'sular. Relating to any insula, especially the island of Reil.

in'sulate [L. *insulare*, to make like an island.] To prevent the passage of electricity to the earth, by the interposition of a non-conducting substance such as glass or rubber.

insula'tion. 1. The act of insulating. 2. The non-conducting substance by which electricity is prevented from escaping. 3. The state of being insulated.

in'sulator. A non-conducting material by means of which insulation is effected.

in'sult [L. *insultus*.] 1. An injury or trauma. 2. See *insultus*.

insult'us [L. *insultare*, to leap upon.] Attack, as **i. apoplecticform'is**, **i. epilepticform'is**, **i. syncop'us** (fainting), etc.

insur'able in'terest. A condition existing between the beneficiary and the holder of a life-insurance policy according to which the former naturally desires that the latter shall live. Such a condition holds in the case of husband and wife or those of near kindred, of employer and employee, of partners in business, etc. A beneficiary who has no insurable interest in the life of the insured cannot recover the amount of the policy in case of the death of the latter. In Canada the law provides that if the insured pays the premium the beneficiary can recover the amount of the policy, even if he have no insurable interest.

insu'rance [O. Fr. *enseurer*; L. *in*, in, + *securus*, sure, secure.] The agreement by one party to pay a definite sum to another party in the event of illness, accident, death, or pecuniary loss of one kind or another. **accident** i., the guarantee by a company to pay to the insured a definite sum, either in one payment or weekly during the period of disablement, in case of accident. **health** i., i. of the same character as accident. **i. the stated sum being guaranteed in case of illness not due to accident**. **industrial** i., a form of life

insurance in which policies of small amounts are issued, the premium being paid in weekly or monthly installments. *life i.*, see *life*-insurance*. *step-rate i.*, see *natural premium**. *term i.*, see *term policy**.

insusceptibility (in'sus-sep'ti-bil'i-ti). Lack or absence of susceptibility, immunity.

integration [L. *integrare*; *integer*, whole.] Building up by accretion, anabolism.

integument [L. *integumentum*, covering.] 1. The enveloping membrane of the body, integumentum* commune. 2. The rind, capsule, or covering of any body or part.

integumentary (in-teg-u-men'ta-ri). Relating to the integument, cutaneous, dermal.

integumentum [L.] Integument. 1. commune [BNA], the common integument, cutis, derma, skin; the membrane covering the body and continuous, at the various orifices, with the mucous membrane of the alimentary, respiratory, and urogenital tracts; it is composed of two strata: the superficial epidermis and the deep dermis or corium, and contains the sweat and sebaceous glands, the hair-follicles, and the touch corpuscles.

intelligere [L. *intelligere*, to understand.] The understanding, mind.

intemperance [L. *intemperantia*.] Lack of moderation, excess in the indulgence of any of the appetites, especially in eating and drinking.

intemperant. 1. One who indulges to excess in the use of alcoholic beverages. 2. Intemperate.

intemperate [L. *in-neg.* + *temperare*, to moderate.] Immoderate in any indulgence, especially addicted to the misuse of alcoholic beverages.

intensity [L. *intensus*, tight, stretched.] Marked tension; great activity.

intensive. Relating to or marked by intensity; noting a form of treatment by means of very large doses or of substances possessing great strength or activity.

intention (in-ten'shun) [L. *intendere*, to stretch out, exert.] In surgery, a process or operation. **healing or union by first i.**, the immediate healing of a wound without suppuration or the formation of granulations. **healing or union by second i.**, union of two granulating surfaces accompanied by more or less suppuration. **healing by third i.**, the filling of a wound cavity or ulcer by granulations, with subsequent cicatrization.

inter- [L. *inter*, between.] A prefix conveying the meaning of between, among.

interacinar (in-tur-as'i-nar). Interacinous.

interacinous (in-tur-as'in-us) [L. *inter*, between, + *acini*.] Between the acini of a gland.

interalveolar [L. *inter*, between.] Between any alveoli, especially the alveoli of the lungs.

interannular [L. *inter*, between, + *annulus*, ring.] Between any two ring-like structures or constrictions.

interarticular [L. *inter*, between, + *articulus*, joint.] 1. Between two joints. 2. Between two joint surfaces, *i.e.* within the joint.

interarytenoid (in'tur-a-rit'en-oyd). Between the arytenoid cartilages.

interasteric. Between the two asteria; see *asterion*.

interatrial (in-tur-a'tri-al) [L. *inter* between, + *atrium*.] Between the atria of the heart.

interauricular (in'tur-aw-rik'u-lar). 1. Interatrial. 2. Between the auricles or pinnae.

interbody. The substance in normal serum which binds the complement to the blood-cells or bacteria, corresponding to the immune body or antioceptor of a specific serum.

interbrain. 'Tween-brain, diencephalon, thalamencephalon.*

intercadence (in-tur-ka'dens) [L. *inter*, between, + *cadere*, to fall.] The occurrence of an extra beat between the two regular pulse beats; extreme diastole, interpolated extra-systole.

intercalary [L. *intercalare*, to insert.] Occurring between two others; noting, in a pulse tracing, an up-stroke interpolated between two normal pulse beats.

intercalated. Interposed, inserted between two others.

intercalatum. Substantia nigra of the brain.

intercanalicular. Between canaliculi in any sense.

intercapillary. Between or among capillary vessels.

intercarotid. Intercarotid.

intercarotid. Between the internal and external carotid arteries. 1. **body**, glomus caroticum.

intercarpal. Between the carpal bones.

intercartilaginous (in'tur-kar-ti-laj'in-us) [L. *inter*, between, + *cartilago*, cartilage.] Between or connecting cartilages.

intercavernous (in'tur-kav'ur-nus). Between two cavities. 1. **sinuses**, two cerebral sinuses, anterior and posterior i. sinuses, connecting the cavernous sinuses and thus forming the circular sinus surrounding the hypophysis.

intercellular. Between or among cells.

intercentral. Connecting or lying between two or more centers.

intercerebral. Between the hemispheres of the brain.

interchondral (in-tur-kon'dral) [L. *inter*, between, + *G. chondros*, cartilage.] Intercartilaginous.

intercilium [L. *inter*, between, + *cilium*, eyelid.] Glabella.

interclavicular. Between or connecting the clavicles.

intercoccygeal (in'tur-kok-sij'al). Situated between unfused segments of the coccyx.

intercolumnar. Between any two columns, as the columns or crura of the annulus inguinalis subcutaneus. 1. **fibers**, intercrural* fibers.

intercondylar. Intercondylic.

intercondylic, **intercondyloid**. Between two condyles.

intercostal [L. *inter*, between, + *costa*, rib.] Between the ribs.

intercostohumeral (in'tur-kos'to-hu'mer-al). Relating to an intercostal space and the arm, noting certain branches of the intercostal nerves supplying the skin of the arm.

intercostohumeralis. See under *nervus*.

intercrestal. Between two crests, as between the crests of the ilia, noting one of the pelvic measurements.

intercrural. Between two crura in any sense, those of the jaw, the brain, the external abdominal ring, etc.; interfemoral. 1. **fibers**, fibræ intercrurales [BNA], intercolumnar fibers, horizontal arched fibers passing from Poupart's ligament across the opening of the external abdominal ring.

intercurrent [L. *inter*, between, + *currere*, to run.] Intervening, said of a disease attacking a person already ill of another malady.

intercutaneous. Between skin and mucous membrane, as in the cheek or lip or at the mucocutaneous border of the lips or anus.

interdeferential (in-tur-def-er-en'shal). Between the vasa deferentia.

interdental [L. *inter*, between, + *dens* (dent-), tooth.] Between the teeth.

interdigit (in-tur-dij'it). That part of the sloping

extremity of the hand or foot lying between any two adjacent fingers or toes.

interdigital (in-tur-dij'i-tal). Between the fingers or toes.

interdigitation (in-tur-dij-i-ta'shun) [L. *inter*, between, + *digitus*, finger.] 1. The mutual interlocking of toothed or tongue-like processes. 2. The processes thus interlocked. 3. In dentistry, noting the method by which two different, non-cohesive metals are wedged together in a filling.

interfascic'ular. Between fasciculi.

interfem'oral. Between the thighs.

interference (in-tur-fēr'ens) [L. *inter*, between, + *ferire*, to strike.] 1. The coming together of waves from different sources in such a way that the crests of one series correspond to the hollows of the other, the two thus neutralizing each other; or so that the crests of the two series correspond, thus increasing the excursions of the waves. 2. Brushing, in the horse.

interfering (in-tur-fēr'ing). Brushing.

interfibrill'ar, **interfibrillary**. Between fibrils

interfibr'ous. Between fibers.

interfilamen'tous. Between filaments.

interfrontal (in-tur-frun'tal). Between the unfused halves of the frontal bone, noting a suture there present.

interganglion'ic. Between or among or connecting ganglia.

intergemmal (in'tur-jem'al) [L. *inter*, between, + *gemma*, bud.] Between any two or more bud-like or bulb-like bodies, noting especially a nerve termination between two end-bulbs.

interglob'ular. Between globules. 1. *spaces*, Czermak's* spaces.

intergluteal (in-tur-glu'te-al) [L. *inter*, between, + *gluteus*, buttock.] Between the buttocks.

intergon'ial [L. *inter*, between, + G. *gōnia*, angle.] Between the two gonias; see *gonion*.

intergyral (in-tur-jī'ral). Between the gyri or convolutions of the brain.

interhemicer'ebral. Intercerebral, between the cerebral hemispheres.

interior. Relating to the inside, situated within.

interischadic (in-tur-is-kl-ad'ic). Between the two ischia, especially between the two tuberosities of the ischia.

interlamell'ar. Between lamellæ.

interlob'ar. Between the lobes of an organ or other structure.

interlob'ular. Between the lobules of an organ.

intermalle'olar. Between the malleoli.

intermam'mary [L. *inter*, between, + *mamma*, breast.] Between the breasts.

intermam'millary [L. *inter*, between, + *mammilla*, breast, nipple.] Between the breasts; between the nipples, noting a line drawn between the two nipples.

intermaxill'a. Premaxilla, os* incisivum.

intermax'illary. Between the maxillæ, or upper jaw-bones. 1. *bone*, os incisivum.

interme'diary [L. *intermedius*, lying between.] Occurring between. 1. *body*, immune body. 1. *nerve*, nerve of Wisberg. 1. *systems*, the osseous tissue in the interspaces between the Haversian systems.

interme'diate [L. *intermediare*, to come between.] 1. Between two extremes, interposed, intervening. 2. In dentistry, a non-conducting material employed as a capping under a metallic filling. 3. One of the deciduous incisor teeth of a horse, external to the piners.

intermediolat'eral. Intermediate, but to one side, not central, noting a tract of the spinal cord.

intermem'branous. Between membranes.

intermeningeal (in-tur-men-in'je-al). Between the meninges.

intermen'strual. Between two consecutive menstrual periods. 1. *fe'ver*, i. pain, see these words

intermetacar'pal. Between the metacarpal bones.

intermetamer'ic. Between two metameres, noting especially the intervertebral discs.

intermetatar'sal. Between the metatarsal bones.

intermetatar'seum. See under *os*.

intermission (in-tur-mish'un). 1. A temporary cessation of symptoms or of any action. 2. An interval between two paroxysms of a disease such as malaria.

intermit' [L. *intermittere*, to leave off.] To cease for a time.

intermitt'ence, **intermitt'ency**. 1. A condition marked by intermissions or interruptions in the course of a disease or other process or state or in any continued action; noting especially a loss of one or more pulse beats. 2. The complete cessation of symptoms between two periods of activity of a disease.

intermitt'ent. 1. Marked by intervals of complete quietude between two periods of activity. 2. Intermittent fever.*

intermus'cular. Between the muscles.

intern, **interne** (in'turn or in-turn') [F. *interne*, inside.] An advanced student or recent graduate who assists in the medical or surgical care of hospital patients and who resides within the institution.

internal [L. *internus*.] Interior, away from the surface. 1. *med'icine*, the branch of medicine which has to do with diseases not amenable to surgical treatment; medicine as opposed to surgery.

internal'ial. Between the nares or nostrils, internal.

internal'eal [L. *inter*, between, + *nasus*, nose.] Internal, between the nasal fossæ or the nasal bones.

internist (in-tur'nist). One who treats internal diseases; a physician as distinguished from a surgeon.

interno'dal. Between two nodes; relating to an internode.

internode (in'tur-nöd). That portion of the medullary substance of a nerve-fiber which lies between two nodes of Ranvier; each internode contains a nerve-corpuscle, or nerve-nucleus, lying beneath the neurilemma in a depression in the medullary substance.

internuclear (in-tur-nu'kle-ar). 1. Between nuclei. 2. Between the nuclear layers of the retina.

inter'ous [L.] Internal.

interoceptive (in'ter-o-sep'tiv) [L. *inter*, within, + *capere*, to take.] Relating to the apparatus within the organism capable of receiving stimuli.

interoceptor (in'ter-o-sep'tor) [L. *inter*, within.] One of the peripheral end-organs of the afferent nerves, which respond to stimulation by internal (chiefly visceral) processes.

interol'ivary. Between the olivary bodies.

interorb'ital. Between the orbits.

interosse'al. Interosseous.

interossei (in-tur-os'e-i). Plural of *interosseus*, which see under *musculus*.

interos'se'ous [L. *inter*, between, + *os*, bone.] Lying between or connecting bones, noting certain muscles and ligaments.

interos'seus. See under *musculus*.

interparietal (in'tur-pā-ri'e-tal) [L. *inter*, between, + *paries* (*pariet*-), wall.] Between the walls of a

part, or between the parietal bones. *i. bone*, os interparietale.

interparoxysmal. Occurring between successive paroxysms of a disease.

interpeduncular. Between any two peduncles.

interphalangeal (in-tur-fal-an'-je-al). Between two phalanges, noting the joints of the fingers or toes.

interphyletic (in-tur-fi-let'-ik) [*L. inter*, between, + *phyletic*]. Noting the transitional forms between two kinds of cells during the course of metaplasia.

interpial. In the pia mater.

interpoliar. Connecting or lying between the two poles, as of a galvanic battery.

interpositum (in-tur-poz'-i-tum). See under *velum*.

interproximate. In dentistry between the approximate surfaces of the teeth, noting the triangular space between two adjacent teeth having the alveolar septum as a base.

interpubic. Between the two pubic bones.

interradial. Situated between radii or rays.

internal. Between the two kidneys.

interrupt [*L. inter*, between, + *rumpere*, to break.]. To break the continuity of anything, as of an electric current.

interrupted. Intermittent, not continuous.

interrupter. An appliance for repeatedly breaking a galvanic current.

intertum, **intertum** [*L.*] The diaphragm.

interscapulum [*L.*] Interscapulum.

intescapular. Between the scapulae.

intescapulum. The part of the back between the shoulders, or that between the scapulae.

intersciatic (in-tur-si-at'-ik). Interschiadic.

intesegmental. Between two segments, such as metameres or myotomes.

inteseptal. Lying between two septa.

interspace [*L. inter*, between, + *spatium*, space.]. Any space between two similar objects, such as a costal interspace or interval between two ribs.

interspinal. Between two spines, such as the spinous processes of the vertebrae, interspinous.

intespinalis. See under *musculus*.

interspinous. Interspinal.

interspace [*L. interstitium*]. A small space, gap, or hole in the substance of an organ or tissue.

intestinal (in-tur-stish'-al). Relating to spaces or interstices in any structure. *i. tissue*, connective tissue.

intersystole (in-tur-sis'-to-le). Intersystolic period, the a.-c. interval,* the period intervening between the systole of the atrium and that of the ventricle of the heart.

intertarsal. Between the tarsal bones.

intertarsal. Intertarsarius [BNA]; see under *musculus*.

intertarsus (in-tur-tranz-vurs'). Between the transverse processes of the vertebrae.

interrigo (in-tur-tri'-go) [*L. inter*, between, *irere*, to rub.]. Dermatitis occurring between two folds of the skin, as between the buttocks, between the scrotum and the thigh, etc.

intertrochanteric (in-tur-tro-kan-ter'-ik). Between the two trochanters of the femur.

intertubular. Between or among tubules.

intertubular. Between the two ureters.

intertubercle. Intertubercular.

interval [*L. inter*, between, + *vallum*, wall.]. A time or space between two periods or objects; a break in a current or the course of a disease; a period of rest between two of activity. *a.-c. i.*, *susculocrot'id i.*, *atriocrot'id i.*, the time between the beginning of the auricular and that of the carotid waves in a tracing of the jugular pulse, the intersystolic period. *c.-a. i.*, *cardioarterial i.*,

the time between the apex beat of the heart and the radial pulse beat. *passive i.*, the period of rest of the heart. *prophygmia i.* [*L. pra*, before, + *G. sphymos*, pulse], the brief period at the beginning of the ventricular systole during which the pressure is rising before the semilunar valves open.

interventricular. Between the ventricles.

intervertebral (in-tur-vur'-te-bral). Between two vertebrae. *i. disc*, cartilago intervertebralis. *i. foram'ina*, passages formed by the coincidence of two notches of contiguous vertebrae.

intervillous. Between or among villi.

intestinal (in-tes'ti-nal). Relating to the intestine.

i. juice, succus entericus, an alkaline straw-colored fluid secreted by the crypts of Lieberkühn and the simple follicles; its function is to complete the hydrolysis of carbohydrates and change them into invert sugar by means of the contained invertase and maltase, and to complete the hydrolysis of protein by means of erepsin; it contains also enterokinase which is believed to convert the trypsinogen of the pancreatic juice into trypsin.

intestine (in-tes'tin) [*L. intestinum*]. The digestive tube passing from the stomach to the anus. It is divided primarily into the *small i.* (intestinum tenue) and the *large i.* (intestinum crassum); the small *i.* is further divided arbitrarily into duodenum, jejunum, and ileum; the large *i.* is divided into cecum and appendix, ascending, transverse, descending, and sigmoid colon, and rectum. The duodenum is separated from the stomach by the pylorus or pyloric valve, and the ileum is separated from the cecum by the ileocecal valve, *valvula* coli* [BNA].

artificial opening into, enteroproctia, artificial anus, enterostomy, colostomy. attachment to abdominal wall, enteropexy. calculus, enterolith, enterolite, coprolith, coprolite, bezoar. congestion, enteremia. dilatation, enterectasia. disease, enteropathy, enterosis. downward displacement, enteroptosis, splanchnoptosis, visceroptosis. gaseous distention, enteropneumatosis, tympanites, meteorism, flatulence, physocelia. gout, enteragra. hemorrhage, enterohemorrhage, enterorrhagia, enteromenia (vicarious menstruation), melena, apoplexia intestinalis. hernia, enterocoele, enteropiplocele (with omentum), enterocystocoele (with bladder), enteromerocele (femoral). incision into, enterotomy, duodenotomy, jejunotomy, ileotomy, appendicotomy, cecotomy or typhlotomy, colotomy, rectotomy or proctotomy. inflammation, enteritis, esenteritis, duodenitis, jejunitis, ileitis, typhilitis, cecitis, appendicitis, colitis, sigmoiditis, proctitis, rectitis, enteromycodermatitis, enteromucitis, enteroperitonitis. invagination, intussusception. joining two parts, enteroanastomosis, enteroplexy, enterorrhaphy. movements of, peristalsis; *reversed*, antiperistalsis; *absence*, aperistalsis; *normal*, euperistalsis; *abnormal*, dysperistalsis, enterospasm. noise in, borborygmus, bombus, vagitus. obstruction, enteremphraxia, enterocleisis, enteroperistole, ileus, volvulus. pain, colic, enteralgia, enterodynia, tormina. paralysis, enteroparalysis, enteroparesis, enteroplegia. parasite in, enterozoon, helminth, enterohelminth (animal), enteromyces (vegetable). perforation, enterobrosia. plastic operation, enteroplasty. pouch of, diverticulum. prolapse, hydrocele, proctocoele. puncture, enterocentesis. removal of, devisceration, enteration. softening, enteromalacia. stricture, enterostenosis. traumatic division, enterodialysis. tumor, enterocnus. ulceration, enterelcosis, enterohelcosis. vicarious menstruation by, enteromenia.


intestinox'in. Enterotoxin.

intestinum, pl. *intestina*, gen. *intestinalium* [*L. entrail*]. 1. Intestine. 2. [Neuter of *intestinalis*]. Inward, inner. *i. caecum*, blind gut; see *caecum*. *i. cras'um* [*L. crassus*, thick], the large intestine, the portion of the digestive tube extending from the ileocecal valve to the anus, it comprises the cecum, colon, sigmoid colon, and rectum. *i. il'eum*, twisted intestine, see *ileum*. *i. jeju'num*, empty intestine, see *jejunum*.

- i. rec'tum**, straight intestine, see *rectum*. **i. ten'ue**, small intestine, the portion of the digestive tube between the stomach and the cecum or beginning of the large intestine, it consists of three portions, duodenum, jejunum, and ileum. **i. ten'ue mesenteria'le**, the freely movable portion of the small intestine supplied with a mesentery, comprising the jejunum and ileum.
- intima** (in-ti-mah) [L. fem. of *intimus*, inmost.] The tunica intima, or inner coat of a blood-vessel.
- intimal**. Relating to the intima or inner coat of a blood-vessel.
- intimitis** (in-ti-mi'(me)'tis). Inflammation of an intima, endoangiitis (endoarteritis, endophlebitis).
- intine** (in'tin) [L. *intus*, within.] In botany, the endosporium or inner coat of a pollen grain.
- in'toe**. Hallux valgus.
- intol'erance** [L. *in-* neg. + *tolerare*, to bear.] Incapacity for bearing or enduring.
- intortion** (in-tor'shun) [L. *intortus*; *in*, in, + *torquere*, to twist.] A turning or deviating inward.
- intoxica'tion** [L. *in*, in, + G. *toxicon*, poison.] 1. Poisoning. 2. Acute alcoholism, drunkenness.
- acid i.**, poisoning by acid products (beta-oxylbutyric acid, diacetic acid, or acetone), formed in the organism as a result of faulty metabolism, or by acids introduced from without.
- intra-** [L. within.] A prefix denoting within, inside.
- intra-abdom'inal**. Within the abdomen.
- intra-acinus** (in-trah-as'in-us). Within an acinus.
- intra-arachnoid** (in-trah-ar-ak'noyd). Within or enclosed by the arachnoid membrane.
- intra-arte'rial**. Within an artery or the arteries.
- intra-artic'ular** [L. *intra*, within, + *articulus*, joint.] Within the cavity of a joint.
- intra-a'trial**. Within one of the atria of the heart, intra-auricular.
- intra-aural** (in'trah-aw'ral). Within the ear.
- intra-auric'ular**. Within one of the auricles of the heart, intra-atrial.
- intra-bronchial** (in-trah-bron'ki-al). Within the bronchi or bronchial tubes.
- intra-bucc'al** [L. *intra*, within, + *bucca*, cheek.] Within the mouth; in the substance of the cheek.
- intra-canalic'ular**. Within a canaliculus or canaliculi.
- intra-cap'sular**. Within a capsule, especially the capsule of a joint. **i. fracture**, fracture of the neck of the femur within the capsule of the hip-joint.
- intra-car'diac** [L. *intra*, within, + G. *kardia*, heart.] Endocardiac, intracardial.
- intra-car'pal**. Within the carpus, among the carpal bones. 2. On the inner side of the carpus.
- intra-cartilaginous** (in'trah-kar-ti-laj'in-us). Within a cartilage or cartilaginous tissue.
- intra-cel'lal, intra-cel'lial** [L. *intra*, within, + G. *kolla*, cavity.] Within any of the body cavities, especially within one of the ventricles of the brain; endocellic.
- intra-cel'lular**. Within a cell or cells.
- in'tracerebell'ar**. Within the cerebellum.
- intra-cere'bral**. Within the cerebrum.
- intra-cerv'ical**. Within any cervix or cervical canal, as of the uterus.
- intra-col'ic**. Within the colon.
- intra-cor'dial** [L. *intra*, within, + *cor(cord-)*, heart.] Endocardiac, within one of the chambers of the heart.
- intra-corporeal** (in'trah-kor-por'e-al). 1. Within the body. 2. Within any structure anatomically styled a corpus.
- intra-corpus'cular**. Within a corpuscle, especially a red blood-corpuscle.
- intra-cos'tal**. On the inner surface of the ribs, noting an internal intercostal muscle.
- intra-cr'a'nial**. Within the skull.
- intra-crureus, intracrureus** (in-trah-kru-re'us). The inner part of the crureus muscle, *musculus vastus intermedius*.
- intra-cut'a'neous**. Within the substance of the skin. **i. reac'tion**, a tuberculous cutaneous following the injection into the substance of the skin of a very minute quantity of tuberculin.
- intra-cys'tic**. Within a cyst or a bladder.
- in'trad**. Toward the inner part.
- intra-der'mal, intra-der'mic** [L. *intra*, within, + G. *derma*, skin.] Intracutaneous.
- intra-du'al**. Within or enclosed by the dura mater.
- intra-epiphys'al** (in'trah-ep-i-fis'e-al). Within the epiphysis of a long bone.
- intra-epithelial** (in'trah-ep-i-the'li-al). Within or among the epithelial cells, interepithelial.
- intra-faradiza'tion**. The application of a faradic current to the inner surface of a cavity or hollow organ.
- intra-fascic'ular**. Within the fasciculi of a tissue or structure.
- intra-febrile** (in-trah-fe'bril, in-trah-feb'r'il). During the febrile stage of a disease, intrapyretic.
- intra-fil'lar** [*intra*, within, + *filum*, thread] Lying within the meshes of a network.
- intra-galvaniza'tion**. The application of a galvanic current to the interior of a cavity or hollow organ.
- intra-gas'tric**. Within the stomach.
- intra-gemmal** (in'trah-jem'al) [L. *intra*, within, + *gemma*, bud.] Within any bud-like or bulb-like body, noting especially a nerve termination within an end-bulb.
- intra-gland'ular**. Within a gland or glandular tissue.
- intra-glob'ular** [L. *intra*, within, + *globulus*, globe.] Within a globe in any sense; specifically intra-corpuscular, within a red blood-corpuscle.
- intra-grav'yl** (in'trah-j'i'ral). Within a gryus or coevolution of the brain.
- intra-hepat'ic**. Within the liver.
- intra-hyoid** (in-trah-hi'oyd). Within the hyoid bone, noting certain accessory thyroid glands which lie in the hollow or within the substance of the hyoid bone.
- intra-laryn'geal**. Within the larynx.
- intra-ligamen'tous**. Within a ligament, especially the broad ligament of the uterus.
- intra-lo-bar**. Within a lobe of any organ or other structure.
- intra-lob'ular**. Within a lobule, noting especially the veins within the lobules of the liver.
- intra-loc'ular**. Within the loculi of any structure or part.
- intra-mastoiditis** (in'trah-mas'toy-di'(de)'tis) Endomastoiditis.
- intra-med'ullary**. Within the bone marrow, within the spinal cord; within the medulla oblongata.
- intra-mem'branous**. Within, or between the layers of, a membrane.
- intra-meningeal** (in'trah-men-in'je-al). Within or enclosed by the meninges of the brain or spinal cord.
- intra-mu'ral**. Within the wall of any cavity or hollow organ.
- intra-mus'cular**. Within the substance of a muscle.
- intra-myocard'ial**. Within the myocardium or wall of the heart.
- intra-nasal**. Within the nasal cavity.
- intra-na'tal** [L. *intra*, within, + *natalis* relating to birth.] During or at the time of birth.
- intra-neural** (in-trah-nu'ral) [L. *intra*, within, + G. *neuron*, nerve.] Within a nerve.
- intra-nuclear** (in'trah-nu'kle-ar). Within the nucleus of a cell.
- intra-oc'ular**. Within the eyeball.

intraor'al [L. *os(or)-*, mouth.] Within the mouth.
intraor'ital. Within the orbit.
intraosseous (in-trah-os'se-us) [L. *intra*, within, + *os*, bone.] Within the substance of a bone.
intraos'teal [L. *intra*, within, + G. *osteon*, bone.] Endosteal, intraosseous.
intraova'rian. Within the ovary.
intraparietal (in-trah-pá-rí'e-tal) [L. *intra*, within, + *paries* (*pariet-*), wall.] 1. Intramural. 2. Within the parietal lobe of the cerebrum.
intrapar'tum [L. *paritus*, childbirth.] During delivery or childbirth.
intrapel'vic. Within the pelvis.
intrapericar'diac, **intrapericar'dial**. Endopericardiac.
intraperiton'eal. Within the peritoneal cavity.
intrapyletic (in-trah-sí-let'ik) [L. *intra*, within, + *pyletic*.] Noting morphological changes occurring during the growth and development of a cell.
intrapí'al [L. *intra*, within, + *pia* (*mater*).] Within the pia mater.
intrapleural (in-trah-plu'ral). Within the pleura.
intrapo'lar. Interpolar.
intrapon'tine. Within the pons Varolii.
intraprostat'ic. Within the prostate gland.
intraprotoplas'mic. Within the protoplasm of a cell.
intrapul'monary. Within the lungs.
intrapyre'tic [L. *intra*, within, + *pyretos*, feverish.] Intrafebrile, during the febrile stage of a disease.
intrarec'tal. Within the rectum.
intrare'nal [L. *intra*, within, + *ren*, kidney.] Within the kidney.
intraret'inal. Within the retina.
intrarrhachidian (in'trah-rá-kid'i-an) [L. *intra*, within, + G. *rhachis*, spine.] Intraspinal.
intrascro'tal. Within the scrotum.
intraspi'nal. Within the spinal canal or spinal cord.
intrastr'o'mal. Within the stroma or foundation substance of any organ or part.
intrasynovial (in-trah-sí-no'vi-al). Within the synovial sac of a joint.
intratar'sal. 1. Within the tarsus, among the tarsal bones. 2. On the inner side of the tarsus.
intra'th'enar. Between the thenar and hypothenar eminences, noting the depression there.
intra'thoracic (in'trah-tho-ras'ik). Within the cavity of the chest.
intraton'sillar. Within the substance of a tonsil.
intratu'bal. Within any tube.
intratu'bular. Within any tubule.
intratympan'ic. Within the tympanum, or middle ear.
intrauterine (in'trah-u'ter-in). Within the uterus.
intravas'cular. Within the blood-vessels or lymphatics.
intrave'nous. Within a vein or veins.
intraventric'ular. Within a ventricle of the brain or heart.
intraves'ical. Within the bladder, especially the urinary bladder.
intravital (in-trah-vi'tal). During life.
intra vi'tam [L. *vita*, life.] During life.
intravitelline (in'trah-vi'tel-in). Within the vitellus or yolk of an ovum.
intravitr'eous. Within the vitreous humor.
intrinsic [L. *intrinsecus*, on the inside.] Inherent; belonging entirely to a part, noting those muscles of the extremities whose origin and insertion are both in the same limb, distinguished from the extrinsic muscles which have their origin in some part of the trunk outside of the pelvic or shoulder girdle; noting also the ciliary muscle, as distin-

guished from the recti and other orbital muscles which are on the eyeball.

intro- [L. *intro*, into.] A prefix noting in or into.
introdu'cer [L. *intro*, into, + *ducere*, to lead.] Introducer, an instrument for introducing the tube in the operation of intubation of the larynx.
introgas'tric [L. *intro*, into, + G. *gastēr*, belly, stomach.] Leading or passed into the stomach.
introflec'tion, **introflec'ion** [L. *intro*, in, + *flectere*, to bend.] A bending inward.
intro'itus [L. entrance.] The entrance into a canal or hollow organ, as the vagina. 1. **esoph'agi**, the gastric extremity of the esophagus.
intromission (in-tro-mish'un). Insertion.
intromitt'ent [L. *intro*, into, + *mittere*, to send.] Conveying or sending into a body or cavity. 1. **organ**, the male sexual organ which conveys the seminal fluid into the body of the female; penis.
introspec'tion [L. *intro*, into, + *spicere*, to look.] Looking inward, contemplating one's own mental processes.
introspec'tive. Relating to introspection. 1. **meth'od**, in psychology, the study of mental phenomena by contemplating the processes in one's own mind.
introssuscep'tion. Intussusception.
introvers'ion [L. *intro*, within, + *vertere*, to turn.] The turning of one part within another, invagination.
introvert'. To invaginate, to pass one part within another.
intubate [L. *in*, in, + *tuba*, tube.] To insert a tube into any part, specifically to perform intubation of the larynx.
intuba'tion. The insertion of a tube into any canal or other part. Specifically, O'Dwyer's method.


Bouchut's method, the passage of a specially constructed tube between the vocal cords to relieve stenosis due to the formation of a diphtheritic membrane, to edema, or to cicatricial contraction.
intuba'tionist. One who is skilled in the performance of intubation of the larynx.
intubator. An instrument for use in introducing a tube into the larynx, introducer.
intumesce (in tu-mes') [L. *intumescere*, to swell up.] To swell up, enlarge.
intumescence [in'tu-mes'ens] [L. *intumescencia*.] 1. A swelling, a prominence. 2. The process of enlarging or swelling.
intumescent (in-tu-mes'ent). Enlarging, swelling; becoming enlarged or swollen.
intumescencia (in-tu-mes-sen'shyah) [L.] Intumescence, swelling, enlargement. 1. **cervica'lis**, cervical enlargement (of the spinal cord), a spindle-shaped swelling of the spinal cord extending from the medulla to the second thoracic vertebra, with maximum thickness opposite the fifth or sixth cervical vertebra. 1. **gangliofo'r'mis**, ganglion geniculi [BNA]. 1. **lumba'lis**, lumbar enlargement (of the spinal cord), a spindle-shaped swelling of the cord beginning at the level of the tenth thoracic vertebra and tapering into the conus medullaris, with maximum thickness opposite the last thoracic vertebra. 1. **tympan'ica** [BNA], tympanic intumescence, a swelling, not ganglionic,

O'DWYER'S TUBES FOR INTUBATION OF THE LARYNX.

on the tympanic branch of the glossopharyngeus nerve; it is regarded as possibly similar to the carotid glomus.

intussusception (in'tū-sus-sep'shun) [*L. intus*, within, + *suscipere*, to take up.] Invagination; the infolding of one segment of the intestine within another segment. *colic i.*, the ensheathing of one portion of the colon into another. *ileal i.*, a form in which one portion of the ileum is ensheathed in another portion of the same division of the bowel. *ileocec*al* i.*, a form in which the lower segment of the ileum passes through the valve of the colon into the cecum. *ileocol*ic**, a form in which the lower portion of the ileum with the valve of the colon passes into the ascending colon. *retrograde i.*, the invagination of a lower segment of the bowel into one just above.

intussusceptum (in'tus-sus-sep'tum). The inner segment in an intussusception, that part of the bowel which is received within the other part.

intussusciens (in'tus-sus-sip'i-enz). The portion of the bowel, in intussusception, which receives the other portion.

in'ula. Elecampane, elf-dock, wild sunflower, the root of *Inula helianthus*; diuretic, diaphoretic, expectorant, emmenagogue in doses of gr. 10-30 (0.6-2.0).

inulin (in-u'lah-in). A dry preparation from inula, employed in doses of gr. 2-5 (0.13-0.3).

in'ulase. A ferment acting upon inulin changing it into levulose.

in'ulin. A polysaccharid, obtained as a tasteless, white, hygroscopic powder from the tubers and roots of inula, or elecampane, and a number of other plants; alantín.

in'ulol. Alantol.

inunction [*L. in*, in, + *ungere*, to smear.] Anointing, the administration of a drug in ointment form applied with rubbing.

inustion [*L. in*, in, + *urere*, to burn.] The application of the actual cautery.

in u'tero. Within the womb; not yet born.

invaccination. Accidental inoculation of some disease, such as syphilis, during vaccination.

invaginate (in-vaj'in-át) [*L. in*, in, + *vagina*, a sheath.] To ensheath, introvert, insert one part within another part of the same thing.

invagination. The process of invaginating or of passing one part within another part of the same thing, or the state of being invaginated; intussusception.

in'valid [*L. in*-neg. + *validus*, strong.] 1. Weak, sick. 2. An infirm or sickly person; one suffering from a chronic but not wholly disabling ailment.

invasion [*L. invadere*, to attack.] The beginning or incursion of a disease.

invermination [*L. in*, in, + *vermis*, worm.] Helminthiasis.

inversion (in-vur'shun) [*L. invertere*, to turn about.] 1. A turning inward, upside down, or in any direction contrary to the existing one. 2. The conversion of a disaccharid or polysaccharid by hydrolysis into a monosaccharid. 3. Homosexuality.

in'vert. A homosexual person.

invertase (in-vur-táz). A sugar-splitting enzyme in the small intestine which converts cane-sugar into dextrose and levulose (invert-sugar).

Invertebra'ta. One of the divisions of the animal kingdom containing all those without a spinal column.

inver'tebrate [*L. in*-neg.] 1. Not possessed of a

spinal, or vertebral, column. 2. An animal of the division *Invertebrata*.

in'vertin. A ferment produced by yeast which converts cane-sugar into invert-sugar.

invert'or. 1. A muscle which turns a part, such as the foot, inward; inward rotator. 2. Commutator(r).

in'vertose. Invert-sugar.

in'vert-sugar. A supposed mixture of dextrose and levulose, a levorotatory saccharine substance forming the chief part of honey.

invet'erate [*L. inveterare*, to become old.] Chronic long-seated, firmly established; said of a disease or of confirmed habits.

in vi'tro [*L. in* glass.] In the test-tube, referring to chemical reactions, fermentation, etc., occurring therein.

in vi'vo [*L. in* the living being.] In the living body, referring to vital chemical processes, etc., as distinguished from those occurring in the test-tube.

invol'ucel [*L. involucrellum*, dim. of *involucrum*.] A secondary involucre surrounding the base of each flower in an involucre flower cluster.

involu'crate. In botany, noting a flower which has an involucre.

involucre (in'vo-lu-ker) [*L. involucreum*; *involvere*, to roll up.] 1. An enveloping membrane, a sheath or sac. 2. A whorl of leafy bracts subtending a flower cluster.

involu'crum [*L. involvere*, to wrap up.] Involucre.

invol'untary [*L. in*-neg. + *voluntas*, will.] 1. Independent of the will, not volitional. 2. Contrary to the will. 1. *muscles*, muscles not under control of the will; except in the case of the heart, they are non-striated muscles.

involu'tion [*L. involvere*, to roll up.] 1. The return of an enlarged organ, as the puerperal uterus, to normal size. 2. The retrograde vital processes incident to old age. 1. of the uterus, the process of reduction of the uterus to its normal non-pregnant size following childbirth. *semile i.*, the shrinking of the organs and tissues occurring normally in old age.

involu'tion-form. The abnormal development assumed at times by a microorganism cultivated under unfavorable surroundings.

iodacetanilide (i-o-das-é-tan'i-lid). Iodantifebrin obtained by the action of iodine chloride on acetanilide; said to be analgesic and antipyretic.

iodalbacide (i-o-dal'ba-sid). A yellowish powder containing 10 per cent. of iodine; employed as an alternative and antisyphilitic in doses of gr. 15 (1.0).

iodal'bin. Trade name of a compound of iodine and albumin, employed as a substitute for the iodides in doses of gr. 5-7½ (0.3-0.5).

i'odalose. Trade name of a preparation of iodine combined with peptone, employed as a substitute for the iodides.

iodam'ylium. A compound of starch and iodine, employed as an antiseptic dusting powder.

i'odan. Trade name of a solution of iodine in goose-grease, employed as a substitute for the iodides.

iodan'isol. Anisol orthoiodide, employed as an antiseptic and counterirritant.

iodantifeb'rin. Iodacetanilide.

iodantipy'rine. Iodopyrine.

i'odate. A salt of iodic acid.

iodocasin (i-od-ka'se-in). A yellowish insoluble powder, a compound of iodine and casen, employed as a substitute for iodoform.

iod'ic. Relating to, or caused by, iodine or an iodide, as *iodic acid*. 1. *acid*, acidum iodicum. HIO_3 , sometimes employed as a substitute for

potassium iodide; an injection of mg_{30} (2.0) of a 2 per cent. solution is used in goiter and glandular swellings.

i'odide. A compound of iodine with another element; specifically a compound with potassium or sodium, the two being called collectively *the iodides*.

iodim'etry [L. *iodum*, iodine, + G. *metron*, measure.] The determination of the amount of iodine in any compound.

i'odine (i'o-din, i'o-din). Iodum. 1. *eruption*, an acneform or other eruption caused by the action of iodine taken internally, a form of drug eruption; *iododerma*.

iodinophil, iodophilile (i-o-din'o-fil, i-o-din'o-fil) [*iodine* + G. *philos*, fond.] 1. Staining readily with iodine. 2. Any histological element which stains readily with iodine.

iodinoph'ilous. Iodinophil(1).

iodi'yalin. Trade name of a mixture of iodine and a fixed oil, employed as a substitute for the iodides.

iodi'pin. Trade name of a preparation obtained by the action of iodine chloride on sesame oil, employed as a substitute for the iodides in syphilis and glandular tuberculosis; it is a yellow oily liquid occurring in two strengths, containing 10 and 25 per cent. of iodine; dose of the former 3i-3j (4.0-12.0), of the latter (hypodermically) 3j-1j (2.0-6.0). A solid form of iodipin, of 10 per cent. strength, is also employed in doses of gr. 30-45 (2.0-3.0). 1. *test*, Heichelheim's test of the motility of the stomach: a capsule containing iodipin is swallowed and then the saliva is tested at regular intervals for iodine; as iodipin is acted upon only by the intestinal juices, and not by the gastric, the time of the appearance of iodine in the saliva is an indication of the rapidity of the passage of the substance through the stomach.

i'odism. Poisoning by iodine, a condition marked by severe coryza, an acneform eruption, weakness, salivation, and a foul breath, caused by the continuous administration of iodine or one of the iodides.

iodi'val. Trade name of a compound of iodine with urea and valerianic acid, employed as a substitute for the iodides.

i'odize. 1. To treat with iodine. 2. To impregnate with iodine.

Iodoalbu'min. A compound of an albumin and iodine, employed in goiter and glandular enlargements.

iodam'yium. Iodamylum.

iodocaffeine (i-o-do-kaf'e-en). Caffeine-sodium iodide, a white powder employed in the treatment of valvular diseases of the heart in doses of gr. 5-8 (0.3-0.5).

iodocasein (i-o-do-ka'se-in). A yellowish compound of casein and iodine, employed as a dusting powder in place of iodoform.

iodocol. A compound of guaiacol and iodine recommended in tuberculosis.

iodocro'sol. Traumatol.

iodocrol. Carvacrol iodide.

iododer'ma. Any iodine* eruption.

iodofan. A reddish-yellow powder, an addition product of formaldehyde and iododioxymethylene, employed as a substitute for iodoform.

iodoform. Iodoformum. 1. *albuminate*, iodoformogen. *naph'thalin* 1, *pulvis iodoformi compositus* (N.F.).

iodoform'agen. Iodoformogen.

iodoform'al. Trade name of a yellowish powder obtained by the action of ethyl iodide on iodoformin; employed as a substitute for iodoform.

iodoformalbu'min. Iodoformogen.

iodoform'in. Hexamethylene tetramine iodoform.

iodoformism. Poisoning by iodoform.

iodoformize. 1. To treat with iodoform. 2. To impregnate with iodoform.

iodoform'ogen. Iodoform albuminate, trade name of a mixture of iodoform and albumin, occurring as a fine yellow powder; employed as a dusting powder for wounds, in contact with which it gradually liberates iodoform.

iodoform'mum [*iodine* + *formyl*] (U.S., Br.) Iodoform, triiodomethane, formyl teriodide, CHI_3 ; a lemon-yellow crystalline powder of strong disagreeable odor, obtained by the action of iodine upon various alcohols and other substances in the presence of an alkaline solution; employed as an antiseptic dusting powder to wounds and syphilitic sores and as a local alternative in uterine affections, and internally in gastric catarrh in doses of gr. 1-3 (0.06-0.2). 1. *aromatiza'tum* (N.F.), aromatized or deodorized iodoform; *cumarin* 4, iodoform 96. 1. *bitumina'tum*, a mixture of iodoform and tar, the latter being added to mark the odor.

iodogal'licin. Bismuth oxyiodo-methyl-gallol, a dark gray powder employed as a substitute for iodoform.

iodogenol (i-o-doj'en-ol). Trade name of a compound of iodine and peptone, employed as a substitute for the iodides.

iodogli'dine. Trade name of a compound of iodine with a vegetable albumin, employed as a substitute for the iodides.

iodoh'e'mol. A compound of hemol with iodine, occurring as a brown powder; employed in syphilis and other conditions in which an iodine effect is desired, in doses of gr. 3-5 (0.2-0.3).

iodohy'dric. Hydriodic.

i'odol, iodo'tum (U.S.). Tetraiodopyrrol, pyrrol tetraiodide, $\text{C}_4\text{I}_4\text{NH}$; a substitution derivative of pyrrol, a light grayish brown powder, insoluble in water, employed as a substitute for iodoform, and given internally in the treatment of syphilis and diabetes in doses of gr. 2-5 (0.13-0.3).

iodo'dolen. Trade name of a compound of iodine and albumin, used as a substitute for iodoform.

iodo'dolin. 1. Iodolen. 2. An iodine compound of quinaline, employed as a substitute for iodoform.

iodomaisin (i-o-do-ma'sin). Trade name of a compound of iodine with a gluten from maize, employed as a substitute for the iodides.

iodomethane (i-o-do-meth'an). Methyl iodide.

i'odomuth. Trade name of an iodine compound of bismuth; antiseptic and alternative in doses of gr. 5-10 (0.3-0.6).

iodonaph'thol. Naphthol-aristol, a yellowish green, tasteless, odorless powder; used, like aristol, as a substitute for iodoform.

iodone (i'o-don). Commercial name of the periodide of phthalic acid anhydride, a preparation which liberates iodine slowly, acting as an antiseptic like iodoform.

iodonu'cleoid. A compound of iodine and nuclein, a brownish powder used in syphilis.

iod'ophen. Nosophen.

iodophenacetin (i'o-do-fen-as'et-in). A brownish crystalline powder, antiseptic; employed internally in rheumatism in doses of gr. 5-8 (0.3-0.5).

iodophe'nin. Iodophenacetin.

iodophe'nol. A compound of iodine and phenol in glycerin; employed as an antiseptic.

iodophil'ia [L. *iodum*, iodine, + G. *phileo*, I love.] Glycogenic reaction of the leucocytes; a brownish or brownish red reaction of the multinuclear

leucocytes when treated with iodine. The reaction occurs in acute infections and various other conditions. **extracel'lular i.**, the staining of small round or oval masses, resembling platelets, in the plasma. **intracel'lular i.**, the glyco-genic reaction of granules within the multinuclear leucocytes.

iodopy'rine. A substance obtained by mixing iodine and antipyrine in alcoholic solution, occurs in prismatic crystals; recommended in asthma and tertiary syphilis in doses of gr. 10-20 (0.6-1.3).

i'odose'rum. Trade name of a preparation of iodine with blood-serum, employed as a substitute for the iodides.

i'odosyl. A red powder employed as a substitute for iodoform in powder or ointment.

iodota'n'ic acid. Iodotannin.

iodota'n'in. Iodotannic acid, prepared by adding iodine to an alcoholic solution of tannin; a dark brown liquid which has been employed as an injection in gonorrhea in 1 to 2 per cent. solution.

iodota'n'ol. Trade name of a mixture of iodine and tannin recommended as a substitute for iodoform.

iodote'r'pin. A compound of iodine and terpin, a dark brown liquid employed as a substitute for tincture of iodine and, dried with kaolin, as a dusting-powder in place of iodoform.

iodothe'ine (i'o-do-the'ën). A compound of iodine and theine; similar in action and uses to iodocaffeine.

iodotheobro'mine. A compound of iodine and theobromine, similar in action and uses to iodocaffeine.

iodothy'moform. A yellow, insoluble powder obtained by the action of iodine on thymoform; a substitute for iodoform.

iodothy'mol. Thymolis* iodium.

iodothy'r'in. Thyroidine; a light yellowish powder prepared by triturating sugar of milk with an extract of the thyroid gland; dose, gr. 5-30 (0.3-2.0) according to age.

iodotone (i'o-do-tôn). Trade name of a liquid iodine preparation, recommended when iodine is indicated, in doses of 3i-ii (4.0-8.0).

i'odoval. Trade name of a preparation of iodine, alpha-mono-iodisovalerylurea, employed as a substitute for the iodides.

iodote'r'pin. Iodoterpin.

io'dum, gen. *io'di* [G. *iodēs*, like a violet.] (U.S., Br.)

Iodine, a non-metallic chemical element, symbol I, atomic weight 126.92; occurs in lustrous, scaly, bluish black crystals, soluble in 60 parts glycerin but only in 5000 parts distilled water. Employed externally as a counterirritant and internally as an alterative, usually in the form of a tincture or of one of its salts. **io'di bro'm'idum**, iodine pentabromide, bromide of iodine, IBr₅; a dark reddish brown liquid which has been employed locally in diphtheria. **io'di chlo'r'idum**, iodine trichloride, chloride of iodine, ICl₃; an orange-yellow liquid soluble in water, employed as an alterative in dose of gr. $\frac{1}{2}$ - $\frac{1}{4}$ (0.005-0.01).

iod'urase. Trade name of a preparation of iodine with yeast, employed as a substitute for the iodides.

io'dylin. Trade name of bismuth iodosalicylate, a yellowish powder employed as a substitute for iodoform.

iodyl'oform. Trade name of an iodine and gelatin compound, used as a substitute for iodoform.

i'on [G. *ion*, going.] A group of atoms or parts of molecules carrying a charge of electricity and constituting one of the elements of an electrolyte. The ions charged with negative electricity which

are evolved at the positive pole (anode) are called anions; those charged with positive electricity, at the negative pole (cathode), cations.

ion'ic. Relating to an ion or ions. **i. modifica'tion**, electrochemical therapeutics, such as the employment of electrolysis and cataphoresis.

io'nium [ion.] A radioactive element emitting both alpha and beta radiations, but producing no emanation; it is thought to be a disintegrant product of uranium and possibly the parent of radium.

ioniza'tion. Dissociation into ions, occurring when an electrolyte is dissolved; iontophoresis.

i'onize. To separate into ions; to break molecular into subatomic particles, charging the larger with positive, the smaller with negative, electricity.

ion'ophose [G. *ion*, violet, + *phōs*, light.] A purple phase.

iontophore'sis (i-on-to-fo-re'sis) [ion + G. *phōrōsis*, carrying in.] The introduction of ions into the body; cataphoresis of metallic or other substances.

iopho'bia [G. *ios*, poison, + *phobos*, fear.] Toxophobia, a fear of being poisoned.

io'tacism [G. *iota*, the letter i.] A speech defect marked by the frequent substitution of an *i* sound (the pronunciation of Greek iota) for other vowels.

io'ter'pin. Iodoterpin.

iothi'on. Diiodohydroxypropane, a thick, yellowish, oily liquid obtained by the action of potassium iodide on dichlorhydrin; employed as a substitute for the iodides, applied byunction in a 25-50 per cent. ointment with lanolin and petrolatum.

iothionol (i-o-thi'on-ol). A 25 per cent. oil solution of iothion, employed in veterinary practice.

ipe'cac. **ipecacuanha** (ipe-e-kak-u-an'ah) [a native Brazilian word.] (U.S.) *Ipecacuanhæ radix* (Br.); the dried root of *Cephaelis ipecacuanha*, a shrub of Brazil and other parts of South America; has expectorant, emetic, and antidiysenteric properties; dose, gr. $\frac{1}{4}$ -1 (0.03-0.06), as an emetic gr. 20 (1.3). **de'tem'etized** i., i. from which the emetic principle has been extracted, said to retain its antidiysenteric properties. **false i.**, gillenia.

ip'solateral [L. *ipse*, same, + *latus*, side.] On the same side, noting especially paralytic or other symptoms occurring on the same side as the brain lesion causing them.

Ir. Chemical symbol of iridium.

ir. Abbreviation for internal resistance

ira'l'gia. Iridalgia.

iride'm'ia. Iridemia.

i'ridal. Relating to the iris, iridic, iridial, iridian.

irida'l'gia [G. *iris* (irid-) + *algos*, pain.] Pain referred to the iris.

iridauxesis (ir-i-dawk-se'sis) [G. *iris* (irid-) + *auxesis*, enlargement.] Thickening of the iris following plastic iritis; iridocus.

iridectome (ir-i-dek'tôm). A slender knife used in performing iridectomy.

iridectomesodialysis (ir-i-dek-to-mes'o-di-al'i-sis) [G. *iris* (irid-) + *ektomē*, excision, + *mesos*, middle, + *dialysis*, loosening.] Formation of an artificial pupil by combined excision and separation of the adhesions around the inner margin of the iris.

iridec'tomize. To subject to the operation of iridectomy.

iridec'tomy [G. *iris* (irid-) + *ektomē*, excision] Excision of a portion of the iris. **op'tical i.**, an i. performed for the purpose of improving the vision by making an artificial pupil, in cases of central opacity of the cornea or lens, keratocoma, etc. **prepara'tory i.**, one done as a preparatory

I. *florentina*, Florentine orris, orris root, the rhizome of *Iris florentina*, *I. germanica*, or *I.*

pallida; employed now chiefly as an ingredient of tooth powders. **I. vernic'olor**, iris (2).

I'rish moss. Chondrus.

I'risin. Iridin.

irit'ic. Relating to iritis.

iritis (i-ri'(re)'tis). Inflammation of the iris. **i. catamenia'lis**, i. recurring at the menstrual periods. **plas'tic i.**, i. with a fibrinous exudation, the contraction of which deforms the iris. **spon'gy i.**, i. with a fibrinous coagulum in the anterior chamber of the eye. **sympathet'ic i.**, i. consecutive to a similar condition in the other eye.

irit'omy. Iridotomy.

iron (i'ern) [A.S. *iren*.] Ferrum, a metallic element, symbol Fe, atomic weight, 55.85. It occurs in the chlorophyll of plants and in the hemoglobin of the red blood-corpuscles of animals, is stored in the tissues in the form of ferratin, a loose organic compound, and is excreted in the bile. A great many iron salts are employed in medicine, chiefly in the treatment of anemia and conditions associated with it; see *ferrum*. **di'alysed i.**, ferrum dialysatum. **i. group**, the three amphoteric elements, chromium, manganese, and iron. **i. plaster**, strengthening plaster, emplastrum* ferri. **i. pyri'tes** [G. *pyritēs*, flint, from *pyr*, fire], native sulphide of iron. **pow'dered i.**, **pul'verized i.**, ferrum pulveratum. **Quevenne's i.**, ferrum reductum. **reduced i.**, ferrum reductum.

Irondale Springs, West Virginia. Aluminous-manganous-calcic waters. Used by drinking in gastric irritability, the nausea and vomiting of pregnancy, chronic diarrhea, anemia, chlorosis, and Bright's disease.

Iron Lithia Springs, Virginia. Sulphated-saline-aluminous-manganous-chalybeate-carbonated waters. Five springs. Used by drinking and locally in various disorders, including certain complaints of women.

ir'ot'omy. Iridotomy.

irradia'tion [L. *irradiare*, to illumine.] The apparent enlargement of a bright object seen against a dark background.

irredu'cible. Not reducible; incapable of being made smaller or, in chemistry, simpler, or of being replaced. **i. hernia**, one that cannot be replaced by taxis.

irreg'ular. Not regular.

irrespirable (ir-ré-spi'ra-bl). Incapable of being breathed; unfit for respiration, noting a poisonous gas or one containing oxygen in insufficient amount.

irresus'citable. Incapable of being revived.

irri'gate [L. *in*, on, + *rigare*, to water.] To wash out a cavity with water or a medicated fluid.

irriga'tion. The washing out of a cavity or wounded surface with a stream of fluid.

irrigator. An appliance used in irrigation, consisting of a reservoir with a flexible outlet tube.

irri'table. Capable of reacting to a stimulus, or tending to react immoderately to a stimulus. **i. joint**, a condition sometimes following a sprain, in which there are recurrent attacks of acute or subacute inflammation, often without apparent exciting cause.

irritabil'ity [L. *irritare*, to excite, + *habilis*, proper, fit.] The property inherent in protoplasm of reacting to a stimulus. **elec'tric i.**, the response of a nerve or muscle to the passage of a current of electricity; in cases of degeneration in nerve or muscle this i. is altered or lost; see modal, qualitative, and quantitative alteration.*

irri'tant. 1. Irritating, causing irritation. 2. An irritating agent; a stimulus.

irri'tate [L. *irritare*, to excite.] To cause irritation. **irrita'tion** [L. *irritatio*.] 1. Extreme reaction of the tissues to an insult or injury, incipient inflammation. 2. The normal response of nerve or muscle to a stimulus. 3. The provocation of a normal or exaggerated reaction in the tissues by the application of a stimulus.

irri'tative. Causing irritation.

irrumation (ir-ru-ma'shun) [L. *irrumare*, to grope suck.] Fellatorium, fellatio.

Isambert's disease (e-zahn-bair') [Émile Isambert, Parisian physician, 1827-1876.] Ulceration, usually tuberculous, of the mucous membrane of the mouth and fauces.

is'arol. Ichthyodin.

isat'ophan. Trade name of a methoxy derivative of atophan, occurring in lemon-yellow crystals, recommended as a substitute for atophan because of its tastelessness.

ischemia, ischēmia (is-ke'mi-ah) [G. *ischō*, I keep back, + *haima*, blood.] Local anemia due to mechanical obstruction (mainly arterial contraction) to the blood-supply.

ischemic (is-ke'mik). Relating to or affected by ischemia.

ischēsis (is-ke'sis) [G. *ischō*, I hold back.] Suppression of any discharge, especially of a normal one. **Ischia** (is'ke-ah). An island in the Bay of Naples. Alkaline-saline waters, 131° F. to 149° F. Several springs. Used by bathing in gout, rheumatism, paralysis, sores, diseases of the bones, and diseases of women. Spring and autumn.

ischiadēphus (is-ki-ā-del'fus) [G. *ischion*, hip, + *adelphos*, brother.] Ischioididymus.

ischia (is'ki-ah). Plural of *ischium*.

ischialic (is-ki-ad'ik). Ischiatic.

ischial'gia [G. *ischion*, hip, + *algos*, pain.] Ischias. **ischioneuralgia**. 1. Pain in the hip-joint, coxalgia. 2. Sciatica.

ischias (is'ki-as). Ischialgia.

ischiat'ic (is-ki-at'ik). Sciatic, relating to the ischium or hip bone.

ischiatitis (is-ki-ā-ti'(te)'tis). Inflammation of the sciatic nerve.

ischidrosis (is-ki-dro'sis) [G. *ischō*, I hold back, + *hidrōsis*, perspiration.] Anhidrosis, suppression of the perspiration.

ischioanal (is-ki-o-a'nal). Relating to the ischium and the anus.

ischiobulbar (is-ki-o-bul'bar). Relating to the ischium and the bulb of the urethra.

ischio capsular (is-ki-o-kap'su-lar). Relating to the ischium and the capsule of the hip-joint, noting that part of the capsule which is attached to the ischium.

ischio cavernosus (is'ki-o-kav'er-no'sus). See under *musculus*.

ischio cavernosus (is-ki-o-kav'er-nus). Relating to the ischium and the corpus cavernosus.

ischiocele (is'ki-o-sēl) [G. *ischion*, hip, + *hellē*, hernia.] A hernia through the sciatic notch.

ischio coccygeal (is-ki-o-kok-sij'l-al). Relating to the ischium and the coccyx.

ischio coccygeus (is-ki-o-kok-si-je'us). *Musculus coccygeus*.

ischiodidymus (is-ki-o-did't-mus). A twin monster joined at the pelvis; ischiopagus, ischiadelphus.

ischio femoral (is-ki-o-fem'or-al). Relating to the ischium, or hip-bone, and the femur, or thigh-bone.

ischiohebotomy (is-ki-o-he-bot'o-mi) [G. *ischion*, ischium, + *hēbē*, pubes, + *tome*, incision.] Division of the ischiopubic ramus and the ascending ramus of the pubes.

ischioneuralgia (is-kl-o-nu-ral'jī-ah). Ischialgia.

ischio/agus (is-kl-op'ā-gus) [G. *ischion*, hip, + *pagos*, fixed.] Ischioididymus.

ischio-perineal (is-kl-o-per-i-ne'al). Relating to the ischium and the perineum.

ischiofibular (is-kl-o-fib'u-lar). Relating to or connecting the ischium and the fibula.

ischio-pubic (is-kl-o-pu'bi-k). Relating to both ischium and pubes. 1. *ra'mus*, the descending ramus of the os pubis and the ramus of the ischium continuous with it.

ischio-pubiotomy (is-kl-o-pu-bi-ot'o-mī) [G. *ischion* + L. *pubes* + G. *tomē*, incision.] Ischiohebotomy.

ischio-rectal (is-kl-o-rek'tal). Relating to the ischium and the rectum.

ischio-sacral (is-kl-o-sa'kral). Relating to the ischium and the sacrum.

ischio-tibial (is-kl-o-tib'i-al). Relating to or connecting the ischium and the tibia.

ischio-vaginal (is-kl-o-vaj'in-al). Relating to the ischium and the vagina.

ischio-vertebral (is-kl-o-ver'te-bral). Relating to the ischium and the spinal column.

ischium, gen. *ischii*, pl. *ischia* (is'kl-um) [L. from G. *ischion*, hip.] Os ischii.

ischl, Austria (ishl). Saline and cold sulphurous waters. Used by drinking and bathing in nervous affections, scrofulous disorders, certain chronic skin diseases, catarrhal conditions of the throat and respiratory organs, and certain diseases of women. May to October.

ischochymia (is-ko-ki'mī-ah) [G. *ischō*, I keep back, + *chymos*, juice.] Retention of food in the stomach in cases of dilatation of that organ.

ischogalactic (is-ko-gal-ak'tik) [G. *ischō*, I keep back, + *gala* (galakt-), milk.] Antigalactic, lactifuge. 1. Causing a suppression of the breast-milk. 2. An agent which arrests the secretion of milk.

ischomenia (is-ko-me'nī-ah) [G. *ischō*, I keep back, + *mēn*, month.] Suppression of the menses.

ischuretic (is-ku-ret'ik). 1. Relating to or relieving ischuria. 2. An agent which relieves retention or suppression of urine.

ischuria (is-ku'rī-ah) [G. *ischō*, I keep back, + *ouron*, urine.] Retention or suppression of urine.

stinglass ('zing-glas) [Old Ger. *huyssenblas*, sturgeon's bladder.] Ichthyocolla, the dried sounds or swimming bladders of the sturgeon or hake.

island ('īland) [A.S. *īgland*.] In anatomy, any isolated part, separated from the surrounding tissues by a groove, or marked by difference in structure; insula.* 1. of Langerhans, 1. of Pander, 1. of Reil, see the proper names.

-ism [G. *-ismos*, a substantive termination.] A termination denoting a theory, principle, or method relating to the word to which it is added.

isoagglutinin (i'so-ā-glu'tin-in). A hemagglutinin which causes clumping of the red corpuscles of animals of the same species, though not of the animal producing it.

isomylamine. Amylamine.

isomylene. Betaisomylene, pental.*

isobody [G. *isos*, equal.] An antibody affecting the cells of animals of the same species as the one in which it is produced.

isobutyl nitrite. A liquid contained in commercial amyl nitrite, and possessing similar antispasmodic and vasodilator properties.

isocellular [G. *isos*, equal, + L. *cellula*, cell.] Composed of cells of equal size or of similar character.

isocholasterin (i-so-ko-les'ter-in). An isomer of cholesterol found in lanolin.

isochromatic (i-so-kro-mat'ik) [G. *isos*, equal, +

chrōma, color.] 1. Of uniform color, isochroous. 2. Noting two objects of the same color.

isochromatophil, **isochromatophile** (i'so-kro-mat'o-fil, or fil) [G. *isos*, equal, + *chrōma*, color, + *philos*, fond.] Having an equal affinity for the same dye; said of two or more cells or tissues.

isochronal (i-sok'ro-nal) [G. *isos*, equal, + *chronos*, time.] Occurring at regular intervals or performed in uniform time.

isochronic (i-so-kron'ik). Isochronal.

isochroous (i-sok'ro-nus). Isochronal.

isochroous (i-sok'ro-us) [G. *isos*, equal, + *chroa*, color.] Isochromatic(1).

isococaine (i-so-ko-kah-ēn) [G. *isos*, equal.] Trade name of a synthetic preparation, having a local anesthetic action similar to that of cocaine.

isocoria [G. *isos*, equal, + *korē*, pupil.] Equality in the size of the two pupils.

isocyclic (i'so-si'klik) [G. *isos*, equal, + *kyklos*, circle.] Noting a closed-chain* compound in which the atoms are all of the same element; carbocyclic.

isocytolysin (i'so-si-to'l'i-sin) [G. *isos*, like.] A cytolyisin acting upon the cells of another animal of the same species as that in which it is formed.

isodiametric [G. *isos*, equal, + *diametros*, diameter.] Having diameters of equal length.

isodulcific. Rhamnose, a crystalline sugar, C₆H₁₂O₆ + H₂O, derived from various glucosides.

isodynam'ic [G. *isos*, equal, + *dynamis*, force.] Of equal force or strength.

isodynamogen'ic [G. *isos*, equal, + *dynamis*, power, + *gennao*, I produce.] 1. Isoenergetic. 2. Producing equal nerve-force.

isoenergetic (i-so-en-ur-jet'ik) [G. *isos*, equal, + *energētikos*, active.] Exerting equal force; equally active.

i'soform. Paraiodoxyanisol, a colorless powder, employed as a dusting powder, mixed with equal weight of calcium phosphate, also internally as an alternative in doses of gr. 4-8 (o. 25-0.5).

isogamous [G. *isos*, equal, + *gamos*, marriage.] In botany and protozoology, noting a form of conjugation in which the coalescing parts are similar.

isogamy [G. *isos*, equal, + *gamos*, marriage.] Conjugation, usually with complete fusion, between two equal gametes, or two individual cells alike in all respects.

isogenesis (i-so-jen'e-sis) [G. *isos*, equal, + *genesis*, production.] Identity of morphological development.

isohemagglutinin. Isoagglutinin.

isohemolysin. Isolysin.

isohemolysis [G. *isos*, like, + *haima*, blood, + *lysis*, solution.] Isolysis, dissolution of the red blood-corpuscles in one animal, effected by the injection of serum from another animal of the same species; the substance causing this destruction of corpuscles is called *isohemolysin*.

isohypercytosis (i-so-hi-pur-si-to'sis) [G. *isos*, equal, + *hyper*, above, + *kytos*, cell.] A blood state in which the number of leucocytes is increased, the relative proportion of the different varieties remaining unchanged.

isohypocytosis (i-so-hi-po-si-to'sis) [G. *isos*, equal, + *hypo*, beneath, + *kytos*, cell.] A blood state in which the leucocytes are decreased in number, the relative proportion between the different varieties remaining unchanged.

i'solate [It. *isolare*; L. *insulare*, insulate.] 1. To separate, to set apart by oneself. 2. To free from chemical combination.

isola'tion. Separation from others. 1. *ward*, a ward in a hospital or institution, usually a separate

pavilion, where inmates suspected of coming down with a contagious disease are kept apart from the others.

isolysin [G. *isos*, like.] An hemolysin in the serum of an animal, which will dissolve the red corpuscles of another animal of the same species.

isolysis. Isohemolysis.

isolytic. Relating to isolysis or an isolysin.

isomastigote (i-so-mas'ti-gôt) [G. *isos*, equal, + *mastix* (mastig-), whip.] Noting a protozoan organism having two equal flagella at one extremity.

isomer. One of two or more isomeric substances.

isomeric [G. *isos*, equal, + *meros*, part.] Noting substances having the same percentage composition, but differing in their physical properties, this difference being due to different arrangement of the atoms in the molecule.

isomeride. Isomer.

isomerism. The existence of a chemical compound in two or more forms, differing in physical properties but identical in chemical composition.

isomeric. Isomeric.

isometric [G. *isos*, equal, + *metron*, measure.] 1. Of equal dimensions. 2. Isodiametric. 3. In physiology, opposed to *isotonic*.*

isometroplia [G. *isos*, equal, + *metron*, measure, + *ôps* (ôp-), eye.] Equality in kind and degree of refraction in the two eyes.

isomorphie. Isomorphous.

isomorphism [G. *isos*, equal, + *morphê*, shape.] Similarity of form between two or more organisms or parts of the body.

isomorphous. Having the same form or shape, morphologically equal.

isonaphthol. Betanaphthol.

isornemocytosis (i-so-nor'mo-si-to'sis) [G. *isos*, equal, + *L. norma*, rule, + *G. kytos*, cell.] A blood state in which the number, both actual and relative, of leucocytes in the blood is normal.

isopathy [G. *isos*, equal, + *pathos*, suffering.] The theory or system of treatment of disease by means of the causal agent or a product of the same disease; also of the treatment of a diseased organ by an extract of the same organ from a healthy animal.

isopelletierine (i-so-pel-et'er-ên). An alkaloid derived from granatum, or pomegranate; it has the same composition and anthelmintic properties as pelletierine, but is optically inactive; dose, gr 10-15 (0.6-1.0).

isophoria [G. *isos*, equal, + *phoros*, bearing.] Absence of either hypophoria or hyperphoria, the two eyes lying in the same horizontal plane.

isopia [G. *isos*, equal, + *ôps* (ôp-), eye.] Equality in all respects of the two eyes, and consequently of vision.

isopral. Trichlorisopropyl-alcohol, occurring in the form of prismatic crystals of biting taste and camphoraceous odor, soluble in 35 parts of water; hypnotic in doses of gr. 5-20 (0.3-1.3).

isoprecipitin (i-so-pre-sip'i-tin) [G. *isos*, alike.] A precipitin formed in the blood of an animal treated by injections of serum from another animal of the same species.

isopter [G. *isos*, equal, + *optêr*, observer.] A curve in the visual field drawn through points of equal acuity of vision.

isoserum treatment (i'so-se-rum trê'tment). Therapeutic employment of serum taken from a person having or having had the same disease as the patient under treatment; also called *isoserotherapy*.

isostemonous [G. *isos*, equal, + *stêmon*, stamen.]

In botany, noting a flower in which the stamens are equal in number to the sepals and petals.

isotherapy [G. *isos*, equal, + *therapeia*, treatment.] Treatment or prophylaxis of a disease by means of the active causal agent, as in the preventive inoculations against rabies or in the use of bacterial vaccines.

isothermal [G. *isos*, equal, + *thermê*, heat.] Having the same temperature.

isotonia [G. *isos*, equal, + *tonos*, tension.] Tonic equality, a condition in which tension in two substances or solutions is the same.

isotonie [G. *isos*, equal, + *tonos*, tension.] 1. Relating to isotonia. 2. Having equal tension, noting solutions possessing the same osmotic pressure. 3. In physiology, noting the condition of contraction of a muscle when one end is attached to a light weight which is lifted while the muscle shortens; opposed to *isometric*, what notes the condition when the two ends are fixed so that the effort of contraction does not shorten the muscle.

isotonicity (i-so-to-nis'i-ty). The quality of possessing and maintaining a uniform tone or tension.

isotoxin [G. *isos*, alike.] A toxin in the blood active against an animal of the same species.

isotropic, **isotropous** [G. *isos*, equal, + *trope*, a turn.] Equal in refracting power.

isotypical (i-so-tip'i-kal) [G. *isos*, equal, + *typê*, typical.] Belonging to the same type.

ispaghu'la [East Indian.] (B.A.) The seeds of *Plantago ovata*, a plant of southwestern India; demulcent, having properties similar to those of linseed; dose, 3i-3 (4.0-12.0).

Issa'yeff's meth'od (e-sah'yef). The intraperitoneal injection of a saline solution twenty-four hours before an abdominal operation, in order to excite a local leucocytosis as a prophylactic of infection.

issue (ish'u) [Fr. a going out.] 1. Progeny. 2. A suppurating sore, acting as a counterirritant maintained by the presence of a foreign body in the tissues; it was formerly regarded as a means of escape for peccant humors. 1. *pena*, a pear-shaped body kept in an issue to prevent healing. -**ist** [G. -*istês*, a termination added to verbal roots, forming verbs with the termination -*iso*, denoting the agent.] A termination affixed properly to words derived from Greek verbs ending in *einai*, but added by analogy to other roots even of non-hellenic origin, denoting an agent or doer of the action indicated.

isthmian (is'mi-an). Relating to an anatomical isthmus.

isthmitis (is-mi'(me')tis). Inflammation of the isthmus of the fauces, or of the throat; faucitis sore-throat, faucial catarrh.

isthmoplegia (is'mo-ple'i-ah) [G. *isthmos*, isthmus, + *plêgê*, stroke.] Faucial paralysis.

isthmus (is'mus) [G. *isthmos*.] 1. A constriction connecting two larger parts of an organ or other anatomical structure. 2. A narrow passage connecting two larger cavities. Guyon's *I.*, *i. uln.* Haller's *I.*, Haller's* *fretum*. 1. *aorta*, a constriction of the arch of the aorta just beyond the origin of the subclavian artery. 1. *cartilag'lna au'ris*, a narrow bridge connecting the cartilage of the external auditory meatus and the lamina tragica with the main portion of the cartilage of the auricle. 1. *fau'cium*, fauces. 1. *glan'dula thyro'id'es*, 1. of the thyroid, the central part of the thyroid gland joining the two lateral lobes. 1. *gy'ri fornica'ti* [BNA], 1. of the fornicate gyrus. 1. of the limbic lobe, the narrow posterior portion of the gyrus cinguli, behind and below the

splenium of the corpus callosum, which joins the hippocampal gyrus. *i. mea'tus acus'tici exter'ni*, isthmus of the external auditory meatus, the narrowest portion of this canal near its inner termination. *i. pharyngonasa'lis*, pharyngeal *i.*, the aperture between the oral pharynx and the nasopharynx, bounded by the posterior palatine arches and the soft palate. *i. rhombenceph'alii*, rhombencephalic *i.*; (1) a constriction in the embryonic neural canal separating the mesencephalon from the rhombencephalon, or metencephalon; (2) the anterior portion of the rhombencephalon connecting with the mesencephalon; it consists of the brachia conjunctiva, the trigone of the lemniscus, the anterior medullary velum, and the anterior portion of the rhomboidal fossa. *i. tu'bæ auditivæ*, isthmus of the auditory (Eustachian) tube, the narrowest portion of the Eustachian tube at the junction of the cartilaginous and bony portions. *i. tu'bæ uteri'næ*, the narrow portion of the Fallopian tube adjoining the uterus. *i. u'teri*, Guyon's *i.*, an elongated constriction at the internal os uteri.

is'uria [G. *isos*, equal, + *ouron*, urine.] Excretion of urine at an unvarying rate, as measured from hour to hour.

i'sutan. Bismutan.

Ital'ian meth'od. Tagliacotian* method.

Iard's cath'eter (e-tar') [Jean Marie Gaspard *Iard*.

Parisian otologist, 1774-1838.] A form of Eustachian catheter.

Iard-Cholewa sign (e-tar' kho-la'vah) [Jean Marie Gaspard *Iard*; Erasmus Rudolph *Cholewa*, German physician, *1845.] Anesthesia of the membrana tympani in otosclerosis.

itch [A.S. *gikkan*.] 1. To be the seat of a peculiar, indescribable sensation which produces an impulse to scratch the part. 2. Scabies. 3. In general, any cutaneous affection, without specific lesion, marked by intense itching or pruritus. *baker's i.*, a pruritus affecting the hands and arms of bakers who mix the dough by hand. *bar'ber's i.*, sycosis vulgaris. *bath i.*, pruritus excited by contact with cold water. *coo'lie i.*, ground *i.* *co'pra i.*, a dermatitis occurring in workers in copra mills, caused by the presence of a mite, *Tyroglyphus longior*, var. *castellani*. *dhobie i.*, tineæ cruris. *ground i.*, coolie *i.*, swamp *i.*, water *i.*, water-sore, uncinariasis cutis; a vesicular dermatitis attacking the feet of coolies working during the rainy season in the tea gardens of Assam, characterized by swelling and itching, followed by an eruption of reddish macules or papules soon becoming vesicular; the affection has been observed in other parts of the tropics and subtropics in Asia and America; the generally accepted theory of its production is that it is caused by the entrance of embryos of ankylostoma or uncinaria. *lum'berman's i.*, winter *i.*, pruritus* hiemalis. *Malabar' i.*, tineæ imbricata. *prairie i.*, a pruritus of indefinite, and probably varied, origin, affecting farm laborers. *straw i.*, straw-bed *i.*, an urticarioid eruption caused by a minute mite, variously described as *Pediculoides venricosus* and *Diropenotus aureoviridis*, which infests the straw of mattresses and attacks persons sleeping thereon. *summer i.*, pruritus æstivalis. *swamp i.*, ground *i.* *toe i.*, uncinariasis cutis, ground *i.* *wash'erwoman's i.*, an eczematous eruption of the hands and arms of washerwomen,

dish-washers, and others whose hands are constantly immersed in soap-suds. *water i.*, ground *i.* *winter i.*, pruritus hiemalis.

itch'ing. Pruritus, an indescribable sensation of irritation of the skin or accessible mucous membranes impelling to scratching or rubbing of the affected parts.

itch-mite. *Sarcoptes scabiei*.

-ite [G. *-itis*, fem. *-itis*.] 1. A suffix denoting "of the nature of," "resembling," the thing to the name of which it is added. 2. In chemistry, denoting a salt of an acid denoted by the termination *-ous*. 3. In comparative anatomy, denoting an essential portion of the part to the name of which it is attached.

it'er [L. a way.] A passage leading from one anatomical part to another. *i. a ter'tio ad quar'tum ventric'ulum* [L. way from the third to the fourth ventricle], aquæductus cerebri [BNA]. *i. chor'dæ ante'rius*, Huguier's canal, a canal in the Glaserian or petrotympanic fissure, near its posterior edge, through which the chorda tympani nerve issues from the skull. *i. chor'dæ poste'rius*, canaliculus chordæ tympani [BNA], a canal passing from the aqueduct of Fallopius to the tympanum, through which the chorda tympani nerve enters this cavity.

it'eral. Relating to an iter.

-ites [G. *-itis*, m. or *-ites*, n.] An adjectival suffix to nouns, corresponding to Latin *-alis*, *-ale*, or *-inus*, *-inum*, or English *-y*, *-like*, or the hyphenated nouns. The adjective so formed is employed without the qualified noun; thus *ascites* is the short form of *ho askiēs hydrōps*, abdominal dropsy. The feminine form, *-itis* (agreeing with *nosos*, disease), is so often associated with inflammatory disease, that it has acquired in most cases the significance of inflammation. *Tympanites* is *to tympanites oidēma*, the drum-like swelling or tumor, but *tympanitis* is *hē tympanitis nosos*, the tympanic disease or inflammation of the tympanum, or drum of the ear. See also *-ite*.

ithycyphosis, *ithykyphosis* (ith'ŷi-si(ki)-fo'sis) [G. *ithys*, straight, + *kyphos*, a hump.] Pure kyphosis without lateral displacement of the spine.

ithylordo'sis [G. *ithys*, straight, + *lordōsis*, a bending forward.] A pure lordosis without lateral curvature of the spine.

-itis [G. fem. of *-itis*.] See *-ites*.

it'rol. A trade name for silver citrate, C₆H₇O₇Ag₃; a white powder soluble in 3800 parts of water, employed as a dusting powder in wounds and skin diseases, and for irrigation in solution of 1-4000 or 1-5000.

IU. Abbreviation for immunizing unit.*

iv'ory [L. ebur.] The hard dentine of the tusks of elephants and certain other animals. *hard as i.*, eburnated.

Ixo'des [G. *ixōdēs*, sticky, like bird-lime.] A genus of ticks of the family *Ixodida*, or acarids, many of the species of which are parasitic on man and animals.

ixod'i'asis. Skin lesions caused by the bites of certain ticks. In some cases the tick burrows under the skin causing more or less severe irritation, but in most cases an urticarioid eruption is the only result.

ixod'ic. Relating to or caused by ticks.

Ixod'idæ [G. *ixōdēs*, sticky.] A family of *Acarina*, which includes the ticks.

iz'al. Trade name of an antiseptic, belonging to the same class as creolin, derived from cresol.

J

J. Symbol for the mechanical equivalent of heat, or Joule's* equivalent

jaboran'di, **jaboran'di fo'lia** [A native Brazilian name.] (Br.) *Pilocarpus* (U.S.).

jab'orine. An alkaloid, $C_{17}H_{21}N_4O_4$, obtained from jaborandi or by heating pilocarpine; a white amorphous powder, resembling atropine in its action.

Jaboulay's butt'on (zhah-oo-la') [Mathieu *Jaboulay*, French surgeon, 1860-1913.] An apparatus consisting of two cylinders which are screwed together in effecting lateral intestinal anastomosis. **J.'s meth'od**, suture of arteries by splitting up the cut ends a short distance and then suturing the flaps together, applying intima to intima; called also the broad marginal confrontation method. **J.'s opera'tion**, interpelviabdominal amputation.*

Jaboulay-Brian meth'od (zhä-boo-la'bre-oh'). Same as *Jaboulay's** method.

jacaran'da. Caroba.

Jaccoud's sign (zhä-koo') [Sigismond *Jaccoud*, Parisian physician, 1830-1913.] 1. Visible movement of a portion of the chest wall in adherent pericardium. 2. A slow and irregular pulse with elevated temperature in tuberculous meningitis in adults.

jack'et. A fixed bandage applied around the body in order to immobilize the spine and prevent further deformity in Pott's disease; it is made usually of plaster of Paris; called also Sayre's* jacket.

Jack'son's ep'ilepsy [John Hughlings *Jackson*, English physician, 1834-1911.] Jacksonian* epilepsy. **J.'s rule**, after an epileptic attack, simple and quasiautomatic nervous processes are less affected and more rapidly recovered than the more complex ones. **J.'s sign**, during quiet respiration the movement of the paralyzed side of the chest may be greater than that of the opposite side, while in forced respiration the paralyzed side moves less than the other. **J.'s syn'drome**, unilateral paralysis of the larynx, velum palati, and tongue.

Jack'son's mem'brane or veil [Jabez North *Jackson*, American surgeon, *1868.] A thin vascular membrane or veil-like adhesion, covering the anterior surface of the ascending colon from the cecum to the hepatic flexure; it may cause obstruction by kinking of the bowel.

Jack'son's pec'toral syr'up. Syrupus pectoralis (N.F.).

Jacks'o'nian ep'ilepsy [John Hughlings *Jackson*.] Epilepsy, usually symptomatic, in which the convulsions are confined to certain groups of muscles.

Ja'cob's mem'brane [Arthur *Jacob*, Dublin physician, 1790-1874.] The layer of rods and cones of the retina. **J.'s ul'cer**, rodent ulcer of the face. **J.'s wound**, chancroidal ulcer.

Ja'cobson's canal [Ludwig Levin *Jacobson*, Danish anatomist, 1783-1843.] Canaliculus tympanicus. **J.'s car'tilage**, cartilago vomeronasalis. **J.'s nerve**, nervus tympanicus. **J.'s or'gan**, organon vomeronasale. **J.'s plex'us**, plexus tympanicus.

Ja'cobson's re'flex. When the patient's arm is supported, with the hand midway between

pronation and supination, the fingers being extended, flexion follows a tap on the lower end of the radius if paralysis is present.

Jacquemier's sign (zhak-me-a') [Jean Marie *Jacquemier*, Parisian obstetrician, 1806-1876.] Kluge's sign, Chadwick's sign; dark bluish or purplish discoloration of the vaginal mucous membrane indicating pregnancy.

Jacquemin's test (zhak-mah'). For carbolic acid: to the suspected fluid an equal amount of aniline is added, and, after thorough admixture, a little solution of sodium hypochlorite; if phenol is present the fluid becomes of a blue color.

jacta'tion [L. *jactare*, to toss.] Jactitation.

jacti'tion [L. *jactitare*, to toss about.] Extreme restlessness or tossing about from one side to the other in the bed.

jaculiferous (jak'u-lif'er-us) [L. *jaculum*, a dart, -*ferre*, to carry.] Prickly, covered with sharp points.

Jadassohn's disease (yah'dah-sön) [Josef *Jadassohn*, Swiss dermatologist, *1853.] Maculopapular erythrodermia.*

Jadelot's fur'rows or lines (zhad-lo') [Jean Francois Nicolas *Jadelot*, Parisian physician, 1840.] Three facial lines or furrows, said to be characteristic of certain diseases in children: 1. The *ocular line*, from the inner canthus of the eye toward the glenoid fossa; seen in cerebral disease. 2. The *nasal line*, from the lower border of the ala nasi curving around to the outer side of the orbicularis oris muscle; in abdominal disorders. 3. The *labial line*, extending downward from the corner of the mouth; in diseases of the respiratory organs.

Jaeger's test types (ya'ger) [Edward *Jaeger* von Jasthal, Viennese ophthalmologist, 1818-1884.] Lines of type of different sizes, printed on a card, used for testing the acuteness of near vision.

Jaffe's test (yah'feh) [Max *Jaffe*, German physician, 1841-1911.] For indican: To 10 c.c. of urine as equal amount of hydrochloric acid is added; after shaking, one adds 1 to 2 c.c. of a weak solution of calcium chloride and 3 or 4 c.c. of chloroform; if the urine contains indican the droplets of chloroform which sink to the bottom of the tube have a blue or purplish color.

jail-fe'ver. Typhus* fever.

Jaksch's ane'mia or disease (yaksh) [Rudolf von *Jaksch*, Ritter von Wartenhorst, Austrian physician in Prague, *1855.] Infantile pseudoleucæmia: anemia in infants, accompanied by some lymphatic enlargement and splenic changes, but by slight hyperleucocytosis. **J.'s test**, (1) for hydrochloric acid in the gastric juice, the presence of which imparts a violet to deep blue color to filter paper impregnated with benzopurpurin B; (2) for uric acid, heating with bromine water produces a red color, which becomes purplish on the addition of ammonia.

jal'ap, **jalapa** [*Jalapa* or *Nalapa*, a Mexican city whence the drug was originally exported.] The tuberous root of *Exogonium purga* or *Ipomoea purga*; hydragogue cathartic in doses of gr. 1 (i.o.) purgative in one-third this dose. In't'iaa j., turpeth. wild j., man-root, wild scammony.

the root of *Ipomœa pandurata*, containing a resin having purgative properties.

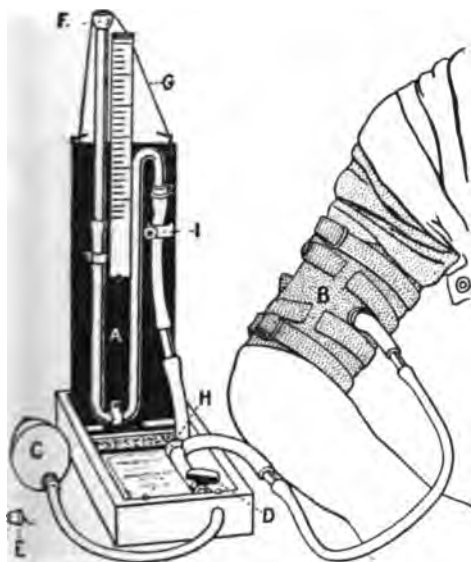
jalapin. 1. A resinous glucoside, $C_{24}H_{40}O_{10}$, derived from jalap and other convolvulaceous plants. 2. A purgative preparation of varying composition, according to the make, consisting largely of convolvulin; dose, gr. 1-5 (0.06-0.3).

jam'bul. The bark of the root of *Eugenia jambolana*, rose apple, a tree of the West Indies, possessing astringent properties; a decoction has been used in the treatment of gonorrhea, leucorrhea and diarrhea.

James's powder [Robert James, English physician, 1705-1776.] Pulvis antimonalis; antimonious oxide 1, calcium phosphate 2; dose, gr. 3-6 (0.2-0.4).

James'town weed. Stramonium.

Janet's disease' (zhâ-na') [Pierre Janet, French physician, *1859.] Psychasthenia. J.'s test, the patient is told to say "yes" or "no" according as he feels or does not feel the touch of the



JANEWAY'S SPHYGMOMANOMETER: A, U-tube manometer, with upper part (F) jointed; B, compressing armlet, a hollow rubber bag with outer leather cuff; C, inflator; D, stopcock with needle-valve; E, cork for closing manometer when disjoined; F, upper part of manometer; G, rubber band to hold F in place; H, joint; I, clip for closing manometer tube during transportation.

examiner's finger; in the case of functional anesthesia he may say "no" when an anesthetic area is touched (the eyes being closed), but will say nothing, being unaware that he is touched, in case of organic anesthesia.

Janeway's pill [Edward Gamaliel Janeway, New York physician, 1841-1911.] *Pilula* aloes et podophylli composita* (N.F.).

Janeway's sphygmomanometer [Theodore C. Janeway, New York physician, *1872.] A portable apparatus for determining the blood-pressure; see illustration.

janiceps [L. Janus, an ancient Italic deity having two faces, + *caput*, head.] A monster having two heads fused together, the faces looking in opposite directions. j. *asymmetrus*, a j. with one very small and imperfectly developed face.

Janzen's operation (yahn'zen) [Albert Jansen, German urologist, contemporary.] An operation

for frontal sinus disease, the lower wall and lower portion of the anterior wall being removed and the mucous membrane curetted away.

japaconitine (jap-â-kon-i-tên). An alkaloid obtained from Japanese aconite, *Aconitum fischeri*.

Japanese' river fever. Tsutsugamushi, shima-mushi, kedani disease, flood fever, island fever; an acute infectious disease, transmitted by a tick, attacking the harvesters of hemp in some parts of Japan. It is characterized by fever, painful swelling of the lymphatic glands, a small bluish scab on the genitals, neck, or axilla, and an eruption of large dark red papules; it is often fatal, but in favorable cases lasts about two weeks.

Japon'ic acid. An oxidation product of catechu or catechutannic acid.

jargon [Fr. gibberish.] Paraphasia. j. *apha'sia*, paraphasia, see *aphasia*.

Jarisch's ointment (yah'rish). [O. Jarisch, Austrian dermatologist, *1850.] Pyrogallic acid 1, lard 8; used in psoriasis.

Jarisch-Herxheimer reaction (yah'rish-herks'hi-mer). Herxheimer* reaction.

Jarjavay's muscle (zhar-zhâ-va') [Jean François Jarjavay, French physician, 1815-1868.] Depressor urethrae muscle.

Jar'vis's snare [William Chapman Jarvis, New York laryngologist, 1855-1895.] A wire snare, tightened by a screw in the handle, used for the cutting off of polypi and other sessile growths in the nose and other accessible cavities.

jas'mine. Gelsemium.

Jat'ropha [G. *iatros*, physician, + *trophê*, nourishment.] A genus of plants of the order *Euphorbiaceae*. J. *curcas*, Barbados nut, physic-nut, a plant the seed of which furnishes an oil similar in its purgative properties to croton oil. J. *urens*, a species of South America, the macerated fresh leaves of which are applied as a rubefacient and stimulating poultice, and the seeds furnish a purgative oil.

jaundice (jawn'dis) [Fr. *jaune*, yellow.] Icterus, a yellowish staining of the integuments and deeper tissues and the excretions with bile pigments. **acathet'ic j.**, a form due to a loss by the liver cells of the faculty of preventing the passage into the blood and lymph of the bile secreted by them. **acute infec'tious j.**, Weil's* disease. **acholur'ic j.**, urobilin j. **black j.**, (1) Winckel's* disease; (2) icterus melas. **febrile j.**, Weil's* disease. **hematog'enous j.**, toxemic j. **hemohepatog'enous j.**, toxemic j. **hepatog'enous j.**, j. resulting from disease of the liver, as distinguished from that supposedly due to blood changes. **infec'tious j.**, Weil's disease. **inog'enous j.**, icterus neonatorum, theoretically due to bile pigment, resulting from the transformation of the hemoglobin in the tissues, erythematous skin, and areas of minute capillary blood extravasation. **j. of the new-born**, icterus neonatorum. **malign'ant j.**, icterus gravis, acute yellow atrophy of the liver. **obstruc'tive j.**, hepatogenous j., resulting from interference with the flow of bile in the bile-ducts. **physiolog'ical j.**, the mild form of icterus neonatorum, due to stagnation of bile in the ducts or possibly to a rapid destruction of red blood-corpuscles during the first few days after birth. **tox'emic j.**, hematogenous j., hemohepatogenous j., resulting from hemolysis caused by some toxic substance in the blood causing hemoclasia; it is often associated with infectious diseases such as malaria, yellow fever, relapsing fever, etc.; it is due to an overloading of the liver with the broken-down red cells, resulting in inspissation of the bile

and consequent blocking of the smallest bile-ducts. **urobilin j.**, a yellowish discoloration of the skin and conjunctivæ associated with urobilinuria.

jaun'dice-root. Hydrastis.

Javal's ophthalmom'eter (zhâ-val') [Louis Emile Javal, French ophthalmologist, 1839-1907.] See *ophthalmometer*.

Javelle wa'ter (zhâ-vel') [*Javelle*, a town in the Department of the Seine, France.] Liqueur potassæ chlorinatæ (N.F.).

Javorski's bod'ies (yah-vor'ske) [Valery Javorski, Polish physician, *1849.] Mucous shreds in the gastric contents in hyperchlorhydria. **J.'s test**, in case of hourglass contraction of the stomach, a splashing sound may be obtained on succussion of the pyloric half, after syphonage of the organ.

jaw [A.S. *cēdwa*, to chew.] One of the two bony structures, in which the teeth are set, forming the framework of the mouth. **big j.**, actinomycosis, **indiarubb'er j.**, a peculiar condition of the jaw caused by the destruction of the bony tissue and its substitution by a dense whitish cancerous growth. **lock-j.**, trismus. **lower j.**, inferior maxilla, mandible, mandibula [BNA]. **lumpy j.**, actinomycosis. **phossy j.** [*phosphorus*], necrosis of the alveolar process of a jaw caused by phosphorus poisoning. **upper j.**, superior maxilla, maxilla [BNA].

absence, agnathia, ankylosis, gnathankylosis, cleft, gnathoschisis, having a large, macrognathic, megagnathic, having a protruding, prognathic, prognathous, having a small, micrognathic, brachygnathic, having a straight or upright, orthognathic, orthognathous, inflammation, gnathitis, pain in, gnathalgia, gnathoneuralgia, plastic surgery of, gnathoplasty, genyplasty, spasmodic closure, trismus, gnathospasmus, lockjaw.

jaw-bone. Jaw.

jaw-jerk. Jaw reflex.*

jaw-joint. Articulation mandibularis, articulation between the mandible or inferior maxilla and the temporal bone.

jaw-wink'ing phenom'enon. Elevation of the upper eyelid whenever the lower jaw is depressed; when the mouth is closed there is a slight ptosis of the eyelid; the significance of the phenomenon is not determined.

jec'oral [L. *jecur*, liver.] Relating to the liver, hepatic.

jecorin (jek'or-in) [L. *jecur*, *jecoris*, liver.] 1. A substance found first in the liver, afterward in the spleen, muscles, blood, and brain; it contains sulphur and phosphorus. 2. Trade name of a preparation offered as a substitute for cod-liver oil.

jec'ur, gen. jec'oris [L.] The liver.

Jed'dah ulcer [*Jeddah*, or Jiddah, an Arabian town on the Red Sea.] Oriental boil.*

jefferso'nia [Thomas Jefferson, American statesman, 1734-1826.] The root of *Jeffersonia diphylla*, twinleaf, rheumatism root; employed in rheumatism, bronchitis, syphilis, and various nervous affections in doses of 3½-1 (2.0-4.0) of a fluid-extract.

jej'unal. Relating to the jejunum.

jejunectomy (jê-ju-nek'to-mî) [*jejunum* + G. *ektomê*, excision.] Excision of all or a part of the jejunum.

jejunitis (jê-ju-ni'(ne')tis). Inflammation of the jejunum.

jeju'nocolos'tomy [L. *jejunum* + G. *kôlon*, colon, + *stoma*, mouth.] Establishment of a communication between the jejunum and the colon.

jejunoileitis (jê-ju'no-il-e-i'(e')tis). Inflammation of jejunum and ileum.

jejunoileostomy (jê-ju'no-il-e-os'to-mî) [G. *stoma*, mouth.] Establishment of a communication between the jejunum and a non-continuous part of the ileum.

jejunos'tomy [G. *stoma*, mouth.] The operative establishment of a fissure through the wall of the abdomen into the jejunum.

jejuno'tomy [G. *tomê*, incision.] Incision into the jejunum.

jeju'num [L. *jejunus*, empty.] Intestinum jejunum [BNA], the portion of small intestine, about 1 foot in length, between the duodenum and the ileum.

Jellinek's sign (yel'e-nek) [Samuel Jellinek, Viennese physician, contemporary.] A brownish pigmentation of the eyelids, especially the upper, in exophthalmic goiter.

jelly [Fr. *gelée*; L. *gelare*, to freeze.] A semisolid tremulous compound, containing usually some form of gelatin in solution. **Wharton's j.**, the gelatinous connective tissue surrounding the blood-vessels in the umbilical cord.

Jemez Hot Springs, New Mexico (ha'mâs). Saline waters. Forty springs in the upper group, 70° F. to 105° F. Ten or more springs in the lower group, from 94° F. to 168° F.

Jendrassik's maneu'ver (yen-drah'sik) [*Jendrassik*, Hungarian physician, *1858.] A method of emphasizing the patellar reflex: the subject hooks his hands together by the flexed fingers and pulls against them with all his strength, thereby withdrawing his attention from the leg muscles and preventing voluntary tension of them.

Jenner's stain [Louis Jenner, English physician, contemporary.] A 1:2 per cent. aqueous solution of eosin is mixed with equal parts of a 1 per cent. aqueous solution of methylene blue; at the end of 24 hours the precipitate is filtered out and washed with water; to make the stain 0.5 gram of the dry precipitate is dissolved in 100 c.c. methyl alcohol.

Jenner'ian. Relating to Edward Jenner, English physician, 1749-1823, the introducer, in 1796, of vaccination against smallpox. **J. vaccination**, arm-to-arm vaccination.

jenneriza'tion. The operation of jennering.

jen'nerize [Edward Jenner.] To produce immunity against a disease by inoculation with the attenuated pathogenic organisms of the same affection.

Jensen's classifica'tion of bacte'ria (yen'sen) [Niels Jensen, Danish physiological chemist, contemporary.] See under *bacterium*.

Jeph'son's pow'der. Precipitated sulphur 2, guaiac resin 1, used in tonsillitis or acne with constipation in doses of gr. 30-60 (2.0-4.0).

jequiridin (jê-kwir'it-in). Abrin.

jequir'itol. An active principle of jequirity in 10 per cent. sterile glycerin solution.

jequirity (jê-kwir'it-tî). Prayer-beads, jumble-beads, crab's-eyes, chicken-eyes, love-peas; the seeds of *Abrus precatorius*; employed in 0.5 per cent. infusion in the treatment of trachoma and pannus.

jerk. 1. A sudden pull. 2. A sharp muscular contraction following a tap on the muscle or its tendon; muscular or tendon reflex, deep reflex. **chin j.**, jaw j. **crossed j.**, McCormac's reflex, a muscular contraction on one side following a tap on muscle or tendon on the other side. **jaw j.**, a spasmodic contraction of the temporal muscle following a downward tap on the loosely hanging mandible. **knee j.**, patellar tendon reflex.

jerk-finger. Trigger-finger.

jerks (pl.). Chorea or any form of tic.

jer'vic acid. An acid, $C_{14}H_{16}O_{11} + 2H_2O$, derived from veratrum or hellebore.

jervine (jur'ven). An alkalioid, $C_{28}H_{37}NO_8$, derived from veratrum or hellebore; a vasomotor depressant.

jessamine. Jasmin, gelsemium.

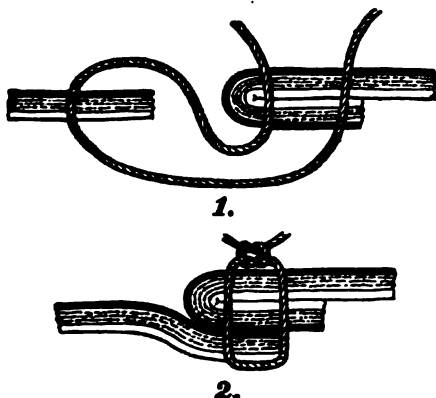
Jesuit's bal'sam. Friars' balsam. J.'s bark, cinchona. J.'s drops, friars' balsam. J.'s powder, powdered cinchona bark.

Jig'er [chigoe.] Sand-flea, *Sarcopsylla penetrans*, a penetrating flea, somewhat smaller than the common flea; the female bores obliquely into the epidermis and there causes considerable irritation and sometimes inflammation.

Jimson weed. Jamestown weed, stramonium.*

Jobert de Lamballe's fos'sa (zhô-bair' dô lahñ-bal')

[Antoine Joseph Jobert de Lamballe, Parisian surgeon, 1799-1867.] The hollow in the upper part of the popliteal region. J. de L.'s operation, closure of a vesicovaginal fissure by autoplasty. J. de L.'s suture, an interrupted intestinal suture, used for invaginating the margins of the intestines in circular enterorrhaphy.



JOBERT DE LAMBALLE'S INTESTINAL SUTURE.
1. passed; 2. tied.

Joffroy's re'flex (zhof-roä') [Alexis Joffroy, Parisian physician, *1844.] Hip-phenomenon, twitching of the glutei muscles when firm pressure is made on the nates, in cases of spastic paralysis. J.'s sign, (1) immobility of the facial muscles when the eyeballs are rolled upward, in exophthalmic goiter; (2) disorder of the arithmetical faculty (the person being unable to do simple sums in addition or multiplication) in the early stages of general paralysis.

joha (yo'hah). A suspension of salvarsan in iodipin and anhydrous lanolin.

Johannabad, Bohemia (yo-hahn'nis-baht). Simple thermal waters, 85° F. Nearby is a weak chalybeate spring. Used by drinking and bathing in neurasthenia, cases of protracted convalescence, and general debility. May 15 to September 30.

Johannis Spring, Prussia (yo-hahn'nis). Gaseous, slightly alkaline waters. Used by drinking in various disorders.

Johne's bacillus (yo'neh) [Albert Johne, German physician.] The pathogenic microorganism of dysentery in cattle. J.'s disease, dysentery in cattle.

Johnson's test [Sir George Johnson, English physician, 1818-1896.] A strong solution of picric

acid is poured gently upon the surface of urine in a test-tube; the presence of albumin, albumose, or peptone is indicated by a white cloud at the junction of the two fluids; if the precipitate is albumin it is increased on heating, if albumose or peptone it is dissolved by heat.

joint [L. *junctura*; *jungere*, to join.] Articulatio, articulation, the place of union, usually more or less movable, between two or more bones. **amphidiarthro'dial j.**, a combined gliding and hinge j., amphidiarthrosis. **arthro'dial j.**, gliding j., arthrodia. **ball-and-sock'et j.**, enarthrosis. **biar'ial j.**, one in which there are two principal axes of movement situated at right angles to each other; the condyloid and the saddle joints are biaxial. **biloc'ular j.**, one in which the interarticular cartilage is complete, dividing the j. into two distinct cavities. **coch'tear j.**, a variety of hinge joint in which the elevation and depression, respectively, on the opposing articular surfaces form part of a spiral, flexion being then accompanied by a certain amount of lateral deviation. **com'pound j.**, one composed of three or more bones or in which the socket is in part composed of connective tissue. **condyloid j.**, ellipsoidal j. **diarthro'dial j.**, a freely movable j., diarthrosis. **ellipsoid'al j.**, a joint in which there are two axes of motion at right angles to each other, but both passing through the same bone; distinguished from a saddle j. **enarthro'dial j.**, ball-and-socket j., multiaxial j., enarthrosis. **false j.**, pseudarthrosis, the result of non-union between the fragments of a broken bone, an unnatural motility at a point where there should be solid bone. **gin'glymoid j.**, hinge j., ginglymus. **gl'id'ing j.**, arthrodial j., arthrodia. **hinge j.**, ginglymus, a uniaxial joint in which the axis of movement corresponds with the transverse axis of the joint. **immov'able j.**, synarthrosis. **mixed j.**, amphidiarthrosis. **mov'able j.**, amphiarthrosis, or slightly movable; diarthrosis, or freely movable. **multiax'ial j.**, one in which movement occurs in a number of axes, enarthrodial j., ball-and-socket j. **o'pen j.**, in veterinary practice, inflammation of any joint with sloughing of the superficial tissues exposing the articular surfaces. **piv'ot j.**, trochoid j., rotary j. **polyax'ial j.**, multiaxial j. **ro'tary j.**, ro'tatory j., lateral ginglymus, pivot j., trochoid j.; a uniaxial joint, in which the axis of movement corresponds with that of the longitudinal axis of the joint, one bone rotating on the other; the superior radioulnar and the median atlaoxoid articulations are examples. **sadd'le j.**, a biaxial j., in which two saddle-shaped surfaces, one on each bone, are opposed to each other at right angles, the two axes of motion being therefore situated in different bones; distinguished from an ellipsoidal j. **sim'ple j.**, one composed of only two bones. **spheroid j.**, a multiaxial j. with more or less spherical surfaces; the gliding j. and the ball-and-socket j. are both of this class. **spi'ral j.**, cochlear j. **synarthro'dial j.**, immovable j., synarthrosis, synarthrodia. **tro'choid j.**, pivot j., rotary j. **uniax'ial j.**, one in which movement is around one axis only; when this axis corresponds with the longitudinal axis of the limb, the joint is called a lateral ginglymus or rotary joint; when the axis of movement corresponds with the transverse axis of the joint the joint is a ginglymus or hinge joint. **uniloc'ular j.**, one in which the interarticular cartilage is incomplete or absent, the joint having but a single cavity.

absence, anarthria. **air in**, pneumarthrosis. **anatomy**, arthrology, syndesmosology, arthrography. **blood in**,

hemarthrosis, hemarthron, hemarthrus. breaking up adhesions, arthroclasia. concretion, arthritolith, arthrolith, arthremphyte, tophus. contracture, ankylosis, arthrogyposis. curettag, arthroexesis. deformity, loxarthron, dysarthrosis. disease of, arthropathy, osteoarthropathy. dislocation, luxation, exarthroma, exarthrosis, abarthrosis, abarticulation. droopy, hydrarthrosis, hydrarthron, hydrarthrus. excision, arthrectomy. false, nearthrosis, pseudarthrosis. fistula of, arthroerynx. immobility, ankylosis, arthrosymphysis, acampsis; arthrocleisis, arthrodesis (operative). incision into, arthrotomy. inflammation, arthritis, arthrophlogosis, arthrosis, chondroarthritis, arthrodendritis, osteoarthritis, arthroseitis, synovitis, arthromeningitis, arthroca, arthrempyesis, arthropyosis, pyarthrosis, white swelling; acroarthritis (joints of hands or feet); monoarthritis (one joint), amarthritis, hamarthritis, polyarthritis (several joints), panarthritis (very many or all the joints). pain, arthralgia, arthrodynia, arthroneuralgia. plastic surgery, arthroplasty. pus in, arthrempyesis, arthropyosis, pyarthrosis. stiffness, ankylosis, arthrosymphysis, acampsis; arthrocleisis, arthrodesis (operative). supernumerary, arthroperissia. tumor, arthrocele, arthroncus, arthrophyma.

joint-cap'sule. Capsular ligament of a joint.

joint-e-vil. Anesthetic leprosy.

joint-mouse. Loose cartilage, or other body, in a joint.

joint-muscle. A muscle which causes motion at a joint.

Jolles's test (yol'lās) [Adolf Jolles, Austrian chemist, *1862.] For bile: a precipitate is obtained by agitation with chloroform, a solution of barium chloride, and hydrochloric acid; the precipitate is removed and the addition of a drop or two of sulphuric acid will produce a play of color if bile-pigments are present.

Jolly bod'ies (zhō-le') [J. Jolly, French physician, contemporary.] Nuclear nests sometimes seen in red blood cells, constituting an intermediate stage of chromatinolysis of the nucleus of the erythroblast.

Jolly's reaction (yol'le) [Friedrich Jolly, German neurologist, *1844.] Rapid loss of response to faradic stimulation of a muscle, the galvanic response and the power of voluntary contraction being retained.

Jones, Bence. See *Benc-Jones*.

Jonnesco's fossa (yon-nes'ko) [Thomas Jonnesco (Toma Ionescu), Bucharest surgeon, contemporary.] Fossa duodenojejunalis, a peritoneal recess occupying the duodenojejunal angle, extending upward a distance of 2½ to 3 inches. **J.'s method,** the induction of general anesthesia by spinal arachnoid injections of a mixture of strychnine and stovaine, or other of the cocaine substitutes; for operations below the diaphragm



JONNESCO'S FOSSA.
(Landouzy and Jayle.)

the injection is made between the last thoracic and first lumbar vertebrae, for those on the head or upper part of the body it is made between the first and second thoracic vertebrae. **J.'s operation,** removal of the sympathetic ganglion on both sides of the neck in the treatment of exophthalmic goiter.

Jordan's White Sulphur Springs, Virginia. Alkaline sulphureted waters, 57° F. Used by drinking and bathing in gout, rheumatism, diseases of the blood, glandular system, stomach, liver, and kidneys.

Jorissenne's sign (zhor-is-sen') [Gustave Jorissenne

Belgian physician.] The pulse rate is not quickened on rising from the recumbent position in the early months of pregnancy.

joule (jowl) [James Prescott Joule, English physicist, 1818-1889.] A unit expressing the amount of work done in one second by an electric current of 1 ampere against a resistance of 1 ohm.

Joule's equivalent [J. P. Joule.] The dynamical equivalent of heat, the amount of work which is converted into heat, will raise the temperature of 1 pound of water 1° F.

ju'gal [L. *jugum*, yoke.] 1. Connecting, yoked. 2. Relating to the malar, or zygomatic, bone. 3. bone, malar bone. 4. j. lig'ament, ligamentum orniculopharyngeum. 5. point, jugale.

jugale. Jugal point, a craniometric point corresponding to the angle between the vertical border and the margin of the zygomatic process of the malar bone.

jugged. Noting a horse with intermittent swelling in glanders.

juglan'dic acid. An acid from the bark of the butternut tree, *Juglans cinerea*.

ju'glans, gen. *juglan'dis*. Butternut bark, the root bark of *Juglans cinerea*, a forest tree of eastern North America; employed as an hepatic stimulant and cathartic in doses of gr. 5-15 (o. 1-2.0) of the extract.

jugomaxillary. Relating to the malar bone, or zygomatic process, and the maxilla.

jugular (ju'gu-lar) [L. *jugulum*, throat.] 1. Relating to the throat or neck. 2. Relating to the jugular veins. 3. A jugular vein. 4. *foramen*, a passage between the petrous portion of the temporal bone and the jugular process of the occipital; sometimes divided into two by the intra-jugular processes; it contains the internal jugular vein, inferior petrosal sinus, the glossopharyngeal, pneumogastric, and spinal accessory nerves and meningeal branches of the ascending pharyngeal and occipital arteries. 5. *fossa*, (1) an oval depression near the posterior border of the petrous portion of the temporal bone, to the inner side of the styloid process, ending at the jugular notch; in it lies the beginning of the internal jugular vein; (2) the hollow in the neck just above the sternal notch. 6. *notch*, (1) incisura jugularis [BNA], presternal, suprasternal, or interclavicular notch, the slightly concave upper margin of the manubrium sterni between the clavicular facets; (2) the groove in front of the jugular process of the occipital bone; (3) a groove on the posterior border of the petrous portion of the temporal bone; the 4. foramen is formed by the apposition of (2) and (3). 7. *process*, a bony prominence projecting from the posterior half of the lateral portion of the occipital bone in the direction of the temporal, its anterior border forming the posterior boundary of the jugular foramen. 8. *tubercle*, an oval elevation on the cerebral surface of the lateral part of the occipital bone, on either side of the foramen magnum. 9. *veins*, see under *vena*.

jugulation [L. *jugulare*, to cut the throat.] The abortion or sudden arrest of a disease by medicinal or other measures.

ju'gum, pl. *ju'ga* [L. a yoke.] A ridge or furrow connecting two points. 1. *alveolar's*, pl. *alveolar'ia*, alveolar yoke; one of the hollows on the anterior surface of the alveolar processes between the ridges formed by the roots of the incisor teeth. 2. *cerebral'le*, pl. *ju'ga cerebra'lia*, cerebral projection; one of the elevations on the

upper surface of the orbital plates of the frontal bone, in the anterior cranial fossa, alternating with depressions, the *digitate impressions*. **j. penis**, a forceps used for temporary compression of the penis. **j. sphenoidale**, a plane surface on the sphenoid bone, in front of the sella turcica, connecting the two lesser wings, and forming part of the anterior cranial fossa.

juice (jūs) [L. *jus*.] 1. The tissue-fluid of a plant or animal. 2. A digestive secretion. **cancer j.**, the liquid exuding from the cut surface of a cancerous growth. **gas'tric j.**, **intes'tinal j.**, **pancreatic j.**, etc., see the qualifying words.

jumble-heads. Jequirity.

jumbo-soap. A hard, strongly alkaline soap, containing pumice, used in scrubbing the skin of the patient before operation.

jambul. Jambul.

jump'er. The subject of a nervous disorder manifested by a sudden jump or other violent movement when the person is touched or suddenly addressed in a loud tone.

jumps (pl.). 1. Nervous twitching, jerks; chorea. 2. Delirium tremens.

junctu'ra, pl. *junctura* [L. a joining.] 1. Articulation, joint. 2. Junction; point, line, or surface of union of two parts. **junctu'ræ ten'dinum**, slender fasciculi or bands running obliquely between the tendons of insertion of the extensor digitorum communis on the dorsum of the hand.

June cold. Rose-cold.

Jungbluth's va'sa pro'pria (yoong'bloot) [Hermann Jungbluth, German physician, contemporary.] Embryonic blood-vessels beneath the amnion.

jungle-plant (jung'gl). *Combretum sundiacum*, a climbing plant of southeastern Asia, the leaves and bark of which are reputed to be curative of the opium-smoking habit.

jung's mus'cle (yoong). *Musculus pyramidalis auriculae*.

ju'niper, junip'erus. Juniper berries, the fruit of *Juniperus communis*; diuretic and stimulant, employed in cystitis, chronic gonorrhea, and Bright's disease in the form of an infusion.

Junod's arm or boot (zhû-no') [Victor Théodore Junod, Parisian physician, 1809-1881.] An airtight case into which the arm or leg is inserted and the air is then exhausted; used to remove a portion of the blood temporarily from the circulation.

jurispru'dence [L. *jus*, gen. *juris*, law, + *prudencia*, *providentia*, provision.] The science of law. **medical j.**, medicolegal science, forensic medicine, the practical interrelation of law and medicine; the application of medical science to the determination of legal questions; the law in its bearing on the practice of medicine.

jury-mast. An upright bar, of which the lower extremity is fixed in a plaster-of-Paris jacket or spinal support, and the upper recurving extremity carries a sling in which the chin and occiput rest; used as a support to the head in cases of Pott's disease of the cervical vertebrae.

Jussieuan sys'tem (jus-e-u'an) [Antoine Laurent de Jussieu, French botanist, 1699-1776.] The natural system of botanical classification, as distinguished from the *artificial* or Linnean* system. According to this all plants are grouped under three main divisions: Acotyledones (Cryptogamia of Linné), Monocotyledones, and Dicotyledones, the latter being further divided into apetalous, monopetalous, and polypetalous.

jus'to ma'jor [L. larger than normal.] Noting a pelvis the diameters of which are greater than the average. **j. mi'nor** [L. smaller than normal], noting a pelvis the diameters of which are below the average.

Jus'tus's test [J. *Justus*, Hungarian dermatologist, contemporary.] A test for syphilis determined by the change in the hemoglobin average following a single dose of mercury, preferably by inunction: in secondary or tertiary or congenital syphilis the hemoglobin average falls during the first twenty hours following the administration of mercury and then rises higher than it was before the drug was given.

jute (jüt) [Bengali name.] Fiber from the inner bark of the plants *Corchorus capsularis* and *C. olitorius*, natives of Asia; used in surgical dressings.

juvan'tia [L. aids; *juvare*, to assist, help.] Adjuncts, remedies or appliances which assist or intensify the action of others.

ju'venile [L. *juvenis*, young.] Young, characteristic of youth, relating to a child.

juxta. [L. near to.] A prefix denoting close proximity to the part denoted by the word to which it is joined, as *juxta-articular*, near a joint, *juxtapyloric*, adjoining the pylorus, etc.

juxtaposition (juks-tah-po-zish'un). A position side by side, apposition, contiguity.

K

(For words not found under initial K, see under C.)

K. Chemical symbol for potassium (L. *kali*um).
Ka. Ca, abbreviation for cathode or cathodal.

Kader-Senn operation (kah'der) [Bronislaw *Kader*, Polish surgeon, contemporary; Nicholas *Senn*, American surgeon, 1844-1908.] An operation for the establishment of a gastric fistula. A cone of the cardiac end of the stomach is brought out through a small incision; into the apex of this cone a glass tube is inserted and then pushed in so as to invaginate the cone, which is retained by a purse-string suture.

Kahler's disease [Kahler, Vienna physician, 1849-1893.] Myelopathic albumosuria, multiple myeloma; a destructive disease of the marrow of the bones forming the thoracic cage; the symptoms consist in pains in the affected bones and spontaneous fractures, pernicious anemia, emaciation, debility, and the excretion by the kidneys of heteralbumose.

ka'i'rin. Oxyquinoline-ethyltetrahydride hydrochloride; a light grayish crystalline powder, of saline bitterish taste, soluble in water. Antipyretic in doses of gr. 5-10 (0.3-0.6).

kairolin (ki'ro-lin). Chinolin-methyl hydrate, C₁₀H₁₁N, possessing antipyretic properties.

Kaiser Brunn, Prussia (ki'zer-broon-en). See *Aix-la-Chapelle*.

Kaiserling's meth'od (ki'zer-ling) [Karl *Kaiserling*, German pathologist, *1869.] A method of preserving histological and pathological specimens without altering the color: the specimens are immersed in a solution of potassium nitrate 10, potassium acetate 30, formalin 750, distilled water to make 1000.

kakidro'sis [G. *kakos*, bad, + *hidrosis*, perspiration.] Bromidrosis.

kakke (kak'ka) [Jap.] Beriberi.

kakos'mia. Cacosmia.

kala azar (kah'tah-ah'zar) [Hind. *kala*, black, + *azar*, poison.] Tropical splenomegaly, Dumdum fever; a chronic, usually fatal, disease occurring in India, Assam, and other parts of tropical Asia, characterized by an irregular fever, enlargement of the spleen, hemorrhages, dropsy, and extreme emaciation. The cause is a protozoan parasite, the Leishman Donovan body, or *Leishmania donovani*, present in the spleen, liver, and other parts of the body.

kalada'na (B.A.). Pharbitis nil, the dried seeds of *Ipomoea hederacea*; purgative and anthelmintic in doses of gr. 30-50 (2.0-3.3). **kalada'na res'tna** (B.A.), pharbitisin, prepared in the same way as resin of jalap; purgative in doses of gr. 2-8 (0.13-0.5).

ka'li [Ger.] Potassium.

kalim'eter. Alkalimeter.

ka'lum [L.] Potassium.

kallak' [Eskimo word meaning skin disease.] A peculiar pustular dermatitis observed among the Eskimos of the Labrador coast.

kama'la, kame'la. Rottlera, the hairs and glands from the capsules of *Mallotus philippensis*, a

small evergreen tree of India, Africa, and Australia, occurring in the form of a reddish granular powder; purgative and anthelmintic in doses of 31-3 (4.0-12.0).

kangaroo'-ten'don. A tendon from the tail of the kangaroo-rat or wallaby, fibers of which are used as a ligature material.

kan'gri burn cancer. A squamous-celled epithelioma of the abdomen or thighs, occurring in natives of Kashmir; it is apparently localized by irritation from the kangri, a portable fire basket which the people carry under their clothes to keep themselves warm.

ka'olin, kaol'num (U.S., Br.) Fuller's earth, porcelain clay, aluminum silicate, powdered and freed from gritty particles by elutriation; employed occasionally as a dusting powder, but chiefly in the form of a poultice with glycerin.

kaolino'sis. Pneumonoconiosis caused by the inhalation of clay dust.

Kap'lan's test [D. M. *Kaplan*, New York serologist, contemporary.] For globulin; 0.5 c.c. of cerebrospinal fluid is heated in a test-tube until it boils up twice, then 3 drops of a 5 per cent. solution of butyric acid in physiological saline solution are added and followed immediately with 0.5 c.c. of a supersaturated ammonium sulphate solution: an excess of globulin shows itself by the appearance in 20 minutes of a thick granular ring.

Kaposi's disease (kah'-po-she) [Moriz *Kaposi*, Vienna dermatologist, born in Hungary 1837-1902.] Xeroderma* pigmentosum.

Karell cure (kah'rel) [Philip *Karell*, Russian physician, 19th century.] Treatment of cardiac weakness, renal insufficiency, and high blood-pressure by means of rest in bed and a restricted salt diet (not over a quart a day sipped in small quantities), continued for five or six days.

Karlsbad, Germany. See Carlsbad.

karyenchyma (kar-i-en'ki-mah). Caryenchyma. **karyo-** [For words so beginning (referring to the nucleus of a cell) see *caryo-*.

karyokline'sis. Caryocinesia.

karyokinet'ic. Caryocinetic.

kata-. For words so beginning (katabolism, katal-epsy, etc.) see *cata-*.

Katal'yine Springs, Pennsylvania. See *Geystersburg Springs*, Pennsylvania.

kathisophobia (kath'i-so-fobi-ah) [G. *kathisis*, sitting, + *phobos*, fear.] An inability to sit still. **kath'odal, kath'ode.** Cathodal, cathode.

Kathrein's test (kaht'rin). A 1 per cent. alcoholic solution of iodine is poured gently over urine in a



A KANORI, OR INDIAN FIRE BASKET.

test-tube; if bile pigment is present an emerald green color appears at the line of contact; same as Märcchal's, Smith's, or Trouseau's test.

kation. Cation.

katoph'ria. Cataphoria.

kava-kava (kah'väh, kah-vah-kah'väh) [Hawaiian name.] Methysticum, the decorticated and dried rhizome of *Piper methysticum*; stimulant diuretic, in doses of gr. 5-10 (0.3-0.6) of the extract, and of 30-60 (2.0-4.0) of the fluid extract.

kava rhizoma (kah've-ri-zo'mah). (B.A.) Kava, methysticum.

kavaine (kah'väh-ën). Methysticine, an alkaloid from the kava-root; employed in cystitis, gout, and gonorrhea.

kavatel oil (kah'väh-tel). An oil expressed from the seeds of *Hydrocarpus wightiana*, a tree of the Malabar Coast, used as a substitute for chaulmoogra oil.

Kayser's disease' (ki'zer). An affection marked by an intention tremor, a greenish discoloration of the cornea, and a general pigmentation of the body, associated with cirrhosis of the liver, splenomegaly, and diabetes.

KBr. Potassium bromide.

KC₂H₃O₂. Potassium acetate.

KCl. Potassium chloride.

KClO. Potassium hypochlorite, the solute of Javelle water.

KClO₃. Potassium chlorate.

K₂CO₃. Potassium carbonate, pearl-ash.

Kearling-Hart's meth'od [Walter Valentine de *Kearling-Hart*, Parisian physician, contemporary.] Fulguration in the treatment of external cancer or of the field of operation after the removal of a malignant growth.

kedani disease' [Jap. *kedani*, hair-louse.] Japanese river fever, caused by the bite of a red tick.

Keely cure [Leslie E. *Keely*, American physician, 1832-1900.] A secret method of treatment of alcoholism, said to be by the administration of strychnine and of gold chloride.

Keen's sign [William Williams *Keen*, Philadelphia surgeon, *1837.] Increased width at the malleoli in Pott's fracture.

kehr, kefyrr. Kephir.

Kehr's operat'ion. [Hans *Kehr*, German surgeon, *1862.] Extirpation of the gall-bladder and cystic duct, followed by drainage of the hepatic duct.

Keith's bun'dle [Arthur *Keith*, London anatomist, *1861.] Sinoatrial bundle.* **K.'s node**, sinoatrial node.*

Keith and Flack's node [Arthur *Keith*; Martin *Flack*, English physiologist, contemporary.] Sinoatrial, or sinoauricular, node.*

kelectome (ke'lek-töm) [G. *kêlē*, tumor, + *ektomē*, excision.] An instrument employed, like the harpoon, to remove a specimen of tumor-substance for examination.

kelene. A trade name for ethyl chloride.

kelis [G. a stain, spot, blemish.] 1. Morphea. 2. Cheloid.

Kelling's test [Georg *Kelling*, German physician, contemporary.] For lactic acid: the addition of a drop or two of a 5 per cent. solution of chloride of iron to the diluted stomach contents will produce a greenish yellow color if lactic acid is present.

Keelock's sign. For the differentiation of a pleural effusion from pneumonia, vibration of the ribs occurring, when percussed, in the former condition but not in the latter.

keloid [G. *kêlē*, a tumor (or *kelis*, a spot), + *eidos*, appearance.] 1. Morphea. 2. Cheloid. **ac'ne k.**,

sycosis nuchæ necrotizans. **Ad'dison's k.**, morphea. **Al'bert's k.**, cheloid.

ke'los. Keloid.

keloso'mia, keloso'mus. Celosomia, celosomus.

kelot'omy [G. *kêlē*, hernia, + *tomē*, incision.] Herniotomy, division of the constricting neck of the sac for the relief of strangulated hernia.

kel'vin [Lord *Kelvin* (William Thompson), British physicist, *1824.] A commercial unit of electricity of 1000 volt hours.

kenoph'bia. Cenophobia.

kenotoxin (ken-o-tok'sin) [G. *kenos*, empty, exhausted.] Fatigue toxin.*

Kent-His bun'dle [Stanley *Kent*, English physician and physiologist, contemporary; W. *His*, Jr.] His's bundle, atrioventricular bundle.*

kentrokine'sia. Centrocinesia.

kephal'dol [G. *kephalē*, head, + L. *dolor*, pain.] Trade name of citrophenetidin-chiminasodium citrate, a brown powder of bitter taste; antipyretic and analgesic in doses of gr. 10-15 (0.6-1.0).

keph'alín. Cephalin.

kephír, kephyr (kef'ēr) [Caucasian name.] A curdled milk obtained by the addition of a ferment containing a lactic-acid bacillus and a yeast plant. **k. grains**, little masses or grains of the dried ferment used in preparing kephyr.

keracele (ker'ä-sël). Ceratocoele.

keraphyllocele (ker-ä-fil'o-sël) [G. *keras*, horn, + *phylon*, leaf, + *kêlē*, hernia, tumor.] A horn tumor on the internal face of the wall of a horse's foot.

ker'asin. Cerasin.

keratalgia (ker-ä-tal'ji-ah) [G. *keras*, horn, + *algos*, pain.] Ceratalgia, pain in the cornea.

keratectasia (ker-ä-tek-ta'si-ah) [G. *keras*, horn, + *ektasis*, extrusion.] Keratoconus, staphyloma, protrusion of the cornea.

keratec'tomy [G. *keras* (*kerat*-), horn, + *ektomē*, excision.] Excision of a greater or lesser portion of the cornea.

kerat'ic [G. *keras* (*kerat*-), horn.] Horny, corneous.

ker'atin [G. *keras*, horn.] Ceratin, epidermose; a scleroprotein or albuminoid present largely in cuticular structures such as hair, nails, horns, etc.; it contains a relatively large amount of sulphur. It is insoluble in the gastric juices and it is for this reason sometimes used for coating pills which are intended to be dissolved only in the intestine.

ker'atinize. To become horny.

ker'atinoid. Trade name of a keratin-coated pill or tablet.

kerat'inous. Relating to keratin.

keratitis (ker-ä-ti'(te')tis) [G. *keras*, horn, + *-itis*.]

Inflammation of the cornea; ceratitis. **deep k.**, parenchymatous k. **den'driform k.**, dendritic k., inflammation of the cornea marked by a branching linear ulcer. **fascic'ular k.**, a phlyctenular k. followed by the formation of a band or fascicle of blood-vessels extending from the margin toward the center. **herpet'ic k.**, inflammation of the cornea accompanying zoster. **hypo'pyon k.**, purulent k. with perforating ulcer resulting in the presence of pus in the anterior chamber. **inter'stit'ial k.**, parenchymatous k. **k. bullo'sa**, inflammation of the cornea with the formation of bullæ. **k. profun'da**, deep k., a deep-seated inflammation of the cornea, accompanied with more or less opacity, of benign course. **lagophthal'mic k.**, inflammation of the cornea from irritation caused by inability to close the eyelids. **mar'ginal k.**, phlyctenular conjunctivitis occurring at the sclerocorneal junction. **neuroparalyt'ic k.**, ulceration of the cornea occurring with

trigeminal paralysis. **parenchy'matous k.**, interstitial k., a chronic inflammation, with cellular infiltration of the middle and posterior layers of the cornea. **phlycten'ular k.**, an inflammation of the corneal conjunctiva with the formation of small red nodules of lymphoid tissue (phlyctenulæ). **punc'tate k.**, k. punctata, descemetitis; the occurrence of small opaque spots on the posterior surface of the cornea, occurring in inflammation of the uveal tract. **reap'ers' k.**, traumatic k. due to a wound by a spicule of rye or other grain inflicted while harvesting. **rib'bon-shaped k.**, the presence of a grayish white band laterally across the cornea in the aged. **sclero'sing k.**, inflammation of the cornea complicating scleritis. **superf'cial punc'tate k.**, the occurrence of numerous small grayish spots in the superficial layers of the cornea with radiating lines and some fogging. **tracho'matous k.**, vascular k. **vas'cular k.**, superficial infiltration of the cornea and roughness of the epithelial layer accompanied with a development of blood-vessels between Bowman's membrane and the epithelial layer; when pronounced it gives rise to pannus **vasculoneb'ulous k.**, pannus. **vesic'ular k.**, inflammation of the cornea with the formation of numerous small vesicles on the surface. **xero'tic k.**, keratomalacia.

kerato- [G. *keras*, horn.] A prefix denoting the cornea or horny tissue or cells. Also, and correctly, written *cerato-*, under which see those words not found here.

keratoangio'ma [G. *keras*, horn, + *angion*, vessel, + *-oma*.] Angiokeratoma.

ker'atocoele. Ceratocoele.

keratocento'sis. Ceratocentesis.

keratoconjunctivitis (ker'ä-to-kon-junk-ti-vi' (ve')-tis). Inflammation of the conjunctiva at the border of the cornea.

keratoco'nus [G. *keras* (kerat-), horn, + *kōnos*, cone.] Conical cornea, a conical protrusion of the center of the cornea due to non-inflammatory thinning of the membrane.

keratocri'coid. Ceratocricoid.

keratoder'ma. Keratoderma.

keratodermatitis (ker'ä-to-dur-mä-ti'(te')tis) [G. *keras*, horn, + *derma*, skin, + *-itis*.] Inflammation with proliferation of the horny layer of the skin, ceratodermatitis.

keratodermia (ker'ä-to-dur'mi-ah) [G. *keras* (kerat-), horn, + *derma*, skin.] A more or less generalized hypertrophy of the horny layer of the epidermis, ceratodermia. **k. eccen'trica**, porokeratosis, the occurrence of patches of hypertrophy of the horny layer with a wart-like elevated border. **k. palma'ris et planta'ris**, **k. symmet'rica**, the occurrence of symmetrical patches of hypertrophy of the horny layer of the epidermis, of trophic origin, on the palms and soles.

keratogen'esis [G. *keras*, horn, + *genesis*, production.] The production or origin of horny cells or tissue.

keratogenet'ic. Relating to keratogenesis.

keratogenous (ker-ä-toj'en-us). Causing a growth of horny tissue, keratogenous.

keratoglo'bus [G. *keras* (kerat-), horn, + L. *globus*, ball.] Buphthalmos.

keratogloss'us. Ceratoglossus.

keratohelco'sis [G. *keras*, horn(cornea), + *helkōsis*, ulceration.] Ulceration of the cornea.

ker'atohyalin. Eleidin.

ker'atoid [G. *keras*, horn, + *eidōs*, resemblance.] Horny, corneous; resembling corneal tissue.

keratoiditis (ker-ä-toy-di'(de')tis). Keratitis.

keratoidroscope (ker-ä-to-i-rid'o-skōp) [G. *keras*

(kerat-), horn(cornea), + *iris* (irid-) + *skopē*. I examine.] A lens or double lens used in the inspection of the cornea and iris.

keratoiditis (ker-ä-to-i-ri'(re')tis) [G. *keras* (kerat-), horn(cornea), + *iris* + *-itis*.] Inflammation of both cornea and iris.

keratoleucoma (ker'ä-to-lu-ko'mah) [G. *keras* (keras), cornea, + *leukos*, white, + *-ōma*.] A white corneal opacity.

keratol'ysis [G. *keras* (kerat-), horn, + *lysis*, solution.] 1. Separation or loosening of the horny layer of the epidermis. 2. Specifically a disease characterized by a shedding of the epidermis recurring at more or less regular intervals; decalcious skin.

keratoly'tic. Relating to keratolysis; desquamative.

kerato'ma, pl. *kerato'mata* [G. *keras*, horn.] s. Ca. losity, keratosis(s). 2. A horny tumor. **k. diffu'sum**, ichthyosis congenita. **k. seni'le**, senile k., one of the lesions in keratosis senilis.

keratomalacia (ker'ä-to-mal-a'si-ah) [G. *keras*, horn, + *malakia*, softness.] Xerotic keratitis, dryness with ulceration and perforation of the cornea occurring in cachectic children.

ker'atome. Keratotomy.

keratom'eter [G. *keras* (kerat-), horn(cornea), + *metron*, measure.] An instrument for measuring the curvatures of the corneal surface.

keratom'etry. Measurement of the degrees of corneal curvature.

keratomyc'o'sis [G. *keras* (kerat-), horn(cornea), + *mykōs*, fungus.] Disease of the cornea due to the presence of a fungous growth.

keratono'sis [G. *keras*, horn.] Any abnormal non-inflammatory affection of the horny layer of the skin.

keratono'sus [G. *keras*, horn, + *nosos*, disease.] Any disease of the cornea, ceratonosus.

keratonyxis (ker'ä-to-niks'is) [G. *keras* (kerat-), horn (cornea), + *nyxis*, a pricking.] Puncture of the cornea; specifically, operative puncture with a view to couching or needling the lens in cataract keratocentesis.

ker'atoplasty [G. *keras* (kerat-), horn(cornea), + *plastō*, I form.] Trephining of the cornea removal of a portion of the cornea containing an opacity and the insertion in place of it of a piece of the same size and shape removed from the eye of an animal; corneal grafting. **op'tic k.**, transplantation of transparent corneal tissue to replace a leucoma or a scar which obstructs vision. **ecton'ic k.**, grafting of corneal material on a part where it has been lost, without attempt to restore the transparency.

keratocleritis (ker'ä-to-skle-ri'(re')tis) [G. *keras* (kerat-), horn(cornea), + E. *sclera* + G. *-itis*.] Inflammation of both cornea and sclera.

ker'atoscope [G. *keras*, horn, + *skopē*, I examine.] An instrument marked with lines or circles by means of which the corneal reflex can be observed. Placido's disc.

keratos'copy [G. *keras* (kerat-), horn(cornea), + *skopia*, an examining.] 1. Examination of the reflections from the anterior surface of the cornea in order to determine the character and amount of corneal astigmatism. 2. A term first applied by Cuiquet to his method of retinoscopy on the theory that the phenomenon was a corneal reflex.

keratose (ker'ä-tōs). Horny; relating to or marked by keratosis. Digitized by Google

kerat'ic. Relating to or marked by keratosis. **k. cones**, horny pointed or rounded elevations on

the hands and feet, occasionally observed in cases of gonorrheal rheumatism.

keratosis [G. *keras* (*kerat-*), horn.] 1. Any disease of the epidermis, especially one marked by the presence of circumscribed overgrowths of the horny layer. 2. An individual lesion of this nature, more properly called *keratoma*. **k. foliicola's**, Darier's disease, ichthyosis follicularis, parospermiosis, an overgrowth of the horny layer of the epidermis spreading out from the openings of the hair-follicles. **k. nigricans**, acanthosis nigricans, an affection marked by particles of pigmented, wartlike overgrowths, chiefly on the skin of the face, neck, and hands, in cases of visceral cancer. **k. obturans**, laminated epithelial plug, an accretion of epithelia in the external auditory canal. **k. pilaris**, pityriasis pilaris, lichen pilaris, roughening of the skin of the thighs and arms, especially in cold weather, by the formation of plugs of horny epithelium in the openings of the hair-follicles. **k. seborrhoica**, **k. seborrhoica**, **k. senilis**, **k. senilis**, verruca senilis, senile warts, a growth of one or more patches of corneous hypertrophy on the face in old age. **k. suprafollicularis**, **k. pilaris**.

keratome. Keratome, a knife used for incising the cornea.

keratotomy [G. *keras* (*kerat-*), horn(cornea), + *tomē*, incision.] Incision through the cornea.

keratoneurosis (kē-raw'no-nu-ro'sis) [G. *keranos*, thunderbolt, + *neuron*, nerve.] A neurosis excited by a stroke of lightning or resulting from fright caused by a thunder storm.

keratophobia (kē-raw'no-fō-bi-ah) [G. *keranos*, thunder and lightning, + *phobos*, fear.] Extreme fear of thunder and lightning.

keratotomy. Keratotomy.

kerion [G. honeycomb.] A single hypertrophic lesion of tinea tonsurans, similar to granuloma trichophyticum.

Kerkring's folds [Theodor Kerkring, Dutch anatomist, 1640-1693.] K.'s valves. K.'s ossicle, an occasional independent center of ossification in the occipital bone, in the middle of the posterior border of the foramen magnum. K.'s valves, transverse folds of mucous membrane in the small intestine, plicae* circulares, valvulae conniventes.

kermes-mineral (kur'mēz-min'er-al) [*kermes*, a red dye.] Antimonium sulphuratum, a mixture of antimony sulphide and oxide.

Kernig's sign [Waldemar Kernig, St. Petersburg physician, *1840.] When the subject lies upon the back and the thigh is flexed to a right angle with the axis of the trunk, complete extension of the leg on the thigh is impossible; present in various forms of meningitis.

kern-plasma relation theory [Ger. *kern*, kernel, nucleus.] A theory enunciated by Hertwig (1903) that a definite relation as to size normally exists in every cell between the mass of nuclear material and that of the protoplasm.

keroid [G. *keroidēs*, horn-shaped, horn-like.] Keratoid.

ketogenic (ke-to-jen'ik) [*ketone* (acetone) + *gennao*, I produce.] Producing acetone.

ketol, **ketole**. Indol.

ketone [from *acetone*?] A substance, with the characterizing atom group (CO), derived by oxidation from a secondary alcohol.

ketoplastic [*ketone* (acetone) + *plastic*, I form.] causing the formation of acetone, or its excretion in the urine and breath.

ketose. A carbohydrate containing the characterizing group of the ketones (CO).

keynote (ke'nōt). In homeopathy, one of the characteristic symptoms of a drug, serving as a guide for the exhibition of the remedy when a similar symptom occurs in disease.

Key-Retzius corpuscles [Ernst Axel Henrik Key, Swedish physician, 1832-1901; Magnus Gustaf Retzius, Swedish histologist, *1842.] Tactile corpuscles, resembling those of Pacini, found in the beak of certain aquatic birds. **K.-R. foramina**, openings in the pia mater transmitting the choroid plexus to the fourth ventricle.

Key's Mineral Spring, Maine. Mild alkaline-chalybeate waters. Used by drinking in dyspepsia, and in inflammatory renal, bladder, and genitourinary disorders.

KHCO₃. Potassium bicarbonate.

KHSO₄. Acid potassium sulphate, potassium bisulphate.

KI. Potassium iodide.

kibe (kīb). A chap, a chilblain.

Kickapoo' Magnet Springs, Indiana. Light alkaline-calcic waters, 50° F. Used by drinking and bathing in rheumatism, dyspepsia, irritability of the bladder, and prostatitis.

kidney [A. S. *cwīth*, womb, belly, + *neere*, kidney.]

One of the two organs (L. *ren*, G. *nephros*) which excrete the urine. The kidneys are bean-shaped organs, about 4½ in. in length, 2 in. in width, and 1½ in. in thickness; lying on either side of the spinal column, behind the peritoneum, about opposite the twelfth thoracic and first three lumbar vertebræ. At the inner edge of each kidney is a concave depression, the *hilus*, where the vessels and nerves enter and leave the organs and where the ureter emerges; the *hilus* leads into the *renal sinus*, a hollow containing the pelvis and calyces and the branching blood-vessels. The kidney is enclosed in a fibrous envelope, the *capsule*, which dips into the sinus at the hilus. The substance of the organ is divided into *cortex* and *medulla*; the former is darker colored and more granular in appearance than the latter; it contains the Malpighian corpuscles and most of the convoluted tubules; the medulla is lighter in color and striated and contains the majority of the straight tubules; it is formed of the pyramids whose bases rest in the cortex and whose apices are the renal papillæ at which point the central collecting tubule opens into a *calyx*, this in turn emptying into the pelvis of the kidney from which the water passes into the ureter and so reaches the urinary bladder. The pyramids are made up of *tubules*; each tubule begins at the *glomerulus*, or Malpighian corpuscle, in the cortex; it is first convoluted, then enters the pyramid, passing down toward the papilla, near which it turns back on itself, the turn being called Henle's loop, it then ascends to the cortex, where it is again convoluted (being called the irregular tubule), and returns to the pyramid in the center of which it empties into the straight collecting tube, which terminates, usually after uniting with others, at the apex of the papilla. Projections of masses of tubules pass up into the cortex, being known as *medullary rays*, while the cortical substance often passes down between the pyramids, forming the so-called *columns of Bertin*; the cortical substance between the medullary rays is also called the *labyrinth*. **amyloid k.**, amyloid degeneration of the kidneys, associated usually with a similar process in the spleen and liver, caused frequently by prolonged suppuration; the kidneys are large, firm, and pale, the cortex being especially thickened and having a glistening appearance on section; the infiltration

of amyloid material affects first the glomeruli and later the tubules as well. **arteriosclerotic k.**, granular k. **cicatricial k.**, the irregularly contracted and deformed k. resulting from suppurative pyelonephritis. **cirrhoic k.**, granular k. **contracted k.**, granular k., small white k. **cystic k.**, passive congestion of the k. **cystic k.**, one which contains one or more cysts filled with a clear or brownish serous fluid or colloid matter. **diaphragmatic ligament of the k.**, that segment of the mesorchium which extends to the diaphragm. **fatty k.**, large white k., soapy k. **floating k.**, the abnormally mobile kidney in nephroptosis. **gouty k.**, granular k. **granular k.**, chronic interstitial nephritis; an affection of the k. characterized by hyperplasia and contraction of the interstitial connective tissue, with induration of the organ; usually associated with arteriosclerosis. **heart k.**, the small granular k., due to sclerosis, occurring in certain cases of valvular heart disease. **horse'shoe k.**, union of the lower extremities of the two kidneys by a band of tissue extending across the vertebral column. **inguinal ligament of the k.**, the segment of the mesorchium extending to the inguinal region. **k. of pregnancy**, a pathological change in the kidneys, said to occur in about 80 per cent. of all cases of pregnancy, consisting in anemia with fatty infiltration of the epithelia, without inflammation; the urinary symptoms are albuminuria and sometimes granular and hyaline casts with fatty renal epithelia. **lardaceous k.**, amyloid k. **large white k.**, the enlarged kidney with smooth or nodular surface, thin non-adherent capsule, thick white cortex, and large red pyramids, occurring in certain cases of chronic parenchymatous nephritis; the principal change is a fatty degeneration of the epithelium and glomeruli, the convoluted tubules are filled with casts composed of desquamated fatty epithelium. **movable k.**, floating k. **palpable k.**, a slight degree of nephroptosis. **sclerotic k.**, granular k. **small white k.**, a form of chronic parenchymatous nephritis in which the organ is little if at all increased in size; the capsule is thickened and moderately adherent, and there is some proliferation and contraction of the interstitial connective tissue; there is fatty degeneration of the epithelium and glomeruli. **soapy k.**, the large white k., which is said to contain myelins, consisting of fatty acids in combination with potassium and sodium, and not simple fats. **surgical k.**, suppurative pyelonephritis, resulting from extension of disease from the lower urinary passages. **wandering k.**, floating k. **waxy k.**, amyloid k.

abscess, nephropostasis, nephropyosis, pyonephrosis, calculus, nephrolith. **calculus formation**, nephrolithiasis, lithonephria. **capsule division or excision**, decapsulation, puncture, nephrocapsotomy, renal capsulotomy, nephrotomy. **Edebohl's operation**, congestion, nephremia, nephrohemis. **contraction**, nephroarctia, nephromiosis, nephrostenosis. **cystic formation**, nephrocystosis. **description**, nephrography. **disease**, nephropathy, nephresia, nephriism, Bright's disease. **downward displacement**, nephroptosis. **dropsy**, nephredema, nephrydros, hydronephrosis. **enlargement**, nephrectasia, nephrauxa, nephromegaly, nephrohypertrophy, nephroncus. **excision**, nephrectomy. **fixation of wandering**, nephropexy, nephrofixation, renifixation, nephrorrhaphy, renisture. **floating**, nephroptosis, ren mobile, ectopia renis, nephrospas. **hardening**, nephrosclerosis. **hemorrhage from**, nephrorrhagia. **hemorrhage into**, nephropoplexy. **hernia**, nephrocele. **inactivity**, nephrapragmionia, nephrauria, nephratony, nephroparalysis, nephroplegia. **incision**, nephrotomy. **inflammation**, nephritis, nephropneumia, pyelonephritis, nephropyelitis, pyelitis, glomerulitis, glomerulonephritis, chalonephritis, chrochalazosis, nephrococcosis, nephria, Bright's

disease, nephropostasis. **pain**, nephralgia, nephralnia, nephrocolica, renal colic, colica renalis, nephrodysuria, dolor nephriticus. **pus in**, pyonephrosis. **nephropyosis**, nephropostasis. **science relating to**, nephrology. **small**, reniculus. **softening**, nephromalacia. **ulceration**, nephroerosion. **urinary retention**, hydronephrosis, nephrydros, nephrydrops.

Kierman's space [Francis Kierman, English physician, 1800-1874.] Interlobular space in the liver

Kiesselbach's area (ke'sel-bahkh) [W. Kiesselbach, German laryngologist, *1839.] An area on the anterior portion of the nasal septum above the intermaxillary bone, where there is a network of large capillaries, which is often the seat of epistaxis.

kifus'sa. Sleeping-sickness.

Killian's line [Hermann Friedrich Killian, German obstetrician, 1800-1863.] A transverse line marking the promontory of the sacrum. **K's pelvis**, pelvis spinosa.

Killian operation [Gustav Killian, German laryngologist and rhinologist, *1860.] For frontal sinus disease: A skin incision is made from the inner third of the edge of the orbit to the root of the nose, the periosteal incision being a little higher up; the entire anterior wall is removed and the mucous membrane is curetted away; the ethmoid cells are scraped out through an opening in the nasal process of the maxillary bone, and the upper wall of the orbit is removed as well.

kilogram, **kilogramme** [Fr. *kilogramme*; G. *kilogramm*, one thousand, + *gramma*, mark.] In the metric system, a weight of 1000 grams, or 1 cubic decimeter of water; equivalent to 15.432.35 grains, or about 2.2 lbs. avoirdupois, or 2.7 lb. troy.

kiloliter, **kilolitre** (kil'o-le-ter) [G. *chilios*, one thousand.] A measure of 1000 liters, equivalent to about 1056 quarts.

kilometer, **kilometre** [G. *chilios*, one thousand.] A measure of 1000 meters, equivalent to 3,280.8 ft., or 0.621 mile; roughly, 8 kilometers equal 5 miles.

kilurane (kil'u-ran). A unit of radioactivity equivalent to 1000 uranium units.

kin-, **kine-** [G. *kinēsis*, movement.] A prefix denoting movement. Words so beginning are also written *cin-*, *cine-*.

kinaesthesia. Kinaesthesia.

kinaesthesia, **kinanesthesia** (kin-an-es-the-si-ah) [G. *kinēsis*, motion, + *an-* priv. + *aisthēsis*, sensation.] A disturbance of deep sensibility in which there is inability to perceive either direction or extent of movement, the result being ataxia.

kinase (kin'az) [G. *kinēsis*, movement, + *-ase*.] A colloidal substance formed in certain organs, as the intestine, which activates the enzymes with which it comes in contact.

kinematics [G. *kinēma*(*kinēmat-*), motion.] The science of motion.

kinesalgia [G. *kinēsis*, motion, + *algos*, pain.] Pain caused by muscular movement.

kine'sia [G. *kinēsis*, movement.] The symptom-complex caused by unwonted motion; seasickness, car-sickness, swing-sickness, etc.

kinesialgia. Kinesalgia.

kinesiatrics (ki-ne-si-at'riks) [G. *kinēsis*, movement, + *iatrikos*, relating to medicine.] The therapeutic employment of movements, either active or passive, kinaesthesia, movement-cure.

kinesiesthesiometer, **kinaesthesiaesthesiometer** (kin-es-the-si-on-ē-ter) [G. *kinēsis*, movement, + *aisthēsis*, sensation, + *metron*, measure.] An instrument for determining the muscular sense.

kinesim'eter [G. *kinēsis*, movement, + *metron*, measure.] An instrument for measuring the extent of a movement.

kinesiod'ic [G. *kinēsis*, motion, + *hodos*, way.] Relating to the paths by which motor impulses travel.

kinesiolog'y [G. *kinēsis*, movement, + *-logia*.] The science of movement, especially of the therapeutic use of movements; kinematics, kinesiatrics, kinesiotherapy.

kinesiom'eter. Kinesimeter.

kinesioneurosis (ki-ne'-sī-o-nu-ro'sis) [G. *kinēsis*, movement, + *neuron*, nerve, + *-ōsis*.] A neurosis, or functional nervous disease, marked by tics, spasms, or other motor disorders. **vas'cular k.**, angioneurosis.

kinesip'athist. A non-medical person who treats disease by movements of various kinds, a movement-curist.

kinesipathy (ki-ne-sip'a-thī) [G. *kinēsis*, movement, + *pathos*, suffering.] 1. An affection marked by motor disturbances. 2. Kinesiotherapy.

kinesitherapy (ki-ne-sī-ther'a-plī) [G. *kinēsis*, movement, + *therapeia*, treatment.] The therapeutic employment of movements, both active and passive; kinesiatrics, movement-cure.

kinaesthesia, **kinaesthesia** (ki-nēs-the'zī-ah) [G. *kinēsis*, motion, + *aisthēsis*, sensation.] 1. The sense perception of movement; the muscular sense. 2. An illusion of moving in space.

kinesesthesiometer, **kinaesthesiometer** (ki-nēs-the-zī-om'e-tur) [G. *metron*, measure.] An instrument for determining the degree of muscular sensation.

kinaesthetic, **kinaesthetic**. Relating to kinaesthesia, or the sensation or feeling of muscular movement.

kinet'ic [G. *kinētikos*.] 1. Relating to motion or muscular movements. 2. A hypothetical substance supposed to excite ameboid movement in leucocytes. **k. sys'tem**, a term prepared by Crile to denote the chain of organs through which latent energy is transformed into motion and heat: it includes the brain, the thyroid, the adrenals, the liver, the pancreas, and the muscles.

kinetograph'ic [G. *kinētos*, movable, + *graphikos*, recording.] Relating to a graphic record of movements.

kinetonnucleus (ki-ne-to-nū'kle-us) [G. *kinētēs*, one that sets in motion.] An aggregation within the protozoan cell of the assumed specific material upon which the motor activities of the animal depend; division center.

kinetoplasm, **kinetoplasm** (ki-ne'to-plazm, ki-ne-to-plaz'mah) [G. *kinētēs*, an originator, mover, + *plasma*, a thing formed.] The chromophile substance, or tigroid masses, in the nerve-cells, so called because it is present only when the cells begin to perform their proper function.

king's evil. Scrofula, which was formerly thought to be curable by the touch of a king.

ki'ao (U.S., Br.). The inspissated juice of *Pterocarpus marsupium*, a forest tree of India and Ceylon, occurring in the form of dark red, shining, brittle masses of an astringent taste, slightly soluble in water; employed in diarrhea and dysentery and in diabetes in doses of gr. 10-20 (0.6-1.3). **k. eucalypt'i** (B.A.), eucalyptus kino, Botany Bay kino, an exudation from the stem of various species of *Eucalyptus*; astringent; dose, gr. 5-20 (0.3-1.3).

kinecentrum (ki-no-sen'trum) [G. *kineō*, I move, + *kentron*, center.] Zimmermann's term for centrosome.

kinesog'y. Kinesiology

kinom'eter. Kinesimeter.

kin'one. Quinone.

ki'noplasm [G. *kineō*, I move, + *plasma*, a thing formed.] The portion of the protoplasm of a cell upon which its motor activity depends; kinetoplasm.

kinoplas'tic. Relating to the formation of kinoplasm, or to the laying down of the anlage or primitive trace of muscular tissue.

kin'ovin. Quinovin, a glucoside, $C_{20}H_{48}O_8$, obtained from cinchona.

kionectomy, **kionitis**, etc. See *cionectomy*, *cionitis*, etc.

Kirmisson's meth'od (kēr-me-saw'n') [Edouard Kirmisson, French surgeon, *1848.] Transplantation of the tendo Achillis to the peroneus longus muscle, complementary to the Phelps operation for club-foot.

Kirstein's meth'od (kēr'stēn) [Alfred Kirstein, German physician, *1863.] A method of inspection of the larynx without a laryngoscope, by inclining the head far back and depressing the tongue; autoscapy

Kissingen, Bavaria (kis'ing-en). Saline-chalybeate-carbonated waters. Cold. Several springs. Used for drinking and bathing in mental exhaustion, anemia, diseases of the heart, kidneys, and liver, gout, congestions, obesity, chronic gastric and intestinal catarrh, constipation, hemorrhoids, rheumatism, neuralgia, chronic joint pains, malarial cachexia, chronic headache, skin diseases, bronchial catarrh, scrofula, diseases of women, and general debility. May 1 to October 1.

Kitt'el's meth'od [M. J. Kittel, German physician, contemporary.] Dispersion of the uratic deposits in gouty joints by massage and manipulation.

Kjeldahl's meth'od (kyel'dahl) [J. Kjeldahl, Danish chemist, 19th century.] A method for determining the amount of nitrogen in any organic compound; the substance is treated with hot concentrated sulphuric acid and the reaction product is distilled with an excess of caustic soda or potassa; the quantity of ammonia in the distillate is then determined and from this the nitrogen content is ascertained.

Kl. Abbreviation for *klang*.

Klam'ath Hot Springs, California. Alkaline-saline-sulphurous-carbonated waters. Used by drinking and bathing in gout, rheumatism, synovitis, dyspepsia, chronic skin diseases, and other disorders.

klang (klahng) [Ger. sound.] Term used in reaction formulæ (usually abbreviated to *Kl*) to indicate a response of the auditory nerve to an electrical stimulus.

Klapp's meth'od [Rudolph Klapp, Berlin surgeon, *1873.] Treatment of scoliosis by a series of systematic crawling movements whereby the spine is bent laterally and made more flexible. **K.'s suc'tion cups**, cupping glasses of special shapes to fit various portions of the body, used to induce hyperemia in Bier's* method.

Klausner's reac'tion or test (klows'ner) [E. Klausner, Prague physician, contemporary.] The serum of a person suspected of syphilis is covered, in a test-tube, with distilled water; if syphilis is present a turbidity, due to precipitating globulin, is noted at the plane of contact.

Klebs' tuber'culins. See under *tuberculin*.

Klebs-Loeff'ler bacil'lus [Edwin Klebs, German physician, 1834-1913; Friedrich August Johannes Loeffler, German physician, *1852.] *Bacillus diphtheria*.

Klein-Gumprecht shad'ow nu'clei (klīn-goom'-

prekht). Shadow-nuclei in degenerating lymphoidocytes and macrolymphocytes in leucemia.

Klem'perer's tuberculin [Georg (*1865) and Felix (*1866) *Klemperer*, German physicians.] See under *tuberculin*.

kleptoma'nia. Cleptomania.

kleptoma'niac. Cleptomaniac.

kleptopho'bia. Cleptophobia.

Klip'pel's disease' [Maurice *Klippel*, French neurologist, *1858.] Arthritic general pseudoparalysis.*

kli'com'eter [G. *klisis*, inclination, + *metron*, measure.] An instrument for measuring the degree of inclination of the pelvis; see *clisometer*.

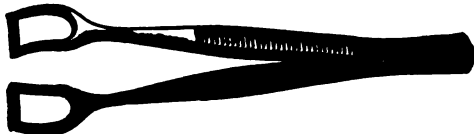
Klu'ge's meth'od [Karl Alexander Ferdinand *Kluge*, German obstetrician, 1782-1844.] The induction of premature labor by dilatation of the cervix with specially prepared sponges; a modification of Brueninghausen's method. **K.'s sign**, Jacquemier's* sign.

Klumpke's paral'ysis (kloomp'keh) [Madame A. Déjerine *Klumpke*, Parisian neurologist, contemporary.] Atrophic paralysis of the forearm with paresthesia and irregularity of the pupils.

KMnO₄. Potassium permanganate.

K₂Mn₂O₈. Potassium permanganate.

Knapp's for'ceps [Herman *Knapp*, New York ophthalmologist of German birth, 1832-1911.] A small forceps, the blades of which are formed of rollers, employed to express trachomatous granulations on the palpebral conjunctiva. (See cut on p. 469.) **K.'s streaks** or **strim**, pigmented lines, resembling blood-vessels, seen sometimes in the retina after a hemorrhage there.



KNAPP'S TRACHOMA FORCEPS, OR ROLLER FORCEPS.

Knapp's test. For sugar in the urine: upon heating with a mixture of mercuric cyanide and sodic hydrate, metallic mercury is precipitated if sugar is present.

knee [A.S. *cneow*.] 1. The articulation between the femur and the tibia, covered anteriorly by the patella. 2. In the horse the collective carpal joints. 3. In anatomy, any recurved structure resembling a semiflexed knee, genu. **Brodie's k.**, white swelling, chronic fungoid synovitis of the knee. **broken k.**, any injury of the knee in the horse, varying in severity from a superficial wound to a fractured bone, and due to violence, usually a fall. **capped k.**, swelling of the bursa of the extensor metacarpi magnus muscle in cattle, usually caused by injury to the knees in getting up and down on hard floors or by the entrance of *horns into the knee; the condition is marked by stiffness and pain in the knee with heat and swelling. **hooped k.**, the knee of a horse marked by the presence of exostoses. **house'maid's k.**, inflammation of, with serous effusion into, the prepatellar bursa. **inter'nal derange'ment** of the k., see *Hey*.

deformity, gonycampeis; genu valgum, genu introrsum, knock-knee, in-knee, gonycrotesis; genu varum, genu extrorsum, out-knee, bowlegs, gonyectyposis, genu recurvatum. **excision**, gonarthrectomy. **forcible correction of deformity**, gonyclasty, genuclasty. **gout**, gonagra, gonyagra, gonatagra. **incision**, gonarthrotomy. **inflammation**, gonarthritis, gonarthromeningitis, gonitis, gonocace, gonarthrocace, gonyoceles,

white swelling; meniscitis (of semilunar cartilage) pain, gonalgia, gonyalgia, gonatalgia. **swelling**, gonocace, gonarthrocace, hydrarthrus genu, white swelling, gonyoceles, gonocace, gonyoncus, gonatocace.

knee-cap. Patella.

knee-jerk. Patellar reflex.* **crossed adduc'tor k.-j.**, MacCormac's* reflex.

knee-joint. Articulatio genu, articulation between the femur and the tibia capped by the patella.

knee-pan. Patella.

knee-re'flex. Knee-jerk, patellar reflex.*

knee-sprung. Noting a horse having knees move or less flexed in consequence of traction of the tendons at the back of the leg.

Kneipp meth'od (knip) [Sebastian *Kneipp*, German empiric, a priest at Wörrihschen, 1821-1897.] The treatment of disease by hydrotherapy in various forms—douches, wet packs, full and local baths, compresses, vapor baths, walking barefoot in the dew of early morning, etc., especially cold effusions, the body being allowed to dry by evaporation.

Kneippiam (knip'izm). Kneipp* method.

knife (nif) [A.S. *cni/f*.] An instrument for cutting consisting of a blade sharpened on one or both edges, set in a handle.



HAYS' KNIFE-NEEDLE FOR CATARACT DISSECTION.

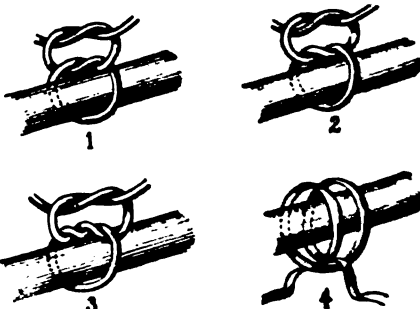
knife-nee'dle. A very narrow, needle-pointed knife used in the operation of discission of a cataract.

knitt'ing. The process of union of the fragments of a broken bone.

KNO₃. Potassium nitrate, niter, saltpeter.

knock-knee. In-knee, genu valgum.

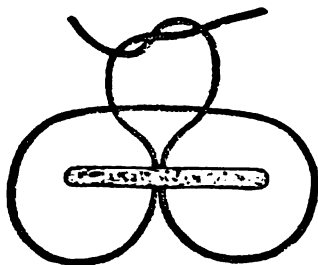
knock-out drops. A popular name for chloral alcoholate given with criminal intent to produce rapid coma in the intended victim, it is formed by adding chloral hydrate to beer or some stronger alcoholic liquor.



KNOTS: 1, Granny knot; 2, square knot; 3, surgeon's knot; 4, clove hitch.

knot (not) [A.S. *cnotta*.] 1. An intertwining of the ends of two cords, tapes, or other elongated flexible bodies in such a way that they cannot be separated; or a similar twining or infolding of a cord in its continuity. 2. In anatomy or pathology, a node, ganglion, or circumscribed swelling suggestive of a knot. **double k.**, (1) one like the square k., in which, after the single k. is made, the ends are turned back and tied again in the same way; (2) friction k., one in which the ends of the cord are passed twice around each other before being pulled taut **granny k.**, a

double k. in which the two stretches of cord do not pass together under the loop but are separated by it. **Hensen's k.**, protochordal k., see *Hensen*. **protochord'al k.**, Hensen's* knot. **reef k.**, square k. **square k.**, a double k. in which the two stretches of cord pass under the loop in contact with each other. **Staff'ordshire k.**, Tait's k. **stay k.**, two ligatures are passed around an artery side by side and a single knot is tied in each, then the



STAFFORDSHIRE, OR TAIT'S KNOT.

two ends on each side are treated as one and tied together to complete the double knot. **surgeon's k.**, a friction k. made double by recrossing the ends and tying a simple k. over the first. **Tait's k.**, a double ligature is passed through the substance of the pedicle of an ovarian tumor; the loop is then reversed over the end of the pedicle and placed between the two free ends of the ligature which are tied over it.

Knor's powder. Calx chlorinata.

knuckle (nuk'l). 1. A finger joint. 2. The loop of intestine in a hernia.

knuckling (nuk'ling). Talipes in the horse, caused by a contraction of the posterior fetlock tendons.

Ko'belt's cysts (Georg L. *Kobelt*, German physician, 1804-1857.) Cystic dilatation of portion of the paroovarium. **K.'s tubes**, tubes proceeding from the paroophoron, not connecting with the Wolfian body and ovary.

Ko'berr's test [Eduard Rudolf *Kobert*, German physiological chemist, *1854.] For hemoglobin: this is precipitated by zinc, and the precipitate turns red on the addition of an alkali.

KOC. Abbreviation for cathodal opening contraction; also written COC.


Koch's bacil'lus (kókh) [Robert *Koch*, German bacteriologist, 1843-1910.] 1. *Bacillus tuberculosis*. 2. *Spirillum cholerae asiatica*. **K.'s law**, to establish the specificity of a microorganism, it must be present in all cases of the disease, inoculations of its pure cultures must produce the same disease in animals (when it is transmitted to such), and from these it must be again obtained and be propagated in pure cultures. **K.'s lymph**, tuberculin. **K.'s phenom'anon**, the reaction, or rise of temperature and increase of the local lesion, in a tuberculous subject following an injection of tuberculin.

Koch-Ehrlich stain (kókh-er'likh). Add 2 c.c. of aniline oil to 98 c.c. of distilled water, shake, and filter; then add to 75 c.c. of this filtrate 25 c.c. of a concentrated alcoholic solution of fuchsin, gentian violet, or methylene blue.

Koch-Weeks bacil'lus [see *Koch*; John Elmer *Weeks*, New York ophthalmologist, *1853.] The cause of pink-eye or acute contagious conjunctivitis.

Kocher's forceps (ko'kher) [Theodor *Kocher*, Swiss surgeon, *1841.] A forceps for grasping the tissues in a surgical operation or for making

compression of bleeding structures. **K.'s opera'tion**, resection of the wrist by means of an incision on the ulnar side of the dorsum. **K.'s symp'tom**, in exophthalmic goiter, if the examiner's hand is placed on a level with the patient's eyes and then suddenly raised higher, the upper lids move upward more rapidly than the eyeballs.



KOCHER'S FORCEPS.

Kocks' opera'tion [Joseph *Kocks*, German surgeon, *1846.] Shortening of the base of the broad ligament, through the vagina, for prolapse or retroversion of the uterus.

Koeberlé's for'ceps (kê-ber-la') [Eugene *Koeberlé*, French surgeon, *1828.] Hemostatic forceps.

Koehler's disease' (kê'ler) [Albert *Koehler*, German surgeon, *1850.] A dystrophy of bone resulting from traumatism.

Koelliker's cells (kê'lli-ker) [Rudolf Albert *Koelliker*, German anatomist, 1817-1905.] 1. Spermatoblasts. 2. Osteoblasts. **K.'s glands**, Bowman's* glands. **K.'s lay'er**, the layer of connective tissue in the iris. **K.'s retic'ulum**, neuroglia.

Koenig's opera'tion (kê'ning) [Franz *Koenig*, German surgeon, *1832.] In congenital dislocation of the hip, reduction of the dislocation and formation of a lip to the upper edge of the acetabulum by an osteoperiosteal strip cut from the surface of the ilium. **K.'s syn'drome**, alternating attacks of constipation and diarrhea, with colic, meteorism, and gurgling in the right iliac fossa, said to be symptomatic of cecal tuberculosis.

Koenig's rods (kê'ning) [Charles Joseph *Koenig*, German otologist, *1868.] A series of steel cylinders, of graduated lengths, suspended by threads; used in testing the upper limit of hearing, the cylinders being tapped by a steel hammer.

Koenigsdorf, Germany (kê'nigs-dorf). Saline waters with small amounts of magnesium bromide and iodide. Used by drinking and bathing in nervous disorders, blood disorders, diseases of women, glandular swellings, and skin diseases. May 15 to October 1.

Koerte-Ball'ance opera'tion (kêr'teh) [Werner *Koerte*, German surgeon, *1853; Charles Alfred *Ballance*, London surgeon, contemporary.] Operative anastomosis of the facial and hypoglossal nerves for the relief of facial paralysis.

Koester's nod'ule (kê'ster) [Karl *Koeser*, German pathologist, *1843.] A tubercle formed of a single giant cell surrounded by a double layer of epithelioid and embryonal cells.

KOH. Potassium hydroxide, caustic potassa.

Kohl'rausch's valves [Otto Ludwig Bernhard *Kohlrausch*, German physician, 1811-1854.] Rectal valves, plicæ* transversales recti.

kollonychia (koy-lo-nik'i-ah) [G. *koilos*, hollow, + *onyx* (*onych-*), nail.] Spoon-nail; a malformation of the nails in which the outer surface is concave.

ko'la. Cola.

Kolle's se'rum (kol'eh) [Wilhelm *Kolle*, German

bacteriologist, *1868.] A bacteriolytic serum used in the treatment of cerebrospinal meningitis. **kolyños** [G. *kōlyō*, I prevent, + *nosos*, disease.] An antiseptic dental paste containing thymol, saccharin, peppermint oil, eucalyptus oil, benzoic acid, glycerin, alcohol, precipitated chalk, and soap.

kolyone (kol'i-on). Colyone.

kolysep'tic. Colypeptic.

kolysep'tic. Colyseptic.

Kondo'leon opera'tion [Emmanuel *Kondoleon*, Athenian surgeon, contemporary.] Excision of strips of subcutaneous connective tissue for the relief of elephantiasis.

konio'ogy. Coniology.

Kop'lik's spots [Henry *Koplik*, New York physician, *1858.] Filatov's spots; small red spots on the buccal mucous membrane, in the center of each of which may be seen, in a strong light, a minute bluish white speck; they occur early in measles, before the skin eruption, and are regarded as a pathognomonic sign of the disease. **K.'s stig'ma of degen'eration**, a prominence over the pisiform bone observed in certain cases of sporadic cretinism.

Koo'zo. Cusso.

Kopp's asth'ma [Johann Heinrich *Kopp*, German physician, 1777-1858.] Spasm of the glottis occurring in young infants up to two years of age, laryngismus stridulus.

Korányi's method (ko-rah'n'ye) [Baron F. von *Korányi*, Hungarian physician, *1829.] A method of percussion, usually auscultatory percussion; a finger of the examiner's left hand is held vertically against the chest wall while percussion is made by the finger of the right hand tapping its second phalanx.

koro'nion. Coronion.

Korsakoff's psycho'sis or syn'drome (kor-sah'kawf) [Sergei Sergeyevich *Korsakoff*, Russian neurologist, 1853-1900.] Polyneuritic psychosis; a psychosis associated with polyneuritis, characterized by failure of memory, imaginary reminiscences, and sometimes marked hallucinations with agitation.

Koshev'nikoff's disease'. [Alexiei Jakovlevich *Koshevnikoff*, Russian neurologist, 1836-1902.] An incomplete or mild form of epilepsy.

kou'sin, kouss'in. The active principle, glucoside, of cusso, employed as a teniacide in doses of gr. 20-40 (1.3-2.6).

kouss'o. Cusso.

Kovalev'ski's canal' [Pavel Ivanovich *Kovalevski*, Russian embryologist, *1845.] Neurenteric or blastoporic canal, connecting the medullary tube with the archenteron in the embryo.

Kowarsky's test (ko-var'ske) [A. *Kowarsky*, Berlin physician, contemporary.] A modified phenylhydrazine test for sugar in the urine.

Koy'ter's mus'cle [Volcherus *Koyter*, Dutch anatomist, 1534-1600.] Musculus* corrugator supercilii.

kra-kra. Craw-craw.

krame'ria [J. G. H. *Kramer*, an Austrian physician and botanist, eighteenth century.] (U.S.) Rhatany, the root of *Krameria triandra*, a shrub of Peru and other parts of South America; tonic and astringent, employed in chronic diarrhea in doses of gr. 10-30 (0.6-2.0), and locally in leucorrhea and uterine hemorrhage.

Krankenhell-Tölz, Bavaria (krahnh'-en-hil-telts). Saline waters. Cold; six springs. Used by drinking and bathing in scrofula, skin disorders, catarrh of the respiratory organs, goiter, and diseases of women. May 15 to October 1.

Kraske's opera'tion (krah's'keh) [Paul *Kraske*, German surgeon, *1851.] Removal of the coccyx and excision of the left wing of the sacrum in order to afford approach for resection of the rectum for cancer or stenosis.

kraurosis, kraurosis vulvæ (kraw-ro'sis vul'we) [*krauros*, dry, brittle.] Atrophy of the skin of the female genital organs.

Kraus's reac'tion. The formation of a precipitate when the filtrate of an old broth culture of typhoid bacilli, for example, called *K.'s fluid*, is added to a strong immune serum.

Krause's cor'puscles or end-bulbs (krow'zei) [Wilhelm *Krause*, German anatomist, *1811.] Corporacula bulboidea, tactile corpuscles on the nerve terminals in the lips, glans penis, and elsewhere. **K.'s glands**, mucous glands of the conjunctiva. **K.'s me'dian puboprostatic lig'ament**, ligamentum transversum pelvis. **K.'s valve**, valve of Béraud, a fold of mucous membrane where the lacrymal sac narrows into the nasal duct.

Krause's meth'od (krow'zeh) [Fedor *Krause*, German surgeon, of Altona, *1857.] Skin grafting by means of large strips the entire thickness of the skin but without any of the subcutaneous fat as application of Wolfe's* method to general surgery. **K.'s opera'tion**, extradural operation for the removal of the Gasserian ganglion in trigeminal neuralgia. **K.'s respi'ratory bun'dle**, tractus subartarius.

kre'oform. Geoform.

kre'osol. Cresol.

kre'osote. Cresote.

kreotox'ism. Creotoxism.

kre'esamine. An aqueous solution of tricresol and ethylenediamine, each 25 per cent.; bactericidal.

kre'sol. Cresol.

kre'solin. Trade name of a cresol-containing disinfectant.

Kretschmann's space (krech'mahn). A slight depression in the tympanic attic below Prussak's space.

Kreuznach, Rhenish Prussia (kroyts'nahkh). Saline waters with traces of chlorides of strontium, barium, bromide and iodide of sodium, and arsenic. The waters have radioactive properties. Numerous springs. Used by drinking and bathing in scrofulous affections, skin diseases, diseases of the respiratory organs, bones, joints, and ears, tabes, syphilis, anemia, obesity, nervous disorders, goiter, gout, rheumatism, diseases of women, and chronic maladies generally. May 1 to October 1.

Kreyzig's sign (kri'zig) [Friedrich Ludwig *Kreyzig*, Dresden physician, 1770-1839.] Heim-Kreyzig sign.

Krishaber's disease' (krés-a-bair') [Maurice *Krishaber*, Parisian physician, born in Hungary, 1836-1883.] Cerebrocardiac neuropathy; a neurosis characterized by a feeling of emptiness in the head, vertigo, sleeplessness, syncope, and cardiac palpitation.

Krisov'ski's sign. Wrinkles radiating from the corners of the mouth in congenital syphilis.

Kroenig's steps (kré'nig) [Georg *Kroenig*, Berlin physician, 1856-1911.] A step-like extension of the lower part of the right border of absolute cardiac dullness in hypertrophy of the right heart.

Kroenlein's her'nia (kren'in) [Rudolf Ulrich *Kroenlein*, Zürich surgeon, 1847-1910.] Hernia en bissac, properitoneal inguinal hernia. **K.'s opera'tion**, temporary resection of the sur-

border of the orbit in order to afford access to a retrobulbar orbital tumor.

Kromayer's lamp (kro-mi'er) [Ernst Kromayer, German dermatologist, contemporary.] A U-shaped quartz lamp of mercury vapor, giving out actinic rays, used in the treatment of skin diseases.

Krompecher's tu'mor (kröm'pek-er) [Eduard Krompecher, Budapest pathologist, *1870.] Rodent ulcer.*

Kronodorf, Bohemia (krön'dorf). Alkaline waters. Used by drinking in gout, chronic catarrh of the respiratory tract, disorders of the pharynx, larynx, and bronchial tubes, and jaundice.

Kronecker's cen'ter (krön'ek-er) [Hugo Kronecker, Swiss physiologist, 1839-1914.] The inhibitory cardiac center. **K.'s punc'ture**, experimental puncture, by means of a needle, of K.'s center. **K.'s solu'tion**, a 5 per cent. sodium chloride solution rendered faintly alkaline with sodium carbonate, for use in the examination of fresh tissues under the microscope.

Krosenquelle, Prussian Silesia (kro'n'en-kvel-eh). Alkaline-saline-lithiated waters. Used by drinking in the uric acid diathesis.

Kro'mig's field. The area of the chest corresponding to the apices of the lungs. **K.'s meth'od**, auscultatory percussion of K.'s field in the diagnosis of pulmonary tuberculosis.

Kronthal, Prussia (krön'tahl). Alkaline-saline waters. Used by drinking in dyspepsia, anemia, rheumatism, and gout.

Krukenberg tu'mor (kroo'ken-berg) [Friedrich Ernst Krukenberg, German gynecologist, *1871.] Fibrosarcoma mucocellulare (carcinomatodes) ovarii; a fibrosarcoma of the ovary which has undergone myxomatous degeneration involving both ground substance and cells, the former showing large loose meshes, the latter becoming swollen, pale, and faintly granular, with a deeply staining crescentic peripheral nucleus—presenting the so-called "seal-ring" form.

Kruze's brush [Walther Kruze, German bacteriologist, *1864.] A bunch of fine platinum wires attached to a holder, used in bacteriological work to spread infected material over the surface of a culture medium.

krymother'apy. Cryotherapy.

ky'oline. Trade name of methoxyacetphenetidin, a condensation product of parphenetidin; anodyne and antipyretic in doses of gr. 5-15 (0.3-1.0).

kyogenin (kri-oj'en-in). Cryogenin.

kyo'scopy. Cryoscopy.

kryp'ton [G. *kryptos*, concealed.] A gaseous element, present in small amount in the atmosphere, symbol Kr, atomic weight 83.

KSO₄. Potassium sulphate, dipotassic sulphate.

kubisagari, kubi'sagaru (koo-bi-sah-gah'ri, koo-bi-sah-gah'roo) [Jap. *kubi*, head, neck, + *sagaru*, to hang down.] Endemic paralytic vertigo, an affection characterized by diplopia, dimness of vision, blepharoptosis, and paralysis of the neck muscles resulting in head-drop.

Kuehne's fiber (kü'neh) [Willy Kuehne, German histologist, 1837-1900.] Artificial muscular fiber made by filling the intestine of an insect with a growth of myxomycetes, used to demonstrate the contractility of protoplasm. **K.'s methylene blue**, methylene blue, 1.5; absolute alcohol, 10; 5 per cent. phenol solution, 100. **K.'s mus'cle-spin'dle**, neuromuscular spindle; the beginning of a sensory nerve-fibril on the surface of the muscular fiber; these fibrils form rings or spirals around the fibers or ramify on their surface. **K.'s phenom'enon**, waves in the sarcous

substance of muscle, in a direction from the anode to the cathode, when a galvanic current is passed through muscular tissue. **K.'s spin'dle**, K.'s muscle-spindle. **K.'s ter'minal plates**, the motor end-plates of nerves in the muscular spindles.

Kuelz's cyl'inders (küls) [Rudolph Eduard Kuelz, German physician, 1845-1895.] Coma-casts; renal casts of strongly refracting granules said to be found in beginning diabetic coma. **K.'s test**, after the fermentation of the sugar in diabetic urine, if the urine turns the plane of polarization to the right, beta-oxybutyric acid is present.

Kuemmel's disease (kü'm'el) [Hermann Kuemmel, Hamburg surgeon, *1852.] Traumatic spondylopathy; rarefying osteitis of the vertebra, following an injury, marked by pain, stiffness of the back, sometimes kyphosis, and symptoms of compression of the cord. **K.'s spondyli'tis**, a form of traumatic spondylitis in which the disabling symptoms do not make their appearance until some time after the receipt of the injury.

Kuess' exper'iments (küs) [Emil Kuess, Strasburg physiologist, 1815-1871.] To show that the epithelium of the bladder is impermeable; vesical injections of solution of belladonna or of opium are followed by no symptoms of poisoning.

Kuester's operation (kü's'ter) [Ernst Georg Ferdinand Kuester, German surgeon, *1839.] The pinna and posterior wall of the cartilaginous auditory canal are divided from their attachments and turned forward; then the posterior bony wall of the auditory canal is cut away, along with the superior and external walls of the attic, thus exposing the antrum, attic, and tympanum, and giving exit to the pus in mastoiditis.

Kuester's sign (kü's'ter) [Otto Ernst Kuester, German gynecologist, *1850.] Dermoid cysts of the ovary are found anterior to the uterus, contrary to the usual position of ovarian cysts.

Kuhnt's opera'tion (koont) [Hermann Kuhnt, German ophthalmologist, *1850.] An operation for frontal sinus disease. A horizontal skin incision is made along the supraorbital margin with a vertical incision through the periosteum at right angles; then the entire anterior wall of the sinus is removed with chisel and rongeur, and the mucous membrane is curetted away. **K.'s spaces**, shallow diverticula or recesses from the anterior portion of the lateral chamber of the eye.

ku'myss [Tartar word.] Fermented mare's or cow's milk.

Kupres'off's cen'ter [J. Kupressoff, Russian physician, nineteenth century.] Medullary center of the vesical sphincter, at the level of the third to the fifth lumbar vertebra.

Kurloff's bod'ies (koo'r'lawf) [Mikhail Georgiyevitch Kurloff, Russian physician, *1859.] Cell-inclusions found in the large mononuclear lymphocytes of the guinea-pig; supposed by some to be an intracellular phase in the life cycle of a flagellate, *Lymphocytosoon cobaya*, by others said not to be of protozoan nature.

Kussmaul's co'ma (koos'mowl) [Adolf Kussmaul, German physician, 1822-1902.] Diabetic coma. **K.'s disease**, periarteritis nodosa. **K.'s paradox'ical pulse**, the pulse of cardiac sympathy, marked by a diminution of strength or even absence, during deep inspiration. **K.'s respir-a'tion**, the dyspnea of diabetic coma. **K.'s symp'tom**, filling of the veins of the neck during inspiration in cases of cardiac sympathy.

Kussmaul-Kien respiration (koos'mowl-kën) [Adolf Kussmaul; Alphonse Marie Joseph Kien, German

physician, contemporary.] Kussmaul's* respiration.

Kussmaul-Landry paral'ysis. Landry's* paralysis.

kyanop'sia. Cyanopsia.

kyestein, kyesthein (ki-es'te-in, ki-es'the-in) [G. *kyēsis*, pregnancy, + *esthēs*, garment (?).] A scum or pellicle occasionally observed on the surface of the standing urine from a pregnant woman, formerly regarded as one of the signs of pregnancy.

kyllo'sis [G. *kyllosis*, a crippling.] Clubfoot.

kymbocephal'ic, kymboceph'aly. Cymbocephalic, cymbocephaly.

kymogram (ki'mo-gram). The graphic curve made by a kymograph.

kymograph (ki'mo-graf) [G. *kyma*, wave, + *graphō*, I record.] An instrument for recording wave-like motions, or modulations; especially for recording variations in blood-pressure.

kymoscope (ki'mo-skōp) [G. *kyma*, wave, + *skopō*, I regard.] An apparatus for measuring the pulse-waves, or the variations in blood-pressure.

kyneplastic amputation (ki-ne-plas'tik am-pu-ta'-shun) [G. *kinēsis*, motion, + *plassō*, I form.] A method of amputation of the upper extremity

whereby the muscles and tendons are so arranged in the stump that they are able to execute independent movements and to communicate motion to a specially constructed arm and hand.

kynceph'alus. Cyncephalus.

kynoph'o'bia. Cynophobia.

kyphoscolio'sis. A combined angular and lateral curvature of the spine.

kyphosis (ki-fo'sis) [G. *kyphōsis*, hump-back.] Angular curvature of the spine, hump-back, hunch-back, Pott's curvature; an abnormal curvature of the spine, with convexity backward, due to caries and destruction of the bodies of the affected vertebræ.

kyphot'ic. Relating to or suffering from kyphosis.

ky'rin. One of a class of proteins resistant to tryptic digestion, yielding amino-acids on treatment with an acid.

kysthitis (kis-thi' (the')tis) [G. *kysthos*, sinus (vagina) + *-itis*.] Colpitis, inflammation of the vagina.

kysthopto'sia (kis-thop-to'si-ab) [G. *kysthos*, sinus (vagina), + *ptōsis*, a falling.] Colpoptosis.

kyto- [G. *kytos*, a hollow, a cell.] A prefix denoting a cell, for words so beginning see the usual and correct form of the prefix *cyto-*.

L

L. 1. Abbreviation for left, left eye. 2. Abbreviation for Latin *limites*, boundary, limit; used in an equation noting the reaction of toxin and antitoxin. *L.*₁₀ denotes the number of doses of toxic bouillon, fatal to a guinea-pig weighing 250 grams, which will exactly neutralize one antitoxin unit. *L.*₊ denotes the number of doses of toxic bouillon, fatal to a guinea-pig weighing 250 grams, which are necessary, when mixed with one antitoxin unit, to kill the animal within five days, one lethal dose being left uncombined.

La. Chemical symbol for lanthanum.

lab [Ger.] A rennet ferment coagulating milk.

Labarraque's solution (lab-ar-ak') [Antoine Germain Labarraque, Parisian chemist, 1777-1850.] Liquor sodæ chlorinatae.

Labassère, France (lā-bah-sēr'). See *Baguères de Bigorre*.

Labbe's triangle (lā-ba') [Léon Labbé, French surgeon, *1832.] An area bounded below by a horizontal line touching the lower edge of the cartilage of the ninth rib, externally by the line of the false ribs, and to the right side by the liver; here the stomach is normally in contact with the abdominal wall. *L.'s vein*, an inconstant anastomotic vein connecting the superior longitudinal with the lateral sinus.

lab'danum. Ladanum.

lab'el'um. In botany, the irregularly shaped petal of an orchid.

lab'ia. Plural of labium, lip.

lab'ial. 1. Relating to the lips or any labium. 2. One of the letters, p, b, m, f, v, and w, formed by means of the lips.

lab'ialism. A form of stammering in which there is confusion in the use of the labial consonants.

lab'iate. In botany, two-lipped.

labidom'eter [G. *labis* (labid-), forceps, + *metron*, measure.] An attachment to the obstetrical forceps for measuring the size and curvature of the fetal head.

labile (lab'il) [L. *labilis*, liable to slip.] Unsteady, not fixed; noting (1) certain constituents of serum which are readily destroyed by keeping, by subjecting to slight degrees of heat, etc., and (2) an electrode which is kept moving over the surface during the passage of an electric current. *L. elements*, tissue cells, as of epithelium, connective tissue, etc., which continue to multiply by mitosis during the life of the individual.

lab'ility. Instability, changefulness.

labim'eter. Labidometer.

lab'io'cerv'ical [L. *labium*, lip, + *cervix*, neck.] Relating to a lip and a neck, noting specifically the labial or buccal surface of the neck of a tooth.

labiochorem (la-bl-o-ko-re'ah) [L. *labium*, lip.] A chronic spasm of the lips interfering more or less with speech.

labiodental (la-bl-o-den'tal) [L. *labium*, lip, + *dens* (dent-), tooth.] Relating to the lips and the teeth, noting certain letters (f, v) the sound of which is formed by both lips and teeth.

labioglossolaryngeal (la'bl-o-glos'o-lar-in'je-al) [F. *labium*, lip, + G. *glōssa*, tongue, + *larynx*.] Relating to the lips, tongue, and larynx, noting

bulbar paralysis in which these parts are involved.

labioglossopharyngeal (la'bl-o-glos'o-far-in'je-al) [L. *labium*, lip, + G. *glōssa*, tongue, + *pharynx*.] Relating to the lips, tongue, and pharynx, noting bulbar paralysis involving these parts.

la'biograph [L. *labium*, lip, + G. *graphō*, I record.] An instrument for recording the movements of the lips in speaking.

a'biomen'tal [L. *labium*, lip, + *mentum*, chin.] Relating to the lower lip and the chin.

labiomyco'sis [L. *labium*, lip, + G. *mykēs*, fungus.] Any disease of the lips due to the presence of a fungus.

la'biona'tal [L. *labium*, lip, + *nasus*, nose.] Relating to the upper lip and the nose, or to both lips and the nose; noting a letter (m) which is both labial and nasal in the production of its sound.

labiopalatine (la'bl-o-pal'a-tin) [L. *labium*, lip, + *palatum*, palate.] Relating to the lips and the palate.

labioplasty (la'bl-o-plas-tī) [L. *labium*, lip, + G. *plassō*, I form.] Chiloplasty.

la'biotenac'ulum. A tenaculum for holding any lip, especially of the os uteri, during an operation.

lab'itome [G. *labis*, pincers, + *tomē*, an incision.] Cutting forceps, a forceps with sharp blades.

lab'ium, gen. *la'bis*, pl. *la'bia* [L.] 1. A lip. 2. Any lip-shaped structure. 3. In entomology, the lower lip of an insect (see *labrum*). 1. *cer'e'brī*, the inner border of each cerebral hemisphere overlapping the corpus callosum. 1. *ma'jus puden'di* (pl. *la'bia major'a*); one of two rounded folds of integument forming the lateral boundaries of the rima pudendi. 1. *mi'nus puden'di* (pl. *la'bia minor'a*), nymphæ; one of two narrow longitudinal folds enclosed in the cleft within the labia majora; posteriorly they gradually merge into the labia majora and join to form the fourchette, or frenulum labiorum pudendi; anteriorly each labium divides into two portions which unite with those of the opposite side in front of the glans clitoridis to form the prepuce, and behind to form the frenulum. 1. *o'ris*, one of the lips bounding the cavity of the mouth. 1. *tym'pan'icum*, tympanic lip, the free border of the lamina spiralis ossæ of the cochlea. 1. *ure'thræ*, one of the two lateral margins of the meatus urinarius. 1. *u'teri*, the thick margin of the external os uteri constituting the vaginal portion of the cervix; the lips are spoken of as anterior and posterior, though there is no true line of demarcation between them. 1. *vestibula're*, vestibular lip, an edge of thickened periosteum projecting into the ductus cochlearis just above the 1. tympanicum. 1. *voca'le* (pl. *labia voca'lia*) the projection at either side of the rima glottidis, formed of mucous membrane covering the vocal ligament and vocal muscle; its free margin forms the true vocal cord.

la'bor [L. *laborare*, to work.] Delivery, childbirth; the process of expulsion of a fetus from the uterus at the normal termination of pregnancy. **first stage** of 1., the period of dilatation of the os uteri. **missed 1.**, the occurrence of a few labor pains at the normal term followed by their cessation and

the retention of the fetus for an indefinite period. **premature** 1., the expulsion of a viable fetus prior to the normal end of pregnancy, i.e. from the seventh to the ninth month. **second stage** 1., of the descent and expulsion of the fetus. **third stage** of 1., the period following the birth of the child until the expulsion of the placenta and membranes, or after-birth.

accelerating, oxytocic, ocydinic, odinagogue, parturifacient, maieutic. **after** end of tenth month, partus serotinus. **at term**, partus maturus. **before fifth month**, abortion. **breech presentation**, partus agrippinus. **difficult**, dystocia, mogitocia, partus difficilis. **discharge following**, lochia. **dry**, partus siccus, xerococia. **easy**, eutocia. **face presentation**, prosopococia. **foot presentation**, partus agrippinus. **from end of seventh until end of tenth month**, partus prematurus. **from fifth to end of seventh month**, miscarriage, partus immaturus. **insanity following**, tocomania, maieusimania, puerperal insanity. **normal**, eutocia. **science of**, obstetrics, tocology, maieutics. **softening**, halisteresis. **spontaneous expulsion in transverse presentation**, partus conduplicato corpore.

lab'oratory [L. *laboratorium*, a work-place.] A room fitted up with apparatus for conducting experiments (chemical, physiological, and the like), making analyses, manufacturing drugs, etc.

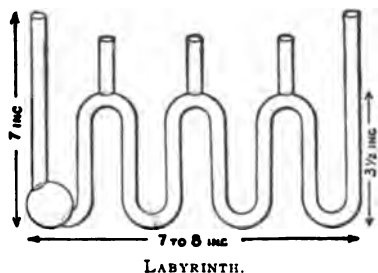
Laborde's for'ceps (lä-bord') [Jean Baptiste Vincent Laborde, French physician, 1830-1903.] Forceps with flat crescentic blades, used for grasping the tongue in making traction. **L.'s meth'od**, rhythmic tractions on the tongue, grasped by the thumb and finger or L.'s forceps, made from fifteen to seventeen times a minute, in order to stimulate the respiratory center in cases of asphyxiation and apparent death.

labor'din [after J. B. V. Laborde.*] Analgen.

labrocyte (lab'ro-sit) [G. *labros*, gluttonous.] Mast-cell.

la'brum, pl. *la'bra* [L.] 1. A lip. 2. A lip-shaped structure. 3. In entomology, the upper lip of an insect (see *labium*). 1. **glenoida'le** [BNA], glenoidal lip, articular margin; a ring or segment of a ring, of fibrocartilage or fibrous connective tissue, attached to the margin of the bony socket of a joint to increase its depth.

labyrinth (lab'ir-inth) [G. *labyrinthos*, a maze.] 1. The internal ear, comprising the semicircular canals, vestibule, and cochlea; see *labyrinthus*.



2. Any group of communicating cavities, as in each lateral mass of the ethmoid bone, *labyrinthus ethmoidalis*. 3. Pars convoluta [BNA] of a cortical lobule of the kidney; the portion of kidney cortex intervening between the pyramids of Ferrein; it contains the Malpighian corpuscles and convoluted tubules. 4. A group of upright test-tubes terminating below in a base of communicating, alternately U- and J-shaped tubes, used for isolating motile from non-motile organisms in culture, or a motile from a less motile organism (as the typhoid from the colon bacillus) the

former travelling faster and farther through the tubes than the latter (see cut). **bony** 1., *labyrinth osseus*, **ethmoid'al** 1., *labyrinthus ethmoidalis*. **Ludwig's** 1., renal 1. **membranous** 1., *labyrinthus membranaceus*. **osseous** 1., *labyrinth osseus*. **renal** 1., *labyrinth* (3).

labyrinthine (lab-I-rin'thin). 1. Relating to a labyrinth. 2. Perplexing, intricate, involved.

labyrinthitis (lab-ir-in-thi' (the')tis). **Inflammation** of a labyrinth, especially of the internal ear, *otitis interna*.

labyrinthus [G. *labyrinthos*, a maze, an intricate system of intercommunicating passages.] **Labyrinth**. A term applied to several anatomical structures with numerous intercommunicating cells or canals; noting specifically the internal ear, comprising the semicircular canals, vestibule and cochlea. 1. **ethmoida'lis** [BNA], ethmoidal labyrinth, lateral mass of the ethmoid bone: a mass of air-cells with thin bony walls dependent on each side from the horizontal plate; the cells are arranged in three groups, anterior, middle, and posterior, and are closed in externally by the lamina papyracea, or os planum, which forms part of the wall of the orbit. 1. **membranaceus**, membranous labyrinth, an arrangement of communicating membranous sacs, filled with endolymph and surrounded by perilymph, lying within the cavity of the osseous labyrinth; its chief divisions are: sacculus, utriculus, ductus cochlearis, and ductus semicirculares. 1. **osseus**, osseous labyrinth, bony labyrinth, a series of cavities (cochlea, vestibule, and semicircular canals) in the petrous portion of the temporal bone which lodge the membranous labyrinth with its terminal auditory apparatus.

lac, gen. *lactis* [L.] 1. Milk. 2. Any white, milky looking liquid. 3. An exudate of a sick insect. 4. The exuded sap of certain trees, used as a varnish. 1. **ammoni'aci**, *mistura ammoniaci*. 1. **argenti**, precipitated chloride of silver. 1. **asafoet'ide**, emulsus *asafoetide*. 1. **fermentat'um** (N.F.), fermented milk; cow's milk fermented with yeast and sugar, resembling kumys. 1. **ferri**, freshly precipitated ferric phosphate in water. 1. **humanisa'tum** (N.F.), humanized milk: prepared by triturating humanizing milk powder (pulvis pro lacte humanisato, N.F.) gr. 100 (60.0) with water 52 (60.0), and adding to a bottle containing fresh cow's milk 52 (60.0) and fresh cream 3 1/2 (15.0), heating to 100° F. (38° C.) for fifteen minutes, then quickly bringing to a boil and at once cooling; it should be prepared just before use. 1. **plumbi**, liquor *plumbilactatis*. 1. **sulphura**, milk of sulphur, sulphur precipitatum. 1. **vaccini**, cow's milk. 1. **virginea**, a wash consisting chiefly of lead water, like the liquor *plumbilactatis*.

lacerable (las'er-a-bl) [L. *lacerare*, to tear.] Capable of being, or liable to be, torn.

lacerated (las'er-a-ted) [L. *lacerare*, to tear.] Torn.

lacerat'ion. 1. A tear or torn wound. 2. The process or act of tearing the tissues.

lacer'us fibro'sus [L. *lacerus*, muscular part of the arm.] [BNA] Bicipital or semilunar fasciculus, radiating fibers from the tendon of insertion of the biceps passing obliquely over the hollow of the elbow to the ulnar side and becoming merged into the deep fascia of the forearm.

lachesis (lak'e-sis) [G. *lachesis*, destiny, fate.] The venom of *Lachesis mutus*, the bushmaster snake of South America; employed in homeopathic practice in the treatment of septicæmia, various

veins, diphtheria with great prostration, and peritonitis, in doses from the 6th to the 30th potency.

lachrymal (lak'ri-mal). Lachrymal.

lac'mold. Trade name of a purplish dye made from resorcin, resorcinol-blue; employed as an indicator, being turned blue by alkalies and red by acids. **l. paper**, blotting paper saturated with a solution of lacmoid and dried, employed as an indicator of acidity or alkalinity in a fluid.

lac'mus [D. *lak*, lac, + *moes*, pulp.] Litmus.

lac'rimal, pl. *lac'rimal* [L.] A tear.

lac'rimal. Lachrymal.

lacrima'tis [L.] Lachrymal.

lacrymal [L. *lacrima*, a tear.] Relating to the tears or to weeping. **l. bay**, a slight recess at the internal angle of the eye in which are the puncta lacrimalia, or openings into the lacrymal ducts. **l. bone**, **l. canal**, **l. duct**, etc., see the nouns.

lacryma'tion. The secretion of tears, especially in excess.

lacrymotive (lak'ri-mo-töm). A fine bladed knife for use in lacrymotomy.

lacrymot'omy [L. *lacrima*, tear, + G. *tomē*, incision.] The operation of incising the lacrymal duct or sac.

lac'tagogue [L. *lac*, milk, + G. *agōgos*, leading.] Galactagogue.

lac'tagol. Trade name of a galactagogue remedy prepared from cotton-seed.

lactalbu'min. Milk-albumin, the special form of albumin contained in milk.

lactase (lak'tāz) [*lact(ose)* + *-ase*.] A sugar-splitting enzyme in the small intestine which converts milk-sugar, or lactose, into dextrose and galactose.

lacta'tion [L. *lactare*, to suckle.] 1. The production of milk. 2. The period following childbirth during which milk is formed in the breasts.

lacta'tional. Relating to lactation.

lac'teal. 1. Relating to or resembling milk, milky. 2. One of the lymphatic vessels in the mesentery, conveying chyle from the intestine.

lactein (lak'te-in). Evaporated milk.

lac'teol. A culture of lactic-acid bacilli preserved in tablets of milk sugar used to induce lactic acid fermentation in fresh milk.

lactescence (lak'tes'ens) [L. *lactescere*, to become milky.] Milkiness, the quality of becoming milky or of resembling milk.

lac'tic [L. *lac(lact-)*, milk.] Relating to milk. **l. acid**, acidum lacticum. **l. acid bacill'us**, one of several forms which cause l. acid fermentation in milk. **l. acid fermenta'tion**, the production of l. acid in milk caused by the presence of any one of a number of l. acid bacilli.

lac'tiferous [L. *lac(lact-)*, milk, + *ferre*, to carry.] Conveying milk, galactophorous.

lac'tifuge (lak'ti-fūj) [L. *lac(lact-)*, milk, + *fugare*, to drive away.] 1. Causing the arrest of the secretion of milk. 2. An agent which arrests the secretion of milk.

lac'tigenous (lak-tij'en-us) [L. *lac(lact-)*, milk, + *gignere*, I produce.] Galactopoeitic; producing milk.

lac'tigorous (lak-tij'er-us) [L. *lac(lact-)*, milk, + *ferre*, to carry.] Lactiferous, galactophorous.

lac'tin. Lactose, milk-sugar.

lac'tinated. Prepared with or containing milk-sugar.

lac'tivorous [L. *lac(lact-)*, milk, + *vorare*, to devour.] Living on milk.

lactobacilline (lac-to-bas'il-ēn). A preparation containing lactic acid bacilli in powder or tablets; employed to arrest intestinal putrefaction, or added to milk to cause lactic acid fermentation.

lactobutyrometer (lak-to-bu-ti-rom'e-tur) [L. *lac*

(*lact-*), milk, + G. *boutyron*, butter, + *metron*, measure.] A form of lactocrit.

lactoccele (lak'to-sēl) [L. *lac(lact-)*, milk, + G. *kēlē*, tumor.] Galactoccele.

lac'tocrit, **lac'tocrite** [L. *lac(lact-)*, milk, + *kritēs*, judge.] An instrument for use in the estimation of the amount of butter-fat in milk.

lactodensim'eter [L. *lac(lact-)*, milk, + *densus*, thick, + G. *metron*, measure.] A form of galactometer, an instrument for determining the specific gravity of milk.

lactoglob'ulin. Milk-globulin, the form of globulin present in milk.

lac'tol. 1. Trade name of betanaphthol lactate, employed as an intestinal antiseptic in doses of gr. 4-8 (0.25-0.5). 2. Actol.

lac'tolin. Evaporated milk.

lactom'eter [L. *lac(lact-)*, milk, + G. *metron*, measure.] Galactometer.

lactonaph'thol. Lactol(1).

lac'tone. 1. An organic anhydride formed from an hydroxyacid by the loss of water. 2. A volatile liquid, $C_{10}H_{18}O_4$ obtained by the dry distillation of lactic acid. 3. Trade name of a culture of a lactic acid bacillus preserved in sugar of milk.

lactopep'tin. Trade name of a mixture of pancreatin, peptone, lactic acid, hydrochloric acid, diastase, and milk-sugar; recommended in indigestion in doses of gr. 5-15 (0.3-1.0).

lactophen'in. Lactyl-phenetidin, a white crystalline powder; antipyretic, analgesic, hypnotic, in doses of gr. 5-15 (0.3-1.0).

lactophos'phate. A compound salt of lactic and phosphoric acids.

lactoprotein (lak-to-pro'te-in). A protein normally present in milk; lactalbumin, lactoglobulin, etc.

lactorrhea, **lactorrhœa** (lak-tor-re'ah) [L. *lac(lact-)*, milk, + G. *rhoia*, a flow.] Galactorrhea.

lac'toscope [L. *lac(lact-)*, milk, + G. *skōpeō*, I view.] Galactoscope.

lactose (lak'tōz) [L. *lac(lact-)*, milk.] Milk-sugar ($C_{12}H_{22}O_{11}$) a dextrorotatory disaccharid found ordinarily only in milk.

lactose'rum. 1. Whey. 2. A specific serum which precipitates the casein from milk; it is obtained as the result of injecting milk into an animal, whereby a precipitin specific for casein is formed.

lactosomatose (lak'to-so'mā-tōz). Milk-somatose, described as a preparation of "casein albumoses with 5 per cent. tannic acid in organic combination," an odorless and nearly tasteless yellowish powder; recommended as a medicinal food in diarrhea in daily dose of 1 to 2 teaspoonfuls for children, 3 to 4 teaspoonfuls for adults.

lactosu'ria [*lactose* + G. *ouros*, urine.] The excretion of milk-sugar in the urine.

lactovegetarian (lak'to-vej'e-ta'ri-an). One who lives on a mixed diet of milk and milk products, eggs, and vegetables, but eschews meat.

Lactu'ca [L. lettuce.] A genus of plants of the order *Compositæ*. **L. viro'sa**, lactucarium. **L. sati'va**, the ordinary garden lettuce, the inspissated juice of which is sometimes employed as a sedative and soporific.

lactuca'rium [L. *lactuca*, lettuce.] (U.S.) Lettuce-opium, the dried milk-juice of *Lactuca virosa*, the wild lettuce of southern and western Europe; occurs in the form of circular cakes or irregular pieces of a brownish color externally, yellowish white with a waxy luster when broken; employed for nervous cough and as a sedative in doses of gr. 4-2 (0.03-0.13).

lac'tucin. A bitter principle, not a glucoside, obtained from lactucarium

lactyltropéine nitrate (lak-til-tro'pé-én ni'trät). The nitric acid salt of a substance derived from tropeine and lactic acid, employed as a cardiac tonic.

lacuna (lä-ku'nah) pl. *lacunæ* [L. a pit, dim. of *lacus*, a hollow.] 1. A small depression. 2. A gap or defect. **Howship's l.**, one of the spaces beneath the periosteum. **intervillous l.**, one of the blood-spaces in the placenta. **l. cer'ebrī**, (1) a small circumscribed loss of brain-tissue surrounding one of the small arteries; rupture of the vessel is apt to occur into the cavity so produced; (2) the infundibulum cerebri. **l. latera'lis**, parasinoidal sinus, one of a number of irregular spaces or pockets in the dura mater communicating by a narrow aperture with a blood-sinus. **l. mag'na**, a recess on the roof of the fossa navicularis of the penis, formed by a fold of mucous membrane, called Guérin's fold, or the valve of the navicular fossa. **l. musculo'rum**, the outer compartment beneath the inguinal (Poupart's) ligament, for the passage of the iliopsoas muscle and femoral nerve; it is separated by the iliopectineal ligament from the l. vasorum. **l. pharyn'gis**, a depression near the pharyngeal opening of the Eustachian tube. **l. urethra'lis**, one of a number of little recesses in the mucous membrane of the pars cavernosa urethræ into which empty the ducts of the urethral glands. **l. vaso'rum**, the inner compartment beneath the inguinal ligament, separated from the l. musculorum by the iliopectineal ligament; it gives passage to the femoral vessels. **Morgagni's l.**, **l. urethralis**. **oss'eous l.**, one of the spaces between the lamellæ of the Haversian system, in which the bone-corpuscles are lodged.

lac'unar. Relating to a lacuna. **l. lig'ament**, Gimbernat's ligament.

lacunule (lä-ku'nöl) [L. *lacunula*, dim. of *lacuna*.] A very small lacuna.

la'cus [L. lake.] A small collection of fluid. **l. lacrima'lis**, lacrymal lake, the small cistern-like area of the conjunctiva at the inner angle of the eye, in which the tears collect after bathing the anterior surface of the eyeball and the conjunctival sac. **l. semina'lis**, the vault of the vagina after insemination.

lad'anum. A resinous exudation from a shrub of Southern Europe, *Cistus ladaniferus*, and *C. creticus*, formerly employed as a stomachic and in the treatment of dysentery, and by fumigation in bronchitis.

Ladendorff's test (lah'den-dorf) [August Ladendorff, German physician, nineteenth century.] For blood: upon adding tincture of guaiac and oil of eucalyptus to the suspected fluid and allowing the mixture to stand, the presence of blood will be indicated by a blue coloration below and a purplish one above.

la'dy's slip'per. *Cypripedium*.

La'dy Webster's din'ner pills. *Pilulæ aloës et mastiches*.

Laënnec's cirrho'sis (lä-en-ek') [René Théophile Hyacinthe Laënnec, French physician, inventor of the stethoscope, 1781-1826.] Atrophic cirrhosis of the liver. **L's pearls**, small round gelatinous bodies in the sputum in asthma, which when floated in water stretch out and are seen to be formed of Curschmann's spirals. **L's suffoca'tive catarrh**, capillary bronchitis. **L's throm'bus**, an ante-mortem heart clot.

leotrop'ic. Leotropic.

lev-. For words so beginning see *lev-*.

levo- [L. *laevus*, left.] A prefix denoting left, toward or on the left side; see *levo-*.

Lafayette's mix'ture (N.F.). Solution of potash-hydroxide 3, 2, copaiba, compound tincture of lavender, and spirit of nitrous ether each 11; syrup 30, mucilage of acacia to make sec; employed in gonorrhea in doses of 3 (8.0).

lago'na [L. flask.] Cæcum cupulare or upper tip extremity of the ductus cochlearis.

lag'ging. Retarded or diminished movement of the affected side of the chest in pulmonary tuberculosis.

lagne'sis, lagno'sis [G. *lagnia*, lewdness; *lagne*, lewd.] Nymphomania; satyriasis.

lagophthal'mos, lagophthal'mus [G. *lagos*, hare, -*ophthalmos*, eye.] A condition in which the eyelids cannot be completely closed.

Lago'ria's sign. Relaxation of the extensor tendons and of the fascia lata in fracture of the neck of the femur.

Lagrange's opera'tion (lä-grah'ish') [Felix Lagrange, French physician, contemporary.] A combined iridectomy and sclerectomy performed in glaucoma for the purpose of forming a filtering cat-trix.

la grippe (lä-grip') [Fr. the grip.] Influenza.

lalose (la'öz). A substance resembling levulose but not fermentable with yeast.

lake. 1. [A.S. *lacu*.] A small collection of fluid. 2. [Fr. *lague*.] A pigment made by combining an animal or vegetable coloring matter with a metallic oxide. 3. To cause blood-serum to assume a clear red color as a result of hemolysis.

lac'rymal l., *lacus lacrimalis*. *seminal l.*, *lacus seminalis*.

Lake Park White Sulphur Springs, Missouri. Three principal springs are, "The White Sulphur," "The Iron," and "The Clear Water" Springs.

Lake Ta'hoë Hot Springs, or **Carnelian Hot Springs**, California. Sulphurous and saline carbonate-sulphureted waters. About fifty springs. Used by drinking and bathing in gout, rheumatism, chronic constipation, disorders of the liver and kidneys, cutaneous diseases, and bronchopulmonary affections.

Lake View Hot Springs, Oregon. The waters contain iron, soda, sulphur, magnesia, and other minerals; 164° F. Used by drinking in rheumatism and various other disorders.

la'ky. Resembling a lake(s), noting the transient red appearance of the blood-serum after hemolysis, or dissolution of the red blood-corpuscles, the stroma of the red cells settling at the bottom and the hemoglobin becoming diffused.

lalla'tion [L. *lallere*, to sing lullaby.] 1. Lallacism, a form of stammering in which *r* is pronounced as *l*. 2. Lalling.

Lallemand's bod'ies (lal-mah'h') [Claude Françoise Lallemand, French surgeon, 1790-1853.] Small concretions, of gelatinous appearance, in the seminal vesicles.

lall'ing [G. *lälér*, I chatter.] A form of stammering in which the speech is almost unintelligible.

laloneurosis (lal'o-nu-ro'sis) [G. *lälér*, I chatter.] A neurosis marked by incoherence or other form of speech defect.

lalopathy (lä-lop'a-thi) [G. *lalia*, speech, + *pathos*, suffering.] Any form of speech defect.

lalophobia (lal-o-fö'bi-ah) [G. *lalia*, speaking + *phobos*, fear.] A morbid reluctance to speak through fear of committing errors in pronunciation or grammar or of stuttering.

lalople'gia (lä-lö, I talk, + *plegē*, a stroke.) Paralysis of the muscles concerned in the mechanism of speech.

Lalouette's pyramid (lä-lou-et') [Pierre Lalouette,

Parisian physician, 1711-1742]. Pyramidal or median lobe of the thyroid gland; an inconstant structure arising from the upper border of the isthmus, to the left of the median line, and ascending as far as the hyoid bone.

Lamarckian theory (lä-mark'ī-an) [Jean Baptiste Pierre Antoine de Monet de Lamarck, French naturalist, 1744-1829.] The theory that acquired characteristics may be transmitted to the descendants.

lamb'da [G. letter L, A.] The craniometric point at the junction of the sagittal and lambdoid sutures.

lambdacism (lam'dah-sizm) [G. *lambda*, the letter I.] 1. A form of stammering in which the letter I is mispronounced. 2. Lallation (1).

lamb'doid [G. *lambda*, A, the letter L, + *oidos*, resemblance.] Resembling the Greek letter A. 1. **ligament**, ligamentum fundiforme pedis. 1. **suture**, the suture between the occipital and the parietal bones of the cranium.

Lam'bilia intestinalis. *Cercomonas intestinalis*, *Megastoma entericum*, a flagellate protozoan intestinal parasite found in the healthy duodenum and jejunum, apparently not pathogenic.

Lambotte's meth'od [Albin Lambotte, Belgian surgeon, nineteenth century.] Treatment of fractures of the extremities by means of an apparatus, called a *fixateur*, which consists of an extensible steel frame fastened to the bone by pegs inserted above and below the seat of fracture.

lamella, pl. *lamell'ae* (lä-mel'ah) [L. dim. of *lamina*, plate, leaf.] A thin sheet or scale, lamina; one of the plates forming the Haversian system of bone.

2. Disc, a preparation of the B.P. in the form of a medicated gelatin disc, employed as a means of making local applications to the conjunctiva in place of solutions. **concentric** 1., one of the curved plates of bone surrounding the central canal in the Haversian* system. **intermediate** 1., one of the plates of bone in the intervals between the Haversian systems. 1. **atropin'ae** (Br.), disc of atropine, contains gr. $\frac{1}{1000}$ (0.00013) of atropine sulphate. 1. **cocain'ae** (Br.), disc of cocaine, contains gr. $\frac{1}{10}$ (0.0013) of cocaine hydrochloride. 1. **homatropin'ae** (Br.), disc of homatropine, contains gr. $\frac{1}{1000}$ (0.0006) of homatropine hydrobromide. 1. **physostigmin'ae** (Br.), disc of physostigmine, contains gr. $\frac{1}{1000}$ (0.0006) of physostigmine sulphate. **triangular** 1., velum interpositum. **vit'reous** 1., lamina basalis.

lamell'ar. Scaly, arranged in thin plates scales; relating to lamellæ.

lam'ina, pl. *lam'inæ* [L.] 1. A thin plate or flat layer. 2. The neuropophysis, or flattened portion of either side of a vertebral arch. 3. One of the folds, about 500 in number, of the horse's hoof, forming the matrix from which the horn, or crust, of the hoof is developed. 4. In botany, the expanded portion of a leaf.

1. **affix'a** [L. *affixus*, attached, fastened], a thin plate in the floor of the pars centralis of the lateral ventricle, adherent to the superior surface of the thalamus.

1. **basal'is**, basal layer, 1. vitrea, Bruch's membrane, Henle's membrane, the transparent, nearly structureless inner layer of the choroid in contact with the pigmented layer of the retina.

1. **choriocapill'aris** [BNA], choriocapillary layer, Ruysch's membrane, the middle layer of the choroid, composed of a very close capillary network.

1. **chorioid'ea**, chorioid lamina, the epithelial wall of a cerebral ventricle.

1. **chorioid'ea epithel'ia**, epithelial chorioid layer, the thin epithelial layer lining the roof of the third and also of the fourth ventricle.

1. **cin'e'rea**, 1. terminalis [BNA].

1. **cribro'sa**, cribriform plate of the ethmoid bone; a horizontal lamina from which are suspended the lateral mass, or labyrinth, on either side and the lamina perpendicularis in the center; it fits into the ethmoidal notch of the frontal bone and supports the olfactory lobes of the cerebrum, being pierced with numerous openings for the passage of the olfactory nerves.

1. **cribro'sa scl'e'ræ**, perforated layer of the sclera, the portion of the sclera through which pass the fibers of the optic nerve.

1. **denta'tis**, a band of thickening of the mouth epithelium along the margin of the gum, in the embryo, from which the enamel organ is developed.

1. **denta'ta**, dentate plate, crista spiralis, the firmly serrated edge of the lamina spiralis ossea.

1. **elas'tica ante'rior** [BNA], anterior elastic layer, Bowman's membrane, a thin stratum of the cornea lying immediately beneath the outer layer of stratified epithelium between it and the substantia propria.

1. **elas'tica poste'rior** [BNA], posterior elastic layer, Descemet's membrane, membrane of Demours, a thin structureless membrane between the substantia propria and the endothelial layer of the cornea.

1. **fus'ca** [L. *fuscus*, brown], brown layer, a thin layer of loose, pigmented connective tissue on the inner surface of the sclera, connecting it with the choroid.

1. **latera'lis**, 1. **media'lis**, **proces'sus pterygoid'e'i** [BNA], the external and internal pterygoid plates, two bony plates extending downward from the point of union of the body and greater wing of the sphenoid bone on either side.

1. **medulla'ris thal'ami**, one of the medullary layers of the thalamus, sheets of white fibers, covering the surface and separating the nuclei of the thalamus, formed by the fibers of the thalamic radiation.

1. **modi'oli**, plate of the modiolus, a bony plate, the continuation of the modiolus and of the septum between the convolutions of the spiral canal of the cochlea, extending upward toward the cupola, forming with the hamulus the helicotrema.

1. **papyr'cea**, paper plate or papyrus [BNA], orbital plate of the ethmoid bone, os planum; a thin plate of bone bounding externally the ethmoidal labyrinth on either side and forming a portion of the inner wall of the orbit.

1. **perpendicu'laris**, perpendicular or vertical plate of the ethmoid bone; a thin plate of bone, projecting above the horizontal plate to form the crista galli and depending from it between the two lateral masses; it articulates with the crest of the sphenoid, the vomer, the cartilaginous nasal septum, the nasal spine of the frontal, and the nasal bones.

1. **quadrigem'ina**, quadrigeminal layer, a layer formed by the quadrigeminal bodies, resting on the stratum griseum centrale, and separating it from the surface of the mesencephalon; a crucial fissure marks off the four eminences on the surface called corpora quadrigemina.

1. **reticu'laris**, reticular plate, membrana reticularis.

1. **rostra'lis**, rostral lamina or layer, the thin terminal portion of the rostrum of the corpus callosum passing down in front of the anterior commissure to the anterior perforated substance and the subcallosal gyrus.

1. **spira'lis os'sea**, osseous spiral lamina, a double plate of bone winding spirally around the modiolus, dividing the spiral canal of the cochlea incompletely into two, *scala tympani* and *scala vestibuli*; between the two plates of this lamina the fibers of the cochlear nerve reach the organ of Corti.

1. **spira'lis secunda'ria**, secondary spiral plate, a ridge on the outer wall of the first turn of the cochlea opposite the lamina spiralis.

1. **suprachorioi'd'ea**, suprachorioid layer, a layer of loose, pigmented connective tissue on the outer surface of the choroid, resembling and attached to the lamina fusca of the sclera.

1. **supraneuro'porica**, the part of the membranous roof of the diencephalon covering the foramen of Monro.

1. **termina'lis** [BNA], terminal plate, 1. cinerea, terna, a thin plate passing upward in front of the optic chiasma and forming the anterior wall of the third ventricle.

1. **tra'gica**, 1. of the tragus, a longitudinally curved lamina of cartilage, the beginning of the cartilaginous portion of the external auditory meatus.

l. vasculo'sa, vascular layer, the outer portion of the choroid containing the largest blood-vessels.

l. vit'rea [L. *vitreus*, glassy], Bruch's membrane, the inner layer of the choroid, l. basalis.

lam'inar. Arranged in plates or laminæ; relating to any lamina.

laminaria (lam-i-na'ri-ah). The base of the thallus of *Laminaria cloustoni*, seagirdle, seaweeds, a seaweed of the coasts of North America and of western Europe; formerly employed, when dried, as a tent for dilating the canal of the cervix uteri and sinuses.

lam'inated. Laminar.

laminat'ion. 1. An arrangement in the form of plates or laminæ. 2. Embryotomy by removing the head in slices.

la'mine. An alkaloid from *Lamium album*, the white-flowered dead-nettle, the salts of which are said to be hemostatic when taken internally or by hypodermic injection.

laminect'omy [L. *lamina* + G. *ektomê*, excision.] Removal of one or more laminæ of the vertebræ.

laminitis (lam-in-i' (e')tis). 1. Inflammation of any lamina. 2. Founder in horses, inflammation of the laminæ of the hoof.

laminect'omy. Laminectomy.

Lamotte's drops. Tinctura ferri chloridi (N.F.).

lam'pas [Fr.] A slight inflammation and swelling of the fleshy ridges on the roof of the mouth of the horse.

lamp'black. A fine soot, obtained from burning resin or oil.

lampo'phonia (lam-pro-f'o'ni-ah) [G. *lampros*, clear, bright, + *phônê*, voice.] Marked clearness or distinctness of voice.

lampo'phon'ic. Clear-voiced.

lanain (lan'ah-in). Trade name of a prepared lanolin.

lana kerol (lah'nah ke'rol). Trade name of a bactericidal preparation, said to be an oxidized diphenyl compound, used in the treatment of skin diseases.

lance [L. *lancea*, a slender spear.] 1. To incise a part, as an abscess or boil. 2. A lancet.

Lancereaux's diabe'tes (lahn-sê-ro') [Etienne Lancereaux, Parisian physician, 1829-1910.] Diabetes mellitus accompanied with extreme emaciation, often associated with pancreatic disease. **L.'s meth'od**, treatment of internal aneurysm by subcutaneous injections of gelatin. **L.'s nephri'tis**, rheumatic interstitial nephritis.



THUMB-LANCET.

lan'cet [Fr. *lancette*.] A surgical knife with a short, wide, sharp-pointed, two-edged blade. **gum l.**, a l. used for incising the gum over the crown of an erupting tooth. **spring l.**, one the blade of which is set in the handle with a spring. **thumb l.**, a l. with short flat blade which folds back, when closed, between two plates of the handle.

Lancet coefficient (lan'set ko-ê-fish'ent) [Lancet, an English medical journal which created the commission that determined the coefficient.] See under *coefficient*.

lan'cinating [L. *lancinare*, to tear.] Noting a sharp cutting or tearing pain.

Lancisi's nerves (lahn-che'ze) [Giovanni Maria Lancisi, Italian physician, 1654-1730.] Stræ longitudinales.

Landeck, Bad Landeck, Prussian Silesia (lahn'dek). Sulphurous waters, 66° F. to 84° F. Many springs. Used by drinking and bathing in diseases of women, neuroses, anemia, gout, rheumatism, skin affections, and catarrh of the respiratory organs. May to October.

Landerer's meth'od (lahn'der-er) [Albert Sigismund Landerer, German surgeon, *1854.] Treatment of tuberculosis with injections of cinnamic acid.

Land'mann's tuber'culin. See under *tuberculin*.

Landolf's caustic (lan-dol'fe). A caustic made of equal parts of the chlorides of zinc, gold, antimony, and bromine.

Landolt's bod'ies [Edmond Landolt, Parisian oculist, *1846.] Small bodies of indeterminate nature found between the rods and cones of the retina.

Landouzy's disease' (lahn-doo-ze') [Louis Landouzy, Parisian physician, *1845.] Weil's disease. **L.'s type**, progressive atrophic myopathy of infancy, beginning in the muscles of the face, shoulder, and arm.

Landouzy-Déjerine type (lahn-doo-ze' de-zhé-rtse') Landouzy's type.

Landouzy-Grasset law (lahn-doo-ze' grah-sa') is lesions of one hemisphere, the patient's head is turned to the side of the affected muscles if there is spasticity, to that of the cerebral lesion if there is paralysis.

Landry's paraly'sis (lan'dre—Fr. lahn-dre') [Joaquim Baptiste Octave Landry, French physician, 1826-1865.] Acute ascending paralysis.

land'-scurvy. Purpura hæmorrhagica.

Landert's fos'sa (lahn'tsairt). A fossa formed by two peritoneal folds, enclosing the left colic artery and the inferior mesenteric vein, respectively, at the side of the duodenum; it is smaller than the fossa paraduodenalis which is sometimes found in the same region.



LANDERT'S FOSSA.
(Landouzy and Joly)

Lane Mineral Springs, California. Acid-chalybeate-sulphuretted waters. Used by drinking in dyspepsia, constipation, liver and kidney disorders, and chronic malarial poisoning.

Lane's kinks [William Arbuthnot Lane, English surgeon, contemporary.] Abrupt bends in the intestine occurring at various points, as at the junction of the duodenum and jejunum, at the hepatic and splenic flexures of the colon, and elsewhere, due apparently to the upright position of the body. **L.'s opera'tion**, short circuiting the colon, for chronic constipation, by anastomosing the lower end of the ileum into the rectum.

lan'esin. Trade name of a preparation of lanolin.

Langenbach's incision (lahng'en-bahks in-esh'un) An incision through the linea semilunaris made in order to expose the spleen or tail of the pancreas.

Langenbeck's tri'angle (lahng'en-bek) [Berthold Rudolf Konrad von Langenbeck, German surgeon, 1810-1887.] A triangle formed by lines drawn

from the anterior superior spine of the ilium to the outer surface of the great trochanter and to the surgical neck of the femur; a penetrating wound in this area probably involves the joint.

Langenbrücken, Germany (lahng'en-brük-en). Alkaline-saline-sulphurous-carbonated waters. Cold. Used by drinking and bathing in gout, rheumatism, chronic skin diseases, syphilis, catarrh of the respiratory organs, hemorrhoids, and abdominal plethora. May 1 to October 1.

Langenschwalbach (lahng'en-shvahl'bahkh). See *Schwalbach*.

Langer's muscle [Carl Ritter von Edenberg von Langer, German anatomist, 1819-1887.] Tendinotomuscular fibers passing from the insertion of the pectoralis major muscle across the bicipital groove to the insertion of the latissimus dorsi.

Langerhans' cells (lahng'er-hahns) [Ernst Robert Langerhans, German histologist, *1859.] Star-shaped cells in the deeper part of the stratum germinativum of the epidermis, possibly pigmented leucocytes. 2. Centroacinar cells, spindle-shaped cells occupying the lumina of the acini of the pancreas. L.'s islands, small, cellular masses lying in the interstitial tissue of the pancreas; they are supposed to elaborate an internal secretion, and their destruction appears to stand in causal relation with diabetes. L.'s *lay'er*, stratum granulosum cutis.

Langhans' cells (lahng'hahns) [Theodor Langhans, German pathologist, *1839.] 1. Giant cells in tubercle. 2. The nucleated polygonal cells forming L.'s layer. L.'s *lay'er*, a cellular membrane covering the placental villi beneath the syncytium; it disappears in the later months of pregnancy.

lan'chol (lan'i-kol). Trade name of a preparation of lanolin.

lan'ol. Trade name of a preparation of lanolin.

Lannelongue's meth'od (lan-e'longg') [Odilon Lannelongue, Parisian surgeon, *1841.] Injection of zinc chloride into the tissues in order to stimulate the growth of fibrous tissue. L.'s *tib'ia*, a tibia affected with syphilis.

lan'olform. Trade name of a 1 per cent. solution of formaldehyde in lanolin.

lan'olin [L. *lana*, wool, + *oleum*, oil.] Adeps lanæ hydrous.

Lant'na. A genus of plants of the order *Verbenaceae*, several species of which have antiperiodic and tonic properties.

lantemine (lan'tah-nên). An alkaloid from various species of *Lantana*, having antiperiodic properties similar to, but feebler than, those of quinine.

Lantermann's incis'ures (lahn'ter-mahn). Schmidt-Lantermann incisures. L.'s *seg'ments*, the divisions of the nerve-fiber between the Schmidt-Lantermann incisures.

lanthanum (lan'tha-num) [G. *lanthanō*, I escape notice.] A metallic element of leaden gray color, symbol La, atomic weight 139.

lan'thospine. An alkaloid obtained from the mother liquor of morphine, C₁₅H₁₅NO₄; a white, crystalline, tasteless powder.

lan'ginous. Covered with lanugo.

lan'go [L. down, wooliness, from *lana*, wool.] The fine hair covering most of the body, except the palms and soles, and where the hair grows long, as on the head.

lan'um [L. *lana*, wool.] Lanolin.

Lanz's operation (lahnts) [Otto Lanz, Amsterdam surgeon, *1865.] For the relief of elephantiasis of the lower extremity; incisions are made in the thigh down to the femur, the latter is trephined,

and strips of the fascia lata are inserted into the opening in the bone and attached thereto. L.'s *point*, a point on a line drawn between the two anterior superior iliac spines, one-third of the distance from the right spine, indicating the location of the origin of the vermiform appendix.

lapac'tic [G. *lapaktikos*.] Purgative, laxative.

laparectomy (lap'ar-ek'to-mī) [G. *lapara*, flank, + *ektomē*, excision.] Excision of strips or gores in the abdominal wall and suture of the edges of the wound, in cases of abnormal laxity of the abdominal muscles.

laparo- [G. *lapara*, flank, loins.] A prefix denoting the loins or, less properly, the abdomen in general.

laparocholecystotomy (lap'ar-o-ko-le-sis-tot'o-mī). Cholecystotomy.

lap'arocolos'tomy [G. *lapara*, loins, + *kōlon*, colon, + *stoma*, mouth.] Formation of an artificial anus, by opening into the colon from the side.

laparocolot'omy. Colotomy.

lap'arocolpot'omy [G. *lapara*, loins, + *kolpos*, sinus (vagina), + *tomē*, incision.] Celioelytrotomy.

laparocystectomy (lap'r-o-sis-tek'to-mī) [G. *lapara*, loins, + *kystis*, cyst, + *ektomē*, excision.] Removal of an ovarian or other cystic tumor through an incision in the abdominal wall.

laparocystidotomy (lap-ā-ro-sis-tī-dot'o-mī). Laparocystotomy.

laparocystotomy (lap'ar-o-sis-tot'o-mī) [G. *lapara*, loins, + *kystis*, cyst, + *tomē*, incision.] 1. Evacuation of the contents of an ovarian or other cystic tumor through an incision in the abdominal wall. 2. Suprapubic* cystotomy.

laparoelytrotomy (lap'ar-o-el-i-trot'o-mī) [G. *lapara*, loins, + *elytron*, sheath (vagina), + *tomē*, incision.] Celioelytrotomy.

laparoenterostomy (lap'ar-o-en-ter-os'to-mī) [G. *lapara*, flank, + *enteron*, intestine, + *stoma*, mouth.] Formation of an artificial anus in the loin.

laparoenterotomy (lap'ar-o-en-ter-ot'o-mī) [G. *lapara*, flank, + *enteron*, intestine, + *tomē*, incision.] Opening into the intestine through an incision in the loin, or through the abdominal wall in any locality; celioenterotomy is the correct term for the latter operation.

lap'arogastros'tomy [G. *lapara*, flank, + *gastēr*, stomach, + *stoma*, mouth.] Celiogastrostomy.

lap'arogastrot'omy [G. *lapara*, loins, + *gastēr*, stomach, + *tomē*, incision.] Celiogastrostomy.

lap'arohepatot'omy [G. *lapara*, flank, + *hēpat* (*hēpat*-), liver, + *tomē*, incision.] Incision into the liver from the side.

laparohysterec'tomy. Celiohysterectomy.

laparohystero-oophorectomy (lap'ar-o-his'ter-o-o-o-for-ek'to-mī) [G. *lapara*, loins, + *hystera*, uterus, + *ōon*, ovum, + *phoros*, bearer, + *ektomē*, excision.] Removal of the uterus and ovaries through an incision in the abdominal wall; more properly, celiohystero-otheectomy.

lap'arohys'teropen'xy [G. *lapara*, loins, + *hystera*, uterus, + *pēxis*, fixation.] Celiohysteropenxy, hysteropenxy.*

lap'arohys'terosal'pingo-o'ophorec'tomy. Removal of uterus and adnexa through an abdominal incision; more properly, celiohysterosalpingo-otheectomy.

laparohysterot'omy. Celiohysterotomy.

laparomonodid'y'mus [G. *lapara*, loins, + *monos*, single, + *didymos*, twin.] A monster, double above but single from the pelvis down.

laparomyositis (lap'ar-o-mi-o-si'(se')tis) [G. *lapara*, flank, + *mys* (*myo*-), muscle, + *-itis*.] Inflammation of the lateral abdominal muscles.

laparomyomec'tomy. Celiomyectomy.

laparomyomotomy. Celiomyomotomy.

laparonephrectomy [G. *lapara*, flank, + *nephros*, kidney, + *ektomē*, excision.] Removal of the kidney through an incision in the loin.

laparorhaphy. Celiorrhaphy.

lap'arosalpingec'tomy. Celiosalpingectomy.

laparosalpingo-oophorectomy (lap'ar-o-sal'pin-go-o-o-for-ek'to-mī). Celiosalpingo-otheectomy.

lap'arosalpingot'omy. Celiosalpingotomy.

laparosc'opy. Celioscopy.

laparosplenectomy (lap'ar-o-sple-nek'to-mī) [G. *lapara*, flank, + *splēn*, spleen, + *ektomē*, excision.] Removal of the spleen through an incision in the abdominal wall.

lap'arosplenot'omy [G. *lapara*, flank, + *splēn*, spleen, + *tomē*, incision.] Incision through the abdominal wall into the spleen.

laparot'omize. To subject to laparotomy.

laparot'omy [G. *lapara*, flank, + *tomē*, incision.] Incision into the loin; incision through any part of the abdominal wall, celiotomy, abdominal section.

laparotyphlotomy (lap'ar-o-ti-flot'o-mī). Typhlotomy through a lateral abdominal incision.

laparouterotomy (lap'ar-o-u'ter-ot'o-mī) [G. *lapara*, flank, + L. *uterus* + G. *tomē*, incision.] Celiohysterotomy.

la'pis [L.] A stone. 1. *calamina'ris præpara'ta*, calamina præparata, formerly in the B.P., native zinc carbonate. 1. *caus'ticus chirurg'o'rum*, caustic potassa, potassii hydroxidum. 1. *divi'nus*, aluminated copper, cuprum aluminatum. 1. *imperia'lis*, 1. *infernalis*. 1. *inferna'lis*, lunar caustic, argenti nitras. 1. *luna'ris*, 1. *infernalis*. 1. *ophthal'micus*, 1. *divinus*.

lap'pa [L. a burr.] (U.S.) Burdock, beggars' buttons, the dried root of *Arctium lappa*, an herb of the north temperate zone; employed as an alternative and diuretic, given in decoction or in the official (U.S.P.) fluidextractum.*

lapse [L. *lapsare*, to fall, slip.] 1. To cease payment of the premium on a policy and therefore to forfeit the policy. 2. To be cancelled in consequence of the non-payment of premiums, said of a policy of insurance.

laqueus (lak'we-us) [L. noose.] A band, cord, or fillet. 1. *cer'e'brit*, 1. *pedun'culi*, lemniscus. 1. *umbilica'lis*, umbilical cord.

Larat's meth'od (lä-rä') [Jules-Louis-François-Adrien *Larat*, French physician, *1857.] Faradic treatment of diphtheritic paralysis of the palate by means of an electrode in a basin of water in which the child immerses its hands, the other electrode being applied to the nape of the neck.

larch. Larix.

lard [L. *lardum*.] Adeps.

lardacein (lar-da'se-in). An albuminoid substance (protein), allied to keratin and elastin, said by Kekulé to be the material of waxy or amyloid degeneration.

lar'da'ceous. Resembling lard or bacon. 1. *disease*, 1. *degenera'tion*, amyloid degeneration.*

Lardennois' meth'od (lar-den-wah') [Henri *Lardennois*, French surgeon, *1872.] The establishment of an anastomosis between any part of the intestine, especially the colon, and the rectum by means of a button similar to Murphy's* button.

lar'gin. A trade name for a combination of silver and paraneuro-protein, silver albuminate or protalbinat; a gray powder, soluble in 9 parts of water and containing 11 parts of metallic silver; said to be relatively non-irritating and of high penetrating power.

lar'gis cor'tex. Bark of the larch, larix.

lar'ix. The bark of the European larch. *larix europaea*; astringent and hemostatic, employed in bronchitis, hemoptysis, and chronic cystitis in doses of 34-1 (2.0-4.0) of a tincture, or gr 3-5 (0.2-0.3) of an extract.

lar'k'spur. Delphinium.

larosan (lah-ro'zahn). Trade name of a soluble compound of casein and calcium oxide (25 per cent.), employed in solution in milk in cases of digestive and nutritional disturbances in children.

Laroyenne's opera'tion (lä-rwä-yen') [Lucien *Laroyenne*, French surgeon, *1876.] Puncture of Douglas's cul-de-sac by a trocar to evacuate the pus and to secure drainage in cases of pelvic suppuration.

Larrey's cleft (lä-ra') [Jean Dominique *Larrey*, surgeon in chief of Napoleon's army, 1766-1842.] Trigonum sternocostale. 1. *the liga'tion*, height of the femoral artery immediately below Pott's ligament.

lar'va [L. a mask.] 1. The worm-like form of an insect on issuing from the egg, a grub, maggot, or caterpillar. 2. The young of any animal differing in form from its parent. 1. *mi'grans*, creeping eruption, a progressing circumscribed line of dermatitis caused by the burrowing in the skin of the minute larva of a species of *Gastrophilus* or bot-fly.

larva'ceous, lar'val. Larvate.

lar'vate, lar'vated [L. *larva*, mask.] Masked or concealed, noting a disease with absent or atypical symptoms.

lar'vicide [L. *larva* + *cedere*, to kill.] 1. Destructive to larvæ—grubs, caterpillars, etc. 2. An agent that kills larvæ.

laryngeal. Relating in any way to the larynx.

laryngec'tomy [G. *larynx* + *ektomē*, excision.] Excision of the larynx.

laryngismus (lar-in-jiz'mus). A spasmodic narrowing or closure of the rima glottidis. 1. *paraly'ticus*, "roaring" in horses, due to paralysis of the recurrent laryngeal nerve. 1. *strid'ulus* [L. *stridulus*, noisy], crowing convulsions, Koppe's asthma, Millar's asthma, Weichmann's asthma; a spasmodic closure of the glottis, lasting a few seconds, followed by a noisy inspiration; cf. *laryngitis stridulosa*.

laryngit'ic. Relating to or caused by laryngitis.

laryngitis (lar-in-jit'(je')tis) [G. *larynx* + *-itis*] Inflammation of the mucous membrane of the larynx atroph'ic l., 1. *sicca*. 1. *sic'ca*, atrophic l., chronic leading to atrophy of the glandular structures of the mucous membrane and diminished secretion. 1. *stridulo'sa*, false croup, spasmodic l., catarrhal inflammation of the larynx in children, accompanied by night attacks of spasmodic closure of the glottis, causing inspiratory stridor. 1. *mem-branous* l., a form in which there is a pseudo-membranous exudate on the vocal cords. 1. *lap'sing ul'cerative* l., a form of superficial syphilitic ulceration of the vocal cords. 1. *subglott'ic* l., chondritis vocalis inferior, inflammation of the under surface of the vocal cords and adjacent parts.

laryngocele (lar-ing'go-sel) [G. *larynx* + *kēlē*, hernia] 1. Dilatation of the larynx. 2. Prolapse of a portion of the mucous membrane of the larynx.

laryn'gocente'sis [G. *larynx* (*laryng-*) + *kēnēsis*, puncture.] Puncture or short incision into the larynx for the removal of a small tumor.

laryngofission (lar-ing'go-fish'm). Laryngofissure.

laryngofissure (lar-ing'go-fish'ur). Laryngofissure laryngotomy; an incision into the middle line of the larynx through the thyroid cartilage.

laryngograph [G. *larynx*(*laryng-*) + *graphō*, I record.] An instrument for making a tracing of the movements of the larynx.

laryngology [G. *larynx*(*laryng-*) + *-logia*.] The branch of medical science which has to do with the larynx; the specialty of diseases of the larynx.

laryngoparalysis. Paralysis of the laryngeal muscles.

laryngopathy [G. *larynx*(*laryng-*) + *pathos*, suffering.] Any disease of the larynx.

laryngophantom [G. *phantasma*, image.] A model of the larynx for use in the study of the anatomy or for practice in laryngoscopy.

laryngopharyngeal. Relating to both larynx and pharynx (noting the musculus laryngopharyngeus) or to the laryngopharynx.

laryngopharyngeus. See under *musculus*.

laryngopharynx. The lower portion of the pharynx, extending from the vestibule of the larynx to the esophagus at the lower border of the cricoid cartilage.

laryngophony [G. *phōnē*, voice.] The voice sounds heard in auscultation of the larynx.

laryngophthisis (lar-ing'go-ti'(te')sis). Tuberculosis of the larynx.

laryngoplasty [G. *plassō*, I form.] Reparative or plastic surgery of the larynx.

laryngoplegia [G. *plēgē*, stroke.] Laryngoparalysis, paralysis of the larynx.

laryngorhinology [G. *larynx*(*laryng-*) + *rhin* (*rhin*), nose, + *-logia*.] The branch of medical science which has to do with affections of the larynx and of the nose.

laryngorrhoea, **laryngorrhoea** [G. *rhoia*, a flow.] Bleennorrhoea, or excessive mucous discharge, from the larynx.

laryngosclerosis. The occurrence of an indurated patch, or scleroma, of the larynx.

laryngoscope [G. *larynx*(*laryng-*) + *skopō*, I inspect.] A small round mirror, attached at an angle to a rod-like handle, used to obtain a view of the interior of the larynx.

laryngoscopic. Relating to laryngoscopy.

laryngoscopist. A person skilled in the use of the laryngoscope.

laryngoscopy. Inspection of the larynx by means of the laryngoscope.

laryngospasm. Spasm of the muscles of the larynx.

laryngostasis [G. *larynx* + *stasis*, a stoppage.] Croup; laryngeal asthma.

laryngostenosis (lar-ing'go-stē-no'sis) [G. *stenōsis*, a narrowing.] Stricture or narrowing of the lumen of the larynx.

laryngostomy [G. *larynx*(*laryng-*) + *stoma*, mouth.] The establishment of a permanent opening from the neck into the larynx.

laryngotome (lar-ing'go-tōm). An instrument for use in laryngotomy or for dividing strictures or bands in the larynx. *dilat'ing* l., an instrument with almond-shaped extremity, in which is concealed a knife, used for the intralaryngeal division of strictures and cicatricial bands.

laryngotomy [G. *tomē*, incision.] An incision into the larynx, usually below the vocal cords, to give relief in dyspnea or for the removal of a new growth. *inferior* l., incision through the cricothyroid membrane. *median* l., laryngofissure. *superior* l., incision through the thyrohyoid membrane.

laryngotracheal (lar-ing'go-tra'ke-al). Relating to both larynx and trachea.

laryngotracheitis (lar-ing'go-tra-ke-i'(e')tis). Inflammation of both larynx and trachea.

laryngotracheotomy (lar-ing'go-tra-ke-ot'o-mī) [G. *tomē*, incision.] An incision through the cricoid cartilage and the upper tracheal rings.

laryngoxerosis (lar-ing'go-ze-ro'sis) [G. *xērōsis*, a drying up.] An abnormal dryness of the laryngeal mucous membrane.

larynx [G.] The organ of voice production; the upper part of the respiratory tract between the pharynx and the trachea; it lies in front of the bodies of the fourth to sixth cervical vertebrae, its walls are formed by nine cartilages connected by fibrous membranes, and the vocal cords, enveloped in folds of mucous membrane attached to the sides, pass in an anteroposterior direction across its lumen. The cartilages are nine in number, three single—thyroid, cricoid, and epiglottis, and three paired—arytenoid, cornicula laryngis, and cuneiform.

disease, laryngopathy. dryness, laryngoxerosis, ozena laryngis. examination, laryngoscopy. excessive secretion, laryngorrhea. excision, laryngectomy, glottidectomy. fistula, laryngosyrinx. hemorrhage, laryngorrhagia. incision, laryngocentesis, laryngotomy, laryngofissure, thyrotomy. inflammation, laryngitis glottiditis, glottitis, ozena laryngis, laryngocatarth, laryngocoele, croup. measurement, laryngometry. obstruction, laryngemphaxis, laryngostenosis, pain, laryngalgia, laryngodynia, paralysis, laryngoparalysis, laryngoplegia, plastic surgery, laryngoplasty, spasm, laryngismus, laryngospasm, glottidospasmus. specialty of diseases, laryngology. tuberculosis, laryngophthisis.

lasciv'ia [L. *lascivire*, to be wanton.] Satyriasis, nymphomania.

Lasègue's disease (lā-seg') [Ernest Charles *Lasègue*, Parisian physician, 1816-1883.] Mania of persecution. **L's sign**, extreme sensitiveness to stretching of the nerve-trunk in cases of peripheral neuritis. **L's syndrome**, inability to move the anesthetic limb, except under control of the sight, in hysteria.

lash. 1. An eyelash. 2. A flagellum.

Lassar's paste [Oskar *Lassar*, Berlin dermatologist, 1849-1908.] 1. An ointment containing salicylic acid 2, talcum and zinc oxide each 24, yellow vaseline 50; for eczema. 2. Zinc oxide and starch each 25, vaseline 50. 3. Naphthol 20, precipitated sulphur 100, lanolin and green soap each 50; to produce desquamation.

lassitude [L. *lassitudo*; *lassus*, weary.] A sense of weariness.

Las Vegas Hot Springs, New Mexico (lahs-va'gahs). Saline waters. Ice-cold to 140° F. About forty springs. Used by drinking and bathing in rheumatism, gout, and diseases of the skin and lymphatic system. The climate is favorable for those suffering with hay-fever, bronchial asthma, and many forms of throat and lung diseases.

latah (lah'tah) [Malay, ticklish.] A nervous affection of the natives of the Malay Peninsula and Archipelago, characterized by an exaggerated physical response to suggestion, the subjects involuntarily uttering cries or executing movements in response to command or in imitation of what they hear or see in others. It is analogous to myriachit and to the affection from which the "jumpers" of Maine suffer.

latent [L. *latere*, to be concealed.] Not manifest; concealed; noting the period of incubation of an infectious disease before the appearance of the prodromal symptoms. 1. *zone*, see *zone*.

lat'eral [L. *latus*, side, + *ad*, to.] Toward the side.

lat'eral [L. *latus*, side.] On the side; on the outer side, as distinguished from *medial*. 1. *chain*, side chain.*

latericeous, lateritious (lă-ter-ish'us) [L. *later*, brick.] Resembling brick dust.

lateriflection, lateriflex'ion. Lateroflection.

lateroabdominal. Relating to the sides of the abdomen, to the loins or flanks.

laterodeviation [L. *latus* (later-), side, + *deviare*, to turn aside.] A bending or a displacement to one side.

lateroduction [L. *latus* (later-), side, + *ducere*, to lead.] A drawing to one side, noting a movement of a limb or of the eyeball.

lateroflection, lateroflex'ion [L. *latus* (later-), side, + *flectere*, to bend.] A bending or curvature to one side.

lateropulsion [L. *latus* (later-), side, + *pulsio*, a pushing.] An involuntary sidewise movement occurring in certain nervous affections.

laterotor'sion [L. *latus* (later-), side, + *torquere*, to twist.] Twisting to one side, noting the turning of the eyeball around its anteroposterior axis.

lateroversion (lat'er-o-vur'shun) [L. *latus* (later-), side, + *vertere*, to turn.] Turning to one side or the other, noting especially a malposition of the uterus.

Latham's circle [Peter Mere Latham, English physician, 1789-1875.] A circle 2 inches in diameter around a point midway between the left nipple and the lower end of the sternum, corresponding to the area of pericardial dullness.

lathyrism (lath'r-izm) [G. *lathyros*, vetch.] Lupinosis; poisoning by flour adulterated with chick-pea (*Lathyros sativus*). The symptoms are nervous in character, tremors, spastic paraplegia, and paresthesias of various forms.

latis'simus [L. superlative of *latus*, broad.] Broadest, a term applied to certain broad flat muscles. 1. *colli*, musculus platysma. 1. *dorsi*, see under *musculus*.

Lat'ta's se'rum. An inorganic serum, composed of sodium carbonate 1, sodium chloride 2, water 2.

lat'us, gen. lat'aris, pl. lat'era [L.] The side, the flank; a side.

lat'us, f. lat'a, n. lat'um [L.] Broad.

laudable (law'da-bl) [L. *laudabilis*, praiseworthy.] A term formerly applied to thick creamy pus (*pus bonum et laudabile*), which was thought to imply a healthy condition of the wound.

lau'danine. An alkaloid derived from the mother liquor of morphine, $C_{20}H_{21}NO_4$; a white crystalline powder, causing tetanic convulsions, its action resembling that of strychnine.

laudanosine (law'dan-o-sen). An alkaloid obtained from the mother liquor of morphine, $C_{21}H_{27}NO_4$; occurs as a yellowish white crystalline powder; causes tetanic convulsions.

laudanum (law'dan-um) [G. *ladanon*, a certain resinous gum.] Tinctura opii. Syd'enhams' l., vinum opii.

laughing-gas (lahf'ing-gas). Nitrous-oxide gas, nitrogen monoxide.

Laugier's her'nia (lo-zhe-a') [Stanislas Laugier, Parisian surgeon, 1799-1872.] A hernia passing through an opening in Gimbernat's ligament. L.'s sign, in fracture of the lower portion of the radius, the styloid processes of the radius and of the ulna are on the same level.

Laumonier's gan'glion (lo-mü-ne-a') [Jean Baptiste Laumonier, French surgeon, 1749-1818.] Ganglion caroticum.

Laura's nu'cleus (low'rah). Deiters'* nucleus.

laurel (law'rel). *Laurus*. cherry l., laurocerasi folia.

laurocer'asi fo'lia (Br.). Cherry laurel leaves, the leaves of *Prunus laurocerasus*, containing hydro-

cyanic acid; employed as a bronchial and nerve sedative in the official (B.P.), aqua laurocerasus.

laurocerasus (law-ro-ser'a-sus) [L. *Laurus*, laurel, + *cerasus*, cherry.] Cherry laurel.

laurotet'anine. An alkaloid from *Tetranthus citreus*, an occasional adulterant of cubeb.

lau'rus. Laurel, bay, sweet bay, the leaves and the fruit of *Laurus nobilis*; of little or no use in medicine.

Lauth's canal' (lowt) [Thomas Lauth, German anatomist, 1758-1826.] Canal of Schlemm or of Fontana, sinus* venosus sclerae. L.'s ligament, ligamentum transversum atlantis.

Lauth's vi'olet. Thionin, a green histological stain, used for mucus, nuclei, and other structures.

Lautier test (lo-tya') [Lautier, French physician, contemporary.] Two or three drops of a 1 per cent. solution of old tuberculin are placed on the skin of the arm, covered with a pledget of cotton and a gutta serena shield for forty-eight hours; a positive reaction indicating tuberculosis is shown by the appearance of vesicles containing a colorless fluid set on raised reddened papules.

lave (lä-vazh') [Fr. from L. *lavare*, to wash.] The washing out of a hollow organ, as the stomach or lower bowel, by copious injections and rejections of water. 1. of the blood, system'ic l., intravenous injection of physiological salt solution with induced diaphoresis and diuresis.

lavan'dula. Lavender, the dried flowers of *Lamndula angustifolia*, a shrub of southern Europe; employed as a perfume, and sometimes as a poultice for the relief of colic and neuralgia.

lava'tion. Lavage.

Lavdov'sky's nu'cleoid. Attraction sphere.

lav'ender. Lavandula.

la'ver. A seaweed of the genus *Porphyra*, used occasionally as food, and thought to be serviceable in cases of glandular swellings and other manifestations of scrofula.

Laveran's bod'ies or cor'puscles (lä-vé-rah'n') [see *Laverania*.] The pathogenic organisms of malaria, especially *Laverania malaria*.

Lavera'nia danilev'sky (Charles Laveran, Parisian physician, formerly French army surgeon, discoverer of the pathogenic organism of malaria. *1845.) Hemoproteus. L. mala'riae, *Plasmodium falciparum*, the parasite of estivo-autumnal fever.

la'verwort. Laver.

law [A.S. *lagu*.] A principle or rule; a formula expressing a fact or number of facts common to a group of processes or actions. Aran's l., Bastian's l., Behring's l., Colles' l., etc., see the proper names. biogenet'ic l., l. of recapitulation. l. of avalanche, the multiplication of sensations in the brain resulting from a single simple sensation at the periphery; a theoretical law assumed by Ramon y Cajal to account for the many aches and pains of the neurotic or hypochondriac. l. of definite proportions, the relative weights of the several elements forming a chemical compound are invariable. l. of multiple proportions, when more than one compound is formed by the chemical union of two elements, the weight of one of the elements remains constant while that of the other element varies in the different compounds as a simple multiple of the amount in the lowest of the series. l. of recapitulation, biogenetic law; in embryology, the ontogeny recapitulates the phylogeny, or in the development of the individual there is a recapitulation of the various stages of development of the race. l. of recapitulation, the relative weights in which two

substances form a chemical union singly with a third are the same as, or simple multiples of, those in which they unite with each other. **l. of refraction**, rays of light passing from a denser into a rarer medium are reflected away from a perpendicular to the surface, those passing from a rarer into a denser medium are reflected toward the perpendicular. **l. of segregation**, the Mendelian theory of inheritance according to which in each generation the ratio of pure dominants, dominants producing descendants in the proportion of three dominants to one recessive, and pure recessives is as 1:2:1. **l. of sim'lar's**, see *similia similibus curantur*.

lawn-tenn's arm. A dislocation of the pronator teres muscle caused by certain sudden movements of the arm made in tennis.

lax'ana. Trade name of a preparation of phenolphthalein.

lax'aphen. Trade name of a preparation of phenolphthalein flavored with chocolate.

lax'atin. Trade name of a preparation of phenolphthalein.

laxative (lak's'a-tiv) [*L. laxativus*; *laxare*, to loosen.] 1. Having the action of loosening the bowels, aperient, mildly cathartic. 2. A mild cathartic, a remedy that moves the bowels slightly without pain or violent action.

lax'atol. Trade name of a preparation of phenolphthalein.

lax'tor tym'pani. One of two supposed muscles, probably ligamentous, attached to the malleus, the *l. l. major* to the neck, the *l. l. minor* to the handle.

laxicon'fect. Trade name of a preparation of phenolphthalein.

lax'ol. Trade name of a palatable preparation of castor-oil.

lax'ophen. Laxaphen.

layer (la'er). Stratum,* a sheet of some substance lying upon another, distinguished therefrom by a difference in texture or color or simply not continuous with it. **ambig'u'ous l.**, the layer next below the outer layer of the cerebral cortex. **animal-germ l.**, epiblast. **bac'ill'ar l.**, the layer of rods and cones of the retina. **basement l.**, *membrana propria*. **blastoder'mic l.**, one of the germ layers: epiblast, mesoblast, or hypoblast. **central gray l.**, stratum griseum centrale. **claus'tral l.**, the layer of gray matter between the external capsule and the insula. **colum'nar l.**, bacillar l., mantle l. **cor'neal l.**, stratum corneum [BNA]. **dentate l.**, stratum dentatum. **dermal l.**, epiblast. **fillet l.**, stratum lemnisci. **ganglion'ic l.**, (1), a layer of large cells in the cerebral cortex; (2) stratum ganglionare. **germ l.**, blastodermic l. **ger'minative l.**, Malpighian l., stratum* germinativum [BNA]. **gran'ular l.**, stratum granulosum. **horny l.**, stratum corneum. **lattice'd l.**, a cortical-cell layer in the hippocampus. **mantle l.**, the nuclear zone of the myelospangium. **molec'ular l.**, stratum moleculare. **mucous l.**, stratum mucosum. **neuroder'mal l.**, epiblast. **nu'clear l.**, stratum nucleare. **optic l.**, stratum opticum. **osteogen'ic l.**, the inner bone-forming layer of the periosteum. **pap'illary l.**, corpus papillare [BNA]. **plasma l.**, still l. **plex'iform l.**, stratum moleculare. **prickle-cell l.**, stratum spinosum, stratum* germinativum [BNA]. **prim'itive l.**, the embryonic epiblast and hypoblast. **retic'ular l.**, the deeper layer of the corium, tunica* propria [BNA]. **sluggish l.**, still l. **still l.**, the layer of the blood stream, in the capillary vessels, next to the wall of the vessel; here the current is slow and the white blood-cells are seen rolling lazily along the

side of the tube, the center of the stream running rapidly and carrying with it the red blood-cells. **subpap'illary l.**, the vascular layer of the corium. **superpap'illary l.**, stratum mucosum. **troph'ic l.**, hypoblast. **veg'etative l.**, hypoblast. **zon'ular l.**, stratum zonale.

lay'er'ing. An arrangement of layers.

lazareto (laz-à-ret'o) [It. *lazzaretto*; *lazzaro*, a leper.]

1. A leper hospital. 2. A hospital for the treatment of contagious diseases, a pest-house. 3. A place of detention for persons in quarantine.

lb. An abbreviation for pound, Latin *libra*.

L.D. Abbreviation for light difference, *i.e.* the difference in the perception of light between the two eyes.

L.D.A. Abbreviation for left dorsoanterior, noting the position of the fetus in utero with its back toward the left side of the anterior abdominal wall of the mother.

L.D.P. Abbreviation for left dorsoposterior, noting the position of the fetus with its back toward the left side of the back of the mother.

L.E. Abbreviation for left eye.

leaching (le'ching) [A.S. *leccan*, to wet.] Lixivia-tion.

lead (led) [A.S. *ledd*.] A metallic element, symbol Pb, atomic weight 207.1; see *plumbum*. 1. **pois'-oning**, acute or chronic intoxication by lead or any of its salts. The symptoms of *acute* poisoning are usually those of acute gastroenteritis. *Chronic* poisoning is manifested chiefly by anemia, constipation, abdominal pain, paralysis, especially of the extensor muscles of the forearm, arteriosclerosis, and convulsions or delirium. **red l.**, plumbi oxidum rubrum. **su'gar of l.**, plumbi acetas. **white l.**, plumbi carbonas.

lead (léd). One of the records, usually three in number, taken by means of the electrocardiograph; in lead I the current is from the right arm and left arm; in lead II, from the right arm and left leg; in lead III, from the left arm and left leg.

leaf (láf) [A.S. *leaf*.] A plant organ, commonly a flat expansion of a vascular bundle enclosed in a parenchyma containing chlorophyll. **connate' l.**, one of two sessile leaves, the lobes of which are united around the stem. **sim'ple l.**, one having a single undivided blade. **com'pound l.**, a leaf the blade of which is divided into leaflets by divisions extending down to the mid-rib.

leaf'let. One of the separate portions of a compound leaf.

Leam'ington, England. Saline waters. Four springs. Used by drinking and bathing in dyspepsia, liver disorders, chronic rheumatism and gout, sciatica, scrofula, constipation, skin diseases, surgical joint affections, uric acid gravel, the gouty form of glycosuria, glandular swellings, and diseases of women. April to October.

leap'ing-ill. Louping-ill, thorter-ill, a disease of sheep in which they leap up and down as they walk; it is caused by the presence of a parasite, *Carnurus cerebrealis* in the spinal cord.

Leb'anon Springs, New York. Alkaline-calcic waters. (At a short distance is a chalybeate spring.) 75° F. Used by drinking and bathing in various disorders.

le'ben. A soured and curdled milk food used in Egypt.

Leber's disease' (la'ber) [Theodor Leber, German ophthalmologist, *1840.] Hereditary atrophy of the optic nerve. **l.'s plex'us**, a small venous plexus in the eye between the canal of Schlemm and the spaces of Fontana.

Lecat's gulf [Claude Nicolas *Lecat*, French surgeon, 1700-1768.] The bulbous urethra.

lech'erous. Given to promiscuous sexual indulgence, lewd, sensual.

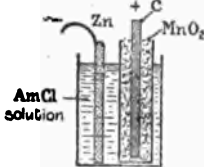
lech'ery [Fr. *lecherie*; *lecher*, to lick.] Sensuality, lewdness.

lecithin (les'th-in) [G. *lekithos*, yolk of egg.] One of a number of complex bodies, compounds of chlorine with glycerophosphoric acid and fatty acids, found in nervous tissue, blood, milk, yolk of egg, and other animal structures, as well as in vegetable organisms; vegetable lecithin is said to contain betaine instead of choline. Lecithin, as used in medicine, is prepared from the yolk of egg by abstracting with alcohol; it occurs as a brownish yellow substance of waxy consistency, insoluble in water, but soluble in absolute alcohol and fatty oils. Employed in cases of faulty nutrition in doses of gr. $\frac{1}{2}$ -2 (0.03-0.13).

lecithinose (les'th-in-oz). Trade name of a preparation of lecithin made from yolk of eggs.

lecithoprotein (les'th-tho-pro'te-in). A conjugated protein, compounded of protein and a lecithin.

Lecianché cell (lê-klah-nshâ') [*Lecianché*, French engineer, nineteenth century.] A galvanic cell, consisting of a carbon plate in a porous cylinder filled with a mixture of manganese dioxide and carbon, and a zinc plate in sal ammoniac solution.



LECLANCHÉ CELL.

Leduc cur'rent (lê-dâk') [Stéphane Armand Nicolas *Leduc*, French physicist of Nantes, contemporary.] A direct electric current, interrupted a given number of times by means of the *L. interrupter* (110 times a second as an average), the time of passage of the current being to that of interruption as 1 to 9, the current thus flowing but $\frac{1}{10}$ of the entire time; used in the production of electric anesthesia or electric sleep.

Lee's gan'gion [Robert *Lee*, English physician, 1793-1877.] Cervical ganglion; found in the uterovaginal plexus derived from the third and fourth sacral nerves and the hypogastric and ovarian sympathetic plexuses.

leech [A.S. *læc*, a physician; a leech, because of its therapeutic use.] 1. A physician (obsolete or poetical). 2. *Hirudo*,* a blood-sucking aquatic anelid of the order *Hirudinea*, employed in medicine for the local abstraction of blood. 3. To treat medically. 4. To apply leeches. Amer'ican 1., *Hirudo decora*. Austr'lian 1., *Hirudo australis*. Five-striped 1., *Hirudo quinquestrata*. Ger'man 1., *Hirudo medicinalis*. green 1., *Hirudo provincialis*. Hunga'rian 1., *Hirudo provincialis*. speck'led 1., *Hirudo medicinalis*. Swe'dish 1., *Hirudo medicinalis*.

leech'ery. Medical science or practice.

leech-fing'er. The ring finger.

Le Fort's amputa'tion (lê-for') [Léon Clément *Le Fort*, Parisian surgeon, 1829-1893.] A modification of Pirogoff's amputation; the calcaneus is sawn through horizontally instead of vertically, so that the patient steps on the same part of the heel as before.

lefthand'ed. Noting a person who uses the left hand for writing and other operations for which the right hand is commonly employed.

lefthand'edness. The state of being lefthanded, mancism.

The lower extremity; specifically the segment

of the lower extremity between the knee and the ankle. Barba'dos 1., elephantiasis of the leg. bandy 1., bowleg, genu varum. bayonet 1., incomplete backward dislocation of the bones of the leg with ankylosis of the knee. black 1., symptomatic anthrax. milk 1., phlegmasia alba dolens. scissor-legs, extreme adduction of both femurs, following hip-disease, the two legs crossing each other as the person walks. x-legs, scissor-legs.

absence, amelia. curvature, scolocambosis, cornuoculis, cnemolordosis, rheboscelia, bowlegs, genu varum, fusion of the two, ankylolele. gout, scelagra, meagra, having but one, monoscelous. having more than two, polyscelous. inequality in length, anisomelia. inflammation, cnemitis, bucnemia, phlegmasia alba dolens, large size, macrosclia, elephantiasis, megalomelia, pain, scelalgia, melosalgia. small size, micromelia. spastic paralysis, sclotyrbie. tumor, sclonoma.

Legal's disease' (la'gahl) [Emmo *Legal*, German physician, nineteenth century.] Cephalalgia pharyngotympanica. L's test, for acetone, the urine is rendered alkaline by a few drops of caustic potassa, and to this are added two or three drops of a freshly prepared solution of sodium nitroprusside; it is colored red then yellow; then a few drops of acetic acid are trickled down the side of the test-tube and at the line of junction of the two fluids is formed a carmine or purple ring.

Legendre's nodes (lê-zahn'dr). Enlarged phalangeal joints, especially the second, of the fingers occurring in chronic gastric disorder. L's sign, in facial hemiplegia of cerebral origin, when the examiner raises the lids of the actively closed eyes the resistance is less on the affected side.

leg-ill. An inflammation of the hoof, affecting especially the interdigital spaces, in the sheep. legion (le'jun) [L. *legio*, army.] In biological classification an occasional division placed usually between the class (or subclass) and the order.

legitimacy (le-jit'i-ma-si) [L. *legitimus*, lawful.] Legality, normality, the condition of being legitimate.

legit'imate [L. *legitimus*.] 1. Normal, lawful, natural. 2. Born of parents in lawful wedlock.

legume (le-gum') [L. *legumen*.] The fruit-pod of a leguminous plant which dehisces on both ventral and dorsal surfaces, as the pea, bean, and other vegetables of that class.

legu'min. A protein contained in peas, beans, and other legumes; it resembles casein and is called vegetable casein.

Leiner's test (li'ner). A bit of fecal matter is fixed by heat in a slide and stained with an alcoholic solution of acid fuchsine and methyl green; if casein or paracasein is present the color produced is a violet or pale blue.

leio-. For words so beginning see *lio-*.

leipo-. For words so beginning see *lipo-*.

Leish'man's chrome-cells [Sir William B. *Leishman*, British Army surgeon, contemporary.] Reticular granular leucocytes found in blackwater fever. L's meth'od, a method of obtaining the phagocytic index; a suspension of the pathogenic microorganisms is added to a leucocytic cream obtained from the patient's blood, the mixture is then incubated for a time, and the number of microbes within the phagocytes is computed. L's stain, an eosine-methylene blue stain used in the examination of blood films.

Leish'man-Don'ovan body [Sir William B. *Leishman*; C. *Donovan*, surgeon Indian Medical Service, contemporary.] The intracellular form of *Histomonas* (*Leishmania*) *donovani*.

Leishman'ia. A genus of protozoan parasites. L.

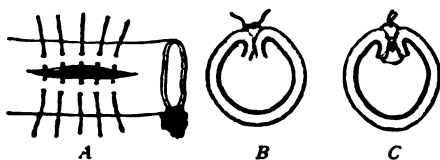
donova'ni, the Leishman-Donovan body, a species of *Mastigophora*, or flagellate protozoans, pathogenic of kala-azar. It is a minute oval or piriform body in one stage, in another elongated with a flagellum at one extremity; it is found especially in the spleen in kala-azar. An organism apparently morphologically identical is found in oriental sore, for which the name *L. tropica* has been proposed. *L. infantum*, a parasite found in infantile splenic anemia.

leishmanio'sis. Infection with a species of *Leishmania*. **der'mal** *L.*, oriental boil.*

leistugukern (list'oongs-kern.) [Ger.] Ehrlich's term for the active center or functional portion of a cell or one of its molecules.

Letter's coil (lî'ter). A flexible tube, coiled into shape to fit the surface to which it is applied, through which cold or hot water flows continuously.

Le'tape echidni'nus. A mite parasitic on rats, the intermediate host of *Hepatosoon perniciusum* which causes a fatal disease in these animals.



INTESTINAL SUTURES: A, B, Lembert; C, Czerny-Lembert.

Lem'bert su'ture (Fr. lahn-bair') [Antoine *Lembert*, Parisian surgeon, 1802-1851.] 1. A suture for the stomach and intestine; the needle is passed in and out through the serous and muscular coats only, avoiding the mucosa, on one side of the wound and then in the same way on the other side, so that when the sutures are tightened the lips of the wound are invaginated, the serous surfaces being in apposition. 2. A continuous suture passed in the same way as the interrupted suture.

lem'co. Trade name of a German preparation of Liebig's extract of meat; used in culture media.

le'mic [*G. loimos*, plague.] Relating to the plague or any epidemic disease.

lemnis'cus [*G. lemniskos*, fillet.] Fillet, laqueus, a band of longitudinal fibers running up, from the decussation, on either side of the median raphe in the medulla and pons, and passing along the outer surface of the brachium conjunctivum (superior cerebellar peduncle). 1. **latera'lis**, lateral fillet, a band of longitudinal fibers arising in the lower portion of the pons from the corpus trapezoidum and passing upward, near the lateral surface of the pons, to the nucleus of the inferior quadrigeminal body and the gray substance of the corpus geniculatum internum. 1. **latera'lis (acus'ticus)**, lateral (acoustic) fillet, a band of longitudinal fibers in the central portion of the pons to the outer side of the medial fillet. 1. **media'lis** [BNA], medial or mesial fillet, ribbon of Reil, a band of white fibers taking origin from the gracile and cuneate nuclei, and crossing to the opposite side of the decussatio lemniscorum in the lower part of the medulla; thence it passes upward through the center of the medulla, close to the median raphe, and on reaching the pons spreads out laterally between the ventral and dorsal portions; in the mesencephalon it is followed as a flattened band on the ventral aspect of the decussating superior cerebral peduncles and is seen finally to enter the optic thalamus. 1. **media'lis (sensiti'vus)**, medial (sensory) fillet, a ribbon-like band of

longitudinal fibers running through the center of the pons on either side of the median raphe. 1. **oliva'ris**, a fasciculus of nerve-fibers surrounding the oliva.

lemography (le-mog'ra-ff) [*G. loimos*, plague, + *graphê*, a description.] A treatise on the plague or any epidemic disease.

lemol'ogy [*G. loimos*, plague, + *-logia*.] Medical science in its relation to the plague or other epidemic diseases.

lem'on [*L. limo*.] The fruit of *Citrus limonum*; see *limo*. salt of *L.*, sal limonis.

lemonade'. Lemon juice, limonis succus, largely diluted with water and sweetened; employed as a beverage and as an agreeable refrigerant in fever.

lem'on-balm. Melissa.

Lem'on Springs, South Carolina. The waters, resembling the Buffalo Lithia waters of Virginia, contain salts of iron, aluminum, magnesium, and other ingredients. The entire year.

lemoparalysis, **læmoparalysis** (le-mo-par-al'i-sis) [*G. laimos*, throat.] Paralysis of the faucial muscles.

Lemuroidea (le-mu-ro-id'e-ah) [*L. lemures*, ghosts, + *eidos*, resemblance.] A suborder of Primates, including the small monkey-like animals, the lemurs; same as *Prosimia*.

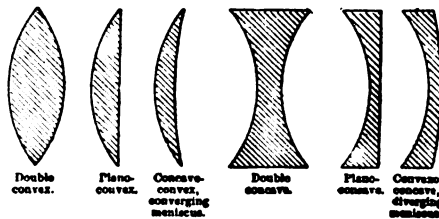
Len'hartz meth'od [Hermann Albert Dietrich *Lenhartz*, Hamburg physician, 1854-1910.] Treatment of gastric ulcer by rest in bed, application of an ice-bag, administration of bismuth; the diet is at first a concentrated albuminous one (especially eggs), and is rapidly increased in as nourishing form as possible; fluids are kept down to the lowest point to avoid dilatation of the stomach.

lenigal'ol [*L. lenis*, mild.] Pyrogallol triacetate, triacetylpyrogallol, a white insoluble crystalline powder, employed in ointment for eczema and psoriasis.

len'iol. Trade name of a preparation of cod-liver oil
lenir'obin. A yellow powder, chrysarobin tetracetate; employed, like chrysarobin, in the treatment of various skin diseases.

lenitive (len't-iv) [*L. lenitus*; *lenire*, to soften.] 1. Soothing, relieving discomfort or pain. 2. An agent which soothes or relieves irritation; a demulcent.

len'itol. Trade name of a preparation of petroleum combined with flavoring agents, employed in the treatment of constipation.



LENSES.

Lenn'hoff's in'dex [*Lennhoff*, Berlin physician, nineteenth century.] A figure obtained by dividing the distance between the sternal notch and the symphysis pubis by the greatest circumference of the abdomen, and multiplying the quotient by 100; the average index is 75; a higher figure indicates an atonic habitus. **L.'s sign**, a depression between the tumor and the ribs is noted on full inspiration, in cases of echinococcus cyst of the liver.

lens [*L. a lentil*.] A piece of glass, quartz, or other transparent substance with one or both surfaces

curved, either concave or convex; used for acting upon the rays of light in the way of convergence or dispersal. **collective l.**, field l. **crystalline l.**, l. crystallina. **cylindrical l.**, one which is a segment of a cylinder parallel to its axis; see *cylindrical*. **eye l.**, ocular l., the upper of the two planoconvex lenses of Huygens' ocular. **field l.**, collective l., the lower of the two planoconvex lenses of Huygens' ocular. **l. crystalline**, crystalline l., a transparent biconvex body lying between the iris and the vitreous, the principal refracting medium of the eye; it consists of a soft outer part (*cortical substance*) with a denser central part (*nucleus*), surrounded by a fine membrane (*capsule*). **minus l.**, a concave or reducing l. **ocular l.**, eye l. **plus l.**, a convex or magnifying l. **spherical l.**, one the curved surfaces of which are segments of spheres, see *spherical*. **sphero-cylindrical l.**, see *sphero-cylinder*. **toxic l.**, a curved lens corresponding in shape to the surface of a torus.

lenticonus (len-ti-'ko-nus) [L. *lens* (*lent-*) + *conus*, cone.] A conical projection of the anterior or posterior surface of the crystalline lens of the eye.

lenticula (len-tik-'u-lah) [L. dim. of *lens*.] 1. Nucleus lentiformis. 2. Ephelis.

lenticular [L. *lenticula*, a lentil.] 1. Relating to or resembling a lens of any kind. 2. Of the shape of a lentil. **L. glands of the stomach**, minute collections of lymphoid tissue in the stomach walls, similar to the noduli lymphatici of the intestine. **L. instrument**, **L. knife**, a scraper resembling a sharp spoon. **L. nucleus**, nucleus lentiformis.

lent'ice [Fr. *lenticelle*; L. *lenticula*.] A lenticular gland, especially one of the follicles at the base of the tongue.

lenticulo-op'tic. Relating to the nucleus lentiformis and the thalamus opticus.

lenticulostr'iate. Relating to the nucleus lentiformis and the corpus striatum.

lent'iform [L. *lens* (*lent-*) + *forma*, shape.] Lens-shaped, lenticular.

lent'igo, pl. *lentig'ines* [L.] A freckle, ephelis, lentacula.

lentitis (len-ti'-'te'tis). Inflammation of the crystalline lens, phakitis.

Leo's test (la'o) [Hans Leo, German physician, *1854.] For free hydrochloric acid in the stomach contents: the addition of calcium carbonate will make the reaction less acid or neutral if free hydrochloric acid is present, otherwise not.

leontiasis (le-on-ti'a-'sis) [L. *leo*, lion.] The enlarged bosselated face sometimes seen in tubercular leprosy. **L. os'sea**, an overgrowth of the bones of the face, and sometimes of the cranium, causing a general enlargement of all the features.

leon'todin. An extract from the root of the dandelion, *Taraxacum officinalis*; tonic aperient, employed in the treatment of diseases of the liver.

Leon'todon tarax'acum. Dandelion, taraxacum.

leopard's growl (lep'ardz growl). A deep hoarse rhoncus in cases of tracheal stenosis.

Le'opold's law [Christian Gerhard Leopold, German physician, 1846-1911.] In anterior insertion of the placenta, the Fallopian tubes project backward; in posterior insertion, they are directed forward.

leotropic (le-o-trop'ik) [G. *laios*, left, + *tropikos*; *tropos*, a turning.] Left-wound, running in a spiral from right to left; opposed to dextrotropic.

lep'er. One who suffers from leprosy.

lepid'ic [G. *lepis* (*lepid-*), rind.] Relating to a lining membrane of the embryo, referring to the

ectodermic, endodermic, and mesothelial structures. **L. tis'sues**, lining-membrane tissues, those "in which the blood-vessels do not penetrate the groups of specific cells, and in which there is an absence of definite stroma between the individual cells, although such stroma, of mesenchymatous origin, may be present between the groups of cells." (Adami.) **L. tu'mor**, rind tumor, *lepidoma*. **lep'idine** [G. *lepis*, scale.] 1. Scaly. 2. An oily liquid obtained from cincholine, methylquindize *lepidoma* (lep-i-do'mah) [G. *lepis* (*lepid-*), rind - *oma*.] Rind tumor, a neoplasm originating from one of the lepidic tissues. **endothelial l.**, a rind tumor originating from the endothelium of the blood-vessels or lymphatics. **L. of the first order**, primary l., a rind tumor of epiblastic or hypoblastic origin. **L. of the second order**, secondary l., transitional l., a rind tumor of mesothelial or endothelial origin.

lepidophyton (lep-i-dof'i-ton) [G. *lepis* (*lepid-*), scale, + *phyton*, plant.] A fungus, the supposed cause of tinea imbricata, or Tokelau ringworm.

lepidosis [G. *lepis* (*lepid-*), scale.] Any scaly or desquamating eruption.

lepocyte (lep'o-sit) [G. *lepos*, rind, + *kytos*, cell.] A cell with a distinct envelope.

lep'othrix [G. *lepos*, scale, + *thrix*, hair.] Trichomycosis nodosa.

lep'ra [G.] 1. Leprosy. 2. Psoriasis. **L. alba**, macular leprosy with unpigmented spots. **L. alphas**, psoriasis. **L. anasthet'ica**, anesthetic leprosy.* **L. Ar'abum**, tubercular leprosy. **L. borea'lis**, l. septentrionalis. **L. cells**, structures found in leprosy tissue, consisting either of giant cells filled with the specific bacilli or of zooglyph masses of bacilli. **L. cuta'nea**, tubercular leprosy. **L. Græco'rum**, psoriasis. **L. maculo'sa**, macular leprosy.* **L. mu'tilans**, the later stage of anesthetic leprosy. **L. nervo'rum**, **L. nervo'sa**, anesthetic leprosy. **L. orienta'lis**, elephantiasis. **L. septentriona'lis**, radesyge, spedalskhed. **L. tubercula'tum**, tubercular leprosy.*

leprophobia [G. *phobos*, fear.] An unreasonable fear of leprosy.

lepride (lep'réd). A cutaneous lesion of leprosy origin.

lep'rolin. A glycerin extract of cultures of the lepra bacillus, analogous to tuberculin, employed by Rost in the treatment of leprosy.

leprologist (lê-prol'o-jist). One who makes a special study of leprosy in all its relations.

leprology [G. *lepra*, leprosy, + *-logia*.] The special study of leprosy in all its relations, and the knowledge derived therefrom.

lepro'ma. A leprosy nodule or tubercle.

lepro'matous. Relating to leprosy tubercles

leprophobia. Leprophobia.

lep'rose. 1. Leprosy. 2. In botany, lepidate or scale-like.

leprosery (lê-pro'ser-ŷ). A leper home or colony.

lep'rosy [G. *leprōsis*, from *lepros*, scaly.] 1. A disease of Biblical times, the nature of which is uncertain, but which might have been pariasis or a leucoderma. 2. A chronic disease believed to be due to the presence of *Bacillus lepra* or Hansen's bacillus, elephantiasis Græcorum. It occurs in two principal forms: *tubercular l.* affecting the skin and subcutaneous tissues, and *anesthetic l.* affecting mainly the nerves. *Anesthetic l.*, a form affecting the nerves chiefly, marked by hyperesthesia succeeded by anesthesia, by paralysis, ulceration, and various trophic disturbances, terminating in gangrene and mutilation. **artic'ular l.**, mutilating l., a late

stage of anesthetic l. black l., see macular l. cutaneous l., tubercular l. dry l., anesthetic l. Eastern l., elephantiasis Arabum. Italian l., Lombardy l., pellagra. macular l., anesthetic l. marked by the presence of spots on the skin, either pigmented (black l.) or lighter than normal (white l.). Malabar l., elephantiasis Arabum. nodular l., tubercular l. scabby l., psoriasis. trophoneurotic l., anesthetic l. tubercular l., a form affecting chiefly the skin and subcutaneous connective tissues, marked by the occurrence of nodules or tubercles, especially on the face and hands, which eventually ulcerate, as a rule. white l., see macular l.

leprous. Relating to or suffering from leprosy.

leptandra [G. *leptos*, slender, + *anēr* (andr-), man (stem).] (U.S.) The rhizome and roots of *Veronica* (*Leptandra*) *virginica*. Culver's root, black-root, an herb of eastern North America; employed as an hepatic stimulant in intestinal indigestion and constipation in doses of gr. 5-20 (0.3-1.3).

leptandrin. A bitter glucoside, the supposed active principle of leptandra; dose, gr. $\frac{1}{2}$ -2 (0.03-0.13).

leptocephalous. Having a small head.

leptocephalous [G. *leptos*, slender, + *kephalē*, head.] A monster with very small head.

leptochromatic (lep-to-kro-mat'ik) [G. *leptos*, delicate, + *chromatin*.] Having a very fine chromatin reticulum.

leptodermic (lep-to-dur'mik) [G. *leptos*, thin, + *derma*, skin.] Thin-skinned.

leptomeninges (lep-to-mē-nin'jēz) [G. *leptos*, delicate, + *mēnix*, pl. *mēniges*, membrane.] Arachnoid, pia mater, the pia mater and arachnoid considered as one membrane.

optomenigitis (lep-to-men-in-jī' (je'tis) [G. *leptos*, thin, delicate + *mēnix* (mēning-), membrane, + *-itis*.] Inflammation of the pia mater and arachnoid of the brain or spinal cord. l. exter'na, inflammation of the arachnoid, arachnitis. l. inter'na, inflammation of the pia mater.

leptomere (lep-to-mēr) [G. *leptos*, thin, + *meros*, part.] A very minute particle of living matter, of the aggregation of vast numbers of which Asclepiades believed the body was formed.

leptopellic [G. *leptos*, narrow, + *pellis*, a bowl (the pelvis).] Having an abnormally narrow pelvis.

leptophonia [G. *leptos*, weak, + *phōnē*, sound, voice.] Weakness of voice.

leptophon'ic. Weak-voiced.

leptoprosopoe (lep-to-pros-ōp) [G. *leptos*, slender, + *prosōpon*, face.] A person with a narrow face and elongated cranium.

leptoprosopic [G. *leptos*, thin, + *prosōpikos*, facial.] Having a thin narrow face.

leptorrhine (lep-to-rin) [G. *leptos*, thin, + *rhis*, nose.] Having a thin nose. Noting a skull with a nasal index below 47 (Frankfort agreement) or 48 (Broca).

Leptothrix [G. *leptos*, thin, + *thrix*, hair.] A group of slender bacilli arranged in long chains or filaments, with scarcely perceptible lines of division into individuals. l. bucca'lis, a species found in the tartar of the teeth, and occasionally causing inflammation of the tonsils and pharynx, mycosis leptothrica. l. innomina'ta, another species found in tartar and in carious teeth.

Leptus autumnalis [G. *leptos*, delicate.] Harvest-mite, red bug; a name applied to larvæ of mites found at the end of summer in bushes and grass; they often attack man causing an itching erythema and sometimes an eruption of flat wheals.

leresis (le-re'sis) [G. *lērēsis*, silly talk.] Mental weakness marked by garrulity.

Leroux's meth'od (lē-roo') [Laurent Charles Pierre *Leroux*, French accoucheur, of Dijon, 1730-1792.] Management of placenta prævia, when labor has begun, by a firm tamponade of the vagina.

Lesage's bacill'us (lē-sazh') [Adolphe Auguste *Lesage*, Parisian physician, *1862.] A chromogenic bacillus, giving a greenish color to the stools.

Les'bian love [G. *lesbios*, relating to the Island of Lesbos.] Unnatural sexual practices between women, sapphism.

lesbianism (lez'bi-an-izm). Lesbian love.

Lesieur-Privéy sign (lē-si-ér'pre-va'e) [C. *Lesieur*, Paul *Privéy*, French physicians, contemporary.] Albumoptysis, tuberculous albumin reaction; the presence of albumin in the sputum in a chronic respiratory affection points to tuberculosis.

le'sion (le'zhun) [L. *læsus*; *lædere*, to injure.] 1. A wound or injury. 2. A more or less circumscribed pathological change in the tissues. 3. One of the individual points or patches of a disease of the skin.

Les'ser's tri'angle. The space between the bellies of the digastric muscle and the hypoglossal nerve.

Leslie Well, Michigan. Calcic-chalybeate-carbonated waters. Used by drinking in various disorders.

Less'haff's tri'angle [Pyotr Frantsovich *Lesshaft*, Russian physician, *1839.] Grynfeldt's* triangle.

le'thal [L. *letalis*; *letum*, death.] Fatal, mortal, causing death.

lethal'ity. Mortality.

lethar'gus [G. *lethargos*, lethargic.] Sleeping-sickness.

lethargy (leth'ar-jī) [G. *lithargia*, drowsiness.] A state of deep and prolonged unconsciousness, resembling profound slumber, from which the person can be aroused but into which he immediately relapses; the condition may last from a few hours to several years. Af'rican l., sleeping-sickness. induced l., hypnosis. ne gro l., sleeping-sickness. le'the [G. *lithē*, forgetfulness.] Loss of memory, amnesia.

lettuce (let'is). *Lactuca*. l. o'pium, lactucarium.

Leube's en'ema (loi'beh) [see *Leube-Riegel*.] Pancreatic enema; finely divided boiled meat, pancreas, and fat.

Leube-Riegel test dinn'er (loy'beh-re'gel) [W. O. von *Leube*, German physician, *1842; F. *Riegel*, German physician, *1843.] Consists of 12 to 14 ounces of soup, 3 to 6 ounces of minced steak, 2 ounces of white bread, and 6 ounces of water; the contents of the stomach are examined four hours later.

leucæthiope (lu-se'thī-ōp) [G. *leukos*, white, + *Aithiops*, an Ethiopian.] An albino.

leucane'mia, leucana'mia [leucemia + anemia.] Leucemia associated with enlargement of the spleen and liver, a rapid fall in the hemoglobin percentage and in the number of red cells, fever, hemorrhages, increasing pallor, and progressive muscular weakness; the changes in the leucocytes resemble those seen in leucemia, and in the erythrocytes such as are seen in pernicious anemia.

leucas'mus [G. *leukasmos*, a growing white.] Vitiligo. **leucemia, leucæmia** (lu-se'mī-ah) [G. *leukos*, white, + *haima*, blood.] Leukemia, leucæmia, leucocythemia; a disease of the blood marked by persistent leucocytosis associated with changes in the spleen and bone-marrow or in the lymphatic glands. **aleuce'mic** l., pseudoleucemia. **amygdaline** l., a form assumed to be due to infection through the tonsils. **aplas'tic** l., a form of l. in

which there is a diminution of both red and white blood cells, only the relative increase of large atypical leucocytes substantiating the diagnosis. **hepat'ic l.**, a form supposed to be due to disease of the liver. **intes'tinal l.**, a form thought to be due to autointoxication of intestinal origin. **l. cutis**, the occurrence of lesions of various forms upon the skin in cases of leucemia. **ll'eno-myelogen'ous l.**, splenomyelogenous l. **lymphat'ic l.**, a variety in which the lymphatic glands are chiefly affected; in the *acute* form the large lymphocytes are numerous, the neutrophils and eosinophiles being comparatively few; in the *chronic* form the small uninuclear leucocytes are very numerous, the polymorphonuclear neutrophils are reduced in number, eosinophiles and myelocytes are seldom found. **med'ullary l.**, myelogenous l. **mixed l.**, myelogenous l. **myelocyt'ic l.**, mixed-cell l., a form of l. in which white cells of both myeloid and lymphadenoid origin are present in great numbers. **myelogen'ous l.**, l. associated with the presence in the blood of large numbers of myelocytes and often normoblasts, with hyperplasia of the bone-marrow, and with enlargement of the spleen. **polymorphocyt'ic l.**, myelogenous l. **splen'ic l.**, a form associated with marked enlargement of the spleen. **spleno-med'ullary l.**, **splenomyelogen'ous l.**, the commonest form of l., in which the spleen is greatly enlarged and changes are present in the bone-marrow; leucocytosis is very marked, large uninuclear eosinophilic myelocytes predominating, but neutrophilic myelocytes are also present; numbers of normoblasts are likewise present, and occasionally megakaryoblasts. **symptomati'c l.**, leucocytosis.

leuc'e'mic. Relating to leucemia.

leuchemia, leuchæmia (lu-ke'me-ah). Leucemia.

leucin (lu'sin) [G. *leukos*, white.] 1. Amidocaproic acid, formed as a result of the hydrolysis of proteins; it is found with tyrosin in the intestine and occurs in many cells; in a pure state it is crystallizable in the form of white glistening crystals. 2. A bactericidal substance in leucocyte extract, endolysin.

leucinosis (lu-sin-o'sis). A condition in which leucin is present in excess in the organism.

leucinuria [G. *ouros*, urine.] The excretion of leucin in the urine.

leucitis (lu-si'(se')tis). Scleritis.

leucoblast [*leukos*, white, + *blastos*, germ.] Myeloblast.

leucokeratosis (lu-ko-ser-ä-to'sis) [G. *leukos*, white, + *keras*(*kerat*-), horn.] Leucokeratosis, leucoplakia.

leucocidin (lu-kos'i-din) [*leuco*(*cyte*) + L. *cedere*, to kill.] A specific serum-constituent destructive to white blood-corpuscles, leucolysin.

leuco'cytal. Leucocytic.

leucocyte (lu'ko-sit) [G. *leukos*, white, + *kytos*, cell.]

1. A white blood-corpuscle. 2. Specifically one of the markedly ameboid cells found in the blood or the lymph or in pus or as wandering connective-tissue cells in the tissues of the body. The following are the varieties of leucocytes found in the blood (white blood-corpuscles): **uninuclear** (mononuclear); non-granular—small lymphocyte, containing a large nucleus and small cell-body; large lymphocyte, containing a larger amount of cytoplasm; transitional leucocyte, containing a horse-shoe-shaped nucleus and occasionally a few basophil granules; large uninuclear (mononuclear) leucocyte with an oval excentric nucleus and a large amount of cytoplasm; granular—

myelocytes (occurring only in pathological conditions), large cells with a large oval, round, or slightly indented nucleus with a reticulated cytoplasm containing granules having a neutrophil, eosinophil (oxyphil), or basophil reaction. **multinuclear** (polynuclear, polymorphonuclear) these contain a nucleus of irregular shape, or several nuclei apparently connected only by fine chromatin threads, and a finely granular cell-body; the granules in the cytoplasm may be neutrophil, eosinophil (oxyphil), or basophil, the latter being also called mast-cells. **alpha l.**, one which undergoes lysis during coagulation of the blood. **hyaline l.**, one of the large mononucleated cells, resembling the large lymphocytes, normally present in small numbers but increased in certain pathological states, such as malaria; the macrophag of Metchnikoff. **lymphoid l.**, (1) monocyte; (2) myeloblast.

Increase in number, leucocytosis, hyperleucocytosis; decrease in number, oligoleucocythemia, leucopenia, leucopenia, aleucocytosis, aleucemia, hypoleucocytosis, hypoleucemia.

leucocythemia, leucocythæmia [G. *leukos*, white, + *kytos*, cell, + *haima*, blood.] Leucemia.

leucocyt'ic. Relating to a leucocyte or leucocytes. **leucocytoblast** (lu-ko-si'to-blast) [G. *leukos*, white, + *kytos*, cell, + *blastos*, germ.] The mother cell of a leucocyte.

leucocytogenesis (lu'ko-si'to-jen'e-sis) [G. *genesis*, production.] The formation of leucocytes.

leucocytoid (lu'ko-si-toyd) [*leucocyte* + G. *eidos*, resemblance.] Resembling a leucocyte. **l. habitus**, a condition in which there exists an abundance of cytoplasm, through which the ratio of nucleus to protoplasm is made small.

leucocytolysin. Leucocidin, an antibody destructive to the white blood-cells.

leucocytolysis [G. *leukos*, white, + *kytos*, cell, + *lysis*, solution.] Destruction of leucocytes.

leucocytolytic. 1. Destructive to leucocytes. 2. Relating to leucocytolysis.

leucocyto'ma. A tumor composed mainly of round cells resembling leucocytes.

leucocytometer [G. *metron*, measure.] A device for estimating the relative numbers of leucocytes.

leucocytopenia. Leucopenia.

leucocytopenia [G. *planos*, a wandering.] The wandering of leucocytes out of the blood-vessels or through the tissues.

leucocytosis [*leucocyte* + *-osis*.] Strictly, the presence of leucocytes in the blood, but usually employed in the sense of **hyperleucocytosis**, an increase in the number of leucocytes in the blood beyond that which is normal for the individual, in general above 10,000 per c.mm. **absolute l.**, an increase in the total number of white corpuscles in the peripheral circulation. **ag'onal l.**, terminal l. **digestive l.**, l. occurring normally after a meal. **relative l.**, an increase in the percentage of any variety of leucocytes in the peripheral bloodstream, with or without an actual increase in the total number of white blood-cells. **terminal l.**, that which occurs just before death.

leucocytotactic. Relating to or marked by leucocytotaxis.

leucocytotaxis [G. *leukos*, white, + *kytos*, cell, + *taxis*, arrangement.] Leucotaxis, the movement of leucocytes, either attraction (**positive l.**) or repulsion (**negative l.**), in relation to each other.

leucocytol'in. Leucolysin, a toxin destructive to the leucocytes.

leucocytozoon (lu-ko-si'-to-zo'on) [G. *zoon*, animal.]

A supposed protozoan parasite of the white blood-cells.

leucocytu'ria [*leucocyte* + G. *ouron*, urine.] The presence of leucocytes in the urine when voided.

leucoderma (lu-ko-dur'mah) [G. *leukos*, white, + *derma*, skin.] Leucopathia, achroma, leucasmus, an absence of pigment, partial or total, in the skin. **acquired** L., vitiligo. **congen'ital** L., albinism. **syphilit'ic** L., pigmentary syphilide with central white patches.

leucoder'matous. Relating to or resembling leucoderma.

leucodiagnosis (lu'ko-di-ag-no'sis) [*leucocyte* + *diagnosis*.] Diagnosis determined by the number, varieties, or reactions of the leucocytes.

leucoethiops. Leucæthiops.

leucofer'mantin. Trade name of a preparation of normal blood serum, the antiferment property of which has been increased, used in the treatment of suppurative inflammatory processes.

leucokeratosis (lu-ko-ker-â-to'sis) [G. *leukos*, white, + *keras*, horn.] Leucoplakia.

leucolysin. Leucotoxin, leucocytolysin.

leucolysis [G. *leukos*, white, + *lysis*, solution.]

Leucocytolysis.

leucolyt'ic. Relating to leucocytolysis, leucocytolytic.

leuco'ma [G. *leukos*, white.] 1. A dense, opaque, white opacity of the cornea, albugo. 2. Lymphoma. **adhe'rent** L., anterior synechia causing a dense white cicatrix of the cornea.

leucomaine (lu'ko-mah-ên) [G. *leukōma*, whiteness.] A substance, resembling an alkaloid in its properties, formed in living tissues by retrograde metamorphosis.

leucomainemia, **leucomainsemia** (lu'ko-mah-ên-e'-ml-ah) [*leucomaine* + G. *haima*, blood.] An excess of leucomaines, or excrementitious products, in the blood.

leucomainic (lu-ko-mah-in'ik). Relating to leucomaines.

leuco'matous. Relating to or suffering from leucoma.

leucomonocyte (lu-ko-mo'no-sit) [G. *leukos*, white, + *monos*, single, + *kytos*, cell.] Lymphocyte (1).

leucomyelitis (lu-ko-mi-el-i'(e')tis) [G. *leukos*, white, + *myelos*, marrow, + *-itis*.] Inflammation of the white substance or conducting tracts of the spinal cord.

leucomyelopathy (lu-ko-mi-el-op'a-thf) [G. *leukos*, white, + *myelos*, marrow, + *pathos*, suffering.] Any system disease involving the white substance or conducting tracts of the spinal cord.

leucomyoma (lu'ko-mi-o'mah) [G. *leukos*, white, + *myoma*.] Lipomyoma.

leuconecro'sis [G. *leukos*, white, + *nekrosis*, deadness.] White gangrene.

leu'conid, **leu'conoid**. Any microphyte of the genus or group *Leuconostoc*.

Leuconos'toc [G. *leukos*, white, + *Nostoc*, a genus of algae.] A group or genus of cocci, sometimes single, but usually in chains, enclosed in a tough gelatinous envelope.

leuconuclein (lu-ko-nu'kle-in). A nucleoprotein formed by the decomposition of another nucleoprotein derived from the white corpuscles and blood-plates; its presence favors coagulation of the blood.

leuconychia (lu-ko-nik'i-ah) [G. *leukos*, white, + *onyx* (onyx-), nail.] The occurrence of white spots or patches under the nails, due to the presence of air bubbles between the nail and its bed; **leucopathia unguium**, canities unguium. The

decoloration may be total or in the form of lines (*striate* L.) or dots (*punctate* L.).

leucopath'ia, **leucop'athy** [G. *leukos*, white, + *pathos*, disease.] Leucoderma, leucasma, achroma, a partial or complete absence of pigment in the skin. **acquired** L., vitiligo. **congen'ital** L., albinism. L. **un'guium**, leuconychia.

leucop'e'nia [*leuco(cyte)* + G. *penia*, poverty.] Hypoleucocytosis, a condition in which the number of leucocytes in the circulating blood is reduced below the normal for the individual, in general below 5,000 per c.mm.

leucophlegmasia (lu-ko-fleg-ma'si-ah) [G. *leukos*, white, + *plegma*, inflammation.] Hard edema, lymphatic edema. L. **do'lens**, phlegmasia alba dolens.

leucoplacia (lu-ko-pla'si-ah). Leucoplakia.

leucoplakia (lu-ko-pla'ki-ah) [L. *leukos*, white, + *plax*, a plaque.] The occurrence of irregular white patches on the mucous membrane of the tongue (*l. lingual'is*) or tongue and cheek (*l. bucca'lis*); there is thickening of the epithelium and the papillæ may be hypertrophied; smoker's tongue, buccal or lingual psoriasis, ichthyosis lingue.

leucoplas'tid [G. *leukos*, white, + *plastis*, fem. of *plastēs*, a former.] Amyloplast.

leucopoiesis (lu-ko-poy-e'sis) [G. *leukos*, white, + *poiēsis*, a making.] The production of leucocytes and white cells in general.

leucopoietic (lu-ko-poy-et'ik). Producing or relating to the production of leucocytes.

leucop'sin [G. *leukos*, white, + *opsis*, vision.] Visual white, the exhausted or decolorized rhodopsin.

leucorrha'gia [G. *leukos*, white, + *-rhagia*.] Leucorrhæa.

leucorrhe'a, **leucorrhœ'a** [G. *leukos*, white, + *rhoia*, flow.] A discharge from the vagina of a white, more or less viscid fluid, containing mucus and pus cells. **men'strual** L., an intermittent L. recurring at or just before each menstrual period.

leucorrhœ'al. Relating to or characterized by leucorrhæa.

leucosarco'ma. A non-pigmented sarcoma.

leucosarcomatosis (lu-ko-sar-ko-mâ-to'sis). The occurrence of multiple sarcomata formed by the proliferation of lymphoid leucocytes or myeloblasts.

leucosis (lu-ko'sis). Leucemia, leucocythemia.

leucotac'tic. Relating to or marked by leucotaxia.

leucotax'ia. Leucocytotaxia.

leucothrombin (lu-ko-throm'bin). A substance derived from leucocytes which forms thrombin with thrombokinase.

leucotox'in. A cytotoxin specific for white blood-cells, leucolysin, leucocidin.

leucotrichia (lu-ko-trik'i-ah) [G. *leukos*, white, + *thrix* (trich-), hair.] Whiteness of the hair. L. **annula'ris**, ringed hair.

Leudet's tinni'tus (lè-da') [Théodore Emile Leudet, French physician, of Rouen, 1825-1887.] A dry spasmodic click, audible also through the otoscope, heard in catarrhal inflammation of the Eustachian tube; caused by reflex spasm of the tensor palati muscle.

leuk-. For words so beginning, see *leuc-*.

Leukerbad, Switzerland (loy'ker-baht). See *Löcherles-Bains*, Switzerland.

Levaditi meth'od (la-vah-de'te) [Constantin Levaditi, Parisian physician, contemporary.] The employment of Cajal's method of staining nerve-fibrils for the staining of *Treponema pallidum* in sections; thus stained they appear black.

leva'tor [L. one who or that which lifts.] A surgical instrument for prying up the depressed part in a fracture of the skull. One of several muscles the action of which is to raise the part into which it is inserted; see under *musculus*.

levicellularis, neuter, *levicellular's* (lev'i-sel'u-lar'is) [L. *levis*, smooth, + *cellula*, cell.] Smooth-celled, noting non-striated tissue.

Levico, Austria (la-ve'ko). Arsenical-chalybeate waters. Cold. Two springs ("strong" and "weak"). Used by drinking and bathing in anemia, chlorosis, neurasthenia, malarial cachexia, skin affections, neuralgia, general debility, prolonged convalescence, and diseases of women. April 1 to September 30.

leviga'tion [L. *levigare*, to make smooth.] Reduction of a substance to an impalpable powder by rubbing.

levis'ticum [G. *ligystikon*.] Lovage, sea parsley, the rhizome and root of *Levisticum officinale*, an herb of southern Europe; employed as a diuretic, emmenagogue, and carminative, in doses of 3-4 (8, 0-16, 0) of an infusion of 1 ounce to the pint.

levoduction (le-vo-duk'shun) [L. *laevus*, left, + *ducere*, to lead.] A drawing toward the left, noting especially a rotation of one or both eyes to the left.

levoglu'cose. Levulose.

levogyrate (le-vo-ji'rât) [L. *laevus*, left, + *gyrare*, to turn.] Levorotatory.

levogy'rous. Levogyrate; levorotatory.

levoro'tatory [L. *laevus*, left, + *rotare*, to turn.] Turning the plane of polarized light to the left, noting a property of fruit-sugar, or levulose, as distinguished from grape-sugar, glucose or dextrose.

levotor'sion [L. *laevus*, left, + *torsio*; *torquere*, to twist.] A twisting to the left.

levoversion (le-vo-vur'shun) [L. *laevus*, left, + *vertere*, to turn.] A turning toward the left side.

Levret's forceps (lê-vra') [André Levret French accoucheur, 1703-1780.] A modification of the Chamberlen forceps in which it is curved to correspond to the curve of the parturient passage. L.'s law, in cases of placenta prævia the insertion of the cord is marginal. L.'s maneuver, Deutsch's* maneuver; see also Mauriceau*-Levret maneuver.

levulargyre [lev'u-lar-jîr]. A compound of mercury and nucleoprotein, obtained from yeast cultures grown in the presence of increasing amounts of bichloride of mercury; used in syphilis in doses of 3½ (2, 0) of a 1 per cent. solution.

levulin. A substance, C₆H₁₀O₆, resembling starch, present in certain tubers; it is readily changed into levulose.

levulin'ic. Relating to levulin. L. acid, a crystalline acid, C₆H₈O₆, formed by the action of dilute acids on levulose and other substances.

levulosan. A decomposition product of cane-sugar.

lev'ulose, **lev'ulose** [L. *laevus*, left.] Fructose, fruit-sugar, levoglucose; a levorotatory monosaccharid (hexose) occurring in many plants in company with dextrose.

levulose'mia, **levulose'mia** [G. *haima*, blood.] The presence of levulose in the peripheral blood.

levulosu'ria [G. *ouron*, urine.] The excretion of levulose in the urine.

lev'urin. Trade name of a preparation of yeast for internal use in furunculosis, acne, etc., in doses of 3-1 (4, 0).

Leyden jar (li'den) [described by van Musschenbroek in Leyden, Holland, in 1746.] An apparatus

for the collecting of static electricity; a glass jar covered inside and outside with tinfoil for about two-thirds of its height; the tinfoil on the inside is connected with a brass rod passing up through the neck of the jar and terminating in a ball; the jar is charged by connecting the central rod with the conductor of a static machine, the outer coating of the jar being connected with the earth.

Leyden's atax'ia (li'den) [Ernst Victor von Leyden Berlin physician, 1832-1910.] Pseudotabes. L.'s crystals. Charcot*-Leyden crystals. L.'s disease, periodical vomiting; attacks of nausea and vomiting recurring at regular intervals of weeks or months, lasting for a few hours or several days, the intervals being free from any gastric symptoms whatever. L.'s duct, mesonephric duct. L.'s neuritis, fatty degeneration of the fibers of the affected nerve.

Leyden-Moebius type (li'den-me-be-ous). Hereditary progressive muscular dystrophy, clinically identical with pseudomuscular hypertrophy, beginning in the muscles of the pelvic girdle.

Leydenia gemmip'ara [Ernst Victor von Leyden] A supposed protozoan parasite found in the blood of carcinomatous ascites.

Leydig's cells (li'dig) [Franz von Leydig, German anatomist, 1821-1908.] Henle's* cells. L.'s duct, Wolffian* duct. L.'s primitive cylinders, bundles of muscular fibers separated by protoplasmic partitions.

L.F.A. Abbreviation for left frontoanterior, noting a presentation of the fetus with forehead directed toward the left acetabulum of the mother.

L.F.P. Abbreviation for left frontoposterior, noting a presentation of the fetus with forehead directed to the left sacroiliac articulation of the mother.

Li. Chemical symbol of lithium.

lian'trol. A blackish brown soft mass prepared from coal-tar; employed externally in eczema.

lib'anol. Trade name of a preparation of saturated wood oil; used in gonorrhea and non-specific inflammations of the mucous membranes in doses of 10-15 (0, 3-0, 6).

libermotor (lib'er-o-mo'tor) [L. *liber*, free, + *motor*, mover.] Relating to voluntary movements.

libid'inous [L. *libidinosus*.] Lascivious.

libido (li-bi'(be')do) [L. lust.] Conscious or unconscious sexual desire; creative energy, *donna*.

Libo'rius meth'od. A method of making cultures of anaerobic bacteria; a stab culture is made in glucose agar or other medium and then more of the same medium is liquefied and poured into the test-tube on top of the stab culture, effectually sealing it from the air.

LiBr. Lithium bromide.

li'bra [L. balance.] A pound; abbreviation lb.

li'bradol. An eclectic remedy employed externally for the relief of pain and inflammation; it is composed of lobelia, tobacco, sanguinaria, ipecac, dracontium, capsicum, melaleuca, and leucocampor.

lice. Plural of louse.

lichen (li'ken) [G. *lichén*, a tetter-like eruption.]

1. A cryptogamic moss-like plant, forming patches on rocks, tree-trunks, etc.; thought to be alive with parasitic fungi. (The word in this sense is sometimes pronounced lich'en.) 2. A general term denoting any papular eruption of the skin, now noting usually 1. planus. (1. acuminatus, a form with acuminate papular lesions. 1. ruber 1. a'grius, acute papular eczema of severe type)

l. annula'ris, granuloma annulare, an affection marked by the occurrence of annular lesions, $\frac{1}{4}$ - $\frac{1}{2}$ inch in diameter, on the dorsal and lateral aspects of the fingers. **l. annula'tus**, **l. circinatus**. **l. circina'tus**, seborrheic dermatitis with annular lesions. **l. hæmorrhag'icus**, a papular eruption due to hemorrhage into the hair-follicles. **l. infan'tum**, strophulus. **l. i'ris**, ringworm with concentric rings of erythematous papules. **l. ir'idus**, **l. scrofulosus** with extravasation of blood into the papules, purpura papillosa. **l. obtu'sus**, a form in which the papules are large and rounded instead of flattened. **l. pla'ris**, keratosis pilaris. **l. pla'nus**, an eruption of flattened papules, of a reddish color and shining surface, occurring singly or grouped in patches of varying size and shape; the eruption occurs chiefly on the flexor surfaces of the extremities; but may involve the trunk or the mucous membranes. **l. pla'nus annula'ris**, a form in which the papules are grouped in ring figures. **l. pla'nus hypertroph'icus**, **l. obtusus**. **l. pla'nus verruco'sus**, a form in which the papules coalesce, forming wart-like patches. **l. psori'asis**, (1) pityriasis rubra pilaris; (2) **l. planus**. **l. ru'ber**, **l. ru'ber acumina'tus**, pityriasis rubra pilaris. **l. ru'ber monilifor'mis**, an eruption of obtuse papules arranged along raised lines on the extremities, following the general direction of their axes. **l. ru'ber pla'nus**, **l. planus**. **l. scrofu'losus**, **l. scrofuloso'rum**, an eruption of reddish papules, single or aggregated in patches of varying size, occurring in scrofulous subjects. **l. sim'plex**, papular eczema. **l. spinulo'sus**, a particularly rough form of **l. pilaris**. **l. strophulo'sus**, miliaria rubra. **l. syphilit'icus**, follicular syphilide. **l. trop'icus**, miliaria rubra. **l. urtica'tus**, chronic urticaria. **l. variega'tus**, maculopapular erythrodermia.

licheniasis (li-ken-i'a-sis). The formation of the lesions of lichen.

lichenification (li-ken-i-fi-ka'shun) [*lichen* + *L. facere*, to make.] Leathery induration; an induration and thickening of the skin due to a sub-acute inflammation caused by scratching or long-continued irritation.

lichenin (li'ken-in). Moss-starch, a variety of starch obtained from Iceland moss, used as a demulcent.

licheniza'tion (li-ken-i-za'shun). 1. The formation of the lesions of lichen. 2. Lichenification.

lichenoid (li'ken-oyd) [*lichen* + *G. eidos*, appearance.] 1. Resembling lichen; lichenous. 2. A white patchy eruption on the tongue occurring in infants.

Lichtheim's sign (likht'him) [Ludwig Lichtheim, German physician, *1845.] In subcortical aphasia, the patient can indicate by his fingers the number of syllables of the word he has in mind but cannot speak.

LiCO₃. Lithium carbonate.

lic'rica. Glycyrrhiza.

lid [A.S. *lid*.] 1. A movable cover. 2. An eyelid.

gran'ular lids, granular conjunctivitis, trachoma.

Lieber's test (le'ben) [Adolf Lieben, Viennese chemist, contemporary.] For acetone: distill the urine, mix with an iodo-iodic solution and add caustic soda or potassa until the fluid is decolorized; if acetone is present a yellow precipitate of iodoform easily recognizable by its odor, is thrown down.

Lieberkuhn (le'ber-kún) [after J. N. Lieberkuhn, see the following title.] A concave reflector around the objective of a microscope for lighting the field.

Lieberkuhn's ampull'a (le'ber-kún) [Johann Na-

thaniel Lieberkuhn, German anatomist, 1711-1756.] The blind end of a lacteal in an intestinal villus. **L.'s crypts**, **folli'cles**, or **glands**, intestinal glands; see under *glandula*.

Liebermann's test (le'ber-mahn) [Leo von Szent-lórinicz Liebermann, Hungarian physician, *1852.] For albumin in the urine: an alcoholic precipitate from the urine is washed with ether and heated with hydrochloric acid; if the precipitate is a protein a violet color will appear.

Liebermann-Burchard test (le'ber-mahn-boor'-khart) [C. Liebermann, H. Burchard, German biological chemists.] Acetic acid anhydride is added to a solution of the suspected substance in chloroform; then concentrated sulphuric acid is added drop by drop, and if cholesterol is present the mixture becomes first rose color, then blue, and finally a vivid green.

Liebermeister's rule (leiber-mis-ter) [Carl von Liebermeister, German physician, 1833-1901.] In febrile tachycardia in the adult, about eight pulse beats correspond to an increase of one degree Centigrade.

Liebig's ex'tract (le'big) [Baron Justus von Liebig, German chemist, 1803-1873.] A watery extract of beef evaporated down to the consistence of a soft solid. **L.'s test**, for cystin: on boiling with sodic or potassic hydrate and lead sulphide a black precipitate will be thrown down if cystin is present. **L.'s the'ory**, the hydrocarbons which oxidize readily and burn are aliments which produce especially animal heat.

li'en [L.] Spleen. **l. accesso'rius**, one of the small globular masses of splenic tissue occasionally found in the neighborhood of the spleen.

lienadin (li-en'-á-din). Trade name of a splenic extract, recommended in leucemia.

li'enal. Relating to the spleen, splenic.

lienitis (li-en-i'('e')tis). Splenitis.

lienocèle (li'en-o-sèl) [L. *lien*, spleen, + *G. hêlê*, hernia.] Splenocele.

li'enomalacia [L. *lien*, spleen, + *G. malakia*, softness.] Splenomalacia.

li'enomel'ullary [L. *lien*, spleen, + *medulla*, marrow.] Relating to the spleen and the bone-marrow.

lienomyelogenous (li'en-o-mi-el-oj'en-us) [L. *lien*, spleen, + *G. myelos*, marrow, + *gennaô*, I produce.] Splenomyelogenous.

lienomyelomalacia (li'en-o-mi'el-o-mal-a'si-ah) [L. *lien*, spleen, + *G. myelos*, marrow, + *malakia*, softness.] Splenomyelomalacia.

li'enopancreat'ic [L. *lien*, spleen, + *pancreas*.] Splenopancreatic.

li'enore'nal [L. *lien*, spleen, + *ren* kidney.] Relating to the spleen and the kidney, splenonephric.

lienotox'in [L. *lien*, spleen.] Splenotoxin.

lienteric (li-en-ter'ik). Relating to, or marked by, lientery.

li'entery [G. *leienteria*; *leios*, smooth, + *enteron*, intestine.] The passage of undigested food in the stools.

lienun'culus [L. dim. of *lien*, spleen.] Lien accessorius.

Lieutaud's body (le-ê-to') [Joseph Lieutaud, French physician, 1703-1780.] Trigone of the bladder. **L.'s sinus**, a connecting channel between the lateral sinus and the inferior longitudinal sinus. **L.'s tri'angle**, **L.'s body**. **L.'s u'vula**, a small median ridge in the trigone of the bladder.

life [A.S. *lif*.] 1. Vitality, the essential condition of existence of animals and plants; the state of existence characterized by metabolism. 2. The period of utility of any object, as of an electric

battery, for example. **av'rage future l.**, expectation of life. **expecta'tion of l.**, the average length of time that a number of persons at a given age are presumed to live, according to the mortality table. **l. expect'ancy**, expectation of l. **limit of l.**, in life insurance the age at which, according to the mortality table, the last man is presumed to die; in the American Experience Table,* this age is ninety-six years. **prob'able l.**, in life insurance, the period at the end of which one-half of the number of persons of a given age at the beginning of the period will still be living. **veg'etative l.**, the simple metabolic and reproductive activity of man or animals, apart from the exercise of conscious mental or psychic processes.

Life-insur'ance. A contractual obligation assumed by a company or association of individuals to pay to the beneficiary or estate of a person, called the *insured*, a specified sum of money in the event of his death, on condition that the insured pay to the company either a certain amount yearly (a *premium*) or such sums as the company or association may from time to time call upon him to pay (*assessments*). See *policy* and *premium*. **l.-l. company**, an association formed for the accumulation of a fund out of which to pay a specified sum to the heirs of any of the members who die; an *assessment company* is one the members of which are called upon, whenever one of their number dies, for a sum which will in the aggregate, after deducting expenses, pay the amount of the deceased's policy; a *mutual company* is one every member of which has theoretically a voice in its management and has an interest in the accumulated funds of the association in proportion to the amount he has contributed in premiums; a *stock company* is one controlled by a limited number of persons, the stockholders, who receive the profits of the business; a *mixed company* is a stock company the policy-holders of which share with the stockholders in the profits; an *old-line company* is one the premium rates of whose policies are fixed and are not subject to decrease or increase during the continuance of the policy; a *legal reserve company* is the same as an old-line company, such a company being required under the law to maintain a reserve in cash or approved securities not less in amount than the net value of all its policies in force; *fraternal, cooperative, and stipulated-premium companies* provide for the payment of death claims either by assessment or by a premium which is subject to change according to circumstances.

Ligament [*L. ligamentum*, a band, bandage.] 1. A band or sheet of fibrous tissue connecting two or more bones, cartilages, or other structures, or serving as support for fasciæ or muscles. 2. A fold of thickened peritoneum supporting any of the abdominal viscera. 3. Any structure resembling a ligament though not performing the function of such. 4. The remains of a fetal artery or other structure. [For the titles not given in the following list see under *ligamentum* or the eponymic term.] **cap'sular l.**, the sac-like membrane enclosing a joint more or less completely. **card'inal l.**, one of several fibrous bands running through the base of the broad ligament of the uterus beside the vessels and nerves. **check l.**, ligamentum alare. **cil'iary l.**, musculus* ciliaris. **cot'yloid l.**, a fibrocartilaginous ring which deepens the cavity of the acetabulum, labrum* glenoidale. **cricosantorin'ian l.**, ligamentum corniculopharyngeum. **cru'ciform l.**, ligamentum transversum atlantis. **interfove'olar l.**, ligamentum inter-

foveale. **lambdoid l.**, ligamentum foveolæ pedis. **odon'toid l.**, ligamentum alare. **round l.**, ligamentum teres. **stell'ate l.**, ligamentum stellatum. **vesicocumbil'ical l.**, urachus.

Ligamentopex'is [*L. ligamentum* + *G. pexis*, ligation.] Alexander-Adams operation of shortening the round ligaments of the uterus.

Ligamen'tous. Relating to or of the form or structure of a ligament.

Ligamen'tum, pl. *ligamen'ta* [*L. ligare*, to bind.] Ligament.

l. acro'mioclavicula're, a fibrous band extending from the acromion process of the scapula to the clavicle.

l. adipo'sum, a fold of the synovial membrane of the knee-joint, containing more or less fat.

l. ala're [BNA], alar ligament, odontoid or cruciate ligament, one of two short stout bands between the side of the odontoid process of the axis and the teleris on the inner aspect of the condylar portion of the occipital bone.

l. annula're ra'dii [BNA], annular ligament of the radius, orbicular ligament encircling the head of the radius.

l. ap'icis den'tis [BNA], ligament of the apex of the tooth, suspensory ligament, middle odontoid ligament, running from the apex of the odontoid process to the anterior margin of the foramen magnum.

l. arcua'tum exter'num, arcus lumbocostalis lateralis [BNA].

l. arcua'tum inter'num, arcus lumbocostalis medialis [BNA].

l. arcua'tum me'dium, a fibrous arch connecting the crura of the diaphragm and forming the anterior boundary of the hiatus aorticus.

l. arterio'sum, the remains of the ductus* arteriosus. **ligamen'ta auricula'ria**, auricular ligaments, the remains of Valsalva, consisting of two sets: the *extrinsic*, which connect the auricle with the side of the head, and the *intrinsic* which unite the various portions of the auricular cartilage.

l. calcaneofibula're [BNA], calcaneofibular ligament, middle fasciculus of the external lateral ligament of the ankle-joint.

l. calcaneonavicu'lar'e planta're [BNA], plantar calcaneonavicular ligament, inferior calcaneonavicular ligament.

l. capsula're, capsula articularis [BNA]

l. cauda'le, caudal ligament, one of several fibrous bands attaching the skin to the coccyx.

l. centra'le, filum terminale.

l. ceratocricoid'eum, one of three ligaments (anterior, posterior, and lateral) reinforcing the capsule of the cricothyroid articulation on either side.

l. collatera'le fibula're [BNA], fibular collateral ligament, long external lateral ligament of the knee-joint.

l. collatera'le radia'le [BNA], radial collateral ligament, (a) external lateral ligament of the elbow the same of the wrist.

l. collatera'le tibia'le [BNA], tibial collateral ligament, internal lateral ligament of the knee-joint.

l. collatera'le ulna're [BNA], ulnar collateral ligament (a) internal lateral ligament of the elbow, (b) the same of the wrist.

l. conoid'eum, conoid ligament, connecting the conoid process of the scapula with the conoid tubercle of the clavicle.

l. coracohumera'le [BNA], coracohumeral ligament, accessory ligament of the shoulder, passing between the external border of the root of the coracoid process and the neck of the humerus close to the greater tuberosity.

l. corniculopharynge'u(m) [BNA], corniculopharyngeal ligament, l. jugale, cricosantorinian ligament, an elastic band connecting the tip of the corniculate (sacculi) cartilage and the lamina of the cricoid cartilage which is attached also to the wall of the pharynx.

l. corona'rium hep'atic, folds of peritoneum reflected from the right lobe of the liver to the diaphragm.

l. costocol'ic(u)m, l. phrenicocol'ic(u)m [BNA]

l. costoxiphoid'eum [BNA], costoxiphoid ligament, chondroxiphoid ligament, connecting the xiphoid process

cas and the seventh, and sometimes sixth, costal cartilage.

l. costoclavicula're [BNA], costoclavicular ligament, rhomboid ligament, connecting the first rib with the clavicle, near their sternal articulations.

l. cotylo'id'eum, labrum glenoidale of the hip.

l. cricoarytenoid'eum posterius, posterior cricoarytenoid ligament, a strong elastic band, reinforcing posteriorly the capsule of the cricoarytenoid articulation, passing between the internal surface of the arytenoid cartilage to the upper margin of the lamina of the cricoid.

l. cricopharynge'u'm, the lower part of the jugal ligament (*l. corniculopharyngeum*) attached to the lamina of the cricoid cartilage.

l. cricothyroid'eum, the strong, tense, middle portion of the cricothyroid membrane.

l. cricotrachea'le, a fibrous band connecting the cricoid cartilage with the first ring of the trachea.

l. crucia'tum cru'ris [BNA], cruciate ligament of the leg, lower part of the anterior annular ligament of the ankle.

l. crucia'tum ge'nu, crucial ligament of the knee, one of two ligaments, anterior and posterior (*l. c. g. ant'rius* and *l. c. g. post'rius*), within the capsule of the knee-joint; they extend from the non-articular surface of the head of the tibia to the sides of the intercondyloid notch of the femur.

l. delto'id'eum [BNA], deltoid ligament, combined internal lateral ligament of the ankle-joint and anterior and posterior tibiotarsal ligaments.

l. denticula'tum, denticulate ligament, the suspensory ligament of the spinal cord in its dura mater sheath; a fibrous band, extending from the spinal pia mater on either side, which presents on its outer or free edge from twenty to twenty-three or more triangular projections, the tips of which, together with the arachnoid covering them, are attached to the inner surface of the dura mater in the intervals between the nerve-roots.

l. ductus venos'i, the remains of the ductus venosus which is obliterated at birth.

l. duode'norena'le, a fold of peritoneum occasionally passing from the termination of the hepatoduodenal ligament to the front of the right kidney.

l. falcifor'me, *processus falciformis* [BNA].

l. falcifor'me hep'atic, a crescentic fold of peritoneum attached to the parietal surface of the liver and to the diaphragm and anterior abdominal wall; also called broad ligament and suspensory ligament.

l. fla'vum [BNA], yellow ligament. **l. subflavum**, one of the ligaments, of yellow elastic fibrous tissue, which band together the laminae of adjoining vertebrae.

l. fundifor'me pe'dis, *l. Retzii*, lambdoid ligament, an extension of the anterior annular ligament of the ankle over the extensor tendons of the dorsum of the foot.

l. fundifor'me pe'nis, a band of elastic fibers running from the linea alba, about 2 inches above the symphysis, to the dorsal surface of the fascia of the penis.

l. gastrolle'na'le [BNA], gastrosplenic omentum, a reflection of peritoneum from the fundus of the stomach to the hilum and gastric surface of the spleen.

l. gastrophren'icum, a small peritoneal fold running up along the left side of the esophagus from the stomach to the diaphragm.

l. glenoida'le, labrum glenoidale of the shoulder.

l. hep'atocol'icum, an inconstant extension of the hepatoduodenale to the transverse colon.

l. hep'atoduodena'le, the portion of lesser omentum connecting the duodenum and liver.

l. hep'atoga'stricum, the portion of the lesser omentum connecting the stomach and the liver.

l. hepatorena'le, the combined hepatoduodenal and duodenorenal ligaments.

l. hyoepiglott'icum, hyoepiglottic or hyoepiglottidean ligament, a short elastic band connecting the anterior face of the epiglottis to the upper border of the hyoid bone.

l. iliofemora'le [BNA], iliofemoral ligament, Y-shaped ligament of Bigelow; a triangular ligament attached above, by its apex, to the anterior inferior spine of the ilium and rim of the acetabulum and below to the anterior intertrochanteric line of the femur.

l. inguina'le [BNA], inguinal ligament, Poupart's ligament, a fibrous band extending from the anterior superior spine of the ilium to the spine of the pubis.

l. inguina'le reflex'u'm [BNA], reflex inguinal ligament, Colles's ligament, triangular fascia of the abdomen, a triangular fibrous band passing from the aponeurosis of the obliquus externus abdominis to the spine and crest of the pubis of the opposite side.

l. interfovea'le, Hesselbach's ligament, the outer portion of the conjoined tendon (when this structure is divisible into two parts) crossing Hesselbach's triangle.

l. juga'le, *l. corniculopharyngeum* [BNA].

l. lacinia'tum [BNA], fringed ligament, internal annular ligament, a wide band passing from the internal malleolus to the inner and upper border of the os calcis and to the plantar surface as far as the navicular bone; it holds in place the sheaths of the tibialis posterior, flexor digitorum longus, and flexor hallucis longus.

l. lacuna're [BNA], lacunar ligament, Gimbernat's ligament, a triangular fibrous band passing horizontally backward from the *l. inguinale* to the iliopectineal line; its outer edge bounds the crural ring internally.

l. latera'le, *l. collaterale* [BNA].

l. la'tum pulmo'nis, a fold formed of the two layers of pleura below the root of the lung, stretching between the pericardium and the lung.

l. la'tum u'teri, broad ligament of the uterus, the peritoneal fold passing from the lateral margin of the uterus to the wall of the pelvis on either side.

l. longitudina'le [BNA], longitudinal ligament, common ligament of the spine; the *anterior* is a wide band attached to the anterior surface of the bodies of the vertebrae and the intervertebral discs from the axis to the upper segment of the sacrum; the *posterior*, within the spinal canal, is attached to the posterior surface of the bodies of the vertebrae and intervertebral discs from the axis to the sacrum.

l. muco'sum, *plica synovialis patellaris* [BNA].

l. natato'rium, thickened transverse fascial fibers in the webs of the fingers.

l. nu'chia, the strong ligamentous band at the back of the neck, formed of thickened supraspinous vertebral ligaments, attached above to the occipital crest from the external occipital protuberance to the posterior border of the foramen magnum.

l. ova'ril pro'prium, a cord-like bundle of smooth muscular fibers passing to the side of the uterus from the lower end of the ovary, between the folds of the broad ligament.

l. palpebra'le exter'u'm, *raphe palpebralis lateralis* [BNA].

l. palpebra'le media'le [BNA], medial palpebral ligament, internal tarsal ligament, a strong fibrous band attached to the nasal process of the maxillary bone and to the margins of the upper and lower tarsi.

l. pectina'tum iridis [BNA], pectinate ligament of the iris, pillars of the iris, radiating fibers from the posterior layer of the lamina elastica posterior of the cornea which pass into the substance of the iris.

l. phrenicocol'icum [BNA], *l. phrenocolicum*, *l. costocolicum*, *sustentaculum lienis*; a triangular fold of peritoneum attached to the splenic flexure of the colon and to the diaphragm.

l. phrenicollie'na'le [BNA], phrenicospenic, or lienophrenic ligament, a continuation of the *l. gastrolle'na'le* passing to the diaphragm.

l. planta're lon'gum [BNA], long plantar ligament, long calcaneocuboid ligament.

l. poplite'u'm obli'quum, [BNA], oblique popliteal ligament, posterior ligament of the knee-joint.

l. pubocapsula're [BNA], pubocapsular ligament, pubofemoral ligament, pubocapsular band; ligamentous bands extending from the iliopectineal eminence and obturator crest to the capsule of the hip-joint and, a few fibers, to the inferior aspect of the neck of the femur.

l. pubofemora'le, *l. pubocapsulare*.

l. puboprosta'ticum (*pubovesica'le*) *latera'le* [BNA], lateral true ligament of the bladder; a process of pelvic fascia on either side, extending from the bladder to the side wall of the pelvis.

l. puboprosta'ticum (*pubovesica'le*) *me'dium* [BNA], anterior true ligament of the bladder, a process of

pelvic fascia extending from the pubis to the bladder.

1. *radia'tum* [BNA], radiate ligament, stellate or anterior costovertebral ligament, connecting the head of each rib to the bodies of two vertebrae.

1. *radiocarpe'um dorsa'le* [BNA], dorsal radiocarpal ligament, posterior ligament of the wrist-joint.

1. *radiocarpe'um vola're* [BNA], volar radiocarpal ligament, anterior ligament of the wrist-joint.

1. *Re'tzi*, 1. *fundiforme pedis*.

1. *rhomboida'le*, (1) a l. connecting the clavicle and cartilage of the first rib; (2) a l. connecting the lower end of the radius with the cuneiform and unciform bones.

1. *sacrodu'ra'le*, fibrous filaments running from the middle line of the spinal dura to the posterior ligament of the sacral spine.

1. *sacrospino'sum* [BNA], sacrospinous ligament, anterior or small sacrosciatic ligament, extending from the fourth and fifth segments of the sacrum and first segment of the coccyx to the tip and upper surface of the spine of the ischium.

1. *sacro'utero'sum* [BNA], sacrotuberous ligament, posterior or great sacrosciatic ligament, extending between the posterior inferior spine of the ilium, the third, fourth, and fifth segments of the sacrum and the first segment of the coccyx, and the tuberosity of the ischium immediately below the lesser sciatic notch.

1. *sphenomandibula're* [BNA], sphenomandibular ligament, internal lateral ligament of the jaw.

1. *spira'le coch'leae*, spiral ligament of the cochlea, the thickened periosteal lining of the bony cochlea, forming the outer wall of the ductus cochlearis.

1. *sternocosta'le* [BNA], one of the chondrosternal ligaments, connecting the rib cartilage and the sternum; 'either the intercartilaginous, or the anterior or posterior (radiate [BNA]) ligaments.

1. *stylomandibula're* [BNA], stylomandibular ligament, stylomaxillary ligament, a condensation of the deep cervical fascia extending from the tip of the styloid process of the temporal bone to the posterior border of the angle of the jaw.

1. *subfla'vum*, yellowish ligament, 1. *flavum* [BNA].

1. *suspensio'rium clitor'idis*, a triangular fibrous band passing from the symphysis pubis to the fibrous envelope of the body of the clitoris.

1. *suspensio'rium pe'nis*, a triangular band of fibrous tissue extending from the front of the symphysis pubis to the fibrous capsule of the penis.

1. *talofibula're ante'rius* [BNA], anterior talofibular ligament, anterior fasciculus of the external lateral ligament of the ankle-joint.

1. *talofibula're poste'rius* [BNA], posterior talofibular ligament, posterior fasciculus of the external lateral ligament of the ankle-joint.

1. *talonavicu'la're dorsa'le* [BNA], dorsal talonavicular ligament, superior astragalonavicular ligament.

1. *tarsa'le exte'rium*, external tarsal ligament, raphe palpebralis lateralis [BNA].

1. *tarsa'le inte'rium*, internal tarsal ligament, ligamentum palpebrale mediale [BNA].

1. *temporomandibula're* [BNA], temporomandibular ligament, external lateral ligament of the jaw.

1. *te'res fem'oris*, round ligament of the femur, a flattened band of fibrous tissue extending from the borders of the acetabular notch to a depression in the head of the femur; it carries the nutrient vessels to the intracapsular portion of the femur.

1. *te'res hep'atidis*, round ligament of the liver, a fibrous cord, lying in the umbilical fossa or fissure, the remains of the umbilical vein of the fetus.

1. *te'res u'teri*, round ligament of the uterus, a fibromuscular band attached to the uterus on either side, in front of and below the opening of the Fallopian tube, and passing down through the inguinal canal to end in the labium majus.

1. *thyrocartylenoid'sum infe'rius*, inferior thyroarytenoid ligament, 1. *vocale* [BNA].

1. *thyrocartylenoid'sum supe'rius*, superior thyroarytenoid ligament, 1. *ventricularis* [BNA].

1. *thyroepiglotticu'm*, thyroepiglottic or thyroepiglottidean ligament, a thick elastic band passing from the lower extremity of the epiglottis to the angle between the ala of the thyroid cartilage just below the anterior notch.

1. *transver'sum atlan'tis*, transverse ligament of the atlas, Laeth's ligament, a strong band arching across the ring of the atlas behind the odontoid process.

1. *transver'sum cru'ris* [BNA], transverse ligament of the leg, upper, broad part of the anterior annular ligament of the ankle.

1. *transver'sum pel'vis* [BNA], transverse ligament of the pelvis, median puboprostatic ligament of Krause, the truncated apex of the urogenital diaphragm, a triangular ligament of the pelvis.

1. *transver'sum super'ficia'le*, 1. *natatoriu'm*.

1. *trapezoid'sum*, trapezoid ligament, connecting the coracoid process of the scapula and the under surface of the acromial end of the clavicle.

1. *triangu'la're*, diaphragm urogenitale [BNA], deep layer, fascia diaphragmatis urogenitalis super.-[BNA]; superficial layer, fascia diaphragmatis urogenitalis inferior [BNA].

1. *triangu'la're dex'trum*, right triangular ligament, the divergent right extremity of the coronary ligament of the liver.

1. *triangu'la're hep'atidis*, triangular ligament of the liver, a triangular peritoneal fold reflected from the upper surface of the left lobe of the liver to the diaphragm.

1. *triangu'la're sinis'trum*, left triangular ligament, the divergent left extremity of the coronary ligament of the liver.

1. *umbilica'le latera'le*, lateral umbilical ligament, the obliterated umbilical artery between the vesicles of the bladder and the umbilicus.

1. *umbilica'le me'dium*, middle umbilical ligament, a cord passing from the apex of the bladder along the posterior surface of the anterior abdominal wall to the umbilicus, the remains of the urachus.

1. *vagina'le*, (1) vaginal or sheath ligament, a fibrous band or fascia-like expansion which maintains a trid.-sheath in position; (2) a fibrous band, occasionally found in the adult, passing through the inguinal canal, representing the obliterated portion of the processus vaginalis.

1. *ve'nos ca'vae sinis'trae* [BNA], ligament of the left vena cava, vestigial fold of Marshall, a pericardial l. between the left branch of the pulmonary artery and the left superior pulmonary vein.

1. *veno'sum*, ligament of Arantius, a thin fibrous cord, lying in the fossa ductus venosus, the remains of the ductus venosus of the fetus.

1. *ventricula're* [BNA], ventricular ligament, 1. *thyrocartylenoid'sum superius*, supports the false vocal cord; it runs between the thyroid and arytenoid cartilages above the l. *vocale*.

1. *vesicouteri'num*, vesico-uterine ligament, a peritoneal fold extending from the uterus to the posterior portion of the bladder.


1. *voca'le* [BNA], 1. *thyrocartylenoid'sum inferius*, supports the true vocal cord; it forms the upper edge of the lateral part of the cricothyroid membrane, being attached anteriorly to the middle of the angular depression formed by the junction of the ala of the thyroid cartilage, posteriorly to the process vocalis of the arytenoid cartilage.

Ligate [L. *ligare*, to bind.] To apply a ligature; to constrict a blood-vessel or the pedicle of a tumor by means of a tightly tied thread or fillet.

Liga'tion. The application of a ligature.

Lig'ator. An instrument employed in the ligation of vessels in deep and nearly inaccessible parts.

Ligature (lig'a-tür) [L. *ligatura*; *ligare*, to tie.] A thread, wire, fillet, or the like, tied tightly around a blood-vessel, the pedicle of a tumor, or other



SIZES OF LIGATURES

- structure in order to constrict it. 2. Ligation.
- elas'tic L.**, one of india-rubber which slowly cuts through the part by reason of its contractility.
- provis'ional L.**, one applied to an artery in continuity at the beginning of an operation to prevent hemorrhage, but removed when the operation is completed.
- sol'uble L.**, a l. of catgut or other animal material, which eventually is absorbed or becomes organized.
- Licht** (lit) [A.S. *leht*.] Ethereal waves to which the retina is sensitive and which thus render visible the object whence they proceed. **in'trin'sic l.**, a very faint glow seen on looking at the retina in the dark. 1. **treat'ment**, phototherapy, Finsen method. 1. **waves**, the undulations in the ether to which the retina is sensitive. **po'larized l.**, l. in which, as a result of reflection or transmission through certain media, the vibrations are all in one plane, transverse to the ray, instead of in all planes.
- Light-touch palpa'tion.** A method of determining the outlines of the thoracic and abdominal organs by lightly palpating the surface with the tip of a finger.
- Lignière's test** (lèn-year') [J. Lignières, French physician in Buenos-Aires, contemporary.] Cuti-tuberculin* reaction.
- lign'ia** [L. *lignum*, wood.] A substance, $C_{11}H_{14}O_8$, resembling cellulose, present in vegetable fiber and wood-cells.
- lignum** [L.] Wood. 1. **benedic'tum**, 1. **sanc'tum**, 1. **vītē** [L. blessed wood, holy wood, wood of life], guaiaci lignum.
- lig'ula** [L. strap.] 1. A lamina of white nerve-substance forming the lateral boundary of the floor of the fourth ventricle of the brain; it passes from the clava upward over the cuneate tubercle to the restiform body. 2. An appendage projecting from the base of a leaf blade above the insertion of the leaf. 3. The blade of the corolla in composite flowers.
- lig'ula** (lig'ūl). Ligula.
- ligu'sticum.** Levisticum,* lovage.
- Lil'enthal's probe** [Howard Lilienthal, New York surgeon, *1861.] Electric probe; two wires are attached to the tip of a probe composed of two or four pieces of metal insulated from the shank; these wires run to two plates, one of zinc and one of copper, placed above and below the examiner's tongue; if the probe touches a bullet or other piece of metal there will be a metallic taste produced in the mouth.
- lily of the vall'ey.** Convallaria.
- lily-rash.** A form of dermatitis affecting flower-pickers, especially those handling daffodils and narcissus; it is a papular, vesicular, or pustular eruption on an erythematous base.
- lim'an cure** [Rus. *liman*, estuary.] Mud cure practiced in the salt marshes near Odessa, Russia.
- lim'anol.** A preparation of the mud used in the liman cure at Odessa.
- limatu'ra, lim'mature** [L. *lima*, a file.] Filings; specifically, 1. **ferri**, iron filings.
- limb** [A.S. *lim*.] 1. An extremity, a member, an arm or leg. 2. A segment of any jointed structure. **pel'vic l.**, a lower extremity. **thorac'ic l.**, an upper extremity.
- lim'be.** Relating to a limbus. 1. lobe, gyrus fornicatus.
- lim'bus** [L. a border.] The edge, border, or fringe of a part. 1. **alveola'ris**, the free inferior margin of the alveolar process. 1. **angula'ris**, the oblique line on the side of the thyroid cartilage. 1. **cor'nea**, the margin of the cornea where it is overlapped by the sclera. 1. **fos'sae ova'lis** [BNA], annulus ovalis, a muscular ring surrounding the fossa ovalis in the wall of the right auricle (atrium) of the heart. 1. **lam'inæ spira'lis**, the border of the spiral lamina, the thickened periosteum covering the upper plate of the lamina spiralis ossea of the cochlea. 1. **lu'teus**, macula lutea.
- lime.** 1. Fruit of the lime-tree, *Citrus medica*, the juice of which is employed to make an acidulous drink. 2. Calcium oxide, CaO , **quick lime**; on the addition of water this is converted into calcium hydrate, $Ca(OH)_2$, **slaked lime**; **air-slaked lime** is formed from quick lime on exposure to air and is a mixture of calcium hydrate and calcium carbonate; lime is official in U.S.P. and B.P. under the name *calx*.*
- lim'en**, gen. *lim'inis*, pl. *lim'ina* [L.] Threshold; edge. 1. **in'sula**, threshold of the island of Reil, the band of transition between the anterior portion of the gray matter of the insula and the anterior perforated substance. 1. **na'al**, a ridge marking the boundary between the nasal cavity proper and the vestibule.
- lim'in'al.** Relating to the threshold* of consciousness or perception.
- lim'itans** [L. *limitare*, to limit.] Limiting, see *membrana limitans*.
- limitroph'ic** [L. *limes*, limit, + G. *trophē*, nourishment.] Controlling nutrition, noting the sympathetic nervous system.
- limne'mia, limnæ'mia** [G. *limnē*, marsh, + *haima*, blood.] Chronic malaria, malarial cachexia.
- limnæ'mic.** Suffering from malarial cachexia.
- lim'o**, gen. *limo'nis* [L.] Lemon. **limo'nis cor'tex** (U.S., Br.), lemon peel, the fresh outer rind of the ripe lemon, the fruit of *Citrus limonum*; stomachic in doses of gr. 1-5 (0.06-0.3), but employed chiefly as a flavor in pharmaceutical preparations. **limo'nis cor'tex sicca'tus**, dried lemon peel. **limo'nis suc'cus** (U.S.) succus limonis (Br.), lemon juice, the freshly expressed juice of the ripe lemon, the fruit of *Citrus limonum*; employed as a preventive and curative agent in scurvy, and as a refrigerant diuretic in fever in the form of lemonade.
- limophthisis** (li-mof'the(thi)sis) [G. *limos*, hunger, + *phthisis*, wasting.] Emaciation from lack of sufficient nourishment.
- limo'sis** [G. *limos*, hunger.] Hunger, especially abnormal or inordinate hunger.
- limoth'rapy** [G. *limos*, hunger, + *therapeia*, treatment.] Hunger-cure; treatment of disease by a restricted diet or absolute fasting.
- limp'ing.** Walking lame, with a yielding step, claudication. **intermitt'ent l.**, (1) a disease in the horse in which the animal goes lame suddenly, but temporarily, after a period of exercise; (2) a similar condition noted occasionally in man, called also angiosclerotic dysbasia; it is supposed to be due to arteriosclerosis of the vessels of the leg.
- lina'ria.** Toad-flax, butter and eggs, snap-dragon; the plant *Linaria vulgaris*; diuretic and laxative, has been used in hemorrhoids.
- lin'cture, lin'ctus** [L. *lingere*, to lick.] Electuary, confection, originally a medical preparation taken by licking.
- lin'den-flow'ers.** Tilia, the dried flowers of *Tilia europæa* and *T. sylvestris*, the linden, lime, or basswood tree; employed in domestic medicine, in the form of an infusion, or tea, 31 (4.0) to the pint (480.0), for the relief of nervous headache and hysterical manifestations.
- Lin'dera benzo'in.** The spicebush, a North Ameri-

can shrub, the bark of which is diaphoretic, stimulant, and antipyretic in doses of 3½-2 (2.0-8.0) of a fluidextract.

line [*L. linea*]. 1. A long narrow mark, strip, or streak, distinguished, in anatomy, from the adjacent tissues by color, texture, or elevation. (For the anatomical lines, see under *linea*.) **absorption** l., see under *absorption*. **alveolonasal** l., a line connecting the alveolar point and the nasion. **axillary** l., one of three perpendicular lines used as guides in physical diagnosis; the *anterior* passes through the anterior fold, and the *posterior* through the posterior fold, while the *mid-axillary* line passes through the center of the axillary space. **basinasal** l., a line connecting the basion and the nasion. **blue** l., a bluish discoloration along the dental edges of the gums, seen in cases of chronic lead poisoning. **base** l., a line corresponding to the base of the skull, passing from the infraorbital ridge to the midline of the occiput, cutting the external auditory meatus. **costoclavicular** l., parasternal l. **ectental** l., the line between the ectoderm and endoderm in the embryo. **incremental** l., Salter's l., one of the lines, due to imperfect calcification, seen passing through the dentine in the crown. **intertubercular** l., an imaginary transverse line, drawn at the level of the iliac crests, at a point corresponding to the tubercle about 2 inches back of the anterior superior spine on either side; it divides the umbilical from the hypogastric zones of the abdomen. **labial** l., one of Jadelot's* lines. **mammary** l., a transverse line drawn between the two nipples. **mammillary** l., a perpendicular line passing through the nipple on either side. **milk** l., in embryology, ridges of thickened epithelium extending from the dorsal surface, near the forelimbs, ventrally to end in the inguinal region, along which the mammary glands are developed. **nasal** l., one of Jadelot's* lines. **nasobasilar** l., basinasal l. **nipple** l., mammillary l. **ocular** l., one of Jadelot's* lines. **parasternal** l., a perpendicular line, nearly continuous with the Poupart l., running midway between the nipple and the outer border of the sternum. **oblique** l., Sylvian l., a line on the head corresponding to the fissure of Sylvius. **Poupart** l., a perpendicular line passing through the center of Poupart's ligament on either side; it marks off the hypochondriac, lumbar, and iliac from the epigastric, umbilical, and hypogastric regions, respectively; see cut under abdominal* regions. **precentral** l., a line on the head, running from the midpoint on the vertex between the glabella and theinion, downward and forward; it corresponds to the superior and inferior precentral sulci. **scapular** l., a line passing vertically downward from the inferior angle of the scapula. **side-sternal** l., a vertical line along the border of the sternum on either side. **sternal** l., the midline of the sternum. **subcostal** l., an imaginary transverse line, drawn at the level of the lower border of the tenth costal cartilage; it divides the epigastric from the umbilical zones of the abdomen. **white** l., a pale streak appearing in thirty to sixty seconds after scratching the skin and lasting for several minutes, regarded as a sign of diminished arterial tension.

lin'ea, gen. and pl. *lin'ea* [*L.*] A line.

1. **al'ba** [white line], a fibrous band running vertically the entire length of the center of the anterior abdominal wall, receiving the attachments of the oblique and transverse abdominal muscles.

1. **al'bicans**, pl. *lin'ea albican'tes*, one of the atrophic lines or streaks seen in the skin of the abdomen after extreme stretching by pregnancy, droopy, or a tumor.

1. **arcuata** [BNA], arcuate line, 1. iliopectineal terminalis, an oblique ridge on the inner surface of the ilium and continued on the pubis, which forms the lower boundary of the iliac fossa; it separates the true from the false pelvis.

1. **aspera**, rough line, a rough ridge with two pronounced lips running down the posterior surface of the shaft of the femur; the outer lip (*labium laterale*) is a continuation of the crista glutes, the inner lip (*labium mediale*) of the linea spiralis; it affords attachment to the vastus internus, adductor longus, adductor magnus, adductor brevis, the short head of the ischio, and the vastus externus muscles.

1. **glutea**, gluteal line, one of three rough curved lines on the outer surface of the ala of the ilium, *anterior* or middle, *inferior*, and *posterior*; the two areas bounded by these give attachment to the gluteus minimus muscle below and gluteus medius above.

1. **iliopectinea**, 1. **arcuata** [BNA].

1. **intercondyloid'ea**, intercondyloid line, a faint transverse ridge separating the floor of the intercondyloid notch from the popliteal surface of the femur; it affords attachment to the posterior portion of the capsular ligament of the knee.

1. **intertrochanter'ica**, intertrochanteric line: (1) [BNA], 1. spiralis, a rough line passing over the anterior surface of the femur from the great trochanter obliquely downward, just beneath the lesser trochanter, to merge into the inner lip of the l. aspera; (2) *crista intertrochanterica* [BNA].

1. **mylohyoid'ea** [BNA], mylohyoid line, internal oblique line; a ridge on the inner surface of the mandible running from the base of the symphysis upward and backward to the ascending ramus behind the buccal molar tooth; it gives attachment to the mylohyoid muscle and superior constrictor of the pharynx.

1. **nigra**, black line, the l. alba in pregnancy, which becomes pigmented then.

1. **nu'cha inf'erior**, inferior nuchal or curved line of the occipital bone, running outward and forward from the external occipital crest, through about the middle of the nuchal plain.

1. **nu'cha sup'erior**, superior nuchal or curved line of the occipital bone, running from the external occipital protuberance toward the external angle, below, and roughly parallel to, the supreme nuchal line, giving attachment to the trapezius, occipitalis, sternomastoid, and splenius capitis muscles.

1. **nu'cha sup're'ma**, supreme or highest nuchal or curved line of the occipital bone, a line running from the external occipital protuberance toward the external angle, giving attachment to the epicranial aponeurosis.

1. **obli'qua** [BNA], oblique line, external oblique l., a faint ridge running on the external surface of the body of the mandible from the mental tubercle to the anterior border of the ascending ramus on either side.

1. **pectinea**, (1) continuation of the iliopectineal line on the pubis; (2) a line running down the posterior surface of the shaft of the femur from the small trochanter, giving attachment to the pectineus muscle.

1. **poplite'a**, 1. **poplite'a**, popliteal or oblique line, a line running from the fibular facet downward and inward across the posterior surface of the tibia to the inner border of the bone at the junction of its upper and middle thirds; it gives attachment to fibers of the popliteus muscle.

1. **semicircula'ris** [BNA], Douglas's line, a crescentic line marking the termination of the posterior sheath of the rectus abdominis muscle just below the level of the iliac crest.

1. **semiluna'ris** [BNA], line of Spigelius, the line of junction of the muscular fibers and aponeurosis of the transversus abdominis, marking in a general way the outer border of the sheath of the rectus abdominis; (1) fold of Douglas, 1. semicircularis [BNA].

1. **spira'lis**, spiral line, 1. intertrochanterica [BNA]. 1. **tempo'ra**, temporal line, ridge, or crest; a ridge extending upward, from the external angular process on each side of the frontal bone, giving attachment to the temporal fascia and marking the limit of attachment of the temporal muscle.

l. tempora'lis infe'rior, inferior temporal line [BNA], temporal ridge, a curved line on the convex surface of the parietal bone marking the limit of attachment of the temporal muscle.

l. tempora'lis supe'rior, superior temporal line, a curved line on the external surface of the parietal bone, above and parallel to the inferior temporal line, serving for the attachment of the temporal fascia.

l. termina'lis, iliopectineal line, *l. arcuata* [BNA], a ridge separating the true from the false pelvis.

l. transver'sa, one of a number of transverse lines on the abdomen running outward on either side of the linea alba.

Lineville Min'eral Springs, Iowa. Saline-sulphureted waters. Used by drinking in chronic constipation, liver disorders, cutaneous diseases, in dropsical affections due to renal disorders, and other troubles.

ling'ua. Ling's* method.

Ling's meth'od [Pier Henrik Ling, Swedish poet and hygienist, 1776-1839.] Swedish gymnastics, gymnastic exercises without the use of apparatus.

lingua, gen. *lin'gua* (ling'gwah) [L.] Tongue. 1.

A mobile mass of muscular tissue covered with mucous membrane, occupying the cavity of the mouth and forming part of its floor, constituting also by its posterior portion the anterior wall of the pharynx. The mucous membrane of its upper surface (*dorsum*), is marked by numerous projections or papillae (see *papilla*). The anterior extremity (*apex* or *tip*) is free, the posterior portion is attached to the hyoid bone. It is the organ of taste and assists in mastication, deglutition, and articulation. 2. One of a number of tongue-like anatomical structures. 3. Language.

l. cerebel'li, *lingua cerebelli*. **l. fræna'ta**, a tongue with a very short frenum, constituting tongue-tie. **l. geograph'ica**, geographical tongue. **l. ni'gra**, black tongue. **l. plica'ta**, furrowed tongue.

lingual (ling'gwah). 1. Glossal, relating to the tongue or any tongue-like part. 2. One of the letters, *t*, *d*, the sound of which is made with the tip of the tongue.

linguistula (ling-gwat'u-lah) [L. *linguatus*, tongued.] Pentastoma.

lingula (ling'gu-lah) [L. dim. of *lingua*, tongue.] A term applied to several tongue-shaped processes, denoting usually, when not qualified, the *lingula cerebelli*. **l. cerebel'li** [BNA], *lingua cerebelli*, tongue of the cerebellum, the anterior portion of the superior vermis of the cerebellum prolonged forward on the upper surface of the superior medullary velum. **l. mandib'ula**, mandibular tongue; a pointed tongue of bone overlapping the inferior dental foramen, giving attachment to the internal lateral ligament of the jaw. **l. pulmo'nis**, a projection from the lower part of the upper lobe of the left lung, on the costal surface just beneath the incisura cardiaca. **l. sphenoida'lis**, a ridge between the body and ala magna of the sphenoid bone, on either side, forming an independent element at birth.

Liniment. Embrocation, linimentum.* **dry'ing l.**, a solution of a medicament in mucilage of tragacanth, dextrin, or starch, with white of egg, which, when applied to the skin, dries, leaving a permanent film. **an'odyne l.**, linimentum opii. **mercur'ial l.**, *l. hydrargyri*. St. John Long's *l.*, see St. John Long. Stokes' *l.*, a liniment very similar to the linimentum terebinthinæ aceticum (N.F.).

Linimen'tum, gen. *linimen'ti*, pl. *linimen'ta* [L. *linere* to smear.] Liniment, embrocation; a pharmacopœial preparation, consisting of a solu-

tion of a medicament in alcohol, oil, or water, applied by friction to the skin.

l. acon'ti (Br.), aconite liniment; powdered aconite root, 30 ounces, camphor, 1 ounce, percolated with alcohol to make 30 ounces; employed externally in neuralgia.

l. acon'ti et chlorofo'rmi (N.F.), liniment of aconite and chloroform; fluidextract of aconite 4.5, alcohol 8, chloroform 12.5, soap liniment 75; anodyne application.

l. æru'ginis, *verdigris* liniment, a decoction of verdigris, vinegar, and honey, used in veterinary practice as an application to ulcers and sluggish sores.

l. al'bum, *l. terebinthinæ aceticum* (N.F.).

l. ammo'nis (U.S., Br.), ammonia liniment, volatile liniment; ammonia water 350, alcohol 50, oleic acid 30, cotton-seed oil 370 (U.S.); solution of ammonia 1, almond oil 1, olive oil 2 (Br.); rubefacient and counterirritant.

l. ammo'ni iod'id (N.F.), liniment of ammonium iodide, contains about 5 per cent. ammonium iodide with camphor, oil of lavender, and oil of rosemary; discutient.

l. belladon'ne (U.S., Br.), belladonna liniment; camphor 50, fluidextract of belladonna root to make 1000 (U.S.); liquid extract of belladonna 10, camphor 1, distilled water 2, alcohol to make 20 (Br.); used for neuralgia and rheumatic pains.

l. cal'cis (U.S., Br.), lime liniment, Carron oil; solution of lime and linseed oil (olive oil, B.P.), equal parts; used for burns and scalds.

l. campho'ræ (U.S., Br.), camphor liniment, camphorated oil; camphor 200, cotton-seed oil 800 (U.S.); camphor 1, olive oil 4 (Br.); a mild counterirritant.

l. campho'ræ ammo'niat'um (Br.), ammoniated liniment of camphor, compound camphor liniment; camphor 2½, oil of lavender 1, strong solution of ammonia 5, alcohol to make 20; rubefacient and anodyne.

l. chlorofo'rmi (U.S., Br.), chloroform liniment; chloroform 300, soap liniment 700 (U.S.); chloroform and liniment of camphor, each 2 fluidounces (Br.); anodyne and, when evaporation is prevented, rubefacient.

l. croto'nis (Br.), liniment of croton oil, linimentum tiglli (N.F.); croton oil 1, oil of cajuput 3½, alcohol, 90 per cent., 3½; counterirritant, causing pustulation when repeated.

l. hydrar'gyri (Br.), *l. mercuriale*, liniment of mercury; ointment of mercury 1 ounce, strong solution of ammonia 160 minims, liniment of camphor enough to make 1½ fluidounces; applied to syphilitic joints and swellings.

l. iod'i (N.F.), iodine liniment; iodine 12.5, potassium iodide 5, glycerin 3.5, water 6.5, alcohol to make 100; discutient.

l. op'ii (Br.), liniment of opium, anodyne liniment, tincture of opium and soap liniment, of each 2 fluidounces; used for rheumatic pains, neuralgia, and sprains.

l. op'ii compos'itum (N.F.), compound liniment of opium, Canada liniment; contains tincture of opium 10, camphor 1.75, oil of peppermint 2.5, ammonia water 37.5, alcohol 25, turpentine to make 100; anodyne.

l. mercuria'le, *l. hydrargyri*.

l. potas'sil iod'id cum sapo'ne (Br.), liniment of potassium iodide and soap; curd soap 2 ounces, potassium iodide 1½ ounces, glycerin 1 fluidounce, oil of lemon 1 fluidrachm, distilled water 10 fluidounces; used externally to obtain the systemic effects of potassium iodide.

l. sapon'a'tocamphora'tum (N.F.), camphorated soap liniment, solid opodeldoc; a mixture of white castile soap, camphor, oil of thyme, and oil of rosemary in stronger ammonia water and alcohol; anodyne and discutient.

l. sapo'nis (U.S., Br.), soap liniment, camphorated tincture of soap, liquid opodeldoc; soap 60, camphor 45, oil of rosemary 10, alcohol 72.5, water to make 1000 (U.S.); soft soap 2 ounces, camphor 1 ounce, oil of rosemary 3 fluidrachms, alcohol 16 fluidounces, water 4 fluidounces (Br.); employed chiefly as a base for other liniments.

1. *sapo'nis mol'lis* (U.S.), liniment of soft soap, tincture of green soap; soft soap 650, oil of lavender 20, alcohol to make 1000; employed in the treatment of certain skin diseases and as a shampoo.

1. *sina'pis* (Br.), liniment of mustard; volatile oil of mustard 1½ fluidrachms, camphor 120 grains, castor oil 5 fluidrachms, alcohol 4 fluidounces; counterirritant.

1. *sina'pis compos'itum*, compound mustard liniment, was official in the U.S.P. 1890; camphor 60, fluidextract of mezereum 200, volatile oil of mustard 30, castor oil 150, alcohol to make 1000; counterirritant.

1. *terebin'thinæ* (U.S., Br.), turpentine liniment; rosin cerate 650, oil of turpentine 350 (U.S.); oil of turpentine 26, camphor 2, soft soap 3, distilled water to make 40 (Br.); employed as a soothing application.

1. *terebin'thinæ ac'e'ticum* (Br., N.F.), liniment of turpentine and acetic acid, acetic turpentine liniment, Stokes' or St. John Long's liniment, 1. album; oil of turpentine 4, glacial acetic acid 1, liniment of camphor 4 (Br.); oil of turpentine 100, oil of lemon 4, acetic acid 20, 1 egg, rose water 85 (N.F.); counterirritant.

1. *tig'ill* (N.F.), liniment of croton oil, 1. crotonis (B.P.).

lin'in [*L. linum*, flax.] 1. A bitter glucoside obtained from *Linum catharticum*. 2. The thread-like, non-staining (achromatic) substance forming the network of the cell-nucleus, containing in its meshes the nucleoplasm.

lin'itis (li-ni' (ne')tis) [G. *linon*, cloth, + *-itis*.] Inflammation of cellular tissue, specifically of the perivascular tissue of the stomach. 1. *plas'tica*, Brinton's disease, chronic sclerosing gastritis.

link'age [*link*, to join* together.] The holding together of the multivalent atoms constituting a chain.

Linne'an sys'tem [Carolus *Linnaeus*, or Karl von *Linné*, Swedish physician and naturalist, 1707-1778.] A system of botanical classification, in which plants are divided into *Cryptogamia* and *Phanerogamia*, according as they are without or with stamens and pistils; the latter are divided into 23 classes according to the number and various peculiarities of their stamens. The system is called the *artificial* system as distinguished from the *natural* or Jussieuian* system.

lin'seed. Flaxseed, linum.*

lint [*L. linteum*, made of linen.] Charpie, a soft absorbent material used in surgical dressings; it was formerly made by scraping or raveling old linen cloths, now usually in the form of a thick, loosely woven material, *sheet lint* or *patent lint*.

lin'tin. A form of sheet lint made from absorbent cotton.

lin'um [*L.*; G. *linon*, flax.] (U.S., Br.) Flaxseed, linseed; the ripe seed of *Linum usitatissimum*, a plant cultivated chiefly in Germany, Holland, Ireland, and Russia, the fiber of which is used in the manufacture of linen; the chief source of flaxseed is Russia. An infusion of flaxseed is employed as a demulcent in catarrhal affections of the respiratory and urogenital tracts, and the ground seeds are used in making poultices.

Li,O. Lithium oxide, lithia.

lioder'mia [G. *leios*, smooth, + *derma*, skin.] Glossy skin.

LiOH. Lithium hydroxide.

liomyofibro'ma. A mixed lioma, myoma, and fibroma.

liomyoma, pl. *liomyo'mata*, *liomyo'mas* (li-o-mi-o'-mah) [G. *leios*, smooth, + *mys*, muscle, + *-oma*.] A tumor composed of smooth unstriated muscle fibers. 1. *sarcomato'sum*, liomyosarcoma.

liomyosarcoma (li'o-mi'o-sar-ko'mah). A mixed liomyoma and sarcoma; a tumor of smooth muscles containing imperfectly differentiated,

vegetative, or embryonic cells; *homyoma* or *comatosum*.

Liouville's ic'terus (le-oo-vél') [Henri *Liouville*, French physician, 1837-1887.] Icterus ner-torium.

lip [A.S. *lippa*.] 1. One of the two muscular folds which bound the mouth anteriorly as a lip-like structure bounding a cavity or groove in the margin. *häre-l*, see *harelip*. *pseudocolloid* of the L. Fordyce's* disease.

absence, achilia. **adhesion** of the two, *ankylosis*. **symphysis** laborum. **bleeding**, *chilorrhagia*, *def.*, *chiloschisis*, *chilodieresis*, *hærehp*, *chilognathus*, *hæchilus*, *labium leporinum*, *evernia*, *chilicropæ*, *ecclabium*, *hardness*, *chilocace*, *hypertergity*, *macrochilia*, *megachilia*, *inflammation*, *chilitis*, *pain*, *chilalgia*, *chilodynia*, *plastic surgery*, *chiloplasty*, *ab-plasty*, *small*, *microchilia*, *spasm*, *chilocæne*, *labiochorea*.

lipacide'mia, **lipacide'mia** [G. *lipos*, fat, + *L. acidum*, acid, + G. *haima*, blood.] The presence of a fatty acid in the blood.

lipacidu'ria [G. *lipos*, fat, + *L. acidum*, acid, + *ouren*, urine.] The presence of fatty acids in the urine.

lip'anin. Trade name of a mixture of olive oil, 94 per cent., and oleic acid, 6 per cent.; recommended as a substitute for olive oil in doses of 5-2 (15.0-60.0).

liparocoele (lip'ar-o-sel) [G. *liparos*, fatty, + *hæ*, tumor, hernia.] 1. A fatty tumor of the scrotum. 2. An omental hernia.

liparom'phalus [G. *liparos*, fatty, + *omphalos*, umbilicus.] A fatty tumor at the umbilicus.

lipase (lip'az) [G. *lipos*, fat, + *-ase*.] A fat-splitting, or lipolytic enzyme in the blood, pancreatic secretion, and tissues, causing a hydrolytic cleavage of the fat molecule; steapsin.

lipemia, **lipæmia** (li-pe'mi-ah) [G. *lipos*, fat, + *haima*, blood.] The presence of oil or fat droplets in the blood.

liphe'mia, **liphe'mia** [G. *lipos*, fat, + *haima*, blood.] Lipemia.

Lip'ik, Hungary. Saline-alkaline-iodized-carbonated waters, 147° F. Used by drinking and bathing in scrofula, glandular swellings, gonorrhea, rheumatism, and stomach diseases. May 1 to September 30.

lipin (lip'in) [G. *lipos*, fat.] A comprehensive term including lipoids, soaps, neutral fats, and fatty acids.

lipocar'diac [G. *lipos*, fat, + *kardia* heart.] 1. Relating to fatty heart. 2. One suffering from fatty degeneration of the heart.

lipochrome (li'po-krome) [G. *lipos*, fat, + *chroma*, color.] A pigmented fatty body, such as lutum, one of the yellowish masses occurring in xanthoma, and also the pigment produced by certain bacteria.

lipodystrophy (li-po-dis'tro-fi) [Gr. *lipos*, fat, + *dystrophia*.] Defective fat metabolism. **intestinal** 1., a disease marked by multiple arthritis, diarrhea (the stools consisting chiefly of fatty acids), and loss of weight and strength; characterized anatomically by deposits of fatty acids in the intestinal and mesenteric lymphatic tissue.

lipiferous (li-pof'er-us) [G. *lipos*, fat, + *L. ferre*, to carry.] 1. Fat-carrying. 2. Sudanophil.

lipofibro'ma. A mixed fibrous and fatty tumor.

lipogen'esis [G. *lipos*, fat, + *genesis*, production.] The production of fat, either fatty degeneration or fatty infiltration.

lipogen'ic. Relating to lipogenesis.

lipogenin (lip-o-j'en-in). Trade name of a fatty base for ointments.

lipogenous (lip-oj'en-us) [G. *lipos*, fat, + *gennaō*, I produce.] Lipogenic, producing fat.

lipohemia, **lipohæmia**. Lipemia.

lipoid [G. *lipos*, fat, + *eidos*, form, appearance.] 1. Resembling fat. 2. A fatty substance, like cholesterol, which does not form soaps with alkalis. **anisotropic l.**, a l. in the form of doubly refractive droplets. **isotropic l.**, a l. occurring in the form of singly refractive droplets.

lipoidemia. The presence of lipoids in the blood. **lipoidosis** (li-poy-do'sis). The pressure of anisotropic lipoids in the cells.

lipolipoidosis (li'po-li-poy-do'sis). Fatty infiltration, both neutral fats and anisotropic lipoids being present in the cells.

lipolysis [G. *lipos*, fat, + *lysis*, solution.] The splitting up, or chemical decomposition of fat.

lipolytic. Relating to or causing lipolysis.

lipoma, pl. **lipomata** [G. *lipos*, fat, + *ōma*.] A tumor composed of fatty tissue; adipoma. 1. **fibrosum**, a fatty tumor with an abundant connective-tissue framework. 1. **myxomato'des**, a l. containing an admixture of mucoid tissue, myxolipoma. 1. **sarcomato'des**, 1. **sarcomato'sum**, liposarcoma.

lipomatoid [G. *lipoma* + *eidos*, appearance.] Resembling a fatty tumor.

lipomato'sis. Liposis, an overgrowth of fatty tissue, either local or general. 1. **neuro'tica**, adiposis dolorosa.

lipomatous. Relating to a lipoma.

lipome'ria [G. *leipō*, I am lacking, + *meros* a part.] The congenital absence of a limb or other part.

lipomyoma, pl. **lipomyo'mata**, **lipomyo'mas** (li-poi-mi-o'mah) [G. *lipos*, fat, + *mys*(myo-) muscle, + *ōma*.] Leucomyoma, a tumor composed of unstriated muscle fibers containing interspersed fat-globules.

lipomyxo'ma. A tumor having the characters of both a lipoma and a myxoma.

lipopeptid (li-po-pep'tid). A compound of fatty acids and amino-acids similar in its properties to the invisible fat in the cells.

lipophre'nia [G. *leipō*, I am lacking, + *phrēn*, mind.] Mental failure.

lipoprotein (li-po-pro'te-in). A hypothetical compound of protein with a fatty acid.

liposarcoma, pl. **liposarco'mata**, **liposarco'mas** (li-po-sar-ko'mah) [G. *lipos*, fat, + *sarx*, flesh, + *ōma*.] A mixed lipoma and sarcoma; a fatty tumor in which many of the cells have been replaced by imperfectly differentiated, vegetative, or embryonic cells; lipoma sarcomatosum.

liposis [G. *lipos*, fat.] 1. Lipomatosis, adiposis: abnormal accumulation of fat in any part. 2. Fatty infiltration, the presence of neutral fats in the cells: see **lipoidosis** and **lipolipoidosis**. **general l.**, obesity.

lipostomy [G. *leipō*, I lack, + *stoma*, mouth.] Congenital absence or smallness of the mouth.

lipothym'ia, **lipoth'ymy** [G. *lipothymia*, a swoon.] Syncope, fainting.

lipothym'al. Syncopal.

lipotropic. Relating to or affected by lipotropy.

lipotropy [G. *lipos*, fat, + *trōpē*, turning.] Affinity of basic dyes for fatty tissue.

lipoteny [G. *leipō*, I leave, + *xenos*, host.] Deser-tion of the host by a parasite when the develop-ment of the latter is nearly or quite complete.

lip'ing. The formation of a lip-like structure.

lip'itude, **lip'itudo** [L. *lippus*, bleary-eyed.] Blepharitis with a gummy secretion causing adhesion of the tarsal margins; bleary-eye.

Lippings, Prussia (lip'spring-eh). Alkaline-

saline-carbonated waters, 70° F. Used by drinking and bathing in chronic tuberculosis, asthmatic affections, bronchial catarrh, chronic unabsorbed pleuritic exudations, diseases of the intestines, and bone diseases. May 15 to Sep-tember 15.

lip-re'flex. A pouting movement of the lips provoked in young infants by tapping near the angle of the mouth.

lipu'ria [G. *lipos*, fat, + *ouron*, urine.] The excre-tion of fat in the urine.

liquefacient (lik'we-fa'shent) [L. *liquere*, to be fluid, + *facere*, to make.] 1. Making liquid, causing a solid to become liquid. 2. Noting an agent supposed to cause the resolution of a solid tumor by liquefying its contents; resolvent.

liquefaction (lik-we-fak'shun). The act of becoming liquid; change from a solid to a liquid form.

liquefac'tive. Relating to liquefaction, liquefacient.

liquescent (li-kwes'ent) [L. *liquescere*, to become liquid.] Becoming or tending to become liquid, deliquescent.

liqueur (li-kēr') [Fr.] A cordial; a spirit containing sugar and aromatics.

liquid (lik'wid) [L. *liquidus*.] 1. Flowing. 2. An inelastic fluid, like water, which is neither solid nor gaseous. 1. **air**, etc., air or other gas which, by means of cold and pressure has been reduced to a liquid form.

Liquidam'bar. A genus of trees of the witch-hazel family, *Hamamelidaceæ*. L. **orienta'lis**, the source of storax, or gum storax. L. **styracif'lua**, the source of sweet-gum or liquidambar.

Liquiritia (lik-wir-ish'yah) [a corruption of *glycyrrhiza*.] Licorice.

liquor (lik'er). Any liquid or fluid, especially a preserving fluid such as brine, or a distilled alco-holic beverage, such as brandy, gin, or whiskey. **malt l.**, a beverage brewed from malt, such as beer or ale. **spir'ituous l.**, a strong alcoholic liquor obtained by distillation, such as whiskey. **Villate's l.**, mistura adstringens et escharotica. **vi'nous l.**, wine.

liquor, gen. **liquo'ris**, pl. **liquo'res** (lik'kwor) [L.] 1. Solution, the pharmacopeial term for any aqueous solution (not a decoction or infusion) of a non-volatile substance; the B.P. includes aqueous solutions of gases among the liqueurs. 2. Any liquid or fluid. 1. **am'nii**, the fluid within the amniotic sac in which the fetus is bathed, the contents of the bag of waters. 1. **cho'rii**, the liquid between the amnion and chorion in the early part of pregnancy, the false waters. 1. **cor'neæ**, the fluid in the corneal lymph spaces. 1. **Cotun'nii**, perilymph. 1. **enter'icus**, the in-testinal juice. 1. **follic'uili**, fluid in the Graafian follicle between the two cellular layers surround-ing the ovum. 1. **gas'tricus**, the gastric juice. 1. **Morgagn'i**, the thin layer of fluid between the crystalline lens and its capsule. 1. **pancreat'icus**, the digestive fluid of the pancreas. 1. **pericar'dii**, the serous fluid in the pericardial sac. 1. **pu'ris**, the serous portion of pus. 1. **san'guinis**, the blood-plasma. 1. **Scar'pæ**, the endolymph of the ear. 1. **sem'inis**, the serous portion of the seminal fluid.

1. **acidi arseno'si** (U.S.), solution of arsenous acid, 1. **arsenici hydrochloricus** (Br.), hydrochloric solution of arsenic; arsenic trioxide 10, dilute hydrochloric acid 50 (strong hydrochloric acid 12½, B.P.), distilled water to make 1000; dose, ℥2-5 (0.13-0.5).

1. **acidi chro'mici** (Br.), a solution of approximately chromic acid, 1, in water, 3; employed as an escharotic in condylomata and lupus, and well diluted as a wash in bromidrosis.

1. **acidi chro'mo-ace'to-to's-mici**, Fleming's solution,

a mixture of glacial acetic acid 100 and osmic acid 8 in water 400, with chromic acid 15 in water 1500; used in histology for fixing specimens and as an injection in cancerous growths.

1. *adhesivus, filmogen.*

1. *alu'mini aceta'tis (N.F.)*, solution of aluminum acetate; contains about 8 per cent. of basic aluminum acetate; astringent and antiseptic, employed externally.

1. *alu'mini ace'ticotartra'tus (N.F.)*, solution of aluminum aceticotartrate; contains about 50 per cent. of this substance; astringent and antiseptic, employed externally.

1. *ammo'niæ (Br.)*, solution of ammonia, aqua ammoniæ (U.S.).

1. *ammo'niæ for'tis (Br.)* strong solution of ammonia, contains 32.5 per cent. by weight of ammonia; aqua ammoniæ fortior (U.S.).

1. *ammo'nii aceta'tis (U.S. and Br.)*, solution of ammonium acetate, spirit of Mindererus; ammonium carbonate 5, diluted acetic acid 100, contains 7 per cent. of ammonium acetate, diaphoretic, diuretic, and refrigerant, in doses of ʒi-4 (4.0-16.0).

1. *ammo'nii aceta'tis concentra'tus (N.F.)*, concentrated solution of ammonium acetate, about three times the strength of the U.S.P. solution; diaphoretic, diuretic, and refrigerant, in dose of ʒi (4.0).

1. *ammo'nii anisa'tus*, anisated solution of ammoniac a preparation of the German pharmacopœia; anetho, (the active principle of oil of anise) 1, ammonia water 5, alcohol 24; carminative and nerve sedative in doses of ʒi-60 (1.0-4.0).

1. *ammo'nii citra'tis (Br.)*, solution of ammonium citrate; ammonium carbonate 87.5, citric acid 125, distilled water to make 1000; diuretic and diaphoretic in doses of ʒ4-8 (15.0-30.0).

1. *ammo'nii citra'tis for'tior (N.F.)*, stronger solution of ammonium citrate; contains ammonium citrate gr. 40 (2.6) to the fluidrachm (4.0); refrigerant and diuretic in doses of ʒi-30 (1.0-2.0).

1. *am'nii*, amniotic fluid; a liquid secreted by the amniotic membrane, which surrounds the fetus and protects it from injury.

1. *andrograph'idis concentra'tus (B.A.)*, concentrated solution of andrographis; andrographis 1, 20 per cent. alcohol 2; dose ʒi-1 (2.0-4.0).

1. *antigermin'us (N.F.)*, germicide solution; contains thymol 1.6 per cent., oil of eucalyptus and oil of lavender each 6 per cent., in a hydroalcoholic solution.

1. *antisepticus (U.S.)*, antiseptic solution; boric acid 20.0, benzoic acid 1.0, thymol 1.0, eucalyptol 0.25, oil of peppermint 0.5, oil of gaultheria 0.25, oil of thyme 0.1, alcohol 250, purified talc 20, water to make 1000; employed as a mouth wash, as a douche in uterine and vaginal diseases, and internally in gastric fermentation in doses of ʒi-2 (2.0-8.0).

1. *antisepticus alkali'us (N.F.)*, alkaline antiseptic solution; contains potassium bicarbonate and sodium benzoate each 3.2, sodium borate 0.8, oil of gaultheria 0.04, thymol, eucalyptol, and oil of peppermint each 0.02, glycerin 25, water 75, colored with compound tincture of cudbear; employed in gastric and intestinal fermentation in doses of ʒi-2 (4.0-8.0).

1. *aristolo'chiæ concentra'tus (B.A.)*, concentrated solution of aristolochia; 1 part in 2 of 20 per cent. alcohol; dose ʒi-2 (2.0-8.0).

1. *arse'ni bro'midi*, solution of bromide of arsenic; an incorrect name for 1. *potassii arsenatis* et bromidi.

1. *arse'ni et hydrar'gyri lo'didi (U.S.)*, 1. *arsenii*, etc. (Br.). Donovan's solution, contains arsenous iodide and red mercuric iodide, 1 per cent. each; employed in the treatment of syphilides in dose of ʒi-3 (0.06-0.2).

1. *arsenica'tis (Br.)*, 1. *potassii arsenitis (U.S.)*.

1. *arsen'ici bromat'us*, 1. *arseni bromatus*, Clemens' solution of arsenic bromide or of bromine arsenite, a solution of potassium arsenate and potassium bromide, employed in diabetes mellitus and epilepsy, in doses of ʒi-5 (0.06-0.3).

1. *arsen'ici hydrochloricus (Br.)*, hydrochloric solution of arsenic, 1. *acidi arsenosi (U.S.)*.

1. *atropinæ sulphat'is (Br.)*, solution of atropine sulphate; atropine sulphate 17½ grains, salicylic acid 2 grains, distilled water 4 fluidounces; dose, ʒi-2 (0.06-0.13).

1. *au'ri et arse'ni bro'midi (N.F.)*, solution of bromide of gold and arsenic; one ounce (30.0) contains gold tribromide gr. 1½ (0.1) and the equivalent of gr. 4 (0.25) of arsenic tribromide; antisyphilitic and antidiabetic in doses of ʒi-4 (0.13-0.25).

1. *bismu'thi (N.F.)*, solution of bismuth, liq. bismuth; one ounce (30.0) contains bismuth and sodium tartrate gr. 15 (1.0), dissolved in glyceric alcohol, and water; gastric sedative in dose of ʒ (4.0).

1. *bismu'thi et ammo'nii citra'tis (Br.)*, solution of bismuth and ammonium citrate, liq. bismuth; bismuth oxynitrate, 613 grains, potassium citrate 613 grains, potassium carbonate 175 grains, nitric acid fluidounce, solution of ammonia and distilled water equal parts to make 1 pint; contains 5 grains of bismuth citrate (= 3 grains bismuth oxide) to the fluidounce; employed in diarrhea in doses of ʒi-1 (2.0-4.0).

1. *bro'mi (N.F.)*, Smith's solution of bromine; contains bromine 25, and potassium bromide 12.5, in water 100; employed externally as an antiseptic, and as a test reagent.

1. *Burrow (boo-ro've-i)*, Burrow's* liquor or solution.

1. *cal'cis (U.S., Br.)*, solution of calcium hydroxide, solution of lime, lime water; lime 12, slake with water 360, decant and add to the residue distilled water 1500 (U.S.); wash calcium hydroxide 2 ounces, to free from chlorides, then add distilled water 1 gallon (Br.); acid in doses of ʒi-1 (15.0-30.0).

1. *cal'cis chlorina'tus (Br.)*, solution of chlorinated lime; chlorinated lime 1 pound, distilled water 1 gallon, shake and filter; deodorizer; recommended internally as an antidote to hydrocyanic acid in doses of ʒi-1 (2.0-4.0).

1. *cal'cis sacchara'tus (Br.)*, saccharated lime water, calcium hydroxide 1, distilled water 10, syrup ʒ; used for the same purposes as 1. *calcis* in doses of ʒi-60 (1.3-4.0).

1. *cal'cis sulphura'tus (N.F.)*, solution of sulphurated lime, Vlemingck's lotion or solution; prepared by boiling together freshly slaked lime and sublimed sulphur in water; employed externally in skin diseases.

1. *calum'bæ concentra'tus (Br.)*, concentrated solution of calumba; coarsely powdered calumba root 15 ounces, alcohol 4½ fluidounces, water 20 fluidounces, dose, ʒi-1 (2.0-4.0).

1. *caout'chouc (Br.)*, a solution of rubber 1 ounce 2 carbon disulphide and benzene each 10 fluidounces, used to form rubber skin as a protection to the surgeon's hand in examining pus cavities and at autopsies, and as a substitute for collodion in abrasions of the skin.

1. *carbo'nis deter'gens*, trade name for an alcoholic preparation containing phenol.

1. *carmi'næ (N.F.)*, solution of carmine, contains about gr. 30 (2.0) in ʒi (32.0); used as a coloring agent.

1. *chira'tis concentra'tus (Br.)*, concentrated solution of chiretta; powdered chiretta 10, percolated with 20 per cent. alcohol 25; dose, ʒi-1 (2.0-4.0).

1. *chlo'ri compos'itus (U.S.)*, compound solution of chlorine, chlorine water; potassium chlorate 5, hydrochloric acid 18, distilled water to make 1000; employed as a disinfectant gargle in diphtheria, etc., and internally in intestinal decomposition in doses of ʒi-1 (2.0-4.0).

1. *coccin'eus (N.F.)*, cochineal solution, cochineal color; contains cochineal, alum, potassium carbonate, and potassium bitartrate in nearly equal parts of glycerine and water with a little alcohol; used as a coloring agent.

1. *concentra'tus*, a preparation of the B.P. intended for use in making one of the official infusions and decoctions by diluting with nine parts of water.

1. *coctin'li concentra'tus (B.A.)*, concentrated solution of coctin; dose, ʒi-60 (2.0-4.0).

1. *creso'lis compos'itus (U.S.)*, compound solution of cresol; cresol 500, linseed oil 350, potassium hydroxide 80, water to make 1000; employed as an antiseptic and disinfectant application in uterine, vaginal, and vesical diseases and in surgical dressings.

1. *cuspa'rie concentra'tus (Br.)*, concentrated solution of cusparia; powdered cusparia 10, percolated with 20 per cent. alcohol 25; dose, ʒi-1 (1.0-4.0).

1. *electrop'icus (N.F.)*, battery fluid, there are three

of these fluids: two of different strengths, for the carbon and zinc battery, containing sodium dichromate and sulphuric acid; one for the Leclanché battery, containing ammonium chloride.

l. epispasticus (Br.), blistering liquid, made by percolating powdered cantharides 1, with acetic ether q.s. to make 2.

l. epispasticus mylab'ridis (B.A.), blistering liquid of mylabris, prepared as the preceding, substituting mylabris for cantharides.

l. ethyl nitrit's (Br.), solution of ethyl nitrite; ethyl nitrite (obtained by the interaction of alcohol, sodium nitrite, and diluted sulphuric acid) 3, absolute alcohol 95, glycerin 3; employed as a substitute for spiritus ætheris nitrosi in doses of ℥20-60 (1.3-4.0).

l. extracti glycyrrh'zæ (N.F.), solution of extract of licorice, a 25 per cent. solution in water containing alcohol and glycerin; a flavoring agent.

l. ferri acetat's (Br.), solution of ferric acetate; solution of ferric sulphate 2½ fluidounces, solution of ammonia 4 fluidounces, liquified glacial acetic acid 1½ fluidounces, distilled water to make 1 imperial pint; a red liquid of sour taste, employed as an astringent chalybeate in doses of ℥5-10 (0.3-0.6).

l. ferri albumina'ti (N.F.), solution of albuminate of iron; made by precipitating oxychloride of iron with egg albumin and sodium hydroxide solution and dissolving in water, alcohol, and aromatic elixir; hematitic in dose of ʒ2 (8.0) containing gr. ½ of iron.

l. ferri chlorid'i (U.S.), solution of ferric chlorides **l. ferri perchlorid'i fortis** (Br.); iron wire 125, hydrochloric acid 680, nitric acid and distilled water, equal parts, to make 1000; local astringent and hemostatic; internal dose, ℥1-3 (0.06-0.2).

l. ferri dialysat'us, dialyzed iron, solution of oxychloride of iron, made by saturating an aqueous solution of ferric chloride with ferric hydroxide, putting the solution in a dialyzer, and renewing the outside water until it no longer acquires an acid reaction; water is then added to the solution to make it one of 5 per cent. strength; dose, ℥10-30 (0.6-2.0).

l. ferri et ammo'nii acetat's (U.S.), solution of iron and ammonium acetate, Basham's mixture; tincture of ferric chloride 40, diluted acetic acid 60, solution of ammonium acetate 500, aromatic elixir 120, glycerin 120, water to make 1000; this is much stronger than the preparation of the same name in the U.S.P. 1890; chalybeate and diuretic, employed in the anemia of chronic Bright's disease, in doses of ʒ2-4 (8.0-16.0).

l. ferri hypophosphit's (N.F.), solution of hypophosphite of iron; contains 16 per cent. ferric hypophosphite in glycerin and water; alternative and hematitic in doses of ℥10-20 (0.6-1.3).

l. ferri iodid'i (N.F.), solution of iodide of iron, contains 85 per cent. ferrous iodide; tonic and alternative in doses of ℥1-3 (0.06-0.3).

l. ferri oxychlorid'i (N.F.), solution of ferric oxychloride of 3.5 per cent. strength; similar to dialyzed iron.

l. ferri oxysulpha'tis (N.F.), solution of oxysulphate of iron; an aqueous solution of basic ferric sulphate, prepared by heating together nitric acid and ferrous sulphate.

l. ferri peptonat'i (N.F.), solution of peptonate of iron; contains the equivalent of 0.65 per cent. metallic iron in the form of peptonate in a flavored hydrochloric solution; employed in anemia in dose of ʒ2 (8.0).

l. ferri peptonat'i cum man'gano (N.F.), solution of peptonate of iron with manganese; contains the equivalent of 0.4 per cent. metallic iron, and 0.2 per cent. metallic manganese; chalybeate tonic in dose of ʒ2 (8.0).

l. ferri perchlorid'i (Br.), solution of perchloride of iron; one part of the strong solution to four parts of water; astringent chalybeate in doses of ℥5-15 (0.3-1.0).

l. ferri perchlorid'i fortis (Br.), strong solution of perchloride of iron, or of ferric chloride; practically the same as **l. ferri chlorid'i** (U.S.) though not quite so strong.

l. ferri pernitrat's (Br.), solution of ferric nitrate; iron wire 1 ounce, nitric acid 4½ fluidounces, distilled water to make 30 fluidounces; employed as an astringent

externally, and also internally in doses of ℥5-10 (0.3-0.6).

l. ferri persulpha'tis (Br.), solution of the persulphate of iron; ferrous sulphate 16, sulphuric acid 1½, nitric acid 1½, water to make 22; styptic.

l. ferri protochlorid'i (N.F.), solution of protochloride of iron; contains about 30 per cent. ferrous chloride; astringent chalybeate tonic in dose ℥8-15 (0.5-1.0).

l. ferri subsulpha'tis (U.S.), solution of ferric subsulphate or of basic ferric sulphate, Monsel's solution; ferrous sulphate 675, sulphuric acid 65, nitric acid and distilled water, equal parts, to make 1000; styptic, employed locally; internal dose ℥5-10 (0.3-0.6).

l. ferri tersulpha'tis (U.S.), solution of ferric sulphate or of normal ferric sulphate; ferrous sulphate 500, sulphuric acid 96, nitric acid and distilled water, equal parts, to make 1000; somewhat stronger than the preparation of the same name in the U.S.P. 1890; used for the same purposes as the solution of ferric subsulphate, but is more irritating.

l. formaldehyd'i (U.S.), solution of formaldehyde, formol, formalin, a 37 per cent. aqueous solution of formaldehyde; employed as a preservative and antiseptic and in the form of vapor for disinfecting.

l. hamamel'idis (Br.), solution of witch hazel; fresh leaves 5, water 10, 90 per cent. alcohol 1, distilled one half; employed locally as a hemostatic and locally or by injection in hemorrhoids.

l. hydrargyri et potas'sii iodid'i (N.F.), solution of iodide of mercury and potassium, Channing's solution; red mercuric iodide 1, potassium iodide 0.8, distilled water 100; antisyphilitic and alterative in doses of ℥2-4 (0.13-0.26).

l. hydrargyri nitrat's (U.S.), solution of mercuric nitrate or of pernitrate of mercury, **l. hydrargyri nitrat's acidus** (Br.), acid solution of nitrate of mercury; red mercuric oxide 40, nitric acid 45, distilled water 15; used as a caustic application in cancer, lupus, warts, etc.

l. hydrargyri nitrici oxydula'ti, solution of mercurous nitrate; mercurous nitrate 100, nitric acid 15, distilled water 885.

l. hydrargyri perchlorid'i (Br.), solution of mercuric chloride, or of corrosive sublimate; mercuric chloride 10 grains, distilled water 20 ounces; dose, ℥15-30 (1.0-2.0).

l. hypophosphit'um (N.F.), solution of hypophosphites; each dose of ʒ1 (4.0) contains calcium hypophosphite gr. 2 (0.13), sodium hypophosphite gr. 1½ (0.08), potassium hypophosphite gr. 1 (0.06), with 0.6 per cent. of hypophosphorous acid; alterative and tonic.

l. hypophosphit'um compos'itum (N.F.), compound solution of hypophosphites; each dose of ʒ1 (4.0) contains calcium and potassium hypophosphites each gr. ½ (0.03), sodium, manganese, and quinine hypophosphites each gr. ¼ (0.008), iron hypophosphite gr. ½ (0.015), and strychnine gr. ⅓ (0.00024); alterative and tonic.

l. iod'i carbola'tus (N.F.), carbolyzed solution of iodine, French mixture, Boulton's solution; a mixture of compound solution of iodine 1.5, solution of phenol 0.6, glycerin 16.0, water to make 100; employed externally as an antiseptic and counterirritant.

l. iod'i caust'icus (N.F.), caustic solution of iodine, Churchill's iodine caustic; iodine 25, potassium iodide 50, water 100; counterirritant and caustic.

l. iod'i compos'itum (U.S.), compound solution of iodine, Lugol's solution; iodine 5, potassium iodide 10, distilled water to make 100; dose, ℥3-6 (0.2-0.4).

l. iod'i fort'is (Br.), strong solution of iodine; iodine 5, potassium iodide 3, distilled water 5, 90 per cent. alcohol 36.

l. krame'ris concentra'tus (Br.), concentrated solution of krameria; powdered krameria 10, percolated with 20 per cent. alcohol 25; dose, ʒ3-1 (2.0-4.0).

l. magnesi bromid'i (N.F.), solution of magnesium bromide; each dose of ʒ1 (4.0) contains gr. 7½ (0.5) of this salt flavored with orange syrup; cerebrospinal depressant.

l. magnesi carbonat's (Br.), solution of magnesium carbonate, fluid magnesia; contains magnesium carbonate 10 grains in each fluidounce of carbonic-acid water; dose ʒ1-2 (30.0-60.0).

l. magne'sii citra'tis (U.S.), solution of magnesium citrate, effervescent citrate of magnesia; magnesium carbonate 15, citric acid 33, syrup of citric acid 60, crystallized potassium bicarbonate 2.5, distilled water to make 360; dose 1 bottle or \mathbb{J} 12 (360.0).

l. magne'sii sulpha'tis efferves'cens (N.F.), effervescent solution of magnesium sulphate; purgative in dose of \mathbb{J} 12 (360.0), or 1 bottle, containing 56 (25.0) of this salt.

l. morphinæ aceta'tis (Br.), solution of morphine acetate; morphine acetate 17½ grains, diluted acetic acid 38 minims, 90 per cent. alcohol 1 fluidounce, distilled water to make 4 fluidounces; dose \mathbb{M} 15-30 (1.0-2.0).

l. morphinæ citra'tis (N.F.), solution of morphine citrate; containing gr. 15 (1.0) to \mathbb{J} 1 (30.0) in a solution colored with cochineal; dose \mathbb{M} 5 (0.3).

l. morphinæ hydrochlo'ridi (Br.), solution of morphine hydrochloride; morphine hydrochloride 17½ grains, diluted hydrochloric acid 38 minims, 90 per cent. alcohol 1 fluidounce, distilled water to make 4 fluidounces; dose, \mathbb{M} 15-30 (1.0-2.0).

l. morphinæ hypodermicus (N.F.), hypodermic solution of morphine, Magendie's solution; morphine sulphate 3.3, salicylic acid 0.1, distilled water 100; dose, \mathbb{M} 5 (0.3).

l. morphinæ tartra'tis (Br.), solution of morphine tartrate; morphine tartrate 17½ grains, 90 per cent. alcohol 1 fluidounce, distilled water to make 4 fluidounces; dose, \mathbb{M} 15-30 (1.0-2.0).

l. pancreat'icus (N.F.), pancreatic solution; each dose of \mathbb{J} 1 (4.0) contains pancreatin gr. 1 (0.06) in a 25 per cent. glycerin solution flavored with compound tincture of cardamom; intestinal digestive.

l. pancreat'is (Br.), pancreatic solution; finely divided pancreas from the pig 1, 20 per cent. alcohol 4, macerate for seven days and filter; contains the amylolytic and proteolytic properties of the pancreatic secretion; dose, \mathbb{J} 1-2 (4.0-8.0).

l. pepsin'i (N.F.), liquid pepsin; each dose of \mathbb{J} 2 (8.0) contains pepsin gr. ½ (0.03) and hydrochloric acid \mathbb{M} 1½ (0.08) in a 34 per cent. glycerin solution; digestive.

l. pepsin'i aromat'icus (N.F.), aromatic solution of pepsin; each dose of \mathbb{J} 2 (8.0) contains pepsin gr. 2 (0.13) and hydrochloric acid \mathbb{M} 1½ (0.08) in 25 per cent. glycerin solution flavored with allspice, cinnamon, and cloves; digestive.

l. phosphat'um ac'idus (N.F.), acid solution of phosphates, acid phosphates; obtained by treating bone ash with sulphuric acid and filtering; employed in rickets and osteomalacia in dose of \mathbb{J} 2 (8.0).

l. phosphori (N.F.), solution of phosphorus, Thompson's solution; a solution of phosphorus 0.07, in absolute alcohol and glycerin 100.0, flavored with peppermint; nerve tonic in dose of \mathbb{M} 10 (0.6), containing phosphorus gr. 1½ (0.0004).

l. pi'cis alkali'nus (N.F.), alkaline solution of tar, containing tar 25, potassium hydroxide 12.5, water 62.5; employed externally in dermatology.

l. pi'cis carbo'nis (Br.), coal-tar solution, containing prepared coal-tar (pix carbonis) 1, in tincture of quillaria 5; employed externally in various skin diseases.

l. plum'bi lacta'tis, a mixture of one part *l. plumbi subacetatis* in from 9 to 15 of milk.

l. plum'bi subaceta'tis (U.S.), *l. plum'bi subacetatis for'tis* (Br.), solution of lead subacetate, strong solution of lead subacetate, Goulard's extract; lead acetate 180, lead oxide 110, distilled water to make 1000; employed locally well diluted for bruises and sprains.

l. plum'bi subaceta'tis dilu'tus (U.S., Br.), diluted solution of lead subacetate, lead water; solution of lead subacetate 40, in distilled water 1000 (U.S.); strong solution of lead subacetate 2 fluidrachms, 90 per cent. alcohol 2 fluidrachms, distilled water 19½ fluidounces (Br.); external application to bruises and sprains.

l. potassæ (Br., and U.S. 1890), solution of potassa, *l. potassii hydroxidi* (U.S.); contains 5.85 per cent. of potassium hydroxide.

l. potassæ chlorina'tæ (N.F.), solution of chlorinated potassa, Javelle water; an aqueous solution of chlorinated potassa employed as a disinfectant, deodorant, and bleaching fluid.

l. potassii arsenat'is et bro'midi (N.F.), solution of potassium arsenate and bromide, solution of bromide of arsenic, Clemens' solution; a solution containing the equivalent of 1 per cent. arsenic trioxide (arsenic acid); alterative and antidiabetic in doses of \mathbb{M} 4 (0.13-0.26).

l. potassii arsenit'is (U.S.), *l. arsenicalis* (Br.), solution of potassium arsenite, arsenical solution Fowler's solution; powdered arsenic trioxide 10, potassium bicarbonate 80, distilled water 1000; a convenient means of administering arsenic; dose, \mathbb{M} 1-5 (0.04-0.2).

l. potassii citra'tis (U.S.), solution of potassæ citrate; citric acid 6, water 50; potassium bicarbonate 8, water 50; mix the two solutions and bottle for effervescence has quite ceased; diaphoretic, diuretic and refrigerant in doses of \mathbb{J} 1-1 (15.0-30.0).

l. potassii hydrox'idi (U.S.), solution of potassium hydroxide, *l. potassæ* (Br., and U.S. 1890); potassium hydroxide 60, distilled water 940; slightly caustic, also employed to still the pains of gastric acidity in doses of \mathbb{M} 10-30 (0.6-2.0).

l. potassii permanganat'is (Br.), solution of potassium permanganate, a one per cent. solution, dose \mathbb{J} 2-4 (8.0-16.0).

l. quas'sia concentra'tus (Br.), concentrated solution of quassia; powdered quassia 3, percolated with 20 per cent. alcohol 20; dose \mathbb{J} 1-1 (2.0-4.0).

l. rhe'i concentra'tus (Br.), concentrated solution of rhubarb; powdered rhubarb 10, percolated with 20 per cent. alcohol 20; dose \mathbb{J} 1-1 (2.0-4.0).

l. sacchar'ni (N.F.), solution of saccharin, 7 per cent. strength in alcohol 25, water 75; used for sweetening in place of sugar.

l. sar'sæ compos'itus concentra'tus (Br.), concentrated compound solution of sarsaparilla; sarsaparilla 20, sassafras 2, guaiac 2, liquorice root 2, mastic bark 1, 90 per cent. alcohol 45, distilled water to make 20; dose \mathbb{J} 2-4 (8.0-16.0).

l. senegæ concentra'tus (Br.), concentrated solution of senega; senega powder 10, percolated with 25 per cent. alcohol 25, distilled water 75; dose \mathbb{J} 1-1 (2.0-4.0).

l. sen'is concentra'tus (Br.), concentrated solution of senna; senna in powder 30, percolated and reperecolated with water to make 16, to which are added 20 per cent. alcohol 2, and tincture of ginger 2½; dose \mathbb{J} 1-1 (2.0-4.0).

l. serip'arus [L. whey-producing] (N.F.), *Sc. rennet*; a 10 per cent. solution of fresh calves' rennet with sodium chloride 4 per cent. and alcohol 18 per cent.; used as a digestant and for curdling milk.

l. serpenta'riæ concentra'tus (Br.), concentrated solution of serpentary; powdered serpentary 10, percolated with 20 per cent. alcohol 25, dose \mathbb{J} 1-1 (2.0-4.0).

l. so'dæ (U.S. 1890), *l. sodii hydroxidi*.

l. so'dæ chlorina'tæ (U.S., Br.), solution of chlorinated soda, Labarraque's solution; monohydrated sodium carbonate 65, chlorinated lime 90, water to make 1000; disinfectant, deodorant, used as an antiseptic application to ulcers, and given internally as an intestinal antiseptic in doses of \mathbb{M} 20-50 (1.3-3.0).

l. so'dii arsenat'is (U.S. and Br.), solution of sodium arsenate, contains 1 per cent. sodium arsenate; dose, \mathbb{M} 1-5 (0.06-0.3).

l. so'dii arsenat'is, Pear'son (N.F.), Pearson's solution of sodium arsenate; a ½ per cent. solution of crystallized sodium arsenate, in the strength of *l. so'dii arsenat'is* (U.S.P.); alternative in doses of \mathbb{M} 2-5 (0.13-0.26).

l. so'dii borat'is compos'itus (N.F.), compound solution of sodium borate, Dobell's solution; contains sodium borate and sodium bicarbonate each 1.5, purified 0.3, glycerin 3.5, distilled water to make 100; an alkaline antiseptic solution.

l. so'dii carbo'lat'is (N.F.), solution of sodium carbonate; contains 50 per cent. phenol and 5.5 per cent. sodium hydroxide in aqueous solution; deodorant and disinfectant.

l. so'dii citrota'rta'tis efferves'cens (N.F.), effervescent solution of sodium citrota'trate, tartaric lemonade; an effervescent solution of sodium tartrate containing some citric acid and syrup; laxative and refrigerant in doses of \mathbb{J} 1-2 (160.0), one bottle.

l. so'dii citra'tis (N.F.), solution of sodium citrate.

potio Riveri; citric acid 2, sodium bicarbonate 2.5, water 100; diaphoretic and diuretic in doses of 32 (8.0).

L. so'dii ethyl'is (Br.), solution of sodium ethylate or alcoholate; sodium 22 grains, dissolved in absolute alcohol 1 fluidounce; employed externally as a caustic.

L. so'dii hydrox'id (U.S.), **L. sodæ** (U.S. 1890), solution of sodium hydroxide, solution of caustic soda; sodium hydroxide 56, distilled water 944; used for the same purpose as **L. potassii hydroxidi**.

L. so'dii olea'tis (N.F.), solution of sodium oleate or of soap; white castile soap gr. 30 (1.0), water 31 (30.0); used in the preparation of oleates.

L. so'dii phosphat'is compos'itus (U.S.), compound solution of sodium phosphate; sodium phosphate 1000, sodium nitrate 40, citric acid 130, distilled water to make 1000; laxative in doses of 34-1 (2.0-4.0).

L. so'dii silica'tis, solution of sodium silicate, liquid glass, a transparent syrupy fluid; employed in surgery in applying fixed dressings and splints.

L. strychn'is aceta'tis (N.F.), solution of strychnine acetate, Hall's solution of strychnine; strychnine acetate gr. 1 (0.6) in water 31 (30.0), with acetic acid and alcohol, colored red; dose 118-15 (0.5-1.0).

L. strychn'is hydrochlor'id (Br.), solution of strychnine hydrochloride; strychnine hydrochloride 17½ grains, 90 per cent. alcohol 1 fluidounce, distilled water 3 fluidounces; dose, 112-8 (0.13-0.5).

L. thyro'id'ei (Br.), thyroid solution, thyroid extract, a liquid extract of the thyroid gland of the sheep; employed in myxedema, cretinism, and various disturbances of metabolism in doses of 115-15 (0.3-1.0).

L. tinospore concentrat'us (B.A.), concentrated solution of tinospore or gulancha; dose, 1130-60 (2.0-4.0).

L. toddal'is concentrat'us (B.A.), concentrated solution of toddalia or of lopez-root; stomachic tonic in doses of 34-1 (2.0-4.0).

L. trinitr'is (Br.), solution of nitroglycerin, spiritus glycerylis nitratis (U.S.).

L. zin'ci chlor'id (U.S., Br.), solution of zinc chloride, Burnett's solution; zinc 240, hydrochloric acid 840, nitric acid 12, precipitated zinc carbonate 12, distilled water to make 1000; disinfectant and deodorant.

L. zin'ci et alu'mini compos'itum (N.F.), compound solution of zinc and aluminum; zinc sulphate and aluminum sulphate each 20, betanaphthol 0.06, oil of thyme 0.2, water 100; antiseptic and deodorant.

L. zin'ci et ferri compos'itum (N.F.), compound solution of zinc and iron; zinc sulphate 26, ferrous sulphate 20, copper sulphate 6.5, betanaphthol 0.06, oil of thyme 0.2, hypophosphorous acid, 0.4, water 100; antiseptic and deodorant.

L. zingib'is (N.F.), solution of ginger, soluble essence of ginger; a liquid preparation, miscible with water, containing about 35 per cent. of ginger; carminative in doses of 34-1 (2.0-4.0), and used as a flavoring agent.

liquorice (lik'or-is). Licorice, glycyrrhiza.*

Lis'franc's amputa'tion (lis-frank') [Jacques Lisfranc, French surgeon, 1790-1847.] Amputation of the foot at the tarsometatarsal joint, the sole being preserved to make the flap. **L.'s joint**, the tarsometatarsal joint. **L.'s lig'ament**, a very strong fibrous band extending between the lower part of the external surface of the first cuneiform bone and the lower two-thirds of the internal surface of the base of the second metatarsal bone. **L.'s opera'tion**, **L.'s amputation**. **L.'s tu'bercle**, tuberculum scapuli.

lip [A.S. *slisþ*.] To pronounce *s* and *z* as *th*.

Lissauer's tract or marginal zone (lis'ow-er) [Heinrich Lissauer, German neurologist, 1861-1891.] Spitzka's* marginal tract.

Lisser's Mineral Spring, Montana. Alkaline-saline waters. Used by drinking in indigestion, constipation, and in disorders of the liver, kidneys, and bladder.

Lissodagella'ta [G. *lissos*, smooth.] A subclass of the *Zoosmitophora*, flagellated organisms with-

out a protoplasmic collar around the base of the flagellum.

Lis'ter's doub'le salt [Joseph Lister (later Lord Lister) English surgeon, 1827-1912.] Hydrargyri et zinci cyanidum. **L. dress'ing**, a thick covering of a wound with gauze impregnated with carbolic acid to prevent the access of pus germs; it has undergone many modifications, and is now much less bulky and made with other antiseptic materials or with simply aseptic material. **L.'s meth'od**, antiseptic surgery, first advocated by Lister in an article published in 1867 and generally adopted throughout the world in the course of the following decade. **L.'s oint'ment**, composed of boric acid, white wax, paraffin, and almond oil.

Lis'terine. Trade name of an antiseptic solution containing boric acid, benzoic acid, thymol, and various other substances.

Lis'terism. Lister's* method; the general principles, and practice of the antiseptic, and later aseptic management of wounds.

Lis'ting's law [John Benedict Listing, German physicist, nineteenth century.] When the eye leaves one object and fixes another, it revolves about an axis perpendicular to a plane cutting both the former and present lines of vision. **L.'s schemat'ic eye**, an apparatus representing the refracting media of the eye in distant vision.

Lis'ton's forceps [Robert Liston, London surgeon of Scottish birth, 1794-1847.] A bone-cutting forceps. **L.'s knives**, long-bladed knives of various sizes used in amputations. **L.'s scis'sors** or **shears**, strong shears for cutting plaster-of-Paris bandages.

liter, **litre** (le'ter) [Fr.] A measure of capacity of 1000 cubic centimeters or 1 cubic decimeter, the equivalent of 1.056 quarts.

lithagoge (lith'ä-gog) [G. *lithos*, stone, + *agōgos*, drawing forth.] 1. Causing the dislodgment or expulsion of calculi, especially urinary calculi. 2. An agent which is credited with causing the partial solution and expulsion of urinary calculi.

litharge (lith'arj) [G. *lithos*, stone, + *argyros*, silver.] Lead oxide, a yellowish or reddish scaly powder or mass, plumbi oxidum. 1. **plaster**, lead plaster, diachylon.


lith'ate. A salt of lithic acid.

lithec'tasy [G. *lithos*, stone, + *ektasis*, a stretching out.] The urethral extraction of a vesical calculus after a preliminary dilatation of this canal.

lithec'tomy [G. *lithos*, stone, + *ektomē*, excision.] Lithotomy.

lith'e'mia, **lith'e'mia**. The presence of uric acid in excess in the blood; uricemia.

lithe'mic. Relating in any way to lithemia.



LISTON'S AMPUTATING KNIVES.

lith'ia. Lithium oxide.

lithiasis (li-thi'a-sis) [G. *lithos*, stone.] 1. The so-called uric-acid diathesis. 2. The formation of calculi of any kind, especially of biliary or urinary calculi.

lith'ic acid [G. *lithos*, stone.] Uric* acid.

lithico'sis [G. *lithikos*, of stone.] Pneumonoconiosis, stone-mason's phthisis.

lith'ium, gen. *lith'ii* [G. *lithos*, a stone.] An alkaline metallic element, symbol Li, atomic weight 7, of silvery white color, somewhat softer than lead; a number of its salts are more or less employed in medicine. **lith'ii ben'zoas** (U.S.), lithium benzoate, $\text{LiC}_6\text{H}_5\text{O}_2$, occurs as a white powder or glistening scales of a soapy feel, soluble in water; diuretic, antilithic, and antirheumatic, in doses of gr. 15-30 (1.0-2.0). 1. **bitar'trate**, tartar-lithin, a white soluble powder, diuretic and laxative; employed in rheumatism and pyorrhea alveolaris in doses of gr. 3-8 (0.2-0.5). **lith'ii bro'midum** (U.S.), lithium bromide, LiBr, a white deliquescent powder; sedative and hypnotic in doses of gr. 10-30 (0.6-2.0). 1. **caff'eine-sul'phonate**, symphorol-lithium, a white crystalline powder of bitter taste, soluble in water; employed in Bright's disease, gout, rheumatism and obesity in doses of gr. 10-15 (0.6-1.0). **lith'ii carbo'nas** (U.S., Br.), lithium carbonate Li_2CO_3 , soluble in 75 parts of water; antirheumatic and antilithic in doses of gr. 5-15 (0.3-1.0). **lith'ii ci'tras** (U.S., Br.), lithium citrate, $\text{Li}_2\text{C}_6\text{H}_5\text{O}_7 \cdot 4\text{H}_2\text{O}$, occurs as colorless crystals or a white powder, soluble in water; diuretic and antirheumatic in doses of gr. 10-20 (0.6-1.3). **lith'ii ci'tras efferves'cens** (U.S., Br.), effervescent lithium citrate; lithium citrate 50, sodium bicarbonate 570, tartaric acid 300, citric acid 195; all the ingredients are thoroughly mixed and in a moist state pressed through a sieve and the resulting coarse granules are dried; dose 3i-2 (4.0-8.0). 1. **diuret'in**, 1. theobromine salicylate. 1. **ichthyol'sul'phonate**, ichthyol-lithium, a black tarry mass, employed externally for the same purposes as ichthyol, and internally in rheumatism in doses of gr. 5-8 (0.3-0.5). 1. **i'odate**, a white soluble powder, employed in gout and renal colic in doses of gr. 2-3 (0.13-0.2). **lith'ii salicy'las** (U.S.), lithium salicylate, $\text{LiC}_6\text{H}_5\text{O}_3$; a white, odorless, sweetish, soluble powder, employed as a substitute for sodium salicylate in doses of gr. 10-15 (0.6-1.0). 1. **sulphoich'thyolate**, 1. ichthyolsulphonate. 1. **theobro'mine ben'zoate**, diuretin, uropherin b., uropherin benzoate, a white soluble powder, recommended as a diuretic in cardiac and renal dropsy in doses of gr. 10-15 (0.6-1.0). 1. **theobro'mine sal'icylate**, uropherin s., uropherin salicylate, a white soluble powder, employed in cardiac and renal dropsy in doses of gr. 10-15 (0.6-1.0). 1. **val'erate**, a white crystalline soluble powder, recommended in rheumatic conditions with nervous symptoms, in doses of gr. 5-15 (0.3-1.0). 1. **van'adate**, a yellowish soluble powder, recommended in rheumatism in doses of gr. $\frac{1}{15}$ (0.004) every second day.

lithocenosia (lith'o-se-no'sis) [G. *lithos*, stone, + *kenōsis*, an emptying.] The removal of the crushed fragments of a vesical calculus; litholapaxy.

lith'oclast [G. *lithos*, stone, + *klastos*; *klaō*, I break in pieces.] A powerful lithotrite.

litholeine (lith-o'le-ēn) [G. *lithos*, stone + *L. oleum*, oil.] A yellowish oily liquid distilled from petroleum, used externally in eczema and other skin diseases.

lithoclyama (lith-o-kli'z'mah) [G. *lithos*, stone, + *klyasma*, clyster.] The injection of calculary agents into the bladder.

lithoco'nion [G. *lithos*, stone, + *konōō*, I make empty.] A form of lithotrite.

lithocysto'my [G. *lithos*, stone, + *kystis*, bladder, + *tomē*, incision.] Vesical lithotomy.

lithodialysis (lith'o-di-al'i-sis) [G. *lithos*, stone, + *dialysis* a breaking up.] The fragmentation or solution of a calculus.

lithogenesis, lithogeny (lith-o-jen'o-sis, lith-o'-es-i) [G. *lithos*, stone, + *genesis*, production.] The formation of calculi.

lithokelyphopædion, lithokelyphopædium (lith'o-kel'fo-pe'di-on, or um) [G. *lithos*, stone, + *kelyphos*, husk, shell, + *paidion*, child.] Lithopædion. lithokelyphos.*

lithokelyphos [G. *lithos*, stone, *kelyphos*, na-shell.] A fetus, usually extrauterine, the membranes of which have become calcified, forming a stonelike shell.

lith'olapaxy [G. *lithos*, stone, + *lapax*, an emptying out] The operation of crushing a stone in the bladder and washing out the fragments through a catheter of wide lumen.

lithol'ogy [G. *lithos*, stone, + *logia*.] The branch of medical science relating to calculi or concretions.

lithol'yis [G. *lithos*, stone, + *lysis*, solution.] The dissolving of urinary calculi.

lith'olyte. An instrument for injecting calculi solvents.

lithom'eter [G. *lithos*, stone, + *metron*, measure.] An instrument for measuring the size of a vesical calculus.

lithome'tra [G. *lithos*, stone, + *metra*, woman.] Calcification of the uterine tissues.

lithomyl (lith'o-mil) [G. *lithos*, stone, + *mylō*, mill.] An instrument for pulverizing a stone in the bladder.

lithoneph'ria [G. *lithos*, stone, + *nephros*, kidney.] Stone in the kidney, the presence of renal calculus.

lithonephro'tomy [G. *lithos*, stone, + *nephros*, kidney, + *tomē*, incision.] Incision into the kidney for the removal of a calculus, renal lithotomy.

lithontrip'tic. Lithotriptic(s).

lithope'dion, lithopæ'dion, lithopæ'dium [G. *lithos*, stone, + *paidion*, small child.] A calcified fetus in utero, ostembyron.

lith'ophone [G. *lithos*, stone, + *phōnē*, sound.] An instrument which gives a sound when in contact with a stone in the bladder.

lith'oscope [G. *lithos*, stone, + *skopōō*, I view.] A cystoscope used for the detection of a stone in the bladder.

litho'sis [G. *lithos*, a stone.] Pneumonoconiosis.

lith'otome. A knife used in lithotomy.

lithot'omist. A person skilled in lithotomy.

lithot'omy [G. *lithos*, stone, + *tomē*, incision.] Cutting for stone; a cutting operation for the removal of a calculus, especially a vesical calculus. **bi-lat'eral l.**, one in which the perineal incision is made transversely across the median raphe. **lat'eral l.**, one in which the perineum is incised on one side of the median line. **mar'tian l.** [*L. mar-* male], median l. **me'dian l.**, an operation in which the perineal incision is made in the line of the median raphe. **peri'neal l.**, any operation for stone in which the bladder is approached by an incision in the perineum. **suprapu'bic l.**, one in which the bladder is entered by an incision immediately above the symphysis pubis. **vag'inal l.**, one in which the bladder is entered through an incision in the vagina.

lithotomy [G. *lithos*, stone, + *tonos*, a stretching.]

Extraction of a stone from the bladder through a small incision which is then dilated instrumentally.

lithotro'sis [G. *lithos*, stone, + *trōsis*, a boring.] The boring of holes in a calculus to facilitate its crushing.

lithotripsy [G. *lithos*, stone, + *tripsis*, a rubbing.] The operation of crushing a stone in the bladder or urethra.

lithotrip'tic. 1. Relating to lithotripsy. 2. An agent which effects the solution of a calculus; lithontriptic.

lithotriptor. Lithotrite.

lithotrite [G. *lithos*, stone, + L. *tritus*; *terere*, to rub.] Lithoclast, lithotriptor; an instrument used to crush a stone in the bladder or urethra.

lithotri'ty [G. *lithos*, stone, + L. *tritus*; *terere*, to rub.] The operation of crushing a calculus in the bladder or urethra.

lithous (lith'us) [G. *lithos*, stone.] Calculous, calculary, relating to a calculus.

lithur'sis [G. *lithos*, stone, + *ourēsis*, urination.] The passage of gravel in the urine.

lithu'ria [lithic (acid) + G. *ouron*, urine.] The excretion of uric acid or urates in large amount in the urine.

litmus [a corruption of *lacmus*.] Lacmus, a blue coloring matter obtained from *Rocella tinctoria* and other species of lichens; it is reddened by acids and turned blue again by alkalies. 1. pa'per, blotting paper stained with litmus, employed to test the reaction of urine and other fluids, being turned red if the fluid is acid.

litre (le'ter) [Fr.] Liter.

Lit'ten's phenom'emon or sign [Moritz Litten, Berlin physician, 1845-1907.] Diaphragm* phenomemon.

lit'ter [Fr. *litère*; *lit*, bed.] A stretcher or portable couch for moving the sick or wounded.

Little Red Spring, Tennessee. See *Red Boiling Springs*, Tennessee.

Little's disease [William John Little, English surgeon, 1810-1894.] Lateral sclerosis, spastic spinal paralysis.* L.'s paral'ysis, acute anterior poliomyelitis.

Little Seitzer Springs, California. Alkaline-saline-aluminous-chalybeate-carbonated waters, 62° F. Used by drinking and bathing in dyspepsia, and in the uric-acid diathesis.

Littre's glands (le-tra') [Alexis Littre, Parisian anatomist, 1658-1726.] Mucous glands in the bulbous urethra, Morgagni's glands, glandulæ* urethrales. L.'s hernia, hernia of Meckel's diverticulum. L.'s opera'tion, inguinal colostomy formation of an artificial anus in the left inguinal region.

live blood. Myokymia, or twitching of the eyelid.

live'do [L. a black and blue spot.] A bluish discoloration of the skin, either in limited patches or general.

live'r [A.S. *lifer*.] Hepar jecur; the largest gland of the body, lying beneath the diaphragm in the right hypochondrium and upper part of the epigastrium; it is of irregular shape and weighs from 3 to 3½ pounds, or about 1/5 the weight of the body. It secretes the bile and is also of great importance in both carbohydrate and proteid metabolism. acute' ye'llow at'rophy of the l., icterus gravis, malignant jaundice, acute parenchymatous hepatitis; a disease marked by rapid destruction of the parenchyma cells of the liver and atrophy and softening of the entire organ, with symptoms of

jaundice, hemorrhages, and cerebral disturbances **brim'stone** l., a bright yellow, bile-stained liver, seen in congenital syphilis and acute yellow atrophy. **cardiac** l., hepatic congestion with intralobular cellular destruction, due to backward venous pressure in heart disease, cyanotic atrophy of the l., pseudocirrhosis. **fissures** of the l., five in number: (1) umbilical, (2) of the ductus venosus (these two constituting the left sagittal fissure), (3) portal or porta hepatis, (4) for the vena cava, (5) for the gall-bladder (these two constituting the right sagittal fissure); see also under *fossa* and *porta hepatis*. **hob'nail** l., atrophic or portal cirrhosis of the l., the contraction of the connective-tissue septa and cell proliferation causing a pebbly or small lobular appearance of the surface. **infantile** l., biliary cirrhosis* of children. **lardaceous** l., waxy l. **ligaments** of the l., five in number: coronary, two lateral, longitudinal, and round ligament. **lobes** of the l., four in number: lobus caudatus, or lobus Spigelii, lobus hepatis dexter, lobus hepatis sinister, and lobus quadratus. **nutmeg** l., chronic congestion of the liver with hyperplasia of the connective tissue of the organ; cyanotic atrophy of the l. **tropical** l., chronic congestion of the liver resulting in hypertrophic cirrhosis, with occasionally lardaceous or fatty degeneration, occurring in northerners who have lived for many years in the tropics. **waxy** l., amyloid degeneration of the liver. **yellow at'rophy** of the l., acute yellow atrophy of the l.

abscess, hepatapostema. **atrophy**, hepatophthisis, hepatatrophia. **calculus**, hepatolith, gallstone. **cancer**, hepatocarcinoma, hepatocarcinoma, hepatomyeloma, hepatocirrhosis, hepatencephaloma. **congestion**, hepatohemia. **description** of, hepatography. **disease** of, hepatopathy. **disordered function**, hepatism. **enlargement**, hepatauxe, hepatomegaly, hepatocous. **excision** of a part, hepatectomy. **fatty**, hepar adiposum, jecur adiposum. **fixation** of floating, hepatopexia, hepatopexy. **floating**, hepatoptosis. **gangrene**, hepatocace, hepatonecrosis. **hemorrhage**, hepatorrhagia. **hernia**, hepatocoele, hepatomphalocoele. **incision**, hepatotomy. **induration**, hepatocirrhosis. **inflammation**, hepatitis, hepatopyitis, hepatophlegmon, perihepatitis, glissonitis. **obstruction** of ducts, hepatemphraxis. **pain**, hepatalgia, hepatodynia, hepatocolica. **resembling** in structure, hepatoid. **rupture**, hepatorrhesis. **suture**, hepatorrhaphy. **tumor**, hepatophyma, hepatocous. **ulceration**, hepathecolosis.

live'r-fluke. *Fasciola hepatica*. **Chinese** l.-f., *Opisthorchis sinensis*.

live'r-rot. A disease of the liver in sheep caused by the liver fluke.

live'r-spots. The lesions of chloasma.

live'r-wort [A.S. *wyrt*, plant.] Hepatica.

live'id [L. *lividus*.] 1. Discolored from a contusion, black and blue. 2. Cyanotic; ashen.

live'id'ity. The state of being black and blue; discoloration from venous congestion; cyanosis; a leaden or ashy-gray hue.

live'ngston Arte'sian Well, Alabama. Saline-carbonated waters, 68° F. Used by drinking in chlorosis, malarial anemia; disorders of the alimentary tract, kidneys, and bladder, and in nervous exhaustion.

live'vor [L. a black and blue spot.] 1. Lividity. 2. The discoloration of the skin on the dependent parts of a corpse.

lixivia'tion [L. *lixivare*, to make lye.] The removal of the soluble constituents of a substance by running water through it, leaching.

lixiv'ium. Lye, a solution of alkaline salts obtained by leaching or lixivation.

Li'zars' opera'tion [John Lizars, Edinburgh surgeon, 1808-1860.] Exsection of the lower jaw.

Llandrindod Wells, Wales. Saline-sulphurous-chalybeate waters. Used by drinking and bathing in dyspepsia, gout, rheumatism, glandular enlargements, skin affections, hepatic cirrhosis, "drink craving," jaundice, enlargements of liver and spleen, constipation, hemorrhoids, intestinal parasites, glycosuria, obesity, rheumatoid arthritis, lumbago, sciatica, gastroenteric catarrh, cystitis, scrofula, anemia, chlorosis, amenorrhea, chorea, neurasthenia, and neuralgia. May to October.

Llangamarch Wells, Wales. Muriated waters, containing barium, calcium, and magnesium chloride. Used by drinking and bathing in cardiac asthenia, chronic glandular enlargements, neurasthenia, gout, rheumatism, and dyspepsia.

Llanwtydy Wells, Dolcoed Spa, Wales. Sulphureted-chalybeate waters. Cold. Used by drinking and bathing in chronic rheumatism and gout, gastrohepatic disorders, anemia, skin affections, neurasthenia, overwork, bronchial catarrh, certain forms of urinary disorders, renal calculus, and other troubles. May to September.

L.M.A. Abbreviation for left mentoanterior presentation of the fetus, *i.e.* with the chin directed to the left acetabulum of the mother.

L.M.P. Abbreviation for left mentoposterior, noting the presentation of the fetus with its chin directed to the left sacroiliac joint of the mother.

L.O.A. Abbreviation of left occipitoanterior presentation, the occiput of the fetus being in relation with the left acetabulum of the mother.

loading (lo'ding). In insurance the amount necessary to be added to the net premium to provide for expenses and contingencies.

lo'bar. Relating to any lobe.

lo'bate. Lobose, lobed, divided into lobes, lobeshaped.

lobe [L. *lobus*.] 1. One of the subdivisions of an organ or other part, bounded by fissures, connective-tissue septa, or other structural demarcations. 2. One of the larger divisions of the crown of a tooth. 3. A rounded projecting part, as the lobe of the ear, lobulus auriculæ. See *lobulus* and *lobus*.

lobec'tomy [L. *lobus*, lobe, + *ektomê*, excision.] Excision of a lobe of any organ or gland.

lobelia (U.S., Br.). Indian tobacco, asthma-weed, poke-weed; the dried leaves and tops of *Lobelia inflata*, an herb of eastern and central North America; employed as an expectorant and emetic in doses of gr. 5-8 (0.3-0.5).

lobeline sulphate (lo'be-lên sul'fât). The sulphate of an alkaloid from lobelia; occurs in yellow friable masses soluble in water; employed in whooping-cough and asthma in doses of gr. $\frac{1}{4}$ - $\frac{1}{2}$ (0.015-0.03).

lobopodium, pl. *lobopodia* [L. *lobus*, lobe, + (*pseudo*)*podium*.] A thick lobose pseudopodium.

lo'bosc, lo'bous. Lobate.

Lobstein's disease (lôb'stîn) [Johann Georg Lobstein, Strasburg pathologist, 1777-1835.] Constitutional fragility of the bones, fractures being readily produced by slight injuries. L's gan'gion, an inconstant enlargement on the sympathetic trunk a little above the diaphragm. L's placen'ta, placenta velamentosa.

lob'ular. Relating to a lobule.

lob'ulate, lob'ulated. Divided into lobules.

lob'ule [L. *lobulus*.] A small lobe or one of the subdivisions of a lobe. See *lobulus*. **cre'scentic** l. of the cerebellum, see *lobulus quadrangularis*.

lob'ulet, lobulette. A very small lobule or one of the smaller subdivisions of a lobe.

lob'ulus [L. dim. of *lobus* lobe.] Lobule, a small lobe or subdivision of a lobe.

1. **auriculæ**, lobule of the auricle, the dependent fleshy process at the lower portion of the auricle.

1. **biventer**, biventral lobule, a lobule on the under surface of each cerebellar hemisphere, divided by a curved sulcus into a lateral and a medial portion; corresponds to the pyramid of the vermis.

1. **centralis**, central lobule, a division of the superior vermis of the cerebellum between the lingula and the monticulus.

1. **fusiformis**, a small gyrus on the mesial aspect of the cerebral hemisphere below the fissura calcarina.

1. **gracilis**, slender lobule, the anterior portion of the posteroinferior lobule of the cerebellum, the posterior portion being the l. semilunaris inferior; the two correspond to the tuber of the vermis.

1. **paracentralis**, paracentral lobule, a division of the mesial aspect of the pallium, lying above the sulci cinguli and bounded by the precentral sulcus in front and the pars marginalis of the sulcus cinguli behind.

1. **parietalis inferior** [BNA], inferior parietal lobule, inferior parietal gyrus, the area of the parietal lobe of the cerebrum lying below the interparietal sulcus contains the angular and the supramarginal gyri.

1. **parietalis superior** [BNA], superior parietal lobule, superior parietal gyrus, the area of the convex surface of the parietal lobe of the cerebrum lying between the longitudinal fissure and the interparietal sulcus below the posterior central gyrus; it is continuous with the precrucens on the mesial aspect of the hemisphere.

1. **posteroinferior**, see l. *gracilis* and l. *semilunaris inferior*.

1. **quadrangulæris** [BNA], quadrangular lobule, quadratus, the main portion of the superior part of each hemisphere of the cerebellum, corresponding to the monticulus of the vermis; it is divided into two portions, the anterior and the posterior crescentic lobules, corresponding to the culmen and the declivity of the vermis.

1. **quadratus**, (=) l. *quadrangularis* [BNA], the precrucens.

1. **semilunaris inferior** [BNA], inferior semilunar lobule, posteroinferior lobule, the posterior lobule of the under surface of each cerebellar hemisphere, corresponding to the tuber of the vermis, by some term is applied to the posterior portion of the posteroinferior lobule, the anterior portion being called *gracilis*.

1. **semilunaris superior** [BNA], superior semilunar lobule, posterosuperior lobule, the posterior lobule of the upper surface of each cerebellar hemisphere, corresponding to the folium of the vermis.

lob'us [L.] Lobe.

1. **appendiculæris**, l. *linguiformis*, Riedel's lobe, an occasional tongue-like process extending downwards from the right lobe of the liver external to the gall-bladder; a similar process may, though rarely, extend from the left lobe.

1. **azygos**, a small accessory lobe, pyramidal in form, sometimes found on the lower part of the inner aspect of the right lung.

1. **biventralis**, lobulus biventer.

1. **cacuminis**, folium vermis.

1. **caudatus**, l. Spigelii, a lobe on the under surface of the liver posteriorly, separated from the right lobe by the fossa for the vena cava, from the left by the fossa for the ductus venosus, and from the quadratus lobe by the porta hepatis; the [BNA] makes l. *caudatus* and l. Spigelii synonymous, but usually l. *caudatus* is described as a narrow bridge of liver substance connecting the l. Spigelii with the right lobe, the process *caudatus* [BNA] of the caudate lobe.

1. **centralis**, central lobe of cerebrum, insula [BNA].

1. **clivus**, the clivus monticuli and the posterior crescentic lobules of the cerebellum considered as one lobe.

1. **culminis**, the culmen monticuli and the anterior crescentic lobules of the cerebellum considered as one lobe.

1. **cuneiformis**, lobulus biventer.

1. **falciformis**, falciform lobe, limbic lobe, gyrus fornicatus [BNA].

1. **frontalis**, frontal lobe, the portion of each cerebral

hemisphere anterior to the fissure of Rolando, or sulcus centralis.

l. gra'cilis, lobulus gracilis.

l. hep'atis dex'ter, right lobe of the liver, the largest of the lobes of the liver, separated from the left lobe above and in front by the attachment of the falciform ligament, from the caudate and quadrate lobes below by the fossae for the vena cava and for the gall-bladder, respectively.

l. hep'atis sinis'ter, left lobe of the liver, separated from the right lobe above and anteriorly by the attachment for the falciform ligament, from the quadrate and caudate lobes below by the umbilical fossa and the fossa for the ductus venosus, respectively.

l. lim'bicus, limbic lobe, gyrus* fornicatus [BNA].

l. occipita'lis, occipital lobe, the posterior pyramidal portion of each cerebral hemisphere, separated by no distinct surface markings from the parietal and temporal lobes (with the exception of the sulcus parieto-occipitalis) in the human adult; in the fetus its anterior boundary is marked on the outer surface by a groove, *fissura perpendicularis externa*, which corresponds to the "Affenspalte" or ape-fissure.

l. olfacto'ria, olfactory lobe, a rudimentary lobe of each cerebral hemisphere, consisting of an anterior lobule (olfactory bulb, olfactory trigone, and Broca's area) and a posterior lobule (the anterior perforated substance).

l. parieta'lis, parietal lobe, the middle portion of each cerebral hemisphere, separated from the frontal lobe by the central (Rolandic) sulcus, from the temporal lobe by the lateral (Sylvian) fissure in front and an imaginary line continuing it posteriorly, and from the occipital lobe only partly by the parieto-occipital on its medial aspect.

l. quadra'tus, (1) a lobe on the under surface of the liver anteriorly, separated from the right lobe by the fossa of the gall-bladder, from the left lobe by the umbilical fossa, and from the caudate lobe by the porta hepatis; (2) lobulus quadrangularis; (3) precuneus.

l. renas'tis [BNA], reniculus.

l. Spige'lii, **l. caudatus**.

l. tempora'lis, temporal lobe, a lobe on the outer side and under surface of each hemisphere; it is bounded above by the fissure of Sylvius and an imaginary line prolonged backward from this to the occipital lobe; posteriorly it is continuous with the occipital lobe from which it is separated only by an imaginary plane; on the under surface of the hemisphere it is separated from the hippocampal gyrus (limbic lobe) by the collateral fissure.

local [L. *localis*; *locus*, place.] Having reference or confined to a limited part; not general or systemic.

localiza'tion. 1. Limitation to a definite area. 2. The reference of a sensation to its point of origin. 3. The determination of the location of a morbid process. **cer'ebral l.**, the determination of the areas of the cerebral cortex in which are located the centers for various movements or processes.

local'ized. Restricted or limited to a definite part.

local'izer. An apparatus for determining, by means of the Roentgen rays, the location of a solid particle imbedded in the eyeball.

loch'ia (lo'ki-ah) [G. neut. pl. of *lochios*, relating to childbirth.] The discharge from the vagina of mucus, blood, and tissue debris, following childbirth.

lochia'l (lo'ki-al). Relating to the lochia.

lochiometra (lo-ki-o-me'trah) [G. *loch'ia* + *mētra*, womb.] Distention of the uterus with retained lochia.

lochiometritis (lo-ki-o-me-tri'(tre')tis). Puerperal metritis.

lochioperitonitis (lo-ki-o-per-i-ton-i'(e')tis). Puerperal peritonitis.

lochiopy'ra (lo-ki-op'i-rah) [G. *loch'ia* + *pyr*, fire, fever] Post-partum rise of temperature; puerperal fever.

lochiorrhag'ia (lo-ki-ō-ra'ji-ah) [G. *loch'ia* + *rhē-gny'mi*, I burst forth.] Lochiorrhea.

lochiorrh'ea, **lochiorrh'oea** (lo-ki-ō-re'ah) [G. *loch'ia* + *rho'ia*, a flow.] A profuse flow of the lochia.

lochioche'mis (lo-ki-ōs'kē-sis) [G. *loch'ia* + *schesis*, retention.] Retention of the lochia.

lock'-finger. Retention of one of the joints of a finger in a semiflexed position, not from ankylosis but in consequence of a fibrous growth on the extensor tendon.

lock'jaw. Tetanus; specifically, trismus.

Lock'wood's lig'ament [Charles Barrett Lockwood, English surgeon, contemporary.] A thickening of the lower portion of Tenon's capsule, attached to the lacrymal bone on one side, the malar bone on the other, acting as a suspensory ligament for the eyeball.

lo'co (Sp. crack-brained.) Loco-weed disease; a disease affecting cattle on the great plains of the western United States, caused by eating the loco weed; it is characterized by paresis, incoordination, dulness, and a tendency to become solitary in habit. **l. plant**, **l. weed**, a term applied to a number of plants of the family *Leguminosæ*, but especially to two: the purple, woolly, or stemmed l., *Astragalus mollissimus*; and the white or stemless l., *Aragallus lamberti*.

locoed (lo'kōd). Poisoned by the loco weed.

locoism (lo'ko-izm). Poisoning by loco weed.

locomot'ion [L. *locus*, place, + *motio*; *move*, to move.] Movement from one place to another.

locomot'ive. Locomotor.

locomot'or. Relating to locomotion, or movement from one place to another. **l. atax'ia**, tabes dorsalis.

locomoto'rial. Relating to the locomotor apparatus of the body.

locomoto'rium [L. *locus*, place, + *motorius*, moving.] The locomotor apparatus of the body.

locomot'ory. Locomotor.

loc'ular. Relating to a loculus.

loc'ulate. Containing numerous loculi.

loc'ulus, pl. **loc'uli** [L. dim. of *locus*, place.] A small cavity or chamber.

loc'um te'neus [L. *locus*, place, + *tenere*, to hold.] A substitute; a physician taking another's practice during the temporary absence or incapacity of the latter.

loc'us [L.] A place. **l. cæru'leus**, blue place, a shallow depression, of a blue color in the fresh brain, lying laterally in the upper portion of the rhomboidal fossa leading toward the aqueduct of Sylvius. **l. cine'reus**, **l. ferrugin'eus**, **l. cæruleus**. **l. minor'is resiste'ntiæ**, a place of less resistance, any part or organ which is more susceptible than the others to the attack of a morbid agent. **l. ni'ger**, substantia nigra. **l. perfora'tus anti'cus**, anterior perforated place or space, substantia perforata anterior [BNA]. **l. perfora'tus posti'cus**, posterior perforated place or space, substantia perforata posterior [BNA].

lo'dal. Trade name of an oxidation product of laudanose which slows the heart, causes a rise in blood-pressure, and produces contraction of the uterine muscle.

Lo'di Arte'sian Well, Indiana. Saline-sulphureted waters. Used by drinking in various disorders.

Loèche-les-Bains, Switzerland (lo-esh'-la-ban'). Simple thermal or calcareous or earthy waters, 70° F. to 124° F. About twenty springs. Used by drinking and bathing in scrofula, skin diseases, affections of the nervous system, gout, rheumatism, chronic bronchitis, syphilis, gastric irritability, rheumatic paralysis, stiff joints, surgical

contractures, old inflammatory exudations, sequelae of phlebitis, disorders of the pelvic viscera associated with neuralgia. May 15 to September 30. The German name of the spa is *Leukerbad*.

Loeffler's bacillus (lêf'ler) [Friedrich August Johannes Loeffler, German bacteriologist in Greifswald, *1852.] *Bacillus diphtheriae*. L.'s blood-serum, a culture medium consisting of 3 parts beef blood-serum and sheep's blood-serum and 1 part of beef bouillon containing 1 per cent. peptone, 1 per cent. glucose, and $\frac{1}{2}$ per cent. sodium chloride. L.'s caustic solution, an aqueous solution of tannin and sulphate of iron with the addition of an alcoholic fuchsin solution. L.'s methylene blue, made by adding 30 c.c. of concentrated methylene blue to 100 c.c. of a 0.01 per cent. solution of potassium hydrate. L.'s stain, for flagella, the specimen is treated with a mixture of ferrous sulphate, tannic acid, and alcoholic fuchsin, then stained with aniline-water fuchsin or gentian violet made alkaline with 0.1 per cent. sodium hydrate solution.

loeffleria (lêf-le'ri-ah). A condition in which the Klebs-Loeffler bacillus of diphtheria is present without producing any symptoms.

loemograph'ia. Lemnography.

loemol'ogy, loimol'ogy. Lemnology.

Loewe's ring (lê'veh). A circular chromophore which sometimes surrounds the aphose of the macula lutea when one looks toward a bright white object after regarding a blue field. L.'s test, for sugar in the urine, the presence of which is indicated by a dark precipitate on boiling with a mixture of bismuth subnitrate, sodic hydrate, and glycerin.

Loewenberg's canal' (lê'ven-berg) [Benjamin Benno Loewenberg, Parisian laryngologist of German birth, *1836.] L.'s scala. L.'s forceps, forceps with short curved blades ending in rounded grasping extremities, devised for the removal of adenoid growths in the nasopharynx. L.'s scala, scala media, ductus* cochlearis [BNA].

Loewenthal's reaction (lê'ven-tahl) [Wilhelm Loewenthal, German physician, *1850.] The agglutinative reaction in relapsing fever. L.'s tract, Marchi's tract, the cerebellospinal (descending) tract of the spinal cord.

Loewi's test (lê've). For pancreatic insufficiency: upon the instillation of one or two drops of a 1-1000 solution of adrenalin into the conjunctival sac, the pupil will dilate if disease of the pancreas is present, no result follows if the pancreas is healthy; the reliability of the test lacks proof.

logaditis (lo-gâ-di' (de')tis) [G. *logades*, the whites of the eyes, + *-itis*.] Scleritis.

logagno'sia [G. *logos*, word, + *a-* priv. + *gnôsis*, knowledge.] Aphasia.

logagraphia (log-â-graf'i-ah) [G. *logos*, word, + *a-* priv. + *graphô*, I write.] Agraphia.

logamne'sia [G. *logos*, word, + *amnêsia*, forgetfulness.] Aphasia.

logaphasia (log-â-fa'zi-ah) [G. *logos*, word, + *aphasia*, speechlessness.] Aphasia of articulation.

-logia [G. *logos*, discourse, treatise.] 1. A Greek suffix, expressing in a general way the study of the subject noted in the body of the word, or a treatise on the same; the English equivalent is *-logy*, or, with the connecting vowel, *-ology*. A number of words thus formed have been transformed bodily from the Greek, as *osteologia*, osteology; others have been formed on this model, as *urology*, laryngology, etc. 2. [G. *legô*, I collect.] A suffix with the signification of col-

lecting, picking, as in *carphologia*, picking of imaginary bits of straw or lint.

logocopho'sia [G. *logos*, word, + *kophôsis*, deafness.] Word-deafness.

logomania (log-o-ma'ni-ah) [G. *logos*, word, + *mania*, frenzy.] Garrulous insanity.

logoneurosis (log-o-nu-ro'sis) [G. *logos*, word.] A neurosis associated with a speech defect.

logopathy [G. *logos*, word, + *pathos*, suffering.] Aphasia or any speech disorder of cerebral origin.

logoplegia (log-o-ple'i-ah) [G. *logos*, word, + *pleg-* stroke.] Paralysis of the organs of speech.

logorrh'e'a, logorrhœ'a [G. *logos*, word, + *rhœ'* flow.] Garrulousness.

logospasm [G. *logos*, word, + *spasmos*, spasm.] Stuttering; explosive speech.

log'wood. Hamatoxylin.

Lohnstein's saccharom'eter (lôn'stîn). An apparatus for making a quantitative fermentation test of sugar in the urine.

loi'mic. Lemic.

loimograph'ia. Lemnography.

loimol'ogy. Lemnology.

loin [Fr. *longe*; L. *lumbus*.] Flank, the part of the side and back between the ribs and the pelvis.

Lombardi's sign (lawm-bar'de) [Antonio Lombardi, Italian clinician.] Venous varicosities in the neighborhood of the spinous processes of the 7th cervical and first 3 thoracic vertebrae in incipient pulmonary tuberculosis.

lo'ment, lomen'tum. In botany, a legume whose splits by transverse divisions.

Lon'don paste. A caustic of equal parts of caustic soda and unslaked lime, moistened with water at the time of application; soda cum calce (N.F.).

Lon'donderry Lith'ia Spring, New Hampshire. Alkaline-chalybeate-lithiated-aluminous-carbonated waters. Used by drinking in rheumatism, gout, neuralgia, gravel, giddiness, headache, insomnia, and other manifestations of the bicemic state.

Long's coefficient [John Harper Long, American physician, *1856.] The figures 2.6 by which the last two figures of the specific gravity of the urine are multiplied in order to obtain the number of grams of solids in 1000 c.c.

longevity (lon-jev'i-ti) [L. *longævus*, aged; *longæ*, long, + *ævum*, age.] Great length of life.

long'ing-mark. Birthmark, nevus.

longinymp'h (lon'ji-nimf) [L. *longus*, long, + *nymphæ*, labia minora.] Noting an hypertrophy of the labia minora, as in the so-called Hotchpotch apron.

longi'ssimus [L. superlative of *longus*, long.] Name applied to certain muscles; see *musculus longissimus*.

longitu'dinal [L. *longitudo*, length.] Running lengthwise; in the direction of the long axis of the bone or any of its parts.

longightedness (lawng-sit'ed-ness). Hyperopia.

longus (long'gus) [L. *longus*.] Term applied to certain muscles; see *musculus longus*.

Loo'mis's diarrhœ'a mixture [Alfred L. Loomis, New York physician, 1831-1895.] (N.F.) (M. of sassaparilla 1, tincture of opium 12, tincture of rhubarb 8, tincture of gambir 40, compound tincture of lavender to make 100; dose $\frac{1}{2}$ to 1 c.)

loop [Gael. *lab*, bend(?).] 1. A curve or complete bend in a cord or other cylindrical body, forming an oval or circular ring. 2. A mass or knot of a nerve or blood-vessel or urinary tubule. 3. A platinum wire, set in a glass handle, its extremity

bent into a small circle; used for transferring part of a bacterial colony to a fresh culture medium.

L.O.P. Abbreviation of left occipitoposterior presentation, the occiput of the fetus being in relation with the left sacroiliac joint of the mother.

opez-root. Toddalia.

ophoc'omí [G. *lophos*, tuft, + *komē*, hair of the head.] The negroid races of man having tufted hair, such as the Negritos, Papuans, Malanesians, and Hottentots.

oph'odont [G. *lophos*, ridge, + *odontos* (odont-), tooth.] Having the crowns of the molar teeth formed in transverse or longitudinal crests or ridges; opposed to *bunodont*.

ophop'orine. An alkaloid, $C_{13}H_{11}NO_3$, from *Ankaleonium lewinii*.

ophotrichea (lō-fō-trik'e-ah) [G. *lophos*, tuft, + *trichē* (trick-), hair.] Microorganisms having cilia or flagella arranged in one or more tufts.

ophotrichous (lō-fot'ri-kus). Having cilia or flagella arranged in one or more tufts.

orain's infan'tilism (lō-rañ'). Idiopathic infantilism.*

orantha'cese [G. *oros*, strong, + *anthos*, flower.] A family of parasitic plants, the mistletoes; it includes some twenty genera and five hundred species.

ordo'ma [G. *lordōma*.] Lordosis.

ordocollo'sis. Combined backward and lateral curvature of the spine.

ordo'sis [G. *lordōsis*.] Backward curvature of the spine; curvature with the convexity looking anteriorly.

orrenz's meth'od [Adolf *Lorens*, Viennese orthopedic surgeon, *1854.] Manual, non-bloody, reduction of congenital dislocation of the hip, with retention of the head of the femur in place by a plaster-of-Paris splint. L.'s sign, stiffness of the thoracic spine in early pulmonary tuberculosis.

Loreta's opera'tion (law-ra'tah) [Pietro *Loreta*, Italian surgeon, 1831-1889.] Gastrotomy followed by digital dilatation of a cicatricial stenosis of the pylorus.

lor'etin [after Pietro *Loreta*.] Metalodo-ortho-oxy-quinoline-anasulphonic acid, a yellow crystalline powder, odorless, slightly soluble in water; antiseptic, employed as a substitute for iodoform.

Loring's ophthalmoscope [Edward Greely *Loring*, New York ophthalmologist, 1837-1888.] See cut under *ophthalmoscope*.

Loriet lamp (lor-ta'). A form of electric lamp used in the Finsen light treatment.

lor'ophan. Trilodometacresol, occurs in colorless needle-shaped crystals insoluble in water; employed externally as an antiseptic and astringent in acute inflammatory conditions of the skin.

los [A.S. *los*, damage.] In life-insurance, a death claim.

lotio, gen. *lotio'nis*, pl. *lotio'nes* (lo'ti-o or lo'shyo) [L. a washing.] Lotion, wash, a class of preparations of the B.P. and N.F., consisting of a medicated liquid, usually containing an insoluble substance in suspension, employed externally. 1. *alutrin'gens* (N.F.), astringent lotion, Warren's styptic; sulphuric acid 38, oil of turpentine and alcohol each 31; astringent and styptic for local use. 2. *fla'va* (N.F.), yellow wash, similar to 1. *hydrargyri flava* (Br.). 3. *hydrargyri fla'va* (Br.). 4. *flava* (N.F.), yellow mercurial lotion, yellow wash; corrosive sublimate 30 grains, lime water 10 fluidounces; an application for venereal sores; the N.F. preparation is slightly weaker than this. 5. *hydrargyri nigra* (Br.). 6. *nigra* (N.F.), black

mercurial lotion, black wash; calomel 30 grains, glycerin $\frac{1}{2}$ fluidounce, mucilage of tragacanth 1½ fluidounces, lime water 10 fluidounces; an application for venereal sores; the N.F. preparation contains no glycerin or tragacanth. 7. *ni'gra* (N.F.), black wash, similar to 1. *hydrargyri nigra* (Br.). 8. *plum'bi et o'pii* (N.F.), lead and opium wash; lead acetate 1.75, tincture of opium 3.5, water 100; applied to sprains and bruises.

lotion (lo'shun) [L. *lotio*.] 1. A washing. 2. A wash; see *lotio*.

Louis's angle (loo-e') [Antoine *Louis*, Parisian surgeon, 1723-1792.] Angulus Ludovici, the angle, with forward convexity, between the manubrium and the body of the sternum. (The angle is referred to Antoine Louis on the authority of the dictionaries of Landouzy et Jayle and of Guttman; it is commonly, however, referred to Pierre Louis.)

Louis's law (loo-e') [Pierre Charles Alexandre *Louis*, Parisian physician, 1787-1872.] 1. Pulmonary tuberculosis usually begins in the left lung. 2. Every form of tuberculosis is accompanied by pulmonary localization.

Lou'isville Arte'sian Well, Kentucky. Saline-sulphureted-carbonated waters, 76.5° F. Used by drinking in dyspepsia, constipation, and functional liver disorders.

Lou'isville Min'er'al Springs, Kansas. The waters contain iron, sulphur, soda, magnesium, and carbonic acid gas, 60° F. Two springs. Used by drinking in dyspepsia, constipation, affections of the liver and kidneys, and general debility.

loupe [Fr.] A lens.

leaping-ill (low'ping-il). Leaping*-ill, thorter-ill.

louse, pl. *lice* (lows) [A.S. *lās*.] Pediculus, phthirus; an animal parasite infesting the hairy parts or the clothing. bod'y l., *Pediculus vestimentis*. crab l., *Phthirus inguinalis*. head l., *Pediculus capitis*.

lousiness (low'zi-nes). Pediculosis, phthiriasis.

lovage (luv'āj) [O.F. *luvesche*; L. *ligusticum*] Levisticum.

love'-sickness, Erotomania.

Lower Blue Lick Springs, Kentucky. Saline-sulphureted-carbonated waters. Used by drinking and bathing in engorgements of the abdominal viscera, in gastric catarrh and skin diseases.

Low'er's rings [Richard *Lower*, London physician, 1631-1691.] The four tendinous rings surrounding the orifices of the heart. L.'s tu'bercle, tuberculum intervenosum.

Lowy's test (lo'wi) [Otto *Lowy*, American pathologist.] A modification of the Abderhalden test applied to the diagnosis of cancer.

lox'a-bark. Pale Peruvian bark, the bark of *Cinchona officinalis*.

loxar'thon, loxar'thrus [G. *loxos*, slanting, + *arthron*, joint.] A deformity of a joint without dislocation or fracture, such as knock-knee or clubfoot.

lox'ia [G. *loxos*, slanting.] Wryneck, muscular torticollis.

loxophthal'mus [G. *loxos*, slanting, + *ophthalmos*, eye.] Heterophoria, strabismus, squint.

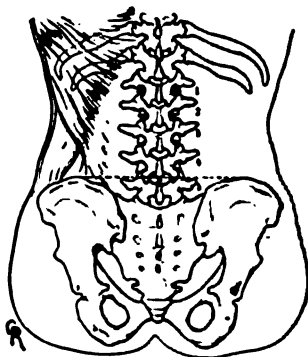
loxot'ic [G. *loxotēs*, obliquity.] Slanting, distorted, awry.

loxot'omy [G. *loxos*, slanting, + *tomē*, incision.] Amputation by means of an oblique incision through the soft parts; distinguished from a circular amputation.

loz'enge. A troche formerly of rhombic or "lozenge" shape, but now usually of disc form; see *trochiscus*.

Loxopterygium (loks-o-tē-rij't-um) [G. *loxos*, inclined,

- + *pteryx*, wing.] A genus of trees the bark of some species of which, red quebracho, is used as a substitute for cinchona.
- L.R.C.P.** Abbreviation of Licenciante of the Royal College of Physicians.
- L.R.C.S.** Abbreviation of Licenciante of the Royal College of Surgeons.
- L.S.A.** 1. Abbreviation of Licenciante of the Society of Apothecaries. 2. Abbreviation for left sacro-anterior presentation of the fetus, a breech presentation with the back of the child directed toward the left acetabulum of the mother.
- L.S.P.** Abbreviation for left sacroposterior presentation of the fetus, a breech presentation with the sacrum of the child directed toward the left sacroiliac articulation of the mother.
- Lu-barsch's crystals** [Otto *Lubarsch*, German pathologist, *1860.] Intracellular crystals in the testis resembling sperm crystals.
- lubrichondrin** [lu-brī-kon'drin]. Trade name of an antiseptic lubricant made from chondrus with formaldehyde and eucalyptol.
- Lucas's pressure probe** (loo'ka) [Johann Constantin August *Lucas*, Berlin otologist, 1835-1911.] A probe in a hollow handle at the bottom of which is a fine steel spring; it is used in producing a form of massage in the treatment of non-suppurative catarrhal otitis media.
- Lu-cas's sign** [Richard Clement *Lucas*, English surgeon, *1846.] Abdominal enlargement in rickets.
- Lucas-Championnière's disease** (lū-kah'shahñ-pe-on-e-air') [Just Marie Marcellin *Lucas-Championnière*, French surgeon, 1843-1913.] Pseudomembranous bronchitis.
- Luchon**, France (lū-shawñ'). Sulphurous waters, employed internally and externally in cutaneous, pulmonary, and rheumatic troubles.
- lu'cid** [*L. lucidus*; *lucere*, to shine.] Clear, distinct; marked by mental clarity.
- lucidification** [*L. lucidus*, clear, + *facere*, to make.] Clarification, making clear.
- lucid'ity**. Clarity, especially mental clarity.
- lu'cotherapy** [*L. lux* (*luc*), light, + *G. therapeia*, treatment.] Phototherapy.
- Ludovi'ci ang'ulus** [gen. of *Ludovicus*, Latinized form of Louis or Ludwig.] Louis's* angle.
- Ludwig's an'gina** (lood'vig) [Wilhelm Friedrich von *Ludwig*, Stuttgart surgeon, 1790-1865.] A phlegmonous inflammation of the floor of the mouth and upper part of the neck; it is a streptococcal infection occurring usually as a complication of some other disease; angina Ludovici, cynanche sublingualis; cynanche cellularis maligna gangrænosa.
- Ludwig's ang'le** (lood'vig) [Daniel *Ludwig*, German anatomist, 1625-1680.] The bend at the junction of the manubrium and body of the sternum usually called Louis's angle, after Antoine or Pierre Louis.
- Ludwig's gan'glia** (lood'vig) [Karl Friedrich Wilhelm *Ludwig*, German physiologist, 1816-1895.] Small collections of cells along the course of the cardiac nerves in the septum atriorum (interauricular septum). *L.'s lab'yrinth*, pars convoluta of the renal cortex, labyrinth(3).
- Luecke's test** (lūk'eh) [Georg Albert *Luecke*, German surgeon, 1829-1894.] For hippuric acid: add hot nitric acid to the urine and evaporate to dryness; the presence of hippuric acid is indicated by an odor of nitrobenzol upon further heating.
- lues** (lu'ez) [*L. pestilence*.] A plague, or pestilence; specifically, *l. vena'rea*, syphilis.
- lu'etin**. A killed culture of *Treponema pallidum* employed in the Noguchi cutireaction or luetin test for syphilis; see *Noguchi's test* (3).
- luet'ic**. Syphilitic. *l. mask*, see *mask*.
- Lugol's caus'tic** [J. G. A. *Lugol*, Parisian physician, 1786-1851.] Iodine 1, potassium iodide 2, water 2. *L.'s solution*, liquor* iodi compositus.
- Luhatschowitz**, Austria (loo-hah't'sho-vitz). A line-saline-bromo-iodized-carbonated water. Cold. Used by drinking in catarrhal affection, uric acid gravel, and gouty affections. Made to September 30.
- lumba'go** [*L. lumbus*, loin.] Rheumatism of the tendinous attachments of the muscles of the lumbar region, causing great pain and rigidity, osphalgia, osphyitis, lumbodynia.
- lum'bar**. Relating to the loins, or the part of the back and sides between the ribs and the pelvis. *l. punc'ture*, a puncture into the subarachnoid space of the spinal cord, made between the fourth and fifth lumbar vertebrae, in order to remove an excess of fluid, or a specimen of fluid for examination, or to inject an anesthetic solution. *l. re'gion*, the space on either side of the umbilical region bounded above and below by the subcostal and intertubercular lines; see cut under *ase'nal*. *l. ver'tebrae*, the five vertebrae between the thoracic vertebrae and the sacrum.
- lumboabdominal** (lum'bo-ab-dom'i-nal). Relating to the sides and front of the abdomen.
- lumbocolo'tomy**. The formation of an artificial anus by opening into the colon in the left lumbar region.
- lumbocolo'tomy**. Incision into the colon in the left lumbar region.
- lumbosac'tal**. 1. Relating to the lumbar and sacral regions. 2. Relating to the lumbar spine and the ribs, noting a ligament connecting the first lumbar vertebra with the neck of the twelfth rib.
- lumbodyn'ia** [*L. lumbus*, loin, + *adyn'ia*, pain.] Lumbago.
- lumbolliac** (lum-bo-il'f-ak). Lumbolungual.
- lumbolungual** (lum-bo-in'gwī-nal) [*L. lumbus*, + *ingen'um*, groin.] Relating to the lumbar and the inguinal regions, lumbolliac.
- lumboovarian** (lum-bo-o-va'ri-an). Relating to the ovary and the lumbar regions.
- umbosac'ral**. Relating to the lumbar spine and the sacrum.
- lum'bar**. 1. Relating to or resembling an earthworm, vermiform; lumbricoid. 2. Muscular; lumbricalis.
- lumbrica'tis** [*L. lumbricus*, an earthworm.] Cerebral.



LUMBAR PUNCTURE: The point of puncture is on a transverse line joining the summits of the two lumbar crests.

the worm-like muscles of the hand; see under *musculus*.

lumbricide (lum'brī-sid) [L. *lumbricus* + *cadere*, to kill.] 1. Destructive to lumbricoid worms. 2. An agent which kills intestinal worms.

lumbricoid [L. *lumbricus*, earthworm, + G. *eidos*, resemblance.] 1. Resembling an earthworm, vermiform. 2. A round worm parasitic in the human intestine, *Ascaris lumbricoides*.

lumbrico'sis. Infestation with lumbricoids or round intestinal worms.

lumbricus [L. an earthworm.] An intestinal parasitic worm, *Ascaris lumbricoides*.

lum'bus, gen. *lum'bi* [L.] The loin.

lu'men, pl. *lu'mina* [L. window.] The space in the interior of a tubular structure, such as an artery or the intestine.

lu'minal. 1. Relating to the lumen of a blood-vessel or other tubular structure. 2. Trade name of phenylethylbarbituric acid, recommended as an hypnotic, similar in action to veronal, given in doses of gr. 2½–5 (o. 15–o. 3). **L. so'dium**, a sodium salt of l., employed hypodermically in 20 per cent. solution.

luminif'erous [L. *lumen*, light + *ferre*, to carry.] Producing or conveying light.

lum'py-jaw. Actinomycosis in cattle.

lu'nacy [L. *luna*, moon.] Insanity.

lu'nar [L. *luna*, moon.] 1. Relating to the moon or to a month. 2. Resembling the moon, especially a half-moon, semilunar, crescentic. 3. Relating to the os lunatum, or semilunar bone of the carpus. 4. Relating to silver (the moon was the symbol of silver in alchemy). **l. bone**, os lunatum. **l. caustic**, nitrate of silver in pencil form.

lu'nare. Os lunatum.

lu'nate bone. Semilunar bone, os* lunatum.

lu'natic. An insane person, a madman.

lu'natic. Insane, crazy.

Lundvall's blood cri'sis (lood'vahl) [Halvar Lundvall, Swedish neurologist.] The change from leucopenia to leucocytosis in cases of improvement, and the reverse in deterioration, in dementia præcox.

lung [A.S. *lungen*.] One of a pair of viscera occupying the cavity of the thorax, the organs of respiration in which aëration of the blood takes place. The right lung is slightly larger than the left and is divided into three lobes (an upper, a middle, and a lower or basal), while the left has but two lobes (an upper and a basal). Each lung is irregularly conical in shape, presenting a blunt upper extremity (the *apex*), a concave base following the curve of the diaphragm, an outer convex surface (*facies costalis*), an inner or mediastinal surface (*facies mediastinalis*), a thin and sharp anterior border (*margo anterior*), and a thick and rounded posterior border (*margo posterior*). **brown indura'tion of the l.**, a condition characterized by consolidation of portions of the lungs consequent upon long-continued congestion due to heart disease. **dust-disease of the l.**, pneumoconiosis. **ñ'broid l.**, a l. which is the seat of chronic interstitial pneumonia. **inflamma'tion of the l.**, pneumonia. **l. fever**, pneumonia. **l. fu'be**, *Distoma ringieri*. **mason's l.**, pneumoconiosis. **miner's l.**, anthracosis, chalicosis. **pigment indura'tion of the l.**, brown induration of the l.

pneumonopathy, pneumopathy, pneumonosis, pneumonosis. **dropsy**, pneumonema, pneumochysis, hydropneumonia, pulmonary edema. **dust deposit**, pneumoconiosis, pneumoconiosis, anthracosis, chalicosis, siderosis, lithicosis, lithosis. **edema**, pneumonema, hydropneumonia, pneumochysis. **excision of a part**, pneumonectomy, pneumectomy, pulmonectomy. **istula**, pneumosyrinx. **fixation to thoracic wall**, pneumonoplexy, pneumoplexy. **fungous disease**, pneumomycosis. **gangrene**, pneumocace, pneumonecrosis, necropneumonia. **hemorrhage from**, pneumorrhagia, hemoptysis, pneumoptysis; stethomenia (vicarious menstruation). **hemorrhage into**, pneumohemorrhagia, pulmonary apoplexy. **incision**, pneumonotomy, pneumotomy, pneumatotomy. **inflammation**, pneumonitis, pulmonitis, pneumopleuritis, pleuropneumonitis, peripneumonitis. **measurement of capacity**, pneumometry, pneumonometry, pulmometry. **pain**, pneumonalgia, pneumonodinia. **plague involving**, pneumonopostis. **puncture**, pneumocentesis. **pust-containing cavity**, vomica. **science relating to**, pneumology. **softening**, pneumomalacia, pneumomalacia. **suture**, pneumonorrhaphy. **tuberculosis**, pneumonophthisis, pneumonophymatosis.

lung'er. Slang for consumptive.

lung'wort. The herb *Pulmonaria officinalis*, formerly used in pulmonary and bronchial affections.

lu'nula [L. dim. of *luna*, moon.] The opaque whitish semilunar area near the root of the nail. **l. val'vule semiluna'ris**, the free border of a semilunar valve at each side of the nodulus or corpus Arantii.

lu'panine. An alkaloid, C₁₅H₂₁N₃O, from the seed of *Lupinus albus*, *L. angustifolia*, and *L. perennis*.

lupet'azin. A white crystalline powder, resembling piperazin in its therapeutic action.

lu'piform [L. *lupus* + *forma*, form.] Resembling lupus.

lu'pine. A plant of the genus *Lupinus*, the seeds of some species of which are used for fodder, those of others contain poisonous alkaloids.

lupin'idine. Sparteine, an alkaloid from *Lupinus luteus* and *L. niger*.

lu'pinine. An alkaloid, C₁₀H₁₃N, from *Lupinus luteus*.

lupino'sis [L. *lupinus*, lupine.] Lathyrism.

lu'poid [L. *lupus* + G. *eidos*, resemblance.] Lupiform.

lupo'ma. One of the tubercles of lupus vulgaris.

lu'pous. Relating to lupus.

lu'pulin, **lupul'num** (U.S., Br.) [L. *lupulus*, dim. of *lupus*, hop-plant.] The glandular trichomes of the fruit of *Humulus lupulus*, the hop-plant; a light yellowish brown granular powder of bitter taste; antispasmodic and sedative in doses of gr. 2–5 (o. 13–o. 3).

lu'pulus. The hop-plant, *Humulus lupulus*.

lu'pus [L. wolf.] Tuberculosis of the skin, occurring in the form of reddish brown tubercles, aggregated in the form of nodules or patches; same as l. vulgaris. **acute' l.**, a form in which the disease advances rapidly with inflammatory symptoms. **Cazenave's l.**, l. erythematosus. **Hill'ard's l.**, l. marginatus. **l. annula'ris**, l. occurring in a spreading circle, healing in the center and spreading at the periphery. **l. discre'tus**, an eruption of isolated tubercles or groups of tubercles of lupus, scattered over the body. **l. dissemina'tus**, l. discretus. **l. erythema'todes**, l. erythema'tosus, l. sebaceus, l. superficialis, seborrheoa congestiva, ulerythema centrifugum; an eruption of flattish red papules, usually with a small white scale in the center of each, occurring in patches on the face and scalp—often on each cheek with a bridge extending over the nose (*butterfly eruption*); scarring follows healing of the eruption. **l. exfolia't'vus**, a desquamative form of l. **l. hyper-troph'icus**, (1) a form of l. in which the tubercles are grouped into prominent nodules constituting

abscess, pneumapostema. absence, apnea. cal-cula, pneumolith, pneumolith. collapse, atelec-tasia, pneumotelectasis, apneumatoses. congest-ion, pneumonema, stethemia, hypostasis pul-mum, dilata-tion of alveoli, emphysema, pneumonectasia. disease,

distinct tumors; (2) l. sclerosis. l. *liv'ido*, persistent cyanotic lesions on the extremities, possibly allied to the eruption of Raynaud's disease. l. *lymphat'icus*, lymphangioma circumscriptum. l. *marginat'us*, a disease of the skin, resembling l. verrucosus, situated on the hand and spreading up the arm. l. *papillomat'us*, l. verrucosus. l. *per'nio*, l. erythematodes of the ears and hands following chilblains. l. *psori'asis*, a form of l. in which there is a formation of scales simulating psoriasis. l. *sclero'sus*, a permanent thickening of the skin due to excessive connective-tissue formation in lupus. l. *serpigin'us*, a creeping l. which continually involves new areas of the skin on one side while healing with scar formation on the other. l. *tu'midus*, l. hypertrophicus. l. *verruco'sus*, (1) a warty or papillomatous vegetation springing from a lupous ulcer; (2) anatomical tubercle, verruca necrogenica, tuberculosis verrucosa cutis, a skin lesion having a warty papillary surface on a raised plaque with inflammatory base, with some exudation of pus on the surface that dries into crusts. l. *vulgar'is*, tuberculous lupus, see the main title. l. *vulgar'is erythematol'des*, a form of tuberculous l. having a superficial resemblance to l. erythematosus.

lu'ra [L. the mouth of a bottle.] The contracted termination of the infundibulum of the brain.

Lusch'ka's bur'sa [Herbert von Luschka, German anatomist, 1820-1875.] L.'s tonsil. L.'s cartilage (1) a small cartilaginous nodule sometimes found in the anterior portion of the vocal cord; (2) a small cartilaginous mass in the lower part of the faucial tonsil. L.'s cyst'ic glands, minute glandular lobules occupying little oval depressions in the wall of the gall-bladder near the neck. L.'s ducts, gland-like tubular structures in the wall of the gall-bladder, especially in the part covered with peritoneum. L.'s foram'ina, Key-Retzius* foramina. L.'s gland, (1) L.'s tonsil; (2) glomus caroticum; (3) glomus coccygeum. L.'s lig'ament, a fibrous band stretching between the anterior surface of the pericardium and the posterior surface of the sternum. L.'s ton'sil, pharyngeal tonsil.*

Lusk's contrac'tion ring [William T. Lusk, New York physician, 1838-1897.] Bandl's* ring.

Lust'garten's bacill'us (loost'gar-ten) [Sigmund Lustgarten, New York dermatologist, born in Austria, 1857-1911.] A bacillus, resembling the smegma bacillus, formerly thought to be the specific microorganism of syphilis.

Lust'ig's plague se'rum [Alessandro Lustig Italian pathologist, contemporary.] An antitoxic and bactericidal serum obtained by immunizing horses with a substance prepared by dissolving plague bacilli in a 1 per cent. caustic soda solution, filtering, and precipitating with dilute hydrochloric acid.

lu'sus natu'rae [L. a joke of nature.] A monstrosity or congenital abnormality.

lu'tein (lu'te-in). 1. The yellow pigment in the corpus luteum, or any lipochrome. 2. An internal secretion of the ovary which, with ovulin and folliculin, constitutes the hormone oophorin.

lu'tidin. A liquid, C₇H₅N, obtained by the action of caustic potassa on cinchonine; antispasmodic.

luxa'tio [L. *luxare*, to dislocate.] Luxation. l. *imperfec'ta*, sprain.

luxa'tion [L. *luxatio*.] Dislocation.

Luxeuil les Bains, France (lük-séye-la-ban') Saline, and chalybeate-manganic waters. The saline springs register from 48° F. to 125° F.; the others, 80° F. to 84° F. Eleven springs. Used by drink-

ing and bathing in anemia, nervous affections, debility, rheumatism, especially intestinal rheumatism, paralysis, gastralgia, chronic constipation, and diseases of women. June 10 to September 30.

luxu'riant [L. *luxuriare*, to run riot.] Exuberant growing in excess.

lux'us [L. extravagance, luxury.] Excess of any sort. l. *breath'ing*, unnecessarily deep and terrible inspiration. l. *consump'tion*, excessive consumption of food beyond the needs of the organism. l. *heart*, combined dilatation and hypertrophy of the heart.

Luys' bod'y (lü-és') [Jules Bernard Luys, French physician, 1828-1897.] Nucleus hypothalamica, a small ganglion beneath the optic layer, connected above with the corpus striatum and below with the superior cerebellar peduncle. L.'s me'dian cen'ter or nu'cleus, the internal nucleus of the optic layer.

Luys sep'a'rator (lü-és') [Georges Luys, Paris surgeon, contemporary.] A diaphragm attached to a curved and doubly tunnelled sound, by means of which the cavity of the bladder is divided into two compartments, so that the urine entering from each ureter may be collected separately.

lycan'thropy [G. *lykos*, wolf, + *anthropos*, man.] The insane delusion that the subject is a wolf. Possibly a mental atavism of the were-wolf superstition.

ly'cetol. Dimethylpiperazine tartrate; a white, odorless, soluble powder, made by the reaction of glycerin and ammonium chloride during distillation; employed as a diuretic and uric-acid solvent in doses of gr. 15-30 (1.0-2.0) per day.

lycoc'tonine. An alkaloid, possibly the same as pseudaconine, obtained from *Aconitum lycoctonum*, an exceedingly poisonous species of aconite.

lycoma'nia. Lycanthropy.

Lycoper'don [G. *lykos*, wolf, + *perdomai*, I break wind.] A genus of fungi, the puffballs.

ly'copin. A resinous extract of lycopus, a brownish powder of bitter taste; employed as an internal hemostatic in doses of gr. 1-5 (0.06-0.3).

lycopo'dium [G. *lykos*, wolf, + *pous* (pod-), foot.] (U.S.) Vegetable sulphur, the spores of *Lycopodium clavatum* and other species of *L.* club-moss, a yellow, tasteless, and odorless powder; employed as a dusting powder and in pharmacy to prevent the agglutination of pills in a box. It is employed in eclectic practice in the treatment of dyspepsia, catarrhal cystitis, spasmodic retention of urine in children, congestive headache, vertigo, and boils, in doses of gr. 5-10 (0.3-0.6) of the specific preparation every hour. In homeopathic practice it is employed for pyrosis, constipation, brick-dust deposit in the urine, jaundice, and impotence, in the 30th potency.

ly'copus [G. *lykos*, wolf, + *pous*, foot.] Bugleweed, the whole plant *Lycopus virginicus*, an herb of eastern and central North America, hemostatic and astringent, employed in diarrhea in doses of gr. 5-30 (0.3-2.0). L. *europae'us*, the bitter bugle-weed of Europe is employed as a tonic in doses of 3j-i (2.0-4.0) of the fluid-extract.

lycorex'ia [G. *lykos*, wolf, + *orexis*, appetite.] Bulimia.

lye (li) [A.S. *lêh*.] Lixivium, the liquid obtained by leaching wood ashes; a solution of potash or soda.

ly'gosine. The sodium salt of a condensation product of acetone and salicylic aldehyde, a true diorthocresylketone; employed externally as a

bactericide in gonorrhea, vaginitis, and ulcerative skin diseases, in 2 to 10 per cent. solution.

lying-in'. 1. Confinement, labor, childbirth. 2. Relating to childbirth, obstetrical.

lymph [L. *lympa*, clear spring water.] 1. A clear yellowish or light straw-colored fluid, resembling chyle in chemical composition, but containing less fibrinogen and fat, which circulates in the lymph spaces, or lymphatic vessels, of the body; it consists of a clear liquid, *liquor lymphæ*, and white cells, *lymphocytes*. 2. Vaccine. **an'imäl** L., vaccine virus derived from the heifer. **aplas'tic** L., an inflammatory l. containing little fibrin and many leucocytes, which therefore does not tend to form a fibrinous exudate or become organized. **blood-l.**, l. exuded from the blood-vessels and not derived from the tissues. **bo'vine** l., animal l. **corpus'cular** L., aplastic l. **euplas'tic** L., inflammatory l. containing much fibrin and few leucocytes, which tends to become organized. **hu'man-ized** L., vaccine l. derived from the human subject. **inflam'matory** L., a yellowish, usually coagulable fluid effused on the surface of an inflamed serous membrane or any wound. **Koch's** l., tuberculin. **l-cell**, lymphocyte. **l-channel**, the space in a l.-node through which the lymph circulates. **l.corpus'cle**, lymphocyte. **l.-gland**, **l.-node**, lymphaden, lymphoglandula.* **l.-scrotum**, see *lymph-scrotum*. **l.-sinus**, l. space (r). **l.-space** (r) any cavity or circumscribed dilatation of a l.-vessel filled with lymph; (2) l.-channel. **l.-vessel**, lymphatic (3), lymphangion, vas*, lymphaticum. **tissue-l.**, lymph, as distinguished from blood-l. **vaccine** L., the dried serum from the vesicles of vaccine in the heifer (bovine l.) or man (humanized l.).

lymph'aden [L. *lympa* + G. *adên*, gland.] A lymph node, lymphoglandula.*

lymphad'enecta'sia [*lymphaden* + G. *ektasis*, extension.] Enlargement of a lymph-node.

lymphad'mia. Hyperplasia of the lymph-nodes. **l os'tium**, myelomatosis.

lymphad'enism. 1. Enlargement of the lymphatic glands. 2. The general symptoms of lymphadenoma.

lymphadenitis (limf-ad-en-í'('e')tis). Inflammation of a lymph node. **paratuberc'ulous** L., an enlargement of the mesenteric and other lymph-nodes containing no tubercle bacilli, but associated with the presence of tuberculosis in some other region.

lymphad'enoid [*lymphaden* + G. *eidós*, resemblance.] Relating to, or resembling, or derived from a lymph-node.

lymphadenoma (limf-ad-e-no'mah) [*lymphaden* + G. *-ôma*.] 1. An enlarged lymph-node. 2. A circumscribed hyperplasia of lymphoid tissue, lymphoma. **malignant** L., lymphosarcoma. **mul'tiple** L., Hodgkin's* disease.

lymphadenomatosis (limf-ad'e-no-mă-to'sis). A condition marked by the occurrence of multiple lymphadenomatous growths, lymphomatosis. **gen'eral** L. of bones, Kahler's* disease.

lymphadenomatous. Relating to lymphadenoma.

lymph'educt. Lymphoduct, a lymphatic vessel.

lymph'e'mia. Lymphemia.

lymphagogue (limf'ă-gog) [L. *lympa* + G. *agôgos*, drawing forth.] An agent which promotes an increase of fluid in the lymph-channels.

lymphangitis (lymf-an-je-í'('e')tis). Lymphangitis.

lymphang'ial. Relating to a lymphatic vessel.

lymphangectas'ia [L. *lympa* + G. *angeion*, vessel, + *ktasis*, extension.] Dilatation of the lymphatic vessels; lymphangiectasis, lymphangioma.

lymphangecto'des [L. *lympa* + G. *angeion*, vessel,

+ *ektasis*, dilatation, + *eidós*, appearance.] Lymphangioma circumscriptum.

lymphangitis (limf-an-je-í'('e')tis). Lymphangitis.

lymphan'gioendothelio'ma. Lymphendothelioma.

lymphangiology (limf'an-ji-ol'o-ji) [*lymphangion* + G. *-logia*.] The branch of medical science which deals with the lymphatic system.

lymphangioma (limf'an-ji-o'mah) [L. *lympa* + G. *angeion*, vessel, + *-ôma*.] A circumscribed enlargement and new formation of the lymphatic vessels. 1. **capilla're varico'sum**, l. circumscriptum. 1. **caverno'sum**, cavernous lymphangiectasia, cavernoma lymphaticum, a condition of marked dilatation of the lymphatic vessels forming cavities of varying size filled with lymph. 1. **circumscrip'tum**, l. superfcium, l. capillare varicosum, a localized new formation and dilatation of the cutaneous lymphatics. 1. **cys'ticum**, cystic lymphangiectasia, a condition marked by the occurrence of multiple cysts, filled with lymph. 1. **sim'plex**, simple lymphangiectasia, a circumscribed area of dilatation in moderate degree of the lymphatic vessels. 1. **superfic'ium sim'plex**, l. circumscriptum. 1. **tubero'sum mul'tiplex**, a skin disease marked by the occurrence of multiple reddish cystic nodules, chiefly on the trunk, due to enlarged lymph spaces in the cutis with proliferation of the endothelium; it resembles spiradenoma in all but its location. 1. **xanthelas-moid'eum**, a capillary l. with colloid degeneration of the elastic tissues of the skin, marked by the occurrence of yellowish or whitish brown plaques scarcely, if at all, raised above the level of the skin.

lymphangio'matous. Relating to lymphangioma.

lymphan'gion [L. *lympa*, lymph, + G. *angeion*, vessel.] A lymphatic vessel, vas lymphaticum [BNA].

lymphangiophlebitis (limf-an-je-o-flē-bí'('be')tis). Inflammation of the lymphatics and veins.

lymphan'gioplasty [L. *lympa*, a clear fluid, + G. *angeion*, vessel, + *plassô*, I form.] The formation of artificial lymphatics by the introduction of buried silk threads, with the object of draining the tissues (e.g. of the "brawny arm" in cases of mammary carcinoma) when the lymphatic vessels are obliterated.

lymphangiot'omy [*lymphangion* + G. *tomê*, incision.] 1. The anatomy of the lymphatics. 2. Incision of lymphatic vessels.

lymphan'giosar'coma. A tumor possessing the characteristics of both lymphoma and sarcoma.

lymphangitis (limf-an-ji'('je')tis) [L. *lympa*, lymph, + G. *angeion*, vessel, + *-itis*.] Inflammation of the lymphatic vessels. 1. **epizootica** (ep-i-zo-ot'i'-kah), a blastomycosis of the skin and trachea in the horse.

lymphat'ic [L. *lymphaticus*.] 1. Relating to the lymph. 2. A lymph-node. 3. A lymphatic vessel. 4. Sluggish in disposition. **l. cachex'ia**, Hodgkin's disease. 1. **dyscra'sia**, (r) status lymphaticus; (2) Hodgkin's disease. 1. **gland**, l. **node**, lymphaden, lymphoglandula. 1. **sarco'ma**, lymphosarcoma. 1. **tissue**, lymphoid* tissue. 1. **vessel**, vas lymphaticum, lymphangion.

lymph'atism. 1. A condition in which there is an excess in the lymphoid or tonsillar structures. 2. The lymphatic temperament. 3. Status lymphaticus. 4. A condition marked by sluggishness in the vital processes.

lymphatidis (limf-ah-ti'('te')tis). Inflammation of the lymphatic vessels or nodes.

lymphatol'y'sis [G. *lysis*, solution.] Destruction of the lymphatics or lymphoid tissue.

lymphatolyt'ic. Destroying the lymphatics or lymphoid tissue.

lymphectasia (limf-ek-ta'si-ah) [G. *ektasis*, extension.] Dilatation of the lymphatics.

lymphede'ma, lymphode'ma [L. *lymph*, lymph, + *oidema*, a swelling.] Edema due to obstruction of the lymphatics, as in elephantiasis and lymph-scrotum.

lymphemia, lymphæ'mia [*lymph*(ocyte) + G. *haima*, blood.] The presence of lymphocytes in large number in the blood, as in leucemia.

lymphendothelio'ma. A tumor formed by proliferation and dilatation of the lymphatics with marked overgrowth of the endothelium of the vessels; see *perithelioma*.

lymphenteritis (limf-en-ter-i'(e')tis) [L. *lymph*, lymph, + G. *enteron*, intestine, + *-itis*.] Inflammation of the peritoneal covering of the intestine.

lympherythrocyte (limf-er'i-thro-sit). An erythrocyte.

lymphiza'tion. The formation of lymph

lymph-node. Lymphoglandula.

lymphoadeno'ma. Lymphadenoma.

lymph'oblast [*lymph*(ocyte) + G. *blastos*, germ.] Myeloblast.

lymphocoe (lim'fo-sél) [L. *lymph*, lymph, + G. *kêlê*, tumor.] Lymphocyst, a cystic tumor containing lymph.

lymphocerastium (lim-fo-ser'as-tizm) [lymph + G. *kerastos*, mixed, mingled.] The process of formation of lymphoid cells.

lymph'ocyst [L. *lymph*, lymph, + G. *kystis*, bladder.] Lymphocoele.

lymphocyte (lim'fo-sit) [L. *lymph*, lymph, + G. *kytos*, cell.] 1. A white blood corpuscle having no granules in its cytoplasm. There are two varieties of lymphocytes; (a) the *small lymphocytes*, about the size of a red corpuscle, having a large, homogeneously staining nucleus; these form from 20 to 25 per cent. of the white corpuscles; (b) the *large lymphocytes*, from 2 to 3 times the size of the preceding and containing a relatively larger proportion of cytoplasm; they form only about 1 per cent. of the white corpuscles. 2. Lymph-corpuscle, a granular white cell indistinguishable from a white blood-corpuscle.

lymphocythe'mia, lymphocythæ'mia [*lymphocyte* + G. *haima*, blood.] Lymphocytosis, lymphemia.

lymphocyt'ic. Relating to lymphocytes.

lymphocytoblast (lim-fo-si'to-blast) [*lymphocyte*, + G. *blastos*, germ.] The mother cell of a lymphocyte.

lymphocyto'sis. A form of relative leucocytosis in which there is an increase in the number of lymphocytes.

lymphocytozoon (lim'fo-si-to-zo'on) [L. *lymph*, lymph, + G. *kytos*, cell, + *zoon*, animal.] A supposed genus of parasitic amoeboid cells found in lymphocytes or uninuclear leucocytes. L. *coba'yæ* Kurloff's* body. L. *pall'idum*, Ross's* body.

lymphoder'mia. A condition due to any disease of the cutaneous lymphatics. 1. *pernicio'sa*, leucemia cutis.

lymph'oduct [L. *lymph*, lymph, + *ductus*, duct.] A lymphatic vessel, lymphangion.

lymphogen'ic. Lymphogenous, having origin from lymph or the lymphatics.

lymphogenous (lim-foj'en-us) [L. *lymph*, lymph, + G. *gennao*, I produce.] 1. Originating from lymph or the lymphatics, lymphogenic. 2. Producing lymph.

lymphoglan'dula [L. *lymph*, lymph, + *glandula*, gland.] [BNA] A lymphatic gland or node, lymph-node; one of a number of nodules of

various sizes and shapes found along the course of the lymphatic vessels; they are composed chiefly of lymphoid tissue.

lymphoid [L. *lymph*, lymph, + G. *oides*, appearance.] 1. Resembling lymph. 2. Adenoid cell or element, a small non-granular basophilic cell with large nucleus, found in lymphoid tissue. 3. tissue, a tissue composed of a connective-tissue framework containing lymphoid cells in its meshes.

lymphoididity (lim-foy-did'i-ti). A state in which lymphoid characteristics are present.

lymphoidocyte (lim-foy'do-sit) [*lymphoid* + G. *kytos*, cell.] Myeloblast.

lymphoi'dotoxe'mia, lymphoi'dotoxæ'mia. Lymphatism, status* lymphaticus.

lympholeu'cocyte. Lymphocyte(1).

lymphology. Lymphangiology, the branch of medical science relating to the lymphatics.

lymph'oma, pl. lympho'mata [L. *lymph*, lymph, + G. *ōma*.] A tumor composed of lymphoid tissue.

lymphadenoma. atyp'ical 1., lymphosarcoma, malignant 1., Hodgkin's disease. multiple 1. lymphomatosis. typ'ical 1., lymphomatosis.

lymphomato'sis. Multiple lymphoma, the occurrence of deposits of lymphadenoid tissue generally throughout the body.

lympho'matous. Relating to lymphoma.

lymphomegaloblast (lim-fo-meg'al-o-blast). A megablast containing no hemoglobin.

lymphomonocyte (lim-fo-mo'no-sit) [*lymphocyte* + *monocyte*.] A large uninuclear leucocyte

lymphomyelocyte (lim-fo-mi'el-o-sit). Myeloblast

lymphomyelo'ma. A medullary tumor composed largely of round cells, resembling lymph-tissue.

lymphomyxo'ma. A soft non-malignant tumor containing lymphoid tissue.

lymphopenia (lim-fo-pe'ni-ah) [*lymphocyte* + *penia*, poverty.] A reduction, relative or absolute, in the number of lymphocytes in the circulating blood.

lymphop'athy [L. *lymph*, lymph, + G. *pathos*, suffering.] Any disease of the lymphatic vessels or glands.

lymphoplasm (lim'fo-plazm). Spongioplasm.

lymphoplasmia (lim-fo-plaz'mi-ah). Absence of hemoglobin in red blood-cells.

lymphopoietic (lim'fo-poy-et'ik). Producing or relating to the production of lymphocytes.

lymphorrhæ'gia [L. *lymph* + G. *rhagymai*, I burst forth.] Lymphorrhea.

lymphorrhæa, lymphorrhœa (lim-for-re'ah) [L. *lymph*, lymph, + G. *rhoia*, a flow.] An escape of lymph on the surface from ruptured lymphatics

lymphosarco'ma, pl. lymphosarco'mata. A tumor formed by infiltration of lymphoid tissue by small round cells.

lymph'osarcomato'sis. A condition marked by the occurrence of multiple independent lymph-sarcomata.

lymphotaxis (lim-fo-tak'sis) [*lymphocyte* + *taxis*, orderly arrangement] The exertion of a power of attraction or repulsion of lymphocytes

lymph'otome. An instrument for removing adenoid growths in the rhinopharynx.

lymphot'omy. 1. The anatomy of the lymphatic system. 2. Removal of adenoid growths.

lymphotoxe'mia [L. *lymph*, lymph, + *toxos*, poison, + *haima*, blood.] Status lymphaticus

lymphotrophy [L. *lymph*, lymph, + *trophi*, nourishment.] Nourishment of the tissue of lymph in parts devoid of blood-vessels.

lymph-scro'tum. Elephantiasis of the scrotum

with varicose lymphatics, due to the presence of filariae.

lymphu'ria [*lymph* + *G. ouron*, urine.] Discharge of lymph in the urine.

lymph-var'ix, pl. *lymph-var'ices*. The formation of varices or cysts in the lymph-nodes in consequence of obstruction in the efferent lymphatics.

lymph-vas'cular. Relating to the lymphatic vessels.

hypema'nia (hi-pe-ma'ni-ah [*G. lypē*, sadness, + *mania*]) Melancholia, depressive insanity.

hypothymia [*G. lypē*, sadness, + *thymos*, mind.] Lypomania.

ly'ra [*L.* and *G. lyre*.] Psalterium, lyre of David, commissura* hippocampi [BNA].

lysar'gin. Trade name of a preparation of colloidal silver, used like the organic silver salts as an antiseptic.

lyse'mia [*G. lysis*, solution, + *haima*, blood.] Hemoglobinuria.

lys'idine. Ethylene-ethenyldiamine, occurring in pinkish crystals; employed in 50 per cent. solution in the treatment of the uric-acid diathesis, in doses of 30-60 (2.0-4.0). 1. **bitar'trate**, a colorless crystalline powder soluble in water; employed in the uric-acid diathesis in doses of gr. 15-45 (1.0-3.0).

lysim'eter [*G. lysis*, solution, + *metron*, measure.] An apparatus for determining the degree of solubility of any substance.

lys'in [*G. lysis*, solution.] A specific antibody which acts destructively upon cells and tissues; the different lysins are designated, according to the parts acted upon, hemolysin, bacteriolysin, nephrolysin, etc.

lys'is [*G. solution* or *loosening*.] 1. The gradual subsidence of the symptoms of an acute disease; a form of the curative process, distinguished from *crisis*. 2. The destruction of blood-cells, bacteria, etc., by a specific lysin; according to the form of cell destroyed the process is called hemolysis, nephrolysis, bacteriolysis, etc.

ly'soform. Trade name for a liquid formaldehyde potash soap, antiseptic and deodorant; employed in solution or ointment in the treatment of psoriasis and various skin diseases, bromidrosis, alopecia, and for the sterilization of surgical instruments.

ly'sogen. An antigen causing the production of a specific lysin.

lysogen'ic. Relating to the formation of lysins.

lys'ol. Trade name of a mixture of soaps and phenols, obtained by boiling a mixture of tarry oils, resins, fats, and alkalis; an oily brownish liquid having an odor of creosote; employed as a disinfectant dressing and wash for the hands in 2 to 4 per cent. solution.

lys'sa [*G. lyssa*, fury.] Rabies, hydrophobia.

lyss'in. 1. The virus of rabies. 2. Hydrophobinum.

lyssophobia (lis'o-fo'bi-ah) [*G. lyssa*, rabies, + *phobos*, fear.] 1. A morbid fear of acquiring rabies. 2. A neurosis resembling hydrophobia in its symptoms, sometimes affecting one who has been bitten by a supposedly rabid dog and who is morbidly apprehensive of having the disease.

lysul'fol. Trade name of a black mass said to be a mixture of lysol and sulphur; recommended as a local application in psoriasis, scabies, and prurigo.

lyt'ic. Relating to lysis in either sense.

M

M. Abbreviation for myopia or myopic; for *mille*, a thousand; in prescriptions, for *misce*, mix.

m. Abbreviation for meter, minim.

m-. Abbreviation, in chemistry, for *meta-* [Greek m.] Abbreviation for micron.

ma. Abbreviation for milliamper.

M.A. Abbreviation for meter angle.

M + Am. Abbreviation for compound myopic astigmatism.

macaco-worm (mah-kah'ko-wurm). The grub of a fly, *Dermatobia* noxialis*.

McArthur's meth'od [Louis Linn McArthur, American surgeon, *1858.] Enteroclysis by means of a catheter introduced into the ductus choledochus, in toxic cases following operation on the gall-bladder.

McBurney's incision [Charles McBurney, New York surgeon, *1845.] An incision parallel with the course of the external oblique muscle, one or two inches from the anterior superior spine of the ilium; employed in the operation for appendicitis. **McB.'s point**, a point between $1\frac{1}{2}$ and 2 inches above the anterior superior spine of the ilium, on a straight line joining that process and the umbilicus, where pressure of the finger elicits tenderness in cases of appendicitis.

McCallister's Soda Springs, Oregon. Cold. Two springs. Used by drinking in malaria, dyspepsia, and rheumatism.

McClintock's sign [Alfred Henry McClintock, Irish physician, 1822-1881.] A pulse rate of over 100, an hour or more after childbirth, indicative of post-partum hemorrhage.

MacConkey's bile-salt agar [Alfred Theodore MacConkey, English physician, contemporary.] See under *agar*. **MacC.'s bile-salt bouillon**, see under *bouillon*.

MacCormac's re'flex. Crossed knee-jerk; when the patellar tendon is struck, adduction of the opposite leg results.

Macdowell's fre'nium. That part of the tendon of the pectoralis major which extends into the muscular substance.

mace [L. *macis*.] Arillus myristicæ, the arillode, or husk, surrounding the nutmeg; employed for the same purposes as nutmeg.

macerate (mas'ur-ät) [L. *macerare*, to make soft, to soak.] To soften by steeping or soaking.

maceration (mas-ur-a'shun). 1. [L. *macerare*, to soak.] Softening by the action of a liquid. 2. [L. *macer*, lean.] Emaciation.

Macewen's opera'tion (mak-u'en) [Sir William Macewen, Scotch surgeon, *1848.] Supracondyloid osteotomy of the femur for knockknee. **M.'s sign**, **M.'s symp'tom**, percussion of the skull one or two inches behind the junction of the frontal, parietal, and temporal bones gives a more resonant note in cases of abscess of the brain or of internal hydrocephalus.

McGavin meth'od. Filigree* implantation.

Mache unit (mah'kheh) [Heinrich Mache, Vienna, physicist, *1876.] A unit of measure of radium emanation; abbr. M.u., in German writings M. E. thousand Mache units denote the amount of action in equilibrium with 2700 mg. of m; 1 microcurie equals 2670 Mache units.

macies (mä'se-ëz) [L. *leanness*.] Emaciation.

macintosh (mak'in-tosh) [after the inventor, Charles Macintosh, Scotch chemist, 1766-1843.] A waterproof cloth or tissue made by treating with a solution of india-rubber; used for waterproof garments and in surgical dressings.

ma'cis. Mace, the arillode or seed covering of nutmeg (*myristica*); similar in its properties to nutmeg.

McKees' line. A line drawn from the tip of the cartilage of the eleventh rib to a point an inch and a half to the inner side of the anterior superior spine, then curved downward, forward, and inward to just above the internal abdominal ring; a guide to the common iliac artery.

Mackenrodt's meth'od (mahk'en-rôt) [Alwin Karl Mackenrodt, German gynecologist, *1850.] Vaginal fixation of the round ligaments for the correction of backward displacement of the uterus.

Macken'zie's amputa'tion. A modification of Syme's amputation at the ankle joint, the flap being taken from the inner side; see cut under *amputation*.

Macken'zie's disease [James Mackenzie, London physician, contemporary.] X-disease.

macken'zol [after Sir Morell Mackenzie, English laryngologist, 1837-1892.] Trade name of an antiseptic solution for use as a spray in diseases of the upper respiratory tract.

mack'intosh. Macintosh.

MacLean'-Max'well disease' [Charles Murray MacLean, Canadian physician in West Africa, contemporary; James Laidlaw Maxwell, English physician in Formosa, contemporary.] A chronic enlargement of the posterior third of the aorta accompanied by pain on pressure and on walking.

Macleod's rheumatism [Roderick Macleod, Scotch physician, 1795-1852.] Rheumatoid arthritis with abundant serous effusion in the affected joints.

macrencepha'lia, **macrenceph'aly** [G. *makros*, large, + *enkephalos*, brain.] Hypertrophy of the brain; the condition of having a large brain.

macrobacte'rium [G. *makros*, large.] A bacterium of large size, megabacterium.

macrobio'sis [G. *makros*, long, + *bios*, life.] Longevity.

macroblast [G. *makros*, large, + *blastos*, germ.] Megaloblast.

macrobrachia (mak-ro-bra'ki-ah) [G. *makros*, long + *brachion*, arm.] Condition of having abnormally large or long arms.

macrocar'dius [G. *makros*, large, + *kardia*, heart.] A monster with abnormally large heart.

macroceph'alia, **macroceph'aly** [G. *makros*, long, large, + *kephale*, head.] 1. Dolichocephaly. 2. Megalocephaly.

macroceph'al'ic. Macrocephalous.

macroceph'alous. Having a long or large head.

macrochemistry (mak-ro-kem'is-tri). The employment of chemical tests, the reactions of which (color change, effervescence, etc.) are visible to the naked eye; distinguished from microchemistry. **macrochilia** (mak-ro-ki'li-ah) [G. *makros*, large, +

cheilos, lip.] A condition of permanent swelling of the lip due to the presence of greatly distended lymph spaces; cavernous lymphangioma of the lip.

macrochiria (mak-ro-ki'ri-ah) [G. *makros*, large, + *cheir*, hand.] Cheiromegaly; abnormal size of one or both hands.

macrococ'cus. One of a group of bacterial cocci of large size, megacoccus.

macroco'lon [G. *makros*, long, + *kōlon*, colon.] A sigmoid colon of unusual length.

macrocor'nea [G. *makros*, large.] A cornea of unusual size or projection; megalocornea.

macrocytase (mak-ro-si'tāz). According to Metchnikoff, a cytase or complement, formed by the large uninuclear leucocytes, which acts upon the animal cells, blood-corpuscles, etc.

macrocyte [G. *makros*, large, + *kytos*, cell.] 1. A large uninuclear leucocyte, macrophag. 2. A large erythrocyte present in pernicious anemia.

macrocyth'e'mia, **macrocyth'emia** [G. *haima*, blood.] The presence of macrocytes in unusual number in the blood. **hyperchromat'ic m.**, m. in which the large red cells contain an undue amount of hemoglobin.

macrocyto'sis. Macrocythemia.

macrodac'tylism [G. *makros*, long, + *daktylos*, finger.] Dactylomegaly; megalodactylism; abnormal size of one or more fingers or toes.

macrodac'tyly, **macrodac'tyl'ia**. Macroductylism.

macro'dont [G. *makros*, large, + *odontos* (odont-), tooth.] Having large teeth, megadont.

macrodon'tia, **macro'dontism**. The presence of abnormally large teeth.

macroerythroblast (mak-ro-er't-thro-blast). Macronormoblast, a cell derived by mitosis from a mesolymphoidocyte.

macroesthesia, **macroesthesia** (mak'ro-es-the'zi-ah) [G. *makros*, large, + *aisthēsis*, sensation.] A subjective sensation of large size of all objects touched.

macrogamete (mak-ro-gam'ēt) [G. *makros*, large, + *gamete*, wife.] The female element in anisogamy, or conjugation of unicellular organisms of unequal size; it is the larger of the two cells, more full of reserve material, and but little if at all motile; megagamete.

macrogametocyte (mak-ro-gam'e-to-sit) [*macrogamete* + *kytos*, cell.] The mother-cell producing the macrogametes, or female elements of sexual reproduction in Protozoa.

macrogamy. [G. *makros*, large, + *gamos*, marriage.] Conjugation of two adult cells or gametes.

macrogen'esy [G. *makros*, large, + *genesis*, origin, production.] Gigantism.

macrogl'ossia [G. *makros*, large, + *glōssa*, tongue.] Enlargement of the tongue, due usually to local lymphangiectasia, or to muscular hypertrophy; megaloglossia.

macrography [G. *makros*, large, + *graphō*, I write.] Writing with very large letters, sometimes observed in the insane.

macrola'bia [G. *makros*, large, + *L. labium*, lip.] Macrochilia.

macroleucoblast (mak-ro-lu'ko-blast). An excessively large leucoblast.

macroma'nia [G. *makros*, large, + *mania*, frenzy.] 1. Megalomania. 2. A delusion that all objects surrounding the subject, or the subject himself or his members, are of immense size.

macromas'tia [G. *makros*, large, + *mastos*, breast.] Macromastia, abnormal size of the breasts.

macroma'zia [G. *makros*, large, + *masos*, breast.] Macromastia.

macrome'lia [G. *makros*, large, + *melos*, limb.] Megalomelia, abnormal size of one or more of the extremities.

macrom'elus [G. *makros*, large, + *melos*, limb.] A monster with abnormally large extremities.

macromere (mak'ro-mēr) [G. *makros*, large, + *meros*, part.] A blastomere of large size.

macromerozoite (mak-ro-me-ro-zo'it) [G. *makros*, long, large, + *merozoitis*.] A large merozoite.

macromono'cyte. An excessively large monocyte.

macronormoblast (mak-ro-nor'mo-blast). Macroerythroblast.

macronormochromoblast (mak-ro-nor'mo-kro'mo-blast). A large normoblast, macroerythroblast.*

macronu'cleus [G. *makros*, large.] The larger of the two nuclei in infusoria; it governs the vegetative metabolic functions, and has nothing to do with reproduction; trophonucleus, somatic nucleus.

macronychia (mak-ro-nik'i-ah) [G. *makros*, large, + *onyx* (onych-), nail.] Abnormal size of the nails of fingers or toes.

macropathology [G. *makros*, large.] The part of pathology which deals with the gross anatomical changes of disease.

macrophag, **macrophage** (mak'ro-fag, mak'ro-fāj) [G. *makros*, large, + *phag* (ocyt-).] One of the large uninuclear or transitional leucocytes, phagocytic especially for other cells of the body, animal cells, such as the malarial parasite, and pigment; according to Metchnikoff this form is probably the main source of antitoxin.

macrophag'ocyte. Macrophag.

macrophal'us [G. *makros*, long, + *phallos*, penis.] Abnormally large size of the penis, megalopenis.

macrophthal'mous [G. *makros*, large + *ophthalmos*, eye.] Having abnormally large eyes.

macropla'sia [G. *makros*, large, + *plasis*, moulding, formation.] Overgrowth, hypertrophy, hyperplasia; gigantism.

macro'poda [G. *makros*, large, + *pous* (pod-), foot.] Abnormally large size of the feet.

macropromyelocyte (mak'ro-pro-mi'el-o-sit). A promyelocyte derived from a large instead of a small lymphoidocyte.

macro'psia [G. *makros*, large, + *opsis*, vision.] The subjective perception of objects as larger than they are.

macrorrhin'ia [G. *makros*, large, + *rhis* (rhin-), nose.] Excessive size of the nose, either congenital or pathological.

macroscelia (mak-ro-se'li-ah) [G. *makros*, large, + *skelos*, leg.] Abnormal length or thickness of the legs.

macroscop'ic [G. *makros*, large, + *skopeō*, I view.] Noting an object which is visible to the naked eye, megascopic.

macroscop'ical. Relating to macroscopy or the examination of objects without the aid of a magnifying glass or microscope.

macrosc'opy. The examination of objects with the naked eye.

macrosmatic (mak-roz-mat'ik) [G. *makros*, large, + *osmē*, smell.] Noting an abnormally keen olfactory sense.

macroso'mia [G. *makros*, large, + *sōma*, body.] Abnormally large size of the body.

macrospore [G. *makros*, large, + *sporos*, seed.] One of the larger spores of certain protozoans, their size being due to their paucity.

macrosto'mia [G. *makros*, large, + *stoma*, mouth.] Abnormally large size of the mouth.

macro'rothin. Cimicifugin.

macro'rotome [G. *makros*, large, + *tomē*, cutting.] An instrument for making gross anatomical sections.

mac'ula, pl. *mac'ulae* [L. a spot.] 1. A small spot, or what appears as a spot on section, differing in color from the surrounding tissue. 2. A small discolored patch or spot on the skin, not elevated above the general surface; macule. 3. A moderately dense opacity of the cornea. **mac'us'tica**, acoustic macula or spot; an oval area about 3 mm. in length in the wall of both sacculus and utriculus in the membranous labyrinth; each of these maculae consists of fusiform nucleated supporting cells, between which are flask cells (also nucleated) having a hair-like process projecting from the free extremity of each, hence called *hair-cells*; on the surface of each macula is a collection of rhombic calcium carbonate crystals called *otoconia*; the macula is in relation with the nerve-fibers which terminate in arborizations around the hair-cells. **m. al'bida**, pl. *maculae al'bidae*, one of a number of white spots or patches, sometimes observed post mortem on the serous layer of the pericardium. **m. atroph'ica**, an atrophic glistening white spot in the skin, usually following a circumscribed hemorrhage. **m. caeru'lea**, blue spot, a bluish stain on the skin caused by the bites of fleas, lice, or other cutaneous parasites. **m. cor'nea**, macula(3). **m. cribro'sa**, one of three areas (*inferior*, *media*, and *superior*) on the wall of the vestibule of the labyrinth, marked by numerous furamina giving passage to nerve-filaments supplying portions of the membranous labyrinth; sometimes a fourth (*m. cribrosa quarta*) is described, giving passage to the cochlear nerve. **m. fla'va**, a yellowish spot at the anterior extremity of the rima glottidis where the two labia vocalia join. **m. germina'ti'va**, germinal spot.* **m. gonorrhoe'ica**, a spot of brighter red than the surrounding membrane, the congested lips of the duct of Bartholin's gland sometimes seen in gonorrhea. **m. lac'tea**, *m. al'bida*. **m. lu'tea**, yellow spot, a small orange-yellow area on the inner surface of the retina at a point corresponding to the posterior pole of the eyeball, and therefore in the visual axis. **m. tendin'ea**, *m. al'bida*.

mac'ular. Relating to or marked by macules, spotted.

mac'ulate. Marked by macules, spotted.

macula'tion. The formation of macules; the presence of macules.

macule (mak'ul) [L. *macula*, spot.] A small, smooth, circumscribed area of discoloration of the skin; see *macula*.

maculocer'eb'ral. Relating to the macula lutea and the brain, noting a type of nervous disease marked by degenerative lesions in both the retina and the brain.

maculopap'ule. A papule rising from a macule.

MacWill'iam's test [John Alexander MacWilliam, English physician, *1857.] On the addition of a few crystals of salicyl-sulphonic acid to thirty drops of urine in a small test-tube, a precipitate not dissipated on heating indicates albumin; if boiling clears the urine the precipitate is albumose.

mad [A.S. *gemdd*.] 1. Rabid, hydrophobic. 2. Insane.

madaro'ma. Madarosis.

madaro'sis [G. making bald.] Loss of the eyebrows or of the eyelashes.

Mad'dox doub'le prism [Ernest Edmund Maddox, English ophthalmologist, contemporary.] Two prisms with their bases in close apposition, employed in testing for torsion of the eyeball. **M.'s rod**, a glass rod, or series of parallel glass rods, set at the center of an opaque disc; when held in front

of one eye it converts the image of a candle into a streak of light, and the position of the streak in relation to the image of the candle seen by the other eye indicates the presence and degree of heterophoria.

Mad'elung's deformity [Otto Wilhelm Madelung, German surgeon, *1846.] *Manus valgus radii curvus*. M.'s neck, a diffuse symmetrical deposit of fatty tissue in the neck. **M.'s sign**, increased difference between the axillary and rectal temperatures in purulent peritonitis.

malescent (mad-es'ent) [L. *madescere* to become moist.] Becoming moist; slightly moist.

Madu'ra foot [*Madura*, a district in Madras, India] Mycetoma.

Magendie's fora'men (mä-zahñ-de') [François Magendie, French physiologist, 1783-1855] Median aperture of the fourth ventricle, metapore, an opening in the roof of the fourth ventricle a short distance above the calamus scriptorius, by which the cavity communicates with the sub-arachnoid space. **M.'s law**, Bell's law, the anterior spinal roots are motor, the posterior are sensory. **M.'s solu'tion**, liquor morphine hypodermicus (N.F.). **M.'s spa'ces**, spaces between the pia and arachnoid at the level of the fissures of the brain.

Magendie-Hertwig sign (mä-zahñ-de' hair'twig) Skew deviation of the eyes, one eye being directed higher than the other.

magistry (maj'is-ter-i) [L. *magister*, master] 1. Precipitate or other medicinal preparation supposed to have been authoritatively compounded. **magistral** (maj'is-tral) [L. *magister*, master.] 1. Relating to a master or one in authority, authoritative. 2. Noting a medicinal preparation compounded according to a physician's prescription.

mag'ma [G. a soft mass or salve.] 1. A soft mass left after extraction of the active principles. 2. A salve or thick paste. **m. magne'sia** (N.F.) magnesia magma, milk of magnesia; an aqueous suspension of very finely divided magnesium hydroxide made by the interaction of magnesium sulphate and sodium hydroxide; antacid and laxative in doses of 32 (8.0), containing about gr. 6 (0.4) of magnesium hydroxide. **m. reticu-lare**, delicate strands running between the nucleus and the wall of the blastocyst.

magna'lum. An alloy of aluminum with magnesium, lighter in weight, but harder, than aluminum.

Magnan's sign (man-yon') [Valentin Magnan, Parisian alienist, *1835.] Paresthesia in the psychosis of cocaine habitués, who imagine they have a foreign body, in the shape of a powder or fine sand, under the skin, and that it is constantly changing its position. **M.'s trom'b'one move-ment**, an involuntary forward and back movement of the tongue when it is drawn out of the mouth, occurring in general paralysis of the insane.

magne'sia. Magnesium oxidum. **m. al'ba**, magnesia carbonas. **cal'cined m.**, magnesia oxidum. **Hen'ry's m.**, a proprietary preparation of ponderosa. **Hus'band's m.**, a proprietary preparation similar to Henry's m. **m. le'vis** (Br.), light magnesia, magnesia oxidum. **m. ponderosa** (Br.), heavy magnesia, magnesia oxidum ponderosum.

magne'sium [G. *Magnesia*, a region in Thessaly whence magnesia was largely obtained in ancient times.] A mineral element, symbol Mg, atomic weight 24.32, of silvery luster, the base of the alkaline earth magnesia. It burns with an

intense white light, very rich in actinic rays, and is therefore employed in photography. **magne'si ben'zoas**, magnesium benzoate, a white crystalline powder, recommended in gout and renal lithiasts in doses of gr. 3-15 (0.2-1.0). **magne'si boroci'tras**, magnesium borocitrate, occurs in the form of a white powder or colorless scales; employed as a urinary antiseptic in doses of gr. 15-30 (1.0-2.0). **magne'si carbo'nas** (U.S., Br.), magnesium carbonate, *magnesia alba*, a white odorless powder of a slight earthy taste, insoluble in water; the U.S.P. recognizes but one form, the light carbonate, but in the B.P. there are two forms: *magnesi carbonas levis*, light magnesium carbonate, and *magnesi carbonas ponderosus*, heavy magnesium carbonate, the latter being somewhat granular and heavier; employed in gastric and intestinal acidity in doses of gr. 10-60 (0.6-4.0). **magne'si ci'tras efferve'scens**, effervescent magnesium citrate; magnesium carbonate 60, citric acid 46, sodium bicarbonate 34, sugar 8, moistened with alcohol, passed through a sieve, and dried to a coarse granular powder; laxative in doses of 3-13 (4.0-12.0). **m. group**, three of the basylous elements, magnesium, zinc, and cadmium. **magne'si lac'tas**, magnesium lactate, occurring in white acicular crystals soluble in 30 parts of water; laxative in doses of gr. 15-60 (1.0-4.0). **magne'si ox'idum** (U.S.), magnesium oxide, *magnesia*, *magnesia levis* (Br.), light *magnesia*, calcined *magnesia*, a fine white odorless powder of an earthy taste, insoluble in water; antacid and laxative in doses of gr. 15-30 (1.0-2.0). **magne'si ox'idum pondero'sum** (U.S.), heavy magnesium oxide, *magnesia ponderosa* (Br.), heavy *magnesia*; antacid and laxative in doses of gr. 15-30 (1.0-2.0). **magne'si salicyl'as**, magnesium salicylate, occurring as faintly reddish crystals, soluble in 10 parts of water; recommended in typhoid fever in doses of gr. 15-20 (1.0-1.3). **magne'si ste'aras**, see *asbestos*. **magne'si ste'aras**, magnesium stearate, *dolomol*. **magne'si sul'phas** (U.S., Br.), magnesium sulphate, Epsom salt, occurs in the form of acicular crystals (sometimes confused, with untoward result, with those of oxalic acid), of bitter, disagreeable, saline taste, soluble in water; purgative in doses of 3½ (16.0); externally employed as an analgesic in arthritis and other superficial inflammations; magnesium sulphate is the active ingredient of most of the advertised natural laxative waters. **magne'si sul'phas efferve'scens** (U.S., Br.), effervescent magnesium sulphate, effervescent Epsom salt; magnesium sulphate 500, sodium bicarbonate 403, tartaric acid 211, citric acid 136, moisten, pass through a sieve, and dry to a coarse granular powder; the B.P. formula is slightly, though not essentially, different; purgative in doses of 3½-1 (16.0-32.0). **magne'si sul'phas**, magnesium sulphate, a white powder, slightly soluble in water; recommended in pyemic conditions in doses of gr. 15-30 (1.0-2.0).

magnet [G. *magnēs*.] Lodestone, magnetite, native magnetic oxide of iron, a body which has the property of attracting particles of iron and which has magnetic polarity, i.e. when freely suspended, it tends to assume a definite direction between the magnetic poles of the earth. This is a natural magnet; an artificial magnet is a bar or horseshoe-shaped piece of iron which has been made magnetic by contact with another magnet. **electro-magnet**, a bar of iron rendered magnetic by the passage round it of an electric current. **m. operation**, the drawing out of a fragment of iron

or steel from the eyeball by means of a powerful electromagnet.

magnet'ic. Relating to a magnet; possessing magnetism.

Magnet'ic Min'eral Spring, Indiana. Saline-calcic waters, 50° F. Used by drinking and bathing in various disorders.

magnetism. 1. The property of mutual attraction or repulsion possessed by magnets. 2. The science which has to do with magnets and their properties.

magnetiza'tion. Rendering magnetic.

magnetolectricity (mag'nē-to-el-ek-tris'tī-tī) Electricity generated by the action of a magnet.

magnetother'apy [G. *therapeia*, treatment.] Treatment of disease by the application of a magnet.

magn'itudor. Musculus adductor magnus.

magnification (mag'nī-fi-ka'shun) [L. *magnum*, great, + *facere*, to make.] 1. Apparent increase in size of an object viewed under the microscope; when noted, this increased size is expressed by a figure preceded by X, indicating the number of times its diameter is apparently enlarged. 2. Noting, in a lens, the degree of penetration as well as of amplification.

magnify. To cause to appear of larger size.

magnolia. The bark of various species of *Magnolia*, sweet bay, swamp laurel, beaver tree, shrubs and trees of the eastern coast of North America; employed as a bitter tonic and diaphoretic in doses of 3½-1 (2.0-4.0).

Magno'lia Spring, Georgia. Chalybeate-sulphurous waters. Used by drinking and bathing for various disorders.

mag'num [L. *magnum*, large.] Os magnum.

Magnus's sign of death (mahg'noos). Constriction of a limb or one of its segments is not followed by venous congestion of the distal part.

mag'olan. Trade name of an organic phosphorus compound, calcium anhydro-oxydiamine-phosphate, recommended in the treatment of diabetes.

Maher's disease' (mah'er). Paracolpitis.

Mah'ler's sign [Richter A. *Mahler*, German obstetrician, contemporary.] A gradual increase in the rapidity of the pulse, without change in temperature, in venous thrombosis in the puerperium.

maid'enhead. The hymen.

maidism (ma'dizm) [*Zea mays*, maize.] Pellagra.

Maier's si'aus [Rudolf *Maier*, German physician, 1824-1888.] An infundibuliform depression on the internal surface of the lacrymal sac.

maieusiomania (mi-u-si-o-ma'nī-ah) [G. *maieusis* childbirth, + *mania*.] Puerperal insanity.

maieusiophobia (mi-u-si-o-fo'bi-ah) [G. *maieusis*, childbirth, + *phobos*, fear.] Extreme dread of the pains of childbirth.

maieutic (mi-u'tik) [G. *maieutikos*, relating to obstetrics.] A rubber bag for dilatation of the cervix uteri; it is inserted over the end of a catheter and then inflated with gas or water; see cut.

maieutics (mi-u'tiks) [G. *maieutikos*, relating to midwifery.] Obstetrics.

maim (mām). 1. To disable or cripple by an injury. 2. A hurt, injury, trauma.


main (mañ) [Fr.] Hand. **m. en crochet** (oñ krō'sha'), a permanent flexure of the fourth and fifth fingers, resembling the hand of a woman crocheting with three fingers bent to guide the thread. **m. en griffe**, griffin-claw. **m. succulente** (sū-kū-lont'), edema of the hand.

maisonneuve (ma-zon-név') [J. G. *Maisonneuve*.] A form of urethrotome with concealed knife, which is passed to the point of stricture and

expanded to the desired degree, and then the knife is exposed and cuts the stricture.

Maisonneuve's operation (ma-zon-něv') [Jacques Gilles Maisonneuve, Parisian surgeon, 1809-1897.] Intestinal anastomosis. **M.'s urethrotome**, an instrument for cutting urethral strictures, see the preceding title.

Maissiat's band (may-se-ä') [Jacques Henri Maissiat, Parisian anatomist, 1805-1878.] Iliotibial band, tractus* iliobibialis.



HORROCK'S MAIEUTIC: A, Fastened over the tip of a catheter ready for insertion.

maize. Indian corn, *Zea mays*.

make. The closure of an electric circuit and establishment of the current.

Makeham's hypothesis. A development of Gompertz's hypothesis as to the law of mortality following some mathematical law. **M.** assumed that death was the consequence of two generally coexisting causes: (1) chance, (2) a deterioration or increased inability to withstand destruction; the first of these is constant, the second is an increasing geometrical progression.

mal [Fr.; *L. malum*, an evil.] A disease or disorder; an evil. **grand m.** (grahn'), a severe, or major, attack of epilepsy, marked by convulsions, first tonic, then clonic, oscillating pupils, feeble pulse, stupor, and unconsciousness. **haut m.** (o') [Fr. high], grand m. **m. de caderas** (kah-da'rahs) [Sp. cadera, hip], a disease of horses in South America caused by infection with *Trypanosoma equinum*. **m. de Cayenne**, elephantiasis. **m. de colt** (ko-e'), dourine. **m. de los pin'tos**, pinta. **m. de Meleida** (ma-la'dah), endemic symmetrical keratoderma of the extremities occurring on the island of Meleida off the coast of Dalmatia. **m. de mer**, seasickness. **m. de San Laz'aro**, elephantiasis. **petit m.** (pě-te') [Fr. small], a mild, or minor, attack of epilepsy, characterized by momentary unconsciousness but without convulsions other than slight twitching of the muscles of the face or extremities.

ma'la [L. cheek-bone.] 1. The cheek, bucca. 2. Cheek-bone, os zygomaticum.

Malacarne's pyramid (mah-lah-car'na) [Michele Vincenzo Giacinto Malacarne, Italian surgeon, 1744-1816.] A lobule on the under surface of the cerebellum, the posterior portion of the vermis. **M.'s space**, posterior perforated space, substantia* perforata posterior.

mal'chite green (mal'a-kit). A dye which has been employed in trypanosomiasis by injection m. 5 (1.0) of a 1-2000 solution

malac'ia [G. *malakia*, a softness.] A softening of any of the tissues.

malaco'ma. Malacia.

malacoplakia (mal-ä-ko-pla'ki-ah) [G. *malakos*, soft + *plax*, a plaque.] The presence of soft fungus-patches in the mucous membrane of a hollow organ, as the stomach or the bladder.

malaco'sis. Malacia.

malaco'teon [G. *malakia*, softening, + *osteon*, bone.] Osteomalacia.

malaco'tomy [G. *malakos*, soft, + *tomē*, incision.] Incision of soft parts, especially of the abdominal wall.

malac'tic [G. *malaktikos*, softening.] Emollient.

maladie du coït (mal-ä-de' dü ko-e') [Fr. *maladie* from coitus.] Dourine.

mal'ady [Fr. *maladie*, illness.] Disease, *illness*, especially a chronic, usually fatal, disease.

malag'ma [G. a poultice.] A cataplasm or emollient.

malaise (mä-läz') [Fr. discomfort.] A feeling of general discomfort or uneasiness, an out-of-sorts feeling, often the first indication of an infection.

mal'akin. Salicylparaphenetidin, an antipyretic, analgesic, and anthelmintic remedy, used in doses of gr. 8-15 (0.5-1.0).

mal'anders [L. *malandria*, pustules on the neck of a horse.] Psoriasis at the flexure of the knee in the horse.

ma'lar. Relating to the mala, the cheek or cheek-bone. **m. arch**, zygoma. **m. bone**, os zygomaticum.

mala'ria [It. *malo* (fem. *mala*), bad, + *aria*, referring to the old theory of the miasmatic origin of the disease.] A disease caused by the presence of a protozoan parasite of the red blood-corpuscles. **Acute malaria** (intermittent* or remittent*) appears under three chief forms: tertian* fever caused by *Plasmodium vivax*, quartan* fever caused by *P. malaria*, and estivo-autumnal* fever caused by *P. praecox*. The disease is transmitted by the bite of a mosquito of the genus *Anopheles* which has previously sucked the blood of a person suffering from malaria. The unicellular parasite has two cycles of existence: the sexual in the body of the mosquito, the asexual in the human blood. A malarial attack or paroxysm consists of a chill, accompanied and followed by fever, with its attendant general symptoms, and terminates in a sweating stage. The paroxysms which are caused by the sporulation of the parasite recur every second day in tertian fever, every third day in quartan fever, at indefinite but frequent intervals in estivo-autumnal fever. In pernicious malaria the usual symptoms are very severe and are complicated by gastroenteric, hemorrhagic, or cerebral disturbances. **Chronic malaria**, malarial cachexia, develops after frequently repeated attacks of one of the acute forms; it is marked by profound anemia, enlargement of the spleen, emaciation, mental depression, and muscular weakness. See the fevers mentioned, congestive chill, hemoglobinuria, and malarial cachexia.*

mala'rial. Relating to or caused by malaria.

mal'arin. Acetophenonephenetidin citrate, a colorless crystalline powder, slightly soluble in water, recommended as an antipyretic and analgesic in doses of gr. 7½-15 (0.5-1.0).

mala'rious. Relating to or characterized by the prevalence of malaria.

Malassez's disease (mal-ab-sä') [Louis Charles Malassez, French physiologist, 1842-1910.] Cystic degeneration of the testis. **M.'s method**, for staining the neuroglia; stain the section E

ammoniacal picrocarmine, place in a 40 per cent. solution of potassa for 10 minutes, wash in distilled water, treat with concentrated acetic acid, mount in glycerin.

Malassezia [Louis Charles *Malassez*.] A genus of fungi, various species of which have been identified as the cause of tinea flava and other forms of tinea in the tropics.

mal'assimila'tion. Incomplete or faulty assimilation.

mal'ate. A salt of malic acid.

malaxa'tion [*L. malaxare*, to soften.] 1. The preparation of a soft mass for making pills. 2. A kneading process in massage.

mal diges'tion. Imperfect digestion.


male [*L. masculus*.] Masculine; noting the sex of a man as distinguished from that of a woman.

malomis'sion (mal-e-mish'un) [*L. malus*, weak, + *e*, out, + *mittere*, to send.] Failure of the semen to be ejected from the urethra in coitus.

Malerba's test (mahler-er'bah) [Pasquale *Malerba*, Italian physician, contemporary.] For acetone, the presence of which is indicated by the appearance of a red color on the addition of dimethyl-paraphenyldiamine.

malforma'tion. A congenital deformity.

Malgaigne's amputa'tion (mal-gân') [Joseph François *Malgaigne*, Parisian surgeon, 1806-1865.] Amputation of the foot with preservation of the astragalus to form the stump. **M.'s appara'tus**, a double-inclined plane for fracture of the thigh. **M.'s foss'a**, fossa carotica. **M.'s her'nia**, infantile inguinal hernia prior to the descent of the testis. **M.'s hooks**, hooks which seize the upper and lower fragments of a fractured patella and are then approximated by screws. **M.'s tri'angle**, the superior carotid triangle.



MALGAIGNE'S HOOKS. (Landonsey and Jayle.)

mal'ic [*L. malum*, apple.] Relating to apples. **m. acid**, an acid, $C_4H_4O_6$, found in apples and various other tart fruits.

malig'nancy. The property or condition of being malignant; virulence; noting the characteristic of a cancerous growth as distinguished from a benign neoplasm.

malignant [*L. malignare*, to do anything maliciously.] Resistant to treatment; occurring in severe form; tending to grow worse, and (in the case of a tumor) to recur after removal. **m. pur'pura**, epidemic cerebrospinal meningitis. **m. tumor**, cancer.

malig'nin. A supposed intracellular ferment which endows cancer cells with their malignant character, having the property of digesting normal tissues in an acid medium.

malinger (mă-lin'jur) [Fr. *malinger*, poor, weakly.] To sham; to affect an illness, usually in order to escape work or excite sympathy.

malingerer (mă-lin'jur-ur). One who feigns disease.

malingering (mă-lin'jur-ing). Feigning disease.

mal'is [*G.* a distemper.] Any parasitic skin disease. **m. pedic'uli**, pediculosis, lousiness, phthiriasis.

Mall's for'mula [Franklin Paine *Mall*, Baltimore embryologist, *1862.] The age (in days) of an embryo is indicated by the square root of its length (measured from vertex to breech) in millimeters multiplied by 100. **M.'s ovum**, a specimen of an impregnated ovum about 13 days old; and another 26 days old.

mall'eable [*L. malleus*, a hammer.] Capable of being beaten out into a thin plate, noting certain metals such as gold and silver.

mallea'tion. A sort of hammering movement of the hands against the thighs, a form of tic.

mallein (mal'e-in). A glycerin extract of a culture of the glanders bacillus (*B. mallei*), employed in the diagnosis of glanders, a rise of temperature and tumefaction at the site of injection denoting a positive reaction.

mall'enders. Malanders.

malleoincudal (mal-e-o-in'ku-dal). Relating to the malleus and the incus in the tympanum.

malle'olar. Relating to one or both malleoli.

malle'olus [*L.* dim. of *malleus*, hammer.] One of two rounded bony prominences on either side of the ankle-joint. **m. latera'lis** [BNA], lateral m.; external or outer m., the process at the outer side of the lower end of the fibula, forming the projection of the outer ankle. **m. media'lis** [BNA], medial m., internal or inner m., the process at the inner side of the lower end of the tibia, forming the projection of the inner ankle.

malleot'omy [*malleus* + *G. tomē*, incision.] 1. Division of the malleus. 2. Division of the ligaments holding the malleoli in apposition in order to permit of their separation in certain cases of clubfoot.

mall'et-finger. Drop-finger.

mal'leus, gen *mal'lei* [*L.*] 1. Hammer, the largest of the three ossicles, resembling a club rather than a hammer; it is regarded as having a head or capitulum, below which is the neck or collum, and from this diverge the manubrium or handle and the anterior or slender process; from the base of the manubrium the lateral or short process arises. The manubrium and lateral process are firmly attached to the membrana tympani, and the head articulates with a saddle-shaped surface on the body of the incus. 2. Glanders, equinia.*

Mall'ory's bod'ies [Frank Burr *Mallory*, American physician, *1863.] Protozoan-like bodies found in the epithelial cells and lymph spaces in the skin in scarlatina. **M.'s trip'le stain**, a connective-tissue stain: I, acid fuchsin, 1, distilled water, 1000; II, phosphomolybdic acid, 1, distilled water, 100, water-soluble aniline blue, 0.5, orange G, 2.

mallow [*L. malva*.] A plant of the family *Malvaceæ*, the only one of even occasional use in medicine being the marshmallow, *althæa*.*

malnutrition (mal-nu-trish'un). Faulty nutrition resulting from malassimilation.

malocclusion (mal'ô-klu'zhun) [*L. malus*, bad, + *occlusus*; *occludere*, to close up.] Abnormal occlusion of the teeth, a misfit of the masticatory or occlusal surfaces.

malonylure'a. A crystalline substance, $C_4H_4N_2O_6$.

mal'oplasty [*L. mala*, cheek, + *G. plassō*, I form.]

Meloplasty, genyoplasty, plastic surgery of the cheek.

Malpighian (mal-pe'ge-an). Referring to or described by Marcello *Malpighi* (mahl-pe'ge), an Italian anatomist, born at Crevalcuore, near Bologna, in 1628, died at Rome in 1694. **M. bod'y**, M. corpuscle. **M. cap'sule** (1) a thin fibrous membrane enveloping the spleen and continued over

the vessels entering at the hilus; (2) Bowman's capsule, the membrane surrounding the M. tuft and constituting with it the M. corpuscle of the kidney, *M. corpuscle*, (1) corpusculum* renis; (2) nodulus* lymphaticus lienalis. *M. glomerulus*, the coil of capillary blood-vessels surrounded by the M. capsule, and constituting with it the M. body or corpuscle. *M. layer*, the deeper portion of the epidermis, including the germinative, mucous, and granular layers; some anatomists include also the stratum lucidum. *M. pyramid*, pyramis renalis. *M. rete*, rete mucosum, stratum* germinativum. *M. stigmata*, the points of entrance of the smaller veins into the larger veins of the spleen. *M. stratum*, M. layer. *M. tuft*, M. glomerulus. *M. vesicles*, the minute air-filled vesicles on the surface of an expanded lung.

malposition (mal-po-zish'un) Faulty or abnormal position of a part or of the body.

malpractice. 1. Mistreatment of a disease or injury through ignorance, carelessness, or criminal intent. 2. Criminal abortion.

malpraxis [L. *malus*, bad, + G. *praxis*, action.] Malpractice.

malpresentation. Faulty presentation of the fetus; presentation of any part other than the occiput or the breech.

malt, **mal'tum** (mawlt) [A.S. *mealt*.] (U.S.) The seed of barley, *Hordeum distichum*, artificially germinated and dried, containing diastase and peptase; employed in the form of an extract, extractum* malti, as a tonic digestive.

Mal'ta fe'ver (*Malta*, an island in the Mediterranean sea.) Rock fever, Mediterranean fever, Gibraltar fever, Neapolitan fever, undulant* fever.

maltase (mawlt'az) [*malt(ose)* + *-ase*.] A sugar-splitting enzyme in the saliva and pancreatic secretion which converts maltose into dextrose.

Malthusianism (mal-thu'zi-an-izm) [Thomas Robert *Malthus*, English political economist, 1766-1834.] The doctrine that population increases in geometrical progression; and the teaching, based upon this doctrine, that overpopulation should be prevented by sexual continence or by late marriage.

mal'tine (mawlt'tén). Trade name of a preparation of malt used as a food or a tonic.

maltopep'sine. Trade name of a digestant containing malt and pepsin.

maltope'trol. Trade name of a preparation of malt with a petroleum derivative.

mal'tose. Malt sugar ($C_{12}H_{22}O_{11}$); a dextrorotatory disaccharid formed by the hydrolysis of starch through the action of an enzyme.

mal't-sugar. Maltose.

mal'tum [L. an evil.] A disease. *m. cox'æ*, hip-disease. *m. cox'æ seni'le*, senile hip-disease, osteoarthritis of the hip occurring in the aged. *m. perforans pe'dis*, perforating ulcer* of the foot. *m. vene'reum*, syphilis. *m. vertebra'le suboccipita'le*, Rust's disease, tuberculosis of the atlas and axis and their articulations.

mal'u'nion. Incomplete union, or union in a faulty position, after fracture or a wound of the soft parts.

Mal'va [L.] A genus of plants of the mallow family.

Mal'vern Wells, England. Nearly pure waters with no organic matter and practically no saline constituents. Used by drinking in diseases of the bladder and kidneys, and skin affections.

Maly's test (mah'le) [Richard Leo *Maly*, Austrian physiological chemist, 1839-1894.] Van der Velden's test, for free hydrochloric acid: the presence of hydrochloric acid will change the color of a solution of methylene blue from violet to blue or bluish green.

mam'nanpian (mä-moñ-pe-on'). Mother vow, the most marked of the lesions in a case of yawning frambesia.

mam'elon, **mamm'elon** [Fr. *mamelon*, nipple.] One of the rounded prominences, three in number on the cutting edge of an incisor tooth where it first pierces the gum.

mam'elonated. [Fr. *mamelon*, nipple.] Having rounded teat-like elevations; nodulated.

mam'elocation. The formation of rounded projections or nodules on bony and other structures.

mam'il'la. Mammilla.

mam'ma, gen. and pl. *mam'ma* [L.] Breast, mammary gland, the organ of milk secretion; one or two large hemispherical projections situated on the superficial fascia over the pectoralis major muscle on either side of the chest; it is rudimentary in the male. The breast is divided by fibrous and adipose septa into from 15 to 24 irregularly shaped lobes, each lobe having its independent lactiferous duct opening at the nipple. Each lobe is made up of a number of lobules containing the secreting glands, the ducts of which join to form the common duct of the lobe. *m. accessory*, accessory breast, supernumerary mammary gland, milk-secreting gland located elsewhere than the normal place on the chest and existing in addition to the two usual mammary glands. *m. ectatica*, a supernumerary breast aberrantly located, in some part other than the milk line. *m. virilis*, male breast, one of the two, usually rudimentary, mammary glands in the man.

mam'mai. An animal of the class *Mammalia*.

mammal'gia [L. *mamma*, breast, + G. *algos*, pain.] Mastalgia.

Mamma'lia [L. *mamma*, breast.] The highest class of living organisms; it includes all the vertebrate animals which suckle their young.

mam'mary. Relating to the breasts. *m. gland*, mammary gland, breast.

mamm'elon. Mamelon.

mam'miform [L. *mamma*, breast, + *forma*, form.] Resembling a breast, breast-shaped.

mammil'la [L. dim. of *mamma*, breast.] 1. Nipple. papilla mammæ [BNA]. 2. Any nipple-like structure.

mam'millary. Relating to or shaped like a nipple. *m. bodies*, m. processes, m. eminences. *m. caruncles*, m. processes, olfactory bulbs. *m. eminences*, corpora albicantia; prominences on the inner surface of the cranium. *m. procumbens*, an old name for the olfactory bulbs; (2) projections from the superior articular processes of the lumbar vertebrae. *m. tubercles*, m. eminences. **mam'millate**, **mam'millated**. Studded with nipple-like projections.

mammilla'tion. 1. A nipple-like projection. 2. The condition of being mammillated.

mammil'iform [L. *mammilla*, nipple, + *forma*, form.] Nipple-shaped.

mammil'iplasty [L. *mammilla*, nipple, + G. *plastis*, I form.] Thelyplasty.

mam'min. Trade name of an extract of cow udder.

mamm'itis (mam-mi'(me')tis) [L. *mamma*, breast, + G. *-itis*.] Mastitis.

mam'mot'my. 1. Mammiform. 2. Having large breasts. **mammot'omy** [L. *mamma*, breast, + G. *tomos*, incision.] Mastotomy.

manaca (man-ah-kah'). *Franciscoa, brunnea* (1) vegetable mercury; the dried root of *Bravaisia hopeana*, a plant of Brazil lowlands; employed in rheumatism and syphilis in doses of 0.6-2.0 of a fluidextract.

manchineel. A tree of tropical North America, having a caustic sap with emetic properties.

Manchurian fever. A disease superficially resembling typhus or typhoid fever, endemic in Manchuria.

man'cinism [*L. mancus*, crippled.] Lefthandedness.

manco'na bark. Erythrophileum.

Man'del's test [John A. Mandel, American physiological chemist, contemporary.] For albumin: the addition of a 5 per cent. solution of chromic acid will precipitate any protein present.

Mandelbaum's reac'tion (man'del-bowm) [*M. Mandelbaum*, German physician, contemporary.] Thread-reaction.

mandible (man'di-bl). Mandibula, the lower jaw.

mandib'ula [*L. a jaw*.] [BNA] Mandible, inferior maxilla; a bone of horse-shoe shape, forming the lower jaw, articulating by its up-turned extremities with the temporal bone on either side.

mandib'ular. Relating to the lower jaw.

mandib'ulopharyn'geal. Maxillopharyngeal.

mandib'ulum. Mandibula.

mandrag'ora [*G. mandragoras*.] The European mandrake, *Mandragora officinalis*, or *Atropa mandragora*, the mandrake of the Bible; its properties are similar to those of stramonium, hyoscyamus, and belladonna.

mandrag'orine. A mydriatic alkaloid from mandragora, similar to atropine and hyoscyne.

mandrake. 1. Mandragora. 2. Podophyllum.

mand'rel, man'dril. 1. The shaft, spindle, or handle to which a tool is attached and by means of which it is rotated. 2. Mandrin.

mand'rin [*Fr. mandrin*, mandrel.] A stiff wire inserted in the lumen of a soft catheter in order to give it shape and firmness while passing through the urethra; mandrel.

manduca'tion [*L. manducare*, to chew.] Chewing.

manganese (man'gan-éz). Manganum.

man'ganum [*L. manganesium*, an altered form of *magnesium*.] A metallic element resembling, and often associated in ores with iron, symbol Mn, atomic weight 54.93; the manganous salts are sometimes employed in medicine, some of them being official. **man'gani carbo'nas**, manganese carbonate, a brownish white powder; employed in anemia in doses of gr. 10-20 (0.6-1.3).

man'gani diox'idum præcipita'tum (U.S.), precipitated manganese dioxide or binoxide, pyro-lusite, a black, odorless, tasteless powder insoluble in water; recommended as a tonic and alterative in syphilis in doses of gr. 3-8 (0.2-0.5). **man'gani hypophos'phis** (U.S.), manganese hypophosphite, manganous hypophosphite, a pinkish odorless powder soluble in about 7 parts of water; employed in anemia and nervous conditions in doses of gr. 2-5 (0.13-0.3). **man'gani iod'idum**, manganese iodide; employed in anemia, usually in the form of syrup, in doses of gr. 1-3 (0.06-0.2).

man'gani lac'tas, manganese lactate, occurs as pale reddish crystals, soluble in 12 parts of water; employed in anemia in doses of gr. 1-5 (0.06-0.3).

man'gani phos'phas, manganese phosphate, a white or pinkish powder, recommended in chlorosis and as an alterative in doses of gr. 2-5 (0.13-0.3). **man'gani sul'phas** (U.S.), manganous sulphate, manganous sulphate, occurs as light pinkish, prismatic crystals, freely soluble in water; sometimes employed as an alterative and in anemia in doses of gr. 1-3 (0.06-0.2). **man'gani tar'tras**, manganese tartrate, occurs as white or light reddish crystals; employed in anemia and chlorosis in doses of gr. 2-5 (0.13-0.3).

man'ganol. Magnesium chlorphenolsulphonate, employed as an internal antiseptic in doses of gr. 10-20 (0.6-1.3).

mange (mānj) [*Fr. manger*, to eat.] A cutaneous affection of dogs and other animals, similar to scabies, due to the presence of a burrowing mite.

man'gostan, man'gosteen. The bark of *Garcinia mangostana*, a tropical fruit-tree; it is employed as an astringent.

Manhatt'an Arte'sian Wells, Kansas. Sulphated-saline-acid waters, 55° F. Two wells. Used by drinking in malaria, rheumatism, constipation, renal disorders, diabetes, and general debility.

ma'nia [*G. frenzy*.] A mental disorder characterized by great psychomotor activity, excitement, a rapid passing of ideas, exaltation, and unstable attention. **dan'cing m.**, epidemic chorea, choreomania. **doub'ting m.**, folie de doute, an excessive dubiety about all the affairs of life and a morbid scrupulosity in regard to minutiae. **m. a po'tu** [*L. a, from, + potus*, drinking], an acute mania associated with hallucinations, due to chronic alcoholic poisoning; delirium tremens. **peracute' m.**, acute maniacal* excitement. **puer'peral m.**, acute insanity occurring in women after childbirth.

ma'niac. A violently insane person, one suffering from mania.

maniacal (ma-ni'ā-kal). Relating to or characterized by mania; wild, furious. **m. excite'ment**, a mental state resembling acute delirium from which it differs, however, in the fact that there are less confusion and incoherence of ideas and sometimes the patient has a measure of control over his actions.

man'ic. Relating to mania.

man'ic-depres'sive insan'ity. Alternating or circular or cyclic insanity, cyclothymia; a mental disease in which stages of melancholia and of more or less pronounced maniacal excitement alternate.

man'icure [*L. manus*, hand, + *cura*, treatment.] 1. A careful toilet of the hands and nails. 2. A manicurist.

man'icurist. One who makes a business of caring for the hands and finger-nails.

man'ihot. Cassava.

man'ikin [dim. of *man*.] 1. A very little man, a dwarf. 2. A model of the human body or any of its parts, used in demonstrating the anatomy, or practising certain manipulations, as those of obstetrics; a phantom.

manipu'lation [*L. manipulare*, to handle.] Any manual operation, as palpation, extracting the fetus in difficult labor, expressing the placenta, etc. **conjoined' m.**, the use of both hands in an obstetric operation, one being on the abdomen, the other in the vagina.

manip'ulus [*L.*] A handful, a rough measure of quantity.

Man'itou Springs, Colorado. The two groups of springs are the Soda Springs and the Iron Springs. The waters of the former are carbonated. Cold. Nine springs. Used by drinking in dyspepsia, waterbrash, acid eructations, flatulence, renal and bladder disorders, anemia, chlorosis, early phthisis, and debility. The entire year.

Mann's sign [John Dixon Mann, English physician, 1840-1912.] The two eyes appear not to be on the same level in exophthalmic goiter.

man'na [the food of the Children of Israel in the desert.] (U.S., Br.) A saccharine exudation from *Fraxinus ornus*, flowering ash, a tree of the Mediterranean shores. It occurs as *m. cannellata*,

flake *m.*, *m. in lacrimis*, *m. in tears* or small flakes, and *m. communis* or *m. in sortis*, *m. in sorts*; employed as a laxative, especially for children, in doses of 3 i-2 (4.0-8.0). Turkish *m.*, trehala.

Mannaberg's symp'tom (mahn'nah-bairg). The frequent accentuation of the second pulmonic sound in abdominal diseases, especially in perityphlitis.

mannite (man'tt). Manna sugar, $C_6H_{12}O_6$, a white crystalline substance, of sweet taste, obtained from manna; laxative in doses of 3 j-i (15.0-30.0).

mann'itol, **mann'itose**. Mannite.

Mann'kopf's sign [Emil Wilhelm Mannkopf, German physician, *1836.] Acceleration of the pulse when a painful point is pressed upon, in a neurasthenic.

mann'ose. Mannite.

mano'la. Trade name of a mixture of quinine, coca, phosphates, and other substances, used as a tonic.

manom'eter [G. *manos*, thin, scanty, + *metron*, measure.] An instrument for indicating the pressure of gases or vapor, or the tension of the blood.

manomet'ric. Relating to a manometer.

man'tle. The cerebral cortex with the subjacent white substance; brain-mantle, pallium.

man'ual [L. *manus*, hand.] Relating to or performed with the hand.

manu'brium [L. handle.] The portion of the sternum or of the malleus which represents the handle. *m. mal'lei*, the handle of the malleus running downward, inward, and backward from the neck and attached throughout its length to the tympanic membrane. *m. ster'ni*, the upper segment of the sternum, the presternum, a flattened, roughly triangular bone, occasionally fused with the body of the sternum, forming with it a slight angle, the sternal angle.

ma'nus, gen. and pl. *manus* [L.] Hand. *m. cava*, a condition of extreme concavity of the palm of the hand. *m. exten'sa*, clubhand with deviation backward. *m. flexa*, clubhand with forward deviation. *m. superexten'sa*, *m. extensa*. *m. valga*, clubhand with deviation to the ulnar side. *m. vara*, clubhand with deviation to the radial side.

manustupration (man'u-stu-pra'shun) [L. *manus*, hand, + *stupratio*, fornication.] Masturbation.

manyplies (men'i-pliz). The omasum, psalterium, or third stomach of an ox or other ruminant animal.

Manz's glands [Wilhelm Manz, German oculist, *1833.] Gland-like structures found in the conjunctiva of animals, and sometimes of man, near the corneal circumference; Waldeyer claims that they are not glands, but simple collections of epithelial cells.

map'py tongue. Geographical tongue.

maqui (mah'ke). A shrub of Chile, from the berries of which a wine having antiperiodic properties is made.

Maragliano's se'rum (mah-rah-l-yah'no) [D. Maragliano, Italian physician, contemporary.] A serum, antitoxic to *Bacillus tuberculosis*, prepared by the injection into horses of a mixture of tuberculous toxalbumin and a watery tuberculin (endotoxin).

maran'sis [G. withering.] Marasmus.

maran'tic [G. *marantikos*, wasting.] Ill nourished, wasting away, relating to marasmus, marasmic.

maraschino (mar-as-ke'no). A cordial originally

made in Dalmatia from a special sort of cherry growing in that country.

maras'mic. Relating to or suffering from marasmus, marantic.

maras'moid [G. *marasmos*, marasmus, + *oides*, resemblance.] Resembling marasmus.

maras'mus [G. *marasmos*, withering.] Extreme emaciation or general atrophy, occurring especially in young children, not due to any special and obvious cause, such as tuberculosis; probably a form of intestinal autointoxication.

marbleization (mar-bl-i-za'shun). Becoming, or the condition of being, marbled or veined.

marcescent (mar-ses'ent) [L. *marcescere*, to wither away.] In botany, noting leaves or flowers which are withering but have not yet fallen off.

Marchand's adre'nals (mar'shant) [Felix Marchand, German pathologist, *1846.] Accessory adrenal bodies in the broad ligament. M.'s wandering cell, perithelial cell, * pyrrhol* cell.

Marchi's bun'dle (mar'ke) [Vittorio Marchi, Italian physician, contemporary.] A group of fibers on the surface of the anterior funiculus, or white column, of the spinal cord, descending from the cerebellum to the cells of the anterior gray column. Loewenthal's tract. M.'s method, harden the specimen for 8 or 10 days in Müller's fluid, followed by immersion for from 1 to 3 weeks in the same with the addition of 1 part of a 1 per cent. solution of osmic acid; stains fat black. M.'s reaction, failure of the myelin sheath of a nerve to blacken when submitted to the action of osmic acid. M.'s tract, M.'s bundle.

mar'cid [L. *marcidus*; *marcere*, to wither.] Wasting away, emaciating, tabid.

Marckwald's operation (mark'valt) [Max Marckwald, German surgeon, *1844.] An operation for stenosis of the external os uteri, consisting in the excision of two wedge-shaped pieces from opposite sides of the portio vaginalis, and suturing the edges of the defects.

Marcols, France. Alkaline-carbonated waters. Used by drinking in diseases of the stomach, liver, and kidneys, and rheumatism.

mar'cor [L. *marcere*, to wither.] Marasmus.

Marde's Springs, Maryland. Chalybeate-urineal waters. Used by drinking in anemia, chlorosis, dyspepsia, weakness and irritability of the bladder, chronic cystitis, urethritis, and in functional disorders of the female pelvic organs. The summer months.

Maréchal's test (mar-a-shal') [Louis Eugène Maréchal, French physician, contemporary.] For hematuria in the urine: the addition of a drop of a solution of tincture of iodine, 1, in alcohol, 10, to the suspected urine produces a bright green color at the point of contact of the two fluids if bile is present.

mare's-tail. Erigeron.

mar'etin. Trade name for a coal-tar derivative, metatolylhydrazine carbamate, or carbanic acid tolylhydrazide; a white crystalline substance employed as an antipyretic and analgesic in doses of gr. 3-10 (0.2-0.6).

Mar'ey's law [Étienne Jules Marry, Parisian physiologist, 1830-1904.] The pulse, when blood-pressure is high, is slow. M.'s sphygmograph, an apparatus for recording the curve of the radial pulse.

Marfan's disease (mar-fahn') [A. B. Marfan, Parisian physician, contemporary.] A progressive spastic paraplegia occurring in children the subjects of hereditary syphilis; the lesion is a myelitis involving the pyramidal tracts.

margaric. Resembling or relating to pearl; margaric acid, a mixture of palmitic and stearic acids.

margarid. Pearl-like; margaric.

Margaropus annulatus. The cattle tick or North American fever tick, instrumental in the spread of Texas cattle fever; the genus was formerly called *Boophilus*.



MARREY'S SPHYTOMOGRAPH.

marginal (mar'jī-nal) [L. *margo*, a border.] Relating to a border or edge.

margination. The adhesion of the leucocytes to the walls of the blood-vessels in beginning inflammation.

margino-plasty. Plastic or reparative surgery of the tarsal border of an eyelid.

margo, gen. *marginis*, pl. *margines* [L. margin.] Edge, margin, border.

Marie's disease* (mä-re') [Pierre Marie, Parisian neurologist, *1853.] 1. Acromegaly. 2. Hypertrophic pulmonary osteoarthropathy. 3. Hereditary cerebellar ataxia. 4. Rhizomelic spondylosis. **M.'s sign**, tremor of the hands in exophthalmic goiter.

Marie-Kahler symp'tom. Marie's* sign.

Marie-Robinson syn'drome. Insomnia and mild melancholia associated with alimentary leucosuria.

Marie-Ström-pell disease'. Marie's* disease(4).

Mariénbad, Bohemia (mah-re'en-baht). Alkaline-saline-chalybeate-carbonated waters. Cold. Several springs. Mud baths. Used by drinking and bathing in urinary disorders, vesical catarrh, chronic catarrh of the respiratory organs, anemia, dyspepsia, the uric acid diathesis, chronic constipation, hemorrhoids, obesity, cardiac disorders, chronic catarrh of the stomach and intestines, brain and nervous disorders, gallstones, liver disorders, abdominal congestion, diseases of women, and glycosuria. May to September.

marigold. *Calendula*.

Mariotte's blind spot (mä-re-ot') [Edme Mariotte, French physicist, 1620-1684.] The optic papilla. **M.'s experiment**, one looks fixedly with one eye (the other being closed), at a black dot on a card, on which is also marked a black cross; as the card is moved to or from the eye, at a certain distance the cross becomes invisible but appears again as the card is moved further; this proves the existence of the blind spot where the optic nerve enters the eye. **M.'s law**, Boyle's* law.

marionucleus (mar'-to-nu'kle-us) [L. *maritus*, conjugal.] The nucleus of an impregnated ovum, genoblast.

Marjolin's ul'cer (mar-zhō-lān') [René Marjolin, French physician, 1812-1895.] A malignant, verrucose, ulcerating growth occurring in cicatricial tissue.

marjoram. *Origanum*.

mark (A.S. *marc*.) 1. Any spot, line, or other figure on the surface, visible through difference in color, elevation, or other peculi-

arity. 2. Infundibulum, the hollow in the incisor tooth of a horse, extending down about half an inch in the milk teeth and rather deeper in the permanent incisors; it appears as a black mark on the occlusal surface of the incisors; as the permanent incisors wear away by attrition, the mark tends gradually to disappear, and it is chiefly by a study of its condition that one is able to tell the age of a horse. **double m.**, a blackening of the dentine on the side of the infundibulum of an incisor tooth in the horse, surrounding the central mark with a black ring. **mother's m.**, *nævus port-wine m.*, *nævus vascularis*. **sec'ondary m.**, a wearing away of the center of the incisor tooth in an old horse, which, becoming blackened, presents the appearance of the mark.

markasol. Bismuth borophenate, employed as a substitute for iodoform.

Mark West Springs, California. Alkaline-saline, carbonated-sulphureted, and strong chalybeate waters, 82° F. and 65° F. Mud and sulphurous baths are in use. Used by drinking and bathing in various affections.

marmorat'ion [L. *marmor*, marble.] Marbleization.

Mar'morek's se'rum [Alexander Marmorek, Austrian physician, resident in Paris, contemporary.] 1. A serum antitoxic to *Streptococcus pyogenes*. 2. A serum antitoxic to *Bacillus tuberculosis*.

mar'morek'in. Marmorek's serum.

mar'row [A.S. *mearkh*.] 1. The soft fatty substance filling the medullary cavities and cancellous extremities of the long bones. 2. Any soft gelatinous or fatty material resembling the marrow of bone. See also *medulla*. **red m.**, m. found in the cancellous extremities of the long bones, the ribs, sternum, and diploe of the cranial bones; it is largely concerned in blood formation. **spinal m.**, spinal cord. **yellow m.**, the m. contained in the medullary cavities of the long bones, it contains much fat and is thought not to have much if anything to do with blood-formation.

mar'row-lymph gland. See *gland*.

marrubium [L. hoarhound.] (U.S.) Hoarhound, the leaves and tops of *Marrubium vulgare*, an herb, native of Europe and Asia; employed as an expectorant and diaphoretic, chiefly in domestic medicine in the form of candy; dose indefinite.

Mars'den's paste [Alexander Edwin Marsden, English physician, 1832-1902.] A mixture of two parts of arsenous acid and one of powdered gum acacia moistened with water, used in the treatment of cancer.

Marsh's disease' [Sir Henry Marsh, Dublin physician, 1790-1860.] Exophthalmic goiter.

Marsh's test [James Marsh, English chemist, 1794-1846.] Hydrogen test for arsenic; in a bottle with a funnel-tube and a delivery tube hydrogen is generated by zinc and diluted sulphuric acid, and when all the air in the bottle has been replaced by hydrogen a little of the suspected fluid is poured through the funnel-tube; the hydrogen escaping through the delivery tube is then lighted and the flame is directed against a glass or porcelain plate; the former is mirrored by the deposit of arsenic, on the latter the arsenic is deposited as a brown spot.

Mar'shall's oblique' vein [Andrew Marshall, Scotch physician, 1742-1813.] Vena obliqua atrii sinistri. **M.'s vestig'ial fold**, ligamentum venae cavæ sinistrae.

Mar'shall Hall's disease' [Marshall Hall, English physician, 1790-1857.] Cerebral anemia in infants, marked by symptoms simulating those

of hydrocephalus. **M.H.'s fa'cies**, the disproportion of forehead to face seen in hydrocephalus. **M.H.'s meth'od**, artificial respiration effected by turning the asphyxiated person alternately on the abdomen and on the back (or side), pressure being made as he lies prone, in order to compress the lungs and expel the air.

marsh-fe'ver. Malaria.

marsh gas. Methyl hydride, methane, fire-damp, CH_4 ; a colorless, odorless gas, forming an explosive mixture with oxygen.

marsh'mallow. Althaea.

marsupialization (mar-su'pi-al-i-za'shun) [*L. marsupium*, pouch.] An operation for the cure of an hydatid or other cyst; the sac of the tumor is opened and emptied of its contents, and then its edges are stitched to the edges of the external incision, which is kept open while the interior of the cyst suppurates and closes by granulation.

mar'syle (mar'sil). Trade name of a preparation of iron cacodylate.

Martegiani's a'rea or funn'el (mar-tè-jah'ne). The funnel-shaped beginning of the hyaloid canal in the fetus.

martial (mar'shal) [*L. mars*, an old term for iron.] Relating to or containing iron, ferruginous, 'chalybeate.

Martin's band'age [Henry Austin *Martin*, American surgeon, 1824-1884.] A roller bandage of soft rubber used to make compression on a limb in the treatment of varicose veins or ulcers. **M.'s disease'**, a periosteo-arthritis of the foot from excessive walking.

Martin's tube [August *Martin*, Berlin gynecologist, *1847.] A drainage tube with a cross piece near the extremity to keep it from slipping out of a cavity.

Martinot'd's cell [Giovanni *Martinotti*, Italian physician, contemporary.] A small cell in the deeper portion of the cerebral cortex having a long slender axon running toward the surface, i.e. in a direction contrary to that of the axons of the pyramidal and polymorphic cells.

maru'ta. Mayweed, stinking chamomile, the flowers of *Anthemis cotula*, employed like chamomile, or anthemis.

Marr's stain. A stain composed of eosin, potassium hydrate, and quinine.

maschaladenitis (mas-kal-ad-en-l'(e')tis) [*G. maschalè*, axilla, + *adèn*, gland, + *-itis*.] Inflammation of the axillary glands.

maschale (mas'kal-e) [*G.*] Axilla, armpit.

maschalephidrosis (mas-kal-ef-i-dro'sis) [*G. maschalè*, axilla, + *ephidrosis*, perspiration.] Sweating in the axillæ.

maschialiatría (mas-kal-e-at'ri-ah) [*G. maschalè*, axilla, + *iatrià*, healing.] Medication by means of inunction in the axilla where absorption is prompt.

maschaloncus (mas-kal-on'kus) [*G. maschalè*, axilla, + *onkos*, tumor.] A tumor in the axilla.

maschalyperidrosis (mas'kal-i'per-i-dro'sis) [*G. maschalè*, axilla, + *hyper*, over, + *hidròs*, sweat.] Excessive sweating in the axillæ.

Maschke's test (mahsh'keh). For creatinin: the suspected fluid is mixed with sodium carbonate solution and then Fehling's solution is added; the presence of creatinin is indicated by a flocculent precipitate.

mas'culine [*L. masculus*, male.] Relating to or marked by the characteristics of the male sex.

masculin'ity. The characteristics of a male.

masculonucleus (mas'ku-lo-nu'le-us). Arsenoblast.

mash. A fermenting mixture of malted rye, maize,

or other grain, or sometimes potatoes, by distillation of which whiskey is made.

Masini's sign (mah-ze'ne) [*Masini*, Italian physician, contemporary.] A marked degree of dorsal extension of the fingers on the metacarpals and of the toes on the metatarsals, noted in children of mental instability or degeneracy.

mask. A cloth, with apertures cut for the eyes and nostrils, impregnated with a medicated solution and applied to the face in the treatment of erysipelas and other affections of the skin of the part. **luet'ic m.**, a dirty brownish yellow pigmentation, blotchy in character, resembling that of chloasma, occurring on the forehead, temples, and sometimes the cheeks in the subjects of tertiary syphilis. **u'terine m.**, chloasma uterinum.

masked. Concealed.

masochism (mas'o-kizm) [after Leopold von Sacher-Masoch, Austrian historian, nineteenth century, who first described it.] A form of perversion in which sexual pleasure is heightened when one is beaten and maltreated at the hands of the other party; the opposite of sadism.

masochist (mas'o-kist). The passive party in the practice of masochism.

mas'rûm [*Ar. Masr*, Egypt.] An assumed new element, the existence of which is doubtful.

mass [*L. massa*.] 1. A lump or aggregation of coherent material. 2. In pharmacy a soft solid preparation containing an active medicinal agent of such consistency that it can be divided into small pieces and rolled into pills. **blue m.**, **mass hydrargyri**. **Vallet's m.** (vá-la'), **massa ferri carbonatis**.

mas'sa, gen. and pl. **mas'se** [*L.*] A mass. In pharmacy, a soft solid preparation, containing a medicinal substance, of such consistency that it can readily be made into pills; there are two **masses** official in the U.S.P. **m. copalibæ** (U.S. 1840). **mass** of copaliba; contains 94 parts of copaliba thickened with 6 parts of magnesia; no keep-official; dose, gr. 10-30 (0.6-2.0). **m. ferri carbonatis** (U.S.), **mass** of ferrous carbonate. **Vallet's mass**; prepared by adding a solution of ferric sulphate to one of monohydrated sodium carbonate; a precipitate of ferrous carbonate is formed, carbon dioxide being given off, and the precipitate is then made into a mass with honey. **dose**, gr. 3-5 (0.2-0.3). **m. hydrargyri** (U.S.) **mass** of mercury, **blue mass**, **blue pill**, **blue hydrargyri** (Br.); made by triturating metallic mercury with honey of rose and adding glycerine, powdered althæa, and licorice; **dose**, gr. 1-2 (0.2-0.3). **m. intermedia** [BNA], **intermedia mass**, **gray**, **middle**, or **soft commissure**, **soft commissure**; a band crossing the third ventricle of the brain, a little in front of the middle, connecting the two thalami.

massage (mä-sazh') [*Fr.* from *G. masso*, I knead.] A scientific method of manipulation of the body by rubbing, pinching, kneading, tapping, etc. is employed in therapeutics to increase metabolism, promote absorption, stretch adhesions, etc. **auditory m.**, a form of vibratory m. applied to the drum membrane for the purpose of loosening adhesions between the ossicles. **vibratory m.**, very rapid tapping of the surface effected by means of an instrument, usually with elastic head, used to promote absorption, relieve pain, etc.

Massasoit's Spring, Massachusetts. Light alkaline calcic waters. About 45° F. Used by drinking in feeble digestion and obstinate constipation.

Masselon's spec'tacles (mah-sè-law's) [Michel Julien *Masselon*, Parisian physician, *1844.] Spectacles

with little offsets of metal with smooth edges, which engage below the upper eyelid and keep it raised above the pupil in cases of paralytic ptosis.

Massena Springs or **St. Regis Springs**, New York. Murated-calcic-alkaline-sulphureted waters. Used by drinking and bathing in renal or vesical calculus, catarrh of the bladder, and skin disease.

Masset's test (mah-sa') [Alfred Auguste *Masset*, French physician, *1870.] For bile in the urine: potassium nitrite is added and then a few drops of sulphuric acid; the presence of bile is indicated by the appearance of a grass-green color.

masse'ter [G. *masë'tër*, masticator.] One of the muscles of mastication; see under *musculus*.

masseur (mä-sër'). 1. A man who massages. 2. An instrument employed in mechanical massage.

masseuse (mä-sër'). A woman who massages.

mass'icot. Protoxide or yellow oxide of lead, PbO

Masset's bacill'us [Léon *Masset*, Swiss bacteriologist, 1837-1909.] *Bacillus bulgaricus*.

masseotherapy [G. *massö*, I knead, + *therapeia*, treatment.] The therapeutic employment of massage.

mastadenitis (mast-ad-e-ni'(ne')tis) [G. *mastos*, breast, + *adën*, gland, + *-itis*.] Mastitis.

mastadeno'ma [G. *mastos*, breast, + *adën*, gland, + *-öma*.] Tumor of the breast.

mastalgia (mas-tal'i-jah) [G. *mastos*, breast, + *algos*, pain.] Pain in the breast, mastodynia, mazodynia, mammary neuralgia.

mastatro'phia, **mastat'rophy** [G. *mastos*, breast, + *atrophia*, atrophy.] Atrophy or wasting of the breasts.

mastauze (mast-awk'se) [G. *mastos*, breast, + *auxë*, increase.] Hypertrophy or enlargement of the breast.

mast-cell (Ger. *masten*, to feed, fatten.) 1. A mononuclear leucocyte containing numerous basophil granules of varying size, present occasionally in apparent health, but found especially, and in larger numbers, in leucemia. 2. A cell resembling a connective-tissue cell, present in the corium, the hyaloplasm of which contains numerous coarse basophil granules.

masthecosis (mast-thel-ko'sis) [G. *mastos*, breast, + *hekësis*, ulceration.] Ulceration of the breast.

mastic, **mastich**, **mastiche** (mas'tik, mas'te-ke) [G. *mastichë*, chewing-gum.] (U.S.) A resinous exudate from *Pistacia lentiscus*, a small tree of the Mediterranean shores; used as a chewing-gum and as an excipient in pilula aloes et mastiche.

masticate [L. *masticare*.] To chew, to grind and comminute with the teeth. **masticating surface**, masticatory or grinding surface of a tooth.

mastic'ation. Chewing, manducation. **muscles of m.**, masseter, temporallis, pterygoideus externus, and pterygoideus internus.

masticatory. Relating to mastication. **m. surface**, grinding or occlusal surface, the surface of a premolar or molar tooth which comes in contact with the corresponding tooth in the other jaw.

Mastigoph'ora [G. *mastix*(mastig-), whip, + *phorëö*, I carry, wear.] A subphylum (or class) of *Protozoa*, embracing cells provided with flagella of various sorts serving for locomotion or the prehension of food; it includes the trypanosomes.

mastitis (mas-ti'(te')tis) [G. *mastos*, breast, + *-itis*.] Inflammation of the breast. **stagna'tion m.**, caked breast, painful distention of the breast occurring during the latter days of pregnancy and the first days of lactation.

mastocarcino'ma [G. *mastos*, breast.] Cancer of the breast.

mastocci'pal. Mastooccipital.

mastochondroma (mas-to-kon-dro'mah) [G. *mastos*, breast, + *chondros*, cartilage, + *-öma*.] A cartilaginous tumor of the breast.

mastodyn'ia [G. *mastos*, breast, + *odynë*, pain.] Mammary neuralgia, mastalgia, mazodynia.

mas'toid [G. *mastos*, breast, + *eidos*, resemblance.] 1. Resembling a mamma, breast-shaped. 2. Relating to the mastoid process, antrum, cells, etc.

m. angle, posterior inferior angle of the parietal bone. **m. antrum**, a cavity in the mastoid process, communicating with the m. cells and with the tympanum. **m. bone**, m. portion of the temporal bone. **m. cells**, a number of small spaces in the mastoid process, surrounding and communicating with the m. antrum. **m. fora'men**, foramen mastoideum, an opening of some size in the posterior border of the mastoid portion of the temporal bone, transmitting an artery to the dura and a vein to the lateral sinus. **m. fossa**, fossa mastoidea, a depression on the mastoid portion of the temporal bone, behind the supermeatal spine. **m. groove**, m. notch. **m. notch**, incisura mastoidea [BNA], digastric fossa, a deep groove to the inner side of and below the tip of the mastoid process, giving origin to the posterior belly of the digastric muscle. **m. portion**, the lower posterior portion of the temporal bone; it is usually fused at birth with the petrous portion of the same bone. **m. process**, a conical, nipple-like projection on the temporal bone behind and below the tympanic portion.

mastoid'al. Mastoid(2).

mastoidec'tomy [*mastoid*(process) + G. *ektomë*, excision.] Hollowing out of the mastoid process by scraping away the bony partitions forming the mastoid cells.

mastoidecentesis (mas-to-id'e-o-sen-te'sis). The operation of drilling or chiselling into the mastoid cells and antrum.

mastoideum (mas-to-id'e-um). Os mastoideum, mastoid bone, mastoid portion of the temporal regarded as an independent bone.

mastoiditis (mas'toy-di'(de')tis). Inflammation of any part of the mastoid process. **m. exter'na**, inflammation of the periosteum of the mastoid process. **m. inter'na**, inflammation of the mastoid cells. **sclero'sing m.**, a chronic m. interna in which the trabeculae are greatly thickened, almost or entirely obliterating the cells.

mastoido'tomy [*mastoid*(process) + *tomë*, cutting.] Incision into the mastoid process of the temporal bone, Wilde's incision.

mastology [G. *mastos*, breast, + *-logia*.] The branch of medical science which has to do with the breasts—their anatomy, physiology, pathology, etc.; mazology.

mastome'nia [G. *mastos*, breast, + *mën*, month.] Vicarious menstruation from the mammae.

maston'cus [G. *mastos*, breast, + *onkos*, tumor.] A tumor or swelling of the breasts.

mastooccipital (mas-to-ok-sip'i-tal). Relating to the mastoid portion of the temporal bone and to the occipital bone, noting the suture uniting them, mastooccipital.

mastoparietal (mas-to-pä-ri'e-tal). Relating to the mastoid portion of the temporal bone and to the parietal bone, noting the suture uniting them.

mastop'athy [G. *mastos*, breast, + *pathos*, suffering.] Any disease of the breasts, mazopathy.

mas'topexy [G. *mastos*, breast, + *pëxis*, fixation.]

An operation for correcting an exaggerated sagging of the breasts; mastopexy.

mastorrhagia [G. *mastos*, breast, + *rhēgnymi*, I burst forth.] Hemorrhage from a breast.

mastoscirrhus (mas-to-skir' (sir')us) [G. *mastos*, breast, + *skirrhos*, a hard tumor.] A scirrhus cancer of the breast.

mastosquamous. Relating to the mastoid and the squamous portions of the temporal bone.

mastotomy [G. *mastos*, breast, + *tomē*, incision.] Incision of the breast.

mas'turbate [L. *masturbari*.] To excite the genital organs by unnatural means, to practise self-abuse.

masturbation. Self-abuse, the habit or the act of masturbating.

Mat'as' operation [Rudolph Matas, New Orleans surgeon, *1860.] Endoaneurysmorrhaphy, arterioplasty; the treatment of an aneurysm by opening the sac and stitching its walls together so as to obliterate it and restore the lumen of the artery.

Matchless Mineral Wells, Alabama. Acid-chalybeate waters. Two wells. Used by drinking and locally in dyspepsia, diarrhea, anemia, general debility, indolent ulcerations, hemorrhoids, gonorrhea, vaginitis, and throat affections.

maté (mah'ta) [Sp. *mate*, a vessel in which the leaves are prepared.] Paraguay tea, the dried leaves of *Ilex paraguayensis* and other species of *Ilex*, shrubs growing in Paraguay and Brazil; they contain caffeine and tannin, and are used as a substitute for tea, as a diuretic and diaphoretic, and for the relief of headache.

matéria medica [L. medical matter.] The branch of medical science which treats of the origin and preparation of drugs, their doses, and their mode of administration. **Materia Medica Pura**, a treatise by Hahnemann embodying the results of his provings, or the records of the drug pathogenesis of sixty-one drugs, the basis of the homeopathic materia medica.

materies morbi (mä-te'ri-ēz mor'bi) [L. the matter of disease.] The substance acting as the immediate cause of a disease.

maternal [L. *maternus*; *mater*, mother.] Relating to or derived from the mother.

maternity [L. *mater*, mother.] 1. Motherhood. 2. A lying-in hospital, or institution in which women are cared for during their confinement and the puerperal period.

Mathieu's disease (mä-te-é') [Albert Mathieu, Parisian physician, *1855.] Weil's* disease. **M.'s serum**, an inorganic serum containing sodium chloride 1, sodium phosphate 4, sodium sulphate 6, glycerin 20, water 100.

matico (mat-e'ko) [Sp.] (U.S.) The leaves of *Piper angustifolium*, a small tree of Peru and Bolivia; tonic and diuretic in doses of 3-4 (2.0-4.0).

matlahuahual (mat-lah-sah-wah'tl) [Aztec name.] Tabardillo, typhus fever in Mexico.

mat'rass [Fr. *matras*.] A long-necked glass vessel used for heating dry substances in chemical manipulations.

matricaria [L. *matrix*, womb.] (U.S.) German chamomile, wild chamomile, horse gowan; the flowers of *Matricaria chamomilla*; tonic in doses of 3-4 (15.0-30.0) of an extemporaneous infusion (1 ounce to the pint).

matricial (ma-trish'yal). Relating to any matrix.

matriculation [L. *matriculare*, to enroll.] Registering or enrollment as a student in a college or university.

ma'trix, pl. *ma'trices* [L. a breeding animal.] 1. The womb. 2. The formative portion of (a) a

tooth, (b) a nail. 3. The intercellular substance of a tissue. 4. A mould in which anything is cast or swaged, a counter-die; a specially shaped instrument used for holding and shaping the material used in filling a tooth-cavity, a *un'guis*, nail-bed, the area of the corium on which the nail rests; it is extremely sensitive and presents numerous longitudinal ridges on its surface according to some anatomists the nail bed is the portion covered by the body of the nail, the *matrix* being only the part on which the root of the nail rests.

matritidis (ma-triks-i' (e')tis). Inflammation of the nail-bed.

mat'ter [L. *materies*, substance.] 1. Substance. 2. Pus.

mat'toid [L. *mattus*, stupid, + G. *eidos*, resemblance.] A person of abnormal mentality; one whose ideas and actions, while possibly of a high order, at times even approaching brilliancy, have an undercurrent of absurdity or inconsequentiality; one to whom the mentally normal and abnormal are inextricably interwoven; in popular language, a crack.

mat'tress-su'ture. See under *suture*.

mat'urate [L. *maturare*, to make ripe.] 1. To ripen or come to maturity. 2. To suppurate.

matura'tion. 1. Ripening, coming to maturity. 2. Suppuration.

mature (ma-tūr') [L. *maturare*, to ripen; *maturus*, ripe.] 1. To come to maturity. 2. Fully developed; ripe, mature.

matu'tinal [L. *matutinalis*; *matutinus*, morning.] Relating to the morning; in or during the morning hours.

mat'zol. A mixture of cod-liver oil and matzoon.

matzoon [Armenian.] A milk treated with a special ferment containing lactic acid bacilli and other organisms; employed as a food and as a preventive of intestinal putrefaction.

Mauchart's ligament (mow'khart) [Burkhard David Mauchart, German anatomist, 1696-1751.] Ligamentum alare.

Maumené's test (möm-na') [Edme Jules Maumené, French chemist, *1818.] For sugar in the urine on heating the suspected urine with chloride of tin a dark brown precipitate will be thrown down if glucose is present.

Maunoir's hydrocele (mo-nwar') [Jean Pierre Maunoir, French surgeon, 1768-1861.] Curved hydrocele.*

Maurer's dots and clefts (mow'rer). Irregular formations, staining red with Leishman, found in the protoplasm of the infected erythrocytes in subtertian malaria; their significance is uncertain.

Mauriceau's lance (mo-re-so') [François Mauriceau, French obstetrician, 1637-1709.] A knife with sharp point, used in embryotomy. **M.'s method**, delivery of the after-coming head by supporting the fetus on the forearm with one or two fingers in the mouth to flex the head, and making traction with three fingers and with two fingers of the other hand curved over the shoulders behind.

Mauthner's sheath (mow't'ner) [Ludwig Mauthner, Austrian physician, 1840-1894.] A fine membrane surrounding the axis-cylinder of a nerve-fiber separating it from the white substance of Schwann. **M.'s test**, a test for color perception similar to Holmgren's, but made with violet-filled with pigments instead of with shades of worsted.

maxill'a, gen. and pl. *maxill'ae* [L. jawbone] [BNA] Superior maxilla, superior maxillary bone, upper maxilla, upper jawbone; an irregularly shaped bone, articulating with all the bones of the face

the ethmoid, inferior turbinated, and sometimes the sphenoid bones, and forming with its fellow the upper jaw. *inferior m.*, lower m., mandibula, mandible. *superior m.*, upper m., maxilla.

maxillary. Supramaxillary, relating to the maxilla, or upper jaw. *inferior m.*, relating to the mandible, or lower jaw. *m. glands*, submaxillary glands, see *glandula submaxillaris*.

maxillitis (maks-i-lī' (le')tis). 1. Inflammation of the maxilla. 2. Inflammation of the submaxillary salivary gland.

maxilloden'tal. Relating to the jaw and the teeth, alveolodental.

maxillojugal. Relating to the maxilla and the zygoma.

maxillomandibular. Relating to the upper and lower jaws.

maxillopalatine (maks-i-l'o-pal'a-tīn). Relating to the maxilla and the palatine bone.

maxillopharyngeal. Mandibulopharyngeal, relating to the inferior maxilla, or mandible, and the pharynx; noting a space between the pharynx and the ramus of the lower jaw, in which are found the internal carotid artery and internal jugular vein and the vagus, glossopharyngeal, accessory, and hypoglossal nerves.

maxilloturbinal. Relating to the inferior turbinated bone, concha* nasalis inferior.

maximal [L. *maximus*, greatest.] The greatest possible, at the highest limit.

maximum [L. neuter of *maximus*, greatest.] 1. The highest limit, the greatest amount possible.

2. Fastigium. *m. dose*, the largest dose of a drug that can be taken without danger of poisoning.

Maxwell's ring. Loewe's* ring.

msya (mah'yah) [Bulg.] A ferment used in the preparation of yakhourth a Bulgarian soured and curdled milk food.

May-apple. Podophyllum.

Mayer's fluid [Ferdinand F. Mayer, American pharmaceutical chemist, nineteenth century.] A solution of calcium phosphate, magnesium sulphate, and potassium phosphate, of each 5, in water, 1000; used as a culture medium. *M.'s test*, for alkaloids: the addition of a solution of mercuric chloride and potassium iodide to an alkaloidal solution causes the formation of a white precipitate.

Mayet's paste. A cancer paste of zinc oxide 1, zinc chloride 8, and flour 7.

mayhem (ma'hēm) [an old form of *maim*.] The inflicting of a violent bodily injury which more or less incapacitates the victim.

mayitium (ma'ī-dizm). Pellagra.

Mayo's method [Charles H. Mayo.] Treatment of tic douloureux by excision of the affected nerve-branch and plugging the foramen of exit by a silver screw to prevent reunion. *M.'s treatment*, of a bunion; the skin over the bunion is dissected from the bursa, the latter is lifted by a borseshoe incision, being left attached to the base of the first phalanx; the head of the metatarsal bone is removed and the bursal flap is turned into the joint area in front of the bone in order to secure a movable joint.

Mayo's operation [William J. Mayo.] An operation for the radical cure of umbilical hernia; the neck of the sac is exposed by two elliptical incisions, the gut is returned to the abdomen, the sac and adherent omentum are cut away, and the opening is closed with mattress sutures.

Mayo's operation [William James Mayo, *1861, Charles Horace Mayo, *1865, American surgeons.] Excision of the pylorus and exclusion of the duo-

denum with posterior gastrojejunostomy. *M.'s sign*, relaxation of the muscles of the lower jaw, when surgical anesthesia is complete.

Mayo-Robson's point [A. W. Mayo-Robson, English surgeon, contemporary.] A point just above and to the right of the umbilicus, where tenderness on pressure exists in cases of disease of the pancreas. *M.-R.'s position*, the patient lies on the back with a thick pad under the loins, causing a marked lordosis in this region; employed in operations on the gall-bladder.

Mayor's hamm'er [Mathias Louis Mayor, Swiss surgeon, 1776-1846.] A metal hammer which is heated in boiling water and then applied to the skin as a counterirritant or vesicant.

ma'za [G. a large coarse cake.] The placenta.

ma'zic. Placental.

ma'zocacoth'esis [G. *masa*, barley-cake (placenta), + *kakos*, bad, + *thesis*, place.] Placenta prævia.

mazodyn'ia [G. *masos*, breast, + *odynē*, pain.] Mastodynia.

mazol'ogy [G. *masos*, breast, + *-logia*.] Mastology.

mazol'ysis [G. *masa*, a barley cake (placenta), + *lysis*, a loosing.] Detachment of the placenta.

mazopath'ia, **mazop'athy** [G. *masa*, a barley cake (placenta), + *pathos*, suffering.] 1. Any disease of the placenta. 2 [G. *masos*, breast.] Disease of the breast, mastopathy.

maz'opexy [G. *masos*, breast, + *pēxis*, fixation.] Mastopexy.

Mazzoni's corpuscle (mad-zo'ne) [Vittorio Massoni, Italian physician, contemporary.] A tactile corpuscle apparently identical with Krause's end-bulb.

M.C. Abbreviation of *Magister Chirurgia*, Master of Surgery.

M.D. Abbreviation of *Medicina Doctor*, Doctor of Medicine.

M.D.S. Abbreviation of *Master of Dental Surgery*.

meadow-saffron (med'o-saf'ron). Colchicum.

measle (me'zl). The larva (*Cysticercus cellulosæ*) of *Tania solium*, the pork tapeworm.

measles (me'zlz) [D. *maselen*.] 1. Morbilli, rubeola; an acute exanthematous disease, marked by fever and other constitutional disturbances, a catarrhal inflammation of the respiratory mucous membranes, and a generalized maculopapular eruption of a dusky red color, followed by a branny desquamation. The eruption occurs early on the buccal mucous membrane in the form of the so-called Koplik's* spots, a fact utilized in the early diagnosis of the disease. The average incubation period is from 10 to 12 days. 2. A disease of swine caused by the presence of *Cysticercus cellulosæ*, the larva of *Tania solium*, the pork tapeworm. 3. Plural of *measle*. **black m.**, hemorrhagic m. **German m.**, rubella. **hemorrhagic m.**, a severe form in which the eruption is dark in color due to an effusion of blood into the skin.

measly (me'zlz). Containing the larvæ, cysticerci, of *Tania solium*.

me'atal. Relating to a meatus

meat-hole. A space or pocket between two teeth in which food particles lodge.

me'atom'eter [meatus + G. *metron*, measure.] An instrument for measuring the size of a meatus, especially the meatus urethræ.

me'ator'haphy [meatus + *rhaphe*, suture.] Closing by suture the wound made in a previous meatotomy.

meatoscope (me-at'o-skōp) [meatus + *skopeō*, I view.] A form of speculum for examining a meatus, especially the meatus urethræ.

me'atos'copy. Inspection, usually instrumental, of

any meatus, especially of the meatus urinarius and of the urethra immediately adjacent. **ureteral m.**, inspection, through a cystoscope, of the orifices of the ureters in the wall of the bladder.

meatotome (me-at'ō-tōm). A knife with short cutting edge for use in meatotomy.

meatoromy [L. *meatus* + G. *tomē*, incision.] Porotomy, an incision made to enlarge the meatus urinarius.

meat'ox. Trade name of a beef powder said to contain 80 per cent. of protein.

meatus, pl. *meatus* (me-a'tus) [L. passage.] A passage or channel, especially the external opening of a canal. **external auditory m.**, m. acusticus externus. **fish-mouth m.**, a red and swollen condition of the lips of the meatus urinarius in gonorrhea. **internal auditory m.**, m. acusticus internus. **m. acusticus externus** [BNA], external acoustic or auditory m., the passage leading inward through the tympanic portion of the temporal bone, from the auricle to the membrana tympani; it consists of an osseous (internal) portion and a fibrocartilaginous (external) portion. **m. acusticus internus** [BNA], internal acoustic or internal auditory m., a canal running from the internal auditory foramen, or acoustic pore, through the petrous portion of the temporal bone, ending at the fundus where a thin plate of bone separates it from the vestibule; it gives passage to the facial and auditory nerves and the pars intermedia of Wrisberg, together with the auditory branch of the basilar artery and the internal auditory veins. **m. nasi**, the three passages in the nasal cavity formed by the projection of the turbinated bodies; the **inferior m.** lies below the inferior turbinated, the **middle m.** between the middle and inferior turbinated, the **superior m.** between the superior and middle turbinated. **m. urinarius**, orificium* urethræ externum, the external opening of the urethra.

Mec'ca bal'sam. Balm of Gilead, opobalsamum.

mechanical (me-kan'y-kal) [G. *mēchanikos*, relating to a machine.] Performed by means of some apparatus, not manual.

mechanics (me-kan'iks). The branch of science which treats of forces.

mechanism (mek'an-izm) [G. *mēchanisma*, a contrivance.] 1. An arrangement or grouping of the parts of anything which has a definite action. 2. The means by which an effect is obtained.

mechanotherapy (mek'an-o-ther'ā-pl) [G. *mēchanē*, machine, + *therapeia*, treatment.] Treatment of disease by means of apparatus or mechanical appliances of any kind.

mèche (mesh) [Fr. wick.] A strip of gauze or other material used as a tent or drain.

Meckel's band [Johann Friedrich Meckel, German anatomist, 1714-1774.] A portion of the anterior ligament binding the malleus to the wall of the tympanum. **M.'s cavity**, a space formed by separation of the two laminae of the dura mater at the tip of the petrous portion of the temporal bone; it encloses the semilunar (Gasserian) ganglion. **M.'s diverticulum**, a blind sac or pouch, the remains of the omphaloenteric duct, extending from the ileum a short distance above the cecum. **M.'s ganglion**, (1) ganglion sphenopalatinum; (2) ganglion submaxillare (M.'s lesser ganglion). **M.'s ligament**, M.'s band. **M.'s space**, M.'s cavity.

Meckel's cartilage [Johann Friedrich Meckel, the younger, grandson of the elder Meckel, German

surgeon, 1781-1833.] The lower and larger part of the first branchial arch, the cartilage of the mandibular arch in the embryo. **M.'s plane**, a craniometric plane cutting the alveolar and the auricular points. **M.'s rod**, M.'s cartilage.

meckelotomy. Excision of the sphenopalatine or Meckel's ganglion.

mecom'eter [G. *mēkos*, length, + *metron*, measure.

An instrument, like calipers with a scale attached, for ready measurement of the newborn child.

meconate. A salt of meconic acid.

meconic acid. An acid obtained from opium. $C_7H_4O_7$, occurring in the form of white scales; slightly soluble in water; it forms soluble salts (meconates) with many of the alkalis of opium. **meconidine**. An alkaloid obtained from the mother liquor of morphine, $C_{11}H_{12}NO_2$, an amorphous, yellowish, tasteless powder.

meconin. Opianyl, a neutral principle derived from opium, $C_{10}H_{10}O_4$, and found also in hydrastis canadensis; occurs in colorless crystals, hygroscopic in doses of gr. $\frac{1}{2}$ -1 (0.03-0.06).

meconiorrhoea, **meconiorrhoea** [G. *rhoea*, flow.] The passage, by the newborn infant, of an abnormal large amount of meconium.

meconism [G. *mēkōn*, the poppy.] Chronic opium poisoning; opium addiction.

meconium [G. *mēkōn*, poppy.] 1. Poppy-leaf opium. 2. The first intestinal discharges of the newborn infant, greenish in color and consisting of epithelial cells, mucus, and bile.

meconisin. A neutral principle, $C_7H_{10}O_4$, obtained from the mother liquor after the abstraction of meconin; occurs in brown plates or scales.

me'dia [L. fem. of *medius*, middle, agreeing with *tunica*, coat.] The middle, or muscular, coat of an artery, muscularis.

me'dia. Plural of medium.

me'diad. Toward the middle line.

me'dial [L. *medialis*; *medius*, middle.] 1. Relating to the middle or center. 2. [BNA] Internal, opposed to lateral or external.

me'dian. Central, middle, medial, mesal; a name given to various structures, especially blood vessels and nerves; see *arteria*, *nervus*, *vena*.

mediast'inal. Relating to the mediastinum.

mediastinitis (me-de-as-ti-ni'ne'tis) [L. *mediastinum* + G. *-itis*.] Inflammation of the cellular tissue of the mediastinum.

mediastinopericarditis. Inflammation of the outer layer of the pericardium and of the surrounding mediastinal cellular tissue.

mediastinotomy [G. *tomē*, incision.] Incision into the mediastinum.

mediastinum (me'di-ah-sti-num) [L. *mediastinum*, being in the middle.] 1. A septum between two parts of an organ or a cavity. 2. The median dividing wall of the thoracic cavity, covered by the mediastinal pleura and containing all the thoracic viscera and structures except the heart. It is divided arbitrarily into four parts: the **superior m.** is that part lying above the pericardium; it contains the arch of the aorta and the vessels arising from it, the innominate veins and upper portion of the superior vena cava, the trachea, the esophagus, the thoracic duct, the thymus, and the phrenic, pneumogastric, cardiac, and left recurrent laryngeal nerves. The **middle m.** contains the pericardium and its contents and the phrenic nerves and accompanying vessels. The **anterior m.** is the narrow space between the pericardium and the sternum containing some lymphatic glands and vessels and branches of the

internal mammary artery. The *posterior m.* lies between the pericardium and the vertebral column, below the level of the fourth thoracic vertebra; it contains the descending aorta, thoracic duct, esophagus, azygos veins, and pneumogastric nerves. *m. cerebell'i, falx cerebelli. m. cer'ebr'i, falx cerebri. m. testis, corpus Highmori*, a mass of fibrous tissue continuous with the tunica albuginea, projecting forward into the testis along its posterior border.

me'diate [L. *mediatus*; *mediare*, to divide in the middle.] 1. Effected by means of something else; not immediate or direct. 2. Situated between two parts, intermediate.

me'diator. Amboceptor.

medicable (med'i-ka-bl). Admitting of treatment with hope of cure.

med'ical. 1. Relating to medicine or the practice of medicine. 2. Medicinal. *m. board*, the body of attending and consulting physicians and surgeons attached to a hospital. *m. direc'tor*, (1) a physician at the head of the medical department, or the corps of medical examiners of an insurance company; he decides upon the insurability of the risks, appoints the examiners, inspects death claims, compiles statistics from the mortuary returns, and studies impairments in regard to their influence on longevity; (2) a medical officer in the U. S. Navy, who ranks with a captain. *m. exam'ner*, (1) a physician who makes an investigation to determine the state of health of a candidate for life insurance or of any other person; (2) in certain States, a physician appointed to perform the duties of a coroner. *m. finger, digitus medicus. m. inspec'tor*, (1) a physician in the employ of a life-insurance company who travels through the territory in which his company does business, investigating into the standing and ability of the m. examiners and determining the desirability of risks offered to the company; (2) one who selects simple uncomplicated risks, under the supervision of the m. director, at the home office; (3) an officer in the medical corps of the U. S. Navy ranking with a commander. *m. jurispru'dence*, see under *jurisprudence*.

Med'ical Lake, Washington. Alkaline-saline-sodic waters. Used by drinking and bathing for the diuretic, laxative, and antacid effects.

med'icament [L. *medicamentum*; *medicari*, to heal.] A medicine, a medicinal application; a remedy.

med'icate [L. *medicatus*; *medicari*, to heal.] 1. To treat disease by the giving of drugs. 2. To impregnate with a medicinal substance.

med'icated. Impregnated with a medicinal substance.

med'ication. The act of medicating, in either sense. *ion'ic m.*, cataphoresis.

med'icator. 1. One who gives medicaments for the relief of disease; a term sometimes applied in derision to one who prescribes drugs for every minor ailment. 2. An instrument for use in making therapeutic applications to the deeper parts.

medic'ephal'ic. Median cephalic, noting the communicating vessel between the median and the cephalic veins.

medicerebell'ar. Relating to the central part of the cerebellum, middle cerebellar.

medic'c'erebral. Relating to the central portion of the cerebrum, middle cerebral.

med'ical (me-dis'i-nal). 1. Relating to medicine, having curative properties. 2. Medical. *m. finger, digitus* medicus, ring finger.*

med'icine [L. *medicina*.] 1. A drug. 2. The art of preventing or curing disease; the science which treats of disease in all its relations. 3. The study and treatment of general diseases or those affecting the internal parts of the body, distinguished from *surgery*. *clin'ical m.*, the study and practice of medicine in relation to the actual patient; the art of medicine as distinguished from laboratory science. *domes'tic m.*, the treatment of minor ailments at home without the direction of a physician. *foren'sic m.*, medical jurisprudence.* *le'gal m.*, medical jurisprudence.* *pat'ent m.*, a remedy, often a quack remedy, the name and mode of manufacture of which are patented. *preven'tive m.*, the branch of medical science which treats of the prevention of disease. *quack m.*, a compound advertised to the laity as curative of a certain disease or diseases. *propri'etary m.*, a medicinal compound the formula and mode of manufacture of which are the property of the maker. *State m.*, public m., that branch of medical science which deals with statistics, hygiene, the prevention and overcoming of epidemics, etc.

medicine'roa [L. *medius*, middle, + *cinereus*, ashen.] The gray matter of the claustrum and lentiform nucleus of the brain.

medicister'na [L. *medius*, middle, + *cisterna*, cistern, reservoir.] Cisterna ambiens.

medicochirurgical (med'i-ko-ki-rur'i-j-kal). Relating to both medicine and surgery, or to both physicians and surgeons.

medicole'gal [L. *medicus*, medical, + *legalis*, legal.] Relating to both medicine and the law, or to medical jurisprudence.

medicomechanical (med'i-ko-me-kan'i-j-kal). Relating to both medicinal and mechanical measures in therapeutics.

medicommis'sure (med-i-kom'i-sur). Middle commissure, massa* intermedia.

medicophys'ical. Relating to disease and the condition of the body generally; as *m. examination* in which a person is examined with a view to determine the presence or absence of disease as well as to note the general physical condition.

medicopsychology (med-i-ko-si-kol'o-j'i). Psychology in its relation to medicine.

med'icornu (med-i-ko'r-nu) [L. *medius*, middle, + *cornu*, horn.] The middle horn, cornu inferius, of the lateral ventricle.

med'icus [L.] Physician.

medifron'tal. Midfrontal, noting a gyre or convolution of the frontal lobe of the brain, gyrus frontalis medius, and a fissure in the m. gyre, sulcus frontalis medius.

med'inal. Trade name of a preparation said to be the monosodium salt of diethyl-barbituric acid, or veronal, diethyl-malonylurea; recommended as an hypnotic in doses of 5-15 gr. (0.3-1.0).

Medi'na-worm. *Filaria medinensis*.

mediocar'pal [L. *medius*, middle, + G. *karpos*, carpus.] Relating to the central part of the carpus, noting the articulation of the carpal bones with each other; mesocarpal, midcarpal, carpo-carpal.

medioc'cip'ital. Midoccipital.

mediolat'eral. Relating to the median plane and a side.

medio'pon'tine [L. *medius*, middle.] Relating to the central part of the pons Varoli.

mediotar'sal [L. *medius*, middle, + G. *tarsos*, tarsus.] Relating to the middle of the tarsus, noting the articulations of the tarsal bones with each other; mesotarsal, midtarsal, tarsotarsal.

mediscalenus. *Musculus scalenus medius.*

medisect' [L. *medius*, middle, + *sectus*; *severe*, to cut.] To incise in the median line.

Mediterranean fever, Malta* fever.

medium, pl. *media* [L. neuter of *medius*, middle.]

1. Anything through which an action is performed, a means. 2. A substance, either solid or liquid, containing nutrient material for the cultivation of microorganisms; a culture-medium. 3. The liquid vehicle holding a substance in solution or suspension. 4. A substance used for treating or mounting histological specimens. 5. A substance through which impulses or impressions are transmitted. **clearing m.,** one used in histology for making specimens translucent or transparent. **culture m.,** medium (2). **dispersion m.,** external m., external phase.* **passive m.,** one which produces no change in the specimens placed in it.

med'ol. Trade name of a creolin preparation employed as a liniment, especially in veterinary practice.

medorrhea, medorrhoea (me-dor-re'ah) [G. *mēdos*, penis, + *rhoeia*, flow.] A discharge from the urethra; gleet.

medorrh'ium [*medorrhoea*, gleet.] In homeopathic practice, a trituration of the gonorrheal virus; employed in the chronic sequelae of gonorrhea and in chronic rheumatism, in high potencies.

medull'a [L. marrow.] Any soft marrow-like structure, especially in the center of a part. Specifically, (1) bone-marrow, (2) the spinal cord, (3) the medulla oblongata. **m. oblongata**, the prolongation of the spinal cord into the brain, extending from the lower end of the decussation of the pyramids to the pons Varoli; it is about an inch long, cylindrical in shape, somewhat enlarged at its upper extremity, its anterior surface resembling in configuration the spinal cord, and posteriorly forming part of the floor of the fourth ventricle. **m. os'sium**, the bone-marrow. **m. spina'lis**, spinal marrow, spinal cord; the elongated cylindrical portion of the cerebrospinal axis, or central nervous system, which is contained in the canal of the spinal or vertebral column.

medull'aden. Trade name of a preparation of the red bone marrow of cattle; recommended in anemia and leucemia in doses of gr. 15-30 (1.0-2.0).

medull'ar. Medullary.

med'ullary. Relating to the medulla or marrow. **m. sheath**, (1) m. substance; (2) in botany, the sheath of protoxylem surrounding the pith of a stem. **m. space**, the central cavity and the cellular intervals between the trabeculae of bone, filled with marrow. **m. substance**, myelin substance, white substance of Schwann; a soft material, composed of a network of neurokeratin enclosing in its meshes the semifluid myelin, which surrounds the axis-cylinder of a medullated nerve-fiber, and is itself surrounded by a delicate membrane, the neurilemma; it is interrupted at more or less regular intervals by constrictions of the neurilemma forming the nodes of Ranvier, the portion between two nodes being called an internode.

med'ullated. Having a medulla or medullary substance. **m. nerve-fiber**, one the axis-cylinder of which is surrounded by a sheath of medullary substance.

medulla'tion. Acquiring, or the act of formation of, marrow or medulla, or a medullary sheath.

medullispi'nal. Relating to the spinal cord.

medullitis (mē-dul-i'(e')tis). Inflammation of mar-

row, either bone-marrow (osteomyelitis) or of spinal cord (myelitis).

medulliz'a'tion. The enlargement of the medullary spaces in rarefying osteitis.

medulloarthritis (mē-dul'o-ar-thri'(thre')tis). Inflammation of the cancellous articular extremity of a long bone.

medull'ocell. Myelocyte.

Medu'sa san'guinis. A parasite, of undetermined nature, found in the blood in certain cases of fever in Eastern Asia.

megabacte'rium [G. *megas*, great.] A bacterium of unusually large size.

megacar'dia. Cardiomegaly.

megacaryocyte (meg-ah-kar'i-o-sit) [G. *megas*, large, + *karyon*, nut (nucleus), + *kytos*, hollow vessel (cell).] A large cell with lobulated nucleus located in the spleen of the embryo and the young of many animals.

megacepha'lia. Megacephaly.

megacephal'ic [G. *megas*, large, + *kephali*, head.] Having a large head. Noting a skull with capacity of over 1450 c.c., or an individual having such a skull. Among the megacephalic races are Europeans, Japanese, and Eskimo.

megaceph'alous. Megacephalic

megaceph'aly [G. *megas*, large, + *kephali*, head.] Large size of the head, either congenital or acquired (leontiasis).

megacoc'cus [G. *megas*, large.] *Macrococcus.*

megaco'lon [G. *megas*, great, + *colon*.] A condition of extreme dilatation of the large intestine. **m. congen'itum**, congenital dilatation of the colon. Hirschsprung's or My's disease.

meg'acoly. Megacolon.

meg'adont [G. *megas*, large, + *odont*(*odont*), tooth.] Having large teeth. Noting a skull with a dental index above 44.

megadyne (meg-ah-din) [G. *megas*, great, + *dynē*] One million dynes.

megagamete (meg-ah-gam'et) [G. *megas*, large, + *gamete*.] Macrogamete.

meg'akar'yocyte. Megacaryocyte.

megalac'ria [G. *megas*, large, + *akros*, at the top, end.] Acromegaly.

megal'gia [G. *megas*, large, + *algos*, pain.] Very severe pain, hyperalgia.

meg'aloblast [G. *megas*(*megal*-), large, + *blast*, germ, sprout.] A large nucleated red blood-corpuscle, or primitive erythroblast.

megalocardia (meg-al-o-kar'di-ah). *Cardiomegaly.*

megaloceph'alia, megalocceph'aly. *Megacephaly.*

megalocephal'ic, megalocceph'alous. *Megacephalic.*

Megalococ'cus myxo'id'es. A blastomycete fruit, by Curtis of Lille in a tumor resembling a myxosarcoma.

megalocor'nea [G. *megas*(*megal*-), large] *Macrocornea.*

megalocyte (meg'al-o-sit) [G. *megas*(*megal*-), large, + *kytos*, cell.] A large (10 to 50 μ) non-nucleated red blood-corpuscle.

megalodac'tylism [G. *megas*(*megal*-), large, + *dactylos*, finger.] Dactylomegaly, macrodactylism, abnormal size of one or more fingers or toes.

megalodac'tylous. Having large fingers or toes. **meg'alodont** [G. *megas*(*megal*-), large, + *odont*(*odont*), tooth.] *Macrodon.*

megalodontia (meg-al-o-don'the-ah). *Macrodonia.*

megalogas'tria [G. *megas*(*megal*-), large, + *gaster*, stomach.] Abnormal size of the stomach.

megaloglossia [G. *megas*(*megal*-), large, + *glossa*, tongue.] *Macroglissia.*

meg'aloma'nia [G. *megas*(*megal*-), large, + *mania*, frenzy.] A delusion of grandeur; insanity in

which the patient believes himself to be a person of great importance, wealth, or intellect.

megaloma'niac. A person suffering from megalomania.

megalome'lia [G. *megas*(*megal-*), great, + *melos*, an extremity.] Macromelia.

megalonychia (meg'al-on-l-i-ko'sis) [G. *megas*(*megal-*), great, + *onyx*(*onych-*), nail.] Large size or hypertrophy of the nails on the fingers or toes.

megalope'nis [G. *megas*(*megal-*), great.] Abnormal size of the penis, macrophallus.

megalophon'ic [G. *megas*(*megal-*), great, + *phōnē*, sound.] Magnifying sound, polyacoustic.

megalopthal'mus [G. *megas*(*megal-*), great, + *ophthalmos*, eye.] Large size of the eyes.

megalop'ia [G. *megas*(*megal-*), great, + *ōps*(*ōp-*), eye.] Megalopsia, macropsia.

megalop'sia [G. *megas*(*megal-*), great, + *opsis*, vision.] The subjective magnification of objects seen, macropsia.

megaloscope [G. *megas*(*megal-*), great, + *skopēō*, I view.] An endoscope which magnifies the part inspected by means of a reflecting mirror or a lens.

megalosple'nia [G. *megas*(*megal-*), great, + *splēn*, spleen.] Abnormal size of the spleen, splenomegaly.

megalosporon [G. *megas*, great, + *sporos*, seed.] *Trichophyton megalosporon*.

megalosyndactyl'ia [G. *megas*(*megal-*), great, + *syn*, together, + *daktylos*, finger.] A condition of webbed or fused fingers or toes of large size.

megamerozo'ite [G. *megas*, large, + *merozoite*.] A large merozoite.

megau'cleus. Macronucleus.

megapros'opous [G. *megas*, great, + *prosōpon*, face.] Having a large face, noting a skull in which the face is out of proportion to the vault of the cranium.

megaseme (meg'ā-sēm) [G. *megas*, large, + *sēma*, sign.] Noting an orbital aperture with an index above 80.

megasoma [G. *megas*, great, + *sōma*, body.] Macrosomia.

megaspore [G. *megas*, great, + *sporos*, seed., Macrosore.

Megas'toma enter'icum [G. *megas*, great, + *stoma* mouth.] *Lambia intestinalis*.

megavolt [G. *megas*, great.] A unit of electromotive force, equal to one million volts.

Mélin's point (ma-glañ') [J. A. Mélin, French physician, 1756-1824.] The point of emergence of the palatine nerve at the foramen palatinum majus, sometimes painful on pressure in neuralgia.

megohm [G. *megas*, great.] A unit of electrical resistance, equal to one million ohms.

megophthal'mus. Megalophthalmus.

megur'cyte [G. *megas*, great, + *oxys*, acid, + *kytos*, cell.] Megoxypil.

megoxyphil, **megoxyphile** (meg-oks'y-fil, or fil) [G. *megas*, great, + *oxys*, acid, + *phileō*, I like.] An eosinophil leucocyte, containing coarse granules.

mégrim. Migraine.

mégrims. Vertigo in the horse.

Meibomian cyst [Hendrik Meibom, Dutch anatomist, 1638-1700.] Chalazion. **M. gland**, **glandula tarsalis** [BNA], one of the acinous glands on the margins of the eyelids.

Meige's disease (mehzh) [Henri Meige, French physician, *1866.] Milroy's* disease.

melo- For words beginning thus, see *mio-*.

Meissner's corpuscles (mis'ner) [Georg Meissner, German histologist, 1829-1903.] Tactile or touch corpuscles, Wagner's corpuscles, corpuscula

tactus; oval masses of wedge-shaped epithelioid cells, containing the flattened plate-like terminations of one or several axons; they are found chiefly in the papillae of the finger tips and in the conjunctiva. **M.'s plex'us**, Remak's plexus, Meissner-Billroth's plexus, plexus* submucosus.

mel, gen. *mel'lis* [L.] (U.S., Br.) 1. Honey, a saccharine substance prepared by the honey-bee, *Apis mellifica*; employed as an excipient, especially for application to the buccal mucous membrane and in cough remedies. 2. A pharmacopoeial preparation with honey as the excipient. **m. bora'cis** (Br.), honey of borax, borax 1, glycerin $\frac{1}{2}$, honey 8; employed locally in the treatment of aphthae and other affections of the oral mucous membrane. **m. despuma'tum** (U.S., Br.), clarified honey, honey melted in a water-bath (mixed with paper-pulp, U.S.) and strained (with 5 per cent. glycerin added, U.S.), used in the preparation of the official and extemporaneous honeys. **m. ro'sae** (U.S.), honey of rose, fluidextract of rose 120, honey to make 1000; employed as an excipient in extemporaneous mixtures.

melæ'na. Melena.

melag'ra [G. *melos*, limb, + *agra*, seizure.] Rheumatic or myalgic pains in the arms or legs.

melal'gia [G. *melos*, a limb, + *algos*, pain.] Pain in a limb; meralgia.*

melancholia (mel-an-ko'li-ah) [G. *melas*, black, + *cholē* bile.] 1. A mental disease marked by apathy and indifference to one's surroundings, mental sluggishness and depression. 2. A symptom occurring in other psychoses, marked by depression of spirits and by a sluggish and painful process of thought. **acute' m.**, simple, functional m., occurring usually during the first half of adult life, marked by insomnia, emaciation, and a subnormal temperature, in addition to the ordinary symptoms of m. **chron'ic m.**, involution m., m. agitata; a form of long duration, occurring after middle life, marked by depression, anxiety, restlessness, and more or less hypochondria. **hypochondri'acal m.**, chronic m. **involu'tion m.**, chronic m. **m. agita'ta**, chronic m. **m. sim'plex**, acute m. **recur'rent m.**, acute or simple m. which shows a tendency to recur after longer or shorter periods of remission.

melancholiac (mel-an-ko'li-ak). A person suffering from melancholia.

melanode'ma, **melanode'ma** [G. *melas*(*melan-*), black, + *oidēma*, swelling.] A black pigmented deposit in the lung; anthracosis.

melane'mia, **melanē'mia** [*melan*(*in*) + G. *haima*, blood.] The presence of free black pigment (melanin) in the blood stream.

melanephidro'sis [G. *melas*(*melan-*), black, + *ephi-drōsis*, perspiration.] A form of chromidrosis in which the sweat is nearly black.

mélangeur (ma-lon-zhēr') [Fr. mixer.] A glass tube with a bulb at one extremity used for diluting the blood drawn for microscopical examination.

melanif'erous (*melanin* + L. *ferre*, to carry.) Containing melanin or other black pigment.

mel'anin [G. *melas*(*melan-*), black.] The dark or black pigment in the epidermis and hair in dark-skinned races, and in the chorioid coat of the eye. **artific'ial m.**, **facti'tious m.**, melanoid(2).

mel'anism. Melanosis.

melanist'ic. Melanotic.

melano- [G. *melas*(*melan-*), black.] A prefix conveying the notion of black or extreme darkness of hue.

mel'anocarcino'ma. A deeply pigmented cancer, melanoid carcinoma.

melanochroous (mel-an-ok'-ro-us) [G. *melas*(*melan-*), black, + *chroa*, complexion.] Melanochrous; having dark complexion, dark-skinned, brunette.

melanoc'omous [G. *melas*(*melan-*), black, + *kome*, hair of the head.] Black-haired.

melanocyte (mel'an-o-sit) [G. *melas*(*melan-*), black, + *kytos*, cell.] A pigmented ameboid cell or leucocyte.

melanoderma (mel-an-o-dur'mah) [G. *melas*(*melan-*), black, + *derma*, skin.] An abnormal pigmentation of the skin; melasma. **m. cachecticorum** (kă-kek-ti-ko'-rum), m. of the cachectic, m. occurring in certain chronic diseases, such as malaria, tuberculosis, etc. **m. senile**, cutaneous pigmentation occurring in the aged. **parasitic m.**, vagabonds' disease.

melanoder'mic. Relating to or marked by melanoderma or pigmentation of the skin.

mel'anogen [*melanin* + G. *gennaō*, I produce.] A chromogen in urine which is converted into melanin.

mel'anoid [G. *melas*(*melan-*), black, + *eidos*, resemblance.] 1. Blackish, deeply pigmented. 2. A pigment obtained by treating a protein with hydrochloric acid and heating.

melano'ma, pl. *melano'mata* [G. *melas*(*melan-*), black, + *ōma*.] A pigmented mole, chromatophoroma.

melanop'athy [G. *melas*(*melan-*), black, + *pathos*, suffering.] 1. Any disease marked by pigmentation of the skin or tissues. 2. Melanoderma, melasma.

melanopla'cia, **melanopla'cia** [G. *melas*(*melan-*), black, + *plax*, a flat plain.] The occurrence of pigmented patches on the tongue and buccal mucous membrane.

melanorrha'gia [G. *melas*(*melan-*), black, + *rhēgnymi*, I burst forth.] Melanorrhœa.

melanorrhe'a [G. *melas*(*melan-*), black, + *rhoia*, flow.] The discharge of dark colored or black stools; melena.

melanosarco'ma [G. *melas*(*melan-*), black.] A malignant form of deeply pigmented sarcoma.

mel'anosarcomato'sis. The occurrence of multiple melanosarcomata, generalized melanosarcoma.

melanoscirrh'us (mel-an-o-skir'(str')us). A deeply pigmented scirrhous carcinoma.

melano'sis [G. *melas*(*melan-*), black.] 1. Abnormal pigmentation of the tissues and organs. 2. Cachexia due to the presence of melanoid neoplasms.

melanos'ity [G. *melas*(*melan-*), black.] Darkness of complexion.

melanot'ic. Relating to melanosis; marked by deep pigmentation.

mel'anous. Dark complexioned, brunette.

mel'anthin. A glucoside, resembling saponin and helleborin, in black caraway, the seeds of *Nigella sativa*.

melanu'ria [*melanin* + G. *ouron*, urine.] The excretion of urine of a dark color, due to the presence of melanin or other pigments or to the action of phenol, cresote, resorcin, and other coal-tar derivatives.

melanu'ric. Relating to or characterized by melanuria.

melan'urin. A dark pigment found at times in the urine.

melas'ma [G. a black color, a black spot.] Melanoderma, a patchy or generalized pigmentation of the skin. **m. Addisonii**, Addison's disease. **m. gravidarum**, pigmentation of the skin in pregnant

women. **m. suprema'le**, Addison's disease. **m. universa'le**, melanoderma senile.

melena, **melena** (mel-e'nah) [G. *melaina*, fem. of *melas*, black.] 1. Melenemesis, black vomit.

2. The passage of dark-colored tarry stools, due to the presence of blood altered by the intestinal juices. **m. neonato'rum**, m. of the newborn, a force occurring in young infants. **m. spu'ria**, the passage of blood which has been swallowed, especially that from a fissured nipple, swallowed by nurslings. **m. ve'ra**, true m. as distinguished from m. spuria.

melenemesis melenemesis (mel-e-nem'e-sis) [G. *melas*(f. *melaina*), black, + *emesis*, vomiting.] Black vomit, melena (1), vomiting of dark colored or blackish material, consisting of blood altered by the action of the gastric juice.

melicera, **meliceris** (mel-i-se'rah, mel-i-se'ris) [G. *meli*, honey, + *keros*, wax.] An hygroma or other cyst containing matter of a honey-like consistence.

mel'ilot, **melillo'tus** [G. *meli*, honey, + *lōtos*, lotus.] The leaves and flowering tops of several species of *Melilotus*, a genus of plants of the pulse family, especially *M. officinalis*, sweet or king's clover, formerly employed internally in the treatment of dysmenorrhœa and flatulent diarrhea, and externally as a poultice for the relief of colic and muscular pain.

melioform (mel'i-o-form). Trade name of a soft soap preparation containing formaldehyde.

melis'sa [G. a bee.] Balm, sweet balm, lemon balm, sweet Mary; the leaves and tops of *Monarda officinalis*, a plant of southern Europe; diaphoretic in doses of ʒi-4 (30.0-120.0) of an infusion of 1 ounce to 1 pint.

melissopho'bia [G. *melissa*, bee, + *phobos*, fear.] A morbid fear of bees and wasps.

melitag'ra [G. *meli*, honey, + *agra*, a sebum.] Eczema with soft honey-like crusts.

melite'mia, **melite'mia** [G. *meli*, honey, + *haima*, blood.] Glycemia, glycosemia.

melitis (mel-i'(e')tis) [G. *melon*, cheek, + *-itis*.] Inflammation of the cheek.

melitoptyalism (mel-i-to-ti'al-izm). **Glycoptyalism** **mel'itose.** A crystalline dextrorotatory sugar, C₁₂H₂₂O₁₁, obtained from the manna of the Tasmanian eucalyptus.

melitu'ria [G. *meli*(*melit-*), honey, + *ouron*, urine.] The excretion of sugar in the urine, glycosuria.

melitu'ric. Relating to or affected with melituria, glycosuric.

mel'ite. Mellitum.

melli'tum, gen. *melli'tis*, pl. *melli'ta* [L. neut. of *mellitus*, honeyed.] A pharmaceutical preparation with honey as an excipient; same as *mel* (2).

mellitu'ria. Melituria.

meloma'nia [G. *melos*, song, + *mania*, frenzy.] 1. An insane or inordinate passion for music. 2. A form of insanity in which the patient sings incessantly.

meloma'niac. A person affected with melomania. **melom'eus** [*melos* + *meios*, limb.] A monster with normal and rudimentary accessory limbs.

mel'on-seed bodies. Small fibrous bodies lying loose in the joints or tendon sheaths.

mel'oplasty [G. *melon*, cheek, + *plastō*, I form.] Plastic surgery of the cheek; repair of a defect in the cheek by grafting or the sliding of tissue from a neighboring part.

mel'oplasty [G. *melos*, limb, + *plastō*, I form.] Reparative or plastic surgery of the extremities.

Mel'rose Spring, Tennessee. "Chalybeate" - Y.Y.

low Sulphur," and "Freestone" springs. Four springs. Used internally and locally for the astringent action. May 15 to October 31.

Meltzer's meth'od (melt'ser) [Samuel J. Meltzer, American physician, *1851.] Continuous intratracheal insufflation of air containing an anesthetic vapor, in thoracic surgery.

mem'ber [L. *membrum*.] A limb or extremity.

membrana, gen. and pl. *membra'na* (mem-brah'-bra') [L. *membrana*.] A membrane.

m. abdom'inis, peritoneum.

m. adamantin'ea, Nasmyth's membrane, cuticula* dentis [BNA].

m. adventit'ia, (1) the outer serous covering of an organ which does not form an integral part of such organ but is derived from without; (2) decidua reflecta.

m. agn'na, amnion.

m. adan'to-occipita'lis, one of two membranes passing from the skull to the anterior and posterior arches of the atlas respectively; occipitoatlantal or occipitotatloid membrane.

m. basila'ris, a membrane extending from the lamina spiralis ossea to the crista basilaris of the cochlea, forming the greater part of the floor of the ductus cochlearis, or scala media, and supporting the organ of Corti.

m. cadu'ca, decidua.

m. carno'sa, darts.

m. capsula'ris, the portion of the nutritive capsule which covers the posterior surface of the crystalline lens.

m. capsulopupilla'ris, the portion of the m. pupillar'is which extends laterally from the pupil to the anterior surface of the lens.

m. choriocapilla'ris, the vascular (inner) layer of the choroid coat of the eye.

m. cerebri, any one of the cerebral meninges, especially the pia mater.

m. cor'dis, pericardium.

m. cortica'lis, m. vitellina.

m. cricothyroid'ea, *conus elasticus* [BNA], a membrane filling the interval between the cricoid and thyroid cartilages anteriorly; laterally it is attached above to the inferior thyroarytenoid ligament (ligamentum vocale).

m. decid'ua, see under *decidua*.

m. duedella'na, Descemet's* membrane.

m. e'bora, the lining membrane of the pulp cavity of a tooth.

m. elastica laryn'gis, a layer of elastic fibers, taking the place in the larynx of the submucosa.

m. flaccida, flaccid membrane, Shrapnell's* membrane.

m. fus'ca [L. *fuscus*, swarthy], the pigment layer between the choroid and the sclera of the eyeball.

m. germinat'iva, blastoderm.

m. granulo'sa, a layer of yellow granules lining the Graafian follicle.

m. hyaloid'ea, hyaloid membrane, a membranous thickening of the stroma of the vitreous, forming a capsule of this body.

m. hyothyroid'ea [BNA], thyrohyoid membrane, a somewhat elastic membrane filling the interval between the hyoid bone and thyroid cartilage.

m. interos'sea, a membrane connecting the radius and ulna (*m. i. antibrachii* [BNA]), or the tibia and fibula (*m. i. cruris* [BNA]).

m. lim'itana, one of two layers of the retina, *m. l. interna*, or investing membrane, and the *m. l. externa*, between the nuclear layer and the layer of rods and cones.

m. nic'titana, palpebra tertia, the third eyelid of the horse, consisting of a semilunar fold of the conjunctiva, covering and partly enclosing a curved plate of hyaline cartilage, at the inner angle of the eye.

m. non vibrans, *m. flaccida*, Shrapnell's* membrane.

m. obturator'ia, the thin membrane of strong interlacing fibers filling the obturator foramen.

m. pituit'ia, the nasal mucous membrane.

m. prop'ria, the basement layer of a mucous membrane.

m. præformat'iva, a membrane described as existing between the enamel pulp and the enamel of the tooth, probably an artefact.

m. pupilla'ris, a thin vascular membrane, forming the anterior portion of the capsule of the lens and occluding the pupil in fetal life; it normally disappears about the seventh month, but may persist and cause congenital blindness; called also Wachendorf's membrane.

m. putam'inis [L. *putamen*, husk], the membrane lining the shell of an egg.

m. quadrangula'ris, a portion of the m. elastica laryngis connecting the epiglottis, thyroid cartilages, arytenoid cartilage, and cartilago corniculata.

m. reticula'ris, *m. reticula'ta*, reticular membrane, lamina reticularis; a thin cuticular membrane covering the organ of Corti from the outer rods to Hensen's cells.

m. saccifor'mis, the synovial membrane of the inferior radio-ulnar articulation.

m. sero'sa, (1) a serous membrane; (2) the false amnion.

m. serot'ina, the portion of the decidua entering into the formation of the placenta.

m. ster'ni, sternal membrane, interlacing fibers from the anterior costosternal ligaments covering the anterior surface of the sternum.

m. stria'ta, zona radiata.

m. subzona'lis, false amnion.

m. succin'gens [L. *succingere*, to surround], the pleura.

m. tecto'ria [BNA], tectorial (roof) membrane, posterior occipitoaxial ligament, the upward continuation of the posterior common, or longitudinal, ligament of the spine, attached to the basilar groove on the upper surface of the basilar portion of the occipital bone.

m. ten'sa, *m. vibrans*.

m. tym'pani, membrane of the tympanum, drum membrane, drumhead; a thin tense membrane forming the greater part of the outer wall of the tympanic cavity and separating it from the external auditory meatus; it constitutes the boundary between the external and middle ear.

m. tym'pani secunda'ria, secondary tympanic membrane, the membrane closing the fenestra cochleæ or rotunda.

m. versic'olor, Fielding's membrane, tapetum.*

m. vestibula'ris Reiss'neri, Reissner's vestibular membrane, a delicate homogeneous membrane forming the roof of the ductus cochlearis, or scala media, and separating it from the cavity of the scala vestibularis.

m. vi'brans, the main, tense, portion of the m. tympani, distinguished from *m. non vibrans*, or Shrapnell's* membranes.

m. vitell'ina, the membrane enclosing the ovum; zona pellucida.

membrana'ceous. Membranous

mem'branate. Of the nature of a membrane.

membrane (mem-brân) [L. *membrana*.] A thin sheet or layer of pliable tissue, serving as a covering or envelope of a part, the lining of a cavity, as a partition or septum, or to connect two structures. (For the anatomical terms not found here, see under *membrana*.) **acciden'tal m.**, false m. **anhis'tous m.**, decidua. **base'ment m.**, a thin structureless layer underlying the epithelium of the integument and mucous membrane, and serving as a support for numerous delicate structures. **cell m.**, the layer of condensed protoplasm serving as the enveloping capsule of a cell. **crou'pous m.**, false m. **diphtherit'ic m.**, the false membrane forming on the mucous surfaces in diphtheria. **drum m.**, membrana tympani. **dysmenorrhe'al m.**, a membrane, resembling the decidua, cast off in cases of membranous dysmenorrhea. **elas'tic m.**, one formed of elastic connective-tissue fibers, present in the trachea the coats of the arteries, and elsewhere. **false m.**, pseudomembrane, a more or less thick, tough fibrinous exudate on the surface of a mucous membrane or

the skin. *fenes'trated m.*, tunica intima of an artery. *f'ibrous m.*, a strong m. composed chiefly of fibrous tissue. *fe'tal m.*, one of the membranes forming the sac which encloses and supports the fetus. *germ m.*, *ger'minal m.*, blastoderm. *hap'togen m.*, a membrane supposed to surround the fat globules in milk and in other albuminous fluids. *homoge'neous m.*, structureless membrane, noting specifically a fine membrane covering the villi of the placenta. *hy'aline m.*, *membrana propria*. *hy'aloïd m.*, *membrana hyaloïdea*. *iv'ory m.*, *membrana eboris*. *keratog'enous m.*, the matrix of the nail. *med'ullary m.*, endosteum. *mu'cous m.*, mucosa, see under *mucous*. *nic'titating m.*, *membrana nictitans*. *nu'clear m.*, the outer layer of the nucleoplasm. *olfac'tory m.*, *membrana pituitosa*. *ov'ular m.*, *membrana vitellina*. *peridon'tal m.*, alveolar periosteum. *perior'bital m.*, the periosteum of the orbit. *per'meable m.*, one which permits of the passage of water and of certain dissolved substances (crystalloids); distinguished from a semipermeable m. *pituitary m.*, *membrana pituitosa*. *proliferous m.*, *discus proliferus*. *pyogen'ic m.*, the granular lining membrane of an abscess cavity. *Schneide'rian m.*, *membrana pituitosa*. *semiper'meable m.*, a membrane which allows of the passage of water but not of any substances (crystalloids) held in solution. *se'rous m.*, serosa, see under *serous*. *str'iated m.* of the oocyte, *zona radiata*. *subenam'el m.*, *membrana præformativa*. *subepithe'lial m.*, basement m. *subzo'nal m.*, the outer layer of the amnion, false amnion, derived from the mesoblast. *syno'vial m.*, the lining membrane of a joint, secreting the synovia. *tecto'rial m.*, (1) Corti's* membrane; (2) *membrana tectoria*. *testa'ceous m.*, *membrana putaminis*. *tu'bular m.*, neurilemma. *un'dulating m.*, *un'dulatory m.*, a membrane projecting laterally from certain unicellular organisms, or protozoa, especially well developed in trypanosomes; it is a kinetic or locomotor organ. *u'teroepicho'rial m.*, decidua vera. *vir'ginal m.*, hymen. *vi'tellary m.*, *zona pellucida*. *vi'treous m.*, Descemet's* membrane. *yolk m.*, *membrana vitellina*, *zona pellucida*.

abdomen, peritoneum; mesentery, omentum. **blood-vessels**, intima, endangium (lining); extima, adventitia (enveloping). **bone**, periosteum, endosteum. **brain**, meninx (pl. meninges); pachymeninx, dura mater; leptomeninx, pia mater, arachnoid, arachnoida. **cardiac**, endocardium (lining), pericardium (enveloping). **chest**, pleura. **dissection**, hymenotomy. **ear**, drum membrane, *membrana tympani*, myringa, myrinx; consisting of *membrana flaccida*, Sharpey's membrane, and *membrana tensa* or vibrans; *membrana tympani secundaria* (in fenestra rotunda). **eye**, conjunctiva; *membrana hyaloïdea* (enclosing the vitreous humor); *membrana nictitans* (in certain animals and birds). **false**, pseudomembrane, neo-membrane, neohymen. **fetal**, amnion, chorion. **fibrous**, fascia, aponeurosis. **inflammation**, *hymenitis*; catarrh (mucous membrane); *serositis* (serous membranes); *meningitis* (brain and spinal cord); *endocarditis*, *pericarditis* (heart); *pleuritis*, *pleurisy* (chest); *peritonitis* (abdomen); *synovitis*, *meningothoracoe* (joints); *coryza*, *rhinitis* (nose); *conjunctivitis* (eye); *myringitis* (drum membrane). **intestinal**, mucosa (lining); serosa, peritoneum (enveloping); mesentery (supporting); epiploon, omentum (covering). **joints**, synovial membrane, arthromeninx. **mucous**, mucosa. **muscle**, fascia, aponeurosis, myolemma, sarcolemma, endomysium, epimysium, perimysium. **nerves**, neurilemma, epineurium, perineurium, endoneurium. **nose**, *membrana pituitaria* or *pituitosa*, *pituitary membrane*, *Schneiderian mucous membrane*. **passage of liquids through**, osmosis, diosmosis, endosmosis, exosmosis. **resembling**, *membranoid*, *hymenoid*. **science relating to**, *hymenology*, *membranology*. **serous**, serosa, endothelium, skull, epicranium; galea aponeurotica; galea capitis. **softening**, *hymenomalacia*, *meningomalacia*. **spinal cord**, same as of brain; *ependyma* (lining central canal).

testicle, tunica albuginea. **thin**, *leptomemna*, *pellis* or *thinness*, *lephthymenia*, *leptohymenia*. **union of bones by**, *meningosis*. **uterus**, *endometrium*; *decidua* (testified or altered).

membranell'. A minute membrane formed of fused cells, found in certain of the *Ciliata*.

membran'iform [L. *membrana*, membrane, + *forma*, form.] Of the appearance or character of a membrane.

mem'branin. A protein derived from the capsule of the crystalline lens of the eye.

membranocartilaginous (*mem'bra-no-lar-tis a-kar-ti-nus*). 1. Partly membranous and partly cartilaginous. 2. Derived from both membranes as cartilage, noting certain bones.

mem'branoid [L. *membrana*, membrane, + G. *oides*, resemblance.] Membraniform.

mem'branous. Relating to or of the form of a membrane.

mem'broid. A membranous capsule, resistant to the action of the gastric juice but dissolving in the intestine, used for inclosing medicines, which it is desired to introduce unaltered into the duodenum.

mem'brum, pl. *mem'bra* [L. *membrum*, a member, m. *vir'ile* [L. *virilis*, virile, belonging to a man], the penis.

mem'ory [L. *memoria*.] The power of retaining or subconsciousness and of reviving an impression or idea of which the mind has once been conscious; recollection. **affect' m.**, see *affect-memory*. **an'terograde m.**, a memory for events of long age but not for those of recent occurrence. **menac'me** [G. *mén*, month, + *akmé*, prime.] The period of menstrual activity in a woman's life. **menarche** (*men-ar'ke*) [G. *mén*, month, + *arkhē*, beginning.] The establishment of the menstrual function.

Men'del's instep re'flex [Kurt Mendel, German neurologist, contemporary.] The foot being firmly supported on its inner side, a sharp tap on the dorsal tendons causes extension of the toe from the 2d to the 5th.

Men'del's law [Johann Gregor Mendel, Austrian monk and naturalist, 1822-1884.] When several varieties of plants, differing from each other in one characteristic, are crossed, the hybrids preserve for the most part the peculiarity of one or the other parent and do not exhibit a blend of the two. The characteristic which persists in the hybrids is called the *dominant*; that which tends to disappear the *recessive*. When these hybrids interbreed the recessive appears in one-fourth, the dominant in three-fourths of the descendants.

Mendel-Bechterew re'flex (*men'del-bekhter'ev*) [Kurt Mendel; Vladimir von Bechterew.] Mendel's* instep reflex. **M.-B. sign**, Bechterew's pupil reflex.

Mendeleeff's law (*men-da-la'yef*) [Dmitrii Ivanovich Mendeleeff, Russian chemist, 1834-1907.] Periodic law, Meyer's law; the properties of an element are a periodical function of its atomic weight; that is to say, the elements being arranged in the order of their atomic weights, every element in the series will be related in respect of its properties to the eighth in order before or after it.

menelip'sis. Menolipsis.

menhidro'sis, *menidro'sis* [G. *mén*, month, + *hidrōsis*, perspiration.] Hemorrhage from the skin occurring as a form of vicarious menstruation.

Ménère's disease (*ma-ne-er*) [Prosper Ménière, French physician, 1799-1863.] M's vertigo. M's vertigo; an affection characterized clinically

by vertigo, nausea, vomiting, tinnitus, and progressive deafness; due probably to an effusion of blood into the semicircular canals.

menin'geal. Relating to the meninges.

meningeocortical (men-in'-je-o-kor'ti-kal). Relating to the membranes and the cortex of the brain.

meningeorrhaphy (men-in'-je-or'ä-fe) [G. *mēninx*-(*mēning*-), membrane, + *raphē*, suture.] Suture of the meninges of the brain or spinal cord, or of any membrane.

meninges (men-in'jēs) [pl. of *mēninx*, membrane.] Membranes; specifically the membranous envelope of the brain and spinal cord.

meninge'na. The combined pia mater and adjacent layer of the arachnoid.

meningitis (men-in-jin-i'('e')tis). Piarachnitis, leptomeningitis.*

men'ingism. A condition of irritation of the brain or spinal cord in which the symptoms simulate a meningitis, but in which no actual inflammation of these membranes is present.

meningit'ic. Relating to or characterized by meningitis.

meningitis (men-in-jit'('e')tis) [G. *mēninx*-(*mēning*-), membrane, + *-itis*.] Inflammation of the membranes of the brain or spinal cord. **African m., sleeping-sickness. alcohol'ic m., serous m.** (a) due to chronic alcoholism. **bas'ilar m., m.** at the base of the brain, due usually to tuberculosis. **cerebro-spinal m.,** inflammation of the meninges of the brain and spinal cord. **epidem'ic cerebrospinal m.,** an acute infectious disease affecting children usually, caused by a special microorganism, the meningococcus; the symptoms are nasopharyngeal catarrh, headache, vomiting, convulsions, stiffness in the neck, photophobia, constipation, cutaneous hyperesthesia, a purpuric or herpetic eruption, and the presence of Kernig's sign; in cases of recovery, blindness, deafness, and paralysis are frequent sequelae. **external m., pachymeningitis externa. internal m., pachymeningitis interna. occlu'sive m., leptomeningitis** causing occlusion of the metapore, or foramen of Magendie. **se'rous m.,** (1) acute m. with secondary external hydrocephalus; (2) alcoholic m., wet-brain, serous apoplexy, a serous exudation in the ventricles and subarachnoid spaces occurring in alcoholic subjects after a prolonged debauch. **tuber'culous m.,** inflammation of the cerebral pia mater marked by the presence of tubercles; it is usually confined to the base of the brain (*basilar m.*) and is accompanied in children by an accumulation of serum in the ventricles (acute hydrocephalus); the disease may be localized or, especially in children, constitute one of the lesions of an acute general tuberculosis.

meningitophobia (men-in-jit-o-fō'bi-ah) [*meningitis* + G. *phobos*, fear.] An hysterical meningism caused by an exaggerated fear of brain disease.

meningocele (men-in'go-sēl) [G. *mēninx*-(*mēning*-), membrane, + *kēlē*, tumor.] A protrusion of the membranes of the brain or spinal cord through a defect in the skull or spinal column.

meningocephalitis (men-in-go-sef-al-i'('e')tis) [G. *mēninx*-(*mēning*-), membrane, + *kēphalē*, head, + *-itis*.] Meningocephalitis.

meningocerebritis (men-in-go-sē-re-bri'('bre')tis) [G. *mēninx*-(*mēning*-), membrane, + L. *cerebrum* + G. *-itis*.] Meningocephalitis.

meningococ'cus. *Diplococcus intracellularis meningidis*.

menopau'cical [G. *mēninx*-(*mēning*-), membrane, + L. *cortex*, bark.] Relating to the meninges and the cerebral cortex.

meningocephalitis (men-in'go-en-sef-al-i'('e')tis). An inflammation of the brain and its membranes.

meningocephalomylitis (men-in'go-en-sef'al-o-mi-el-i'('e')tis). Inflammation of the brain and spinal cord together with their membranes.

meningomyelitis (men-in'go-mi-el-i'('e')tis) [G. *mēninx*-(*mēning*-), membrane, + *myelos*, marrow, + *-itis*.] Inflammation of the spinal cord and of its enveloping arachnoid and pia mater, and less commonly also of the dura mater.

meningomyelocèle (men-in'go-my-el-o-sēl) [G. *mēninx*, membrane, + *myelos*, marrow, + *kēlē*, tumor.] A protrusion of the membranes and cord through a defect in the vertebral column.

meningoosteophlebitis (men-in'go-os-te-o-fle-bi'('be')tis). Inflammation of the veins of the periosteum.

meningorrhachidian (men-in'go-rä-kid'i'an) [G. *mēninx*-(*mēning*-), membrane, + *rhachis*, spine.] Relating to the spinal cord and its membranes.

meningorrhoe'a, meningorrhoe's [G. *mēninx*-(*mēning*-), membrane, + *rhoia*, flow.] Meningorrhagia.

meningorrhag'ia [G. *mēninx*-(*mēning*-), membrane, + *rhēgnymi*, I burst forth.] Hemorrhage into or beneath the cerebral or spinal meninges.

meningo'sis [G. *mēninx*-(*mēning*-), membrane.] Membranous union of bones, as in the skull of the newborn.

meningotyphoid fever (men-in'go-ti'foid fe'vur). Typhoid fever marked by symptoms of more or less irritation or inflammation of the cerebral or spinal meninges.

mening'u'ria [G. *mēninx*-(*mēning*-), membrane, + *ouron*, urine.] The passage of membraniform shreds in the urine.

mē'ninx, gen. *menin'gis*, pl. *menin'ges* [L. from G. *mēninx*, membrane.] Any membrane; specifically one of the membranous coverings of the brain and spinal cord.

meniscitis (men-is-ki'('ke')tis). Inflammation of an interarticular cartilage.

menis'cus [G. *meniskos*, crescent.] 1. A concavo-convex lens thicker in the center than at the sides, the convexity being greater than the concavity. 2. An interarticular fibrocartilage of crescentic or discoid shape found in certain joints; called also *m. articularis*. **conver'ging m.,** a meniscus in which the convexity exceeds the concavity, positive *m.* **diver'ging m.,** a concavoconvex lens in which the concavity has a greater radius than the convexity, a negative *m.* **m. latera'lis** [BNA], lateral meniscus, external semilunar fibrocartilage, attached to the outer border of the upper articular surface of the tibia. **m. media'lis** [BNA], medial meniscus, internal semilunar fibrocartilage of the knee-joint, attached to the inner border of the upper articular surface of the tibia. **neg'ative m.,** diverging *m.* **pos'itive m.,** converging *m.*

menisper'mum [G. *mēnē*, moon, + *sperma*, seed.] The rhizome and roots of *Menispermum canadense*, Canadian moonseed, vine maple, Texas or yellow sarsaparilla, a climbing plant of eastern North America; it has been employed as a substitute for sarsaparilla.

menocoe'lis [G. *mēn*, month, + *kēlis*, spot.] A dark macular or petechial eruption sometimes occurring in cases of amenorrhea.

menolip'sis [G. *mēn*, month, + *leipsis*, a falling.] Temporary cessation of menstruation; amenorrhea.

menopause (men'o-pawz) [G. *mēn*, month, + *pauasis*, cessation.] Permanent cessation of the menses; termination of the menstrual life.

menopla'nia [G. *mēn*, month, + *planē*, a wandering.] Vicarious menstruation.

menorrha'gia [G. *mēn*, month, + *rhēgnymi*, I burst forth.] Excessively profuse menstruation.

menorrhe'a, **menorrhoe'a** [G. *mēn*, month, + *rhoia*, flow.] 1. Normal menstruation. 2. Menorrhagia.

menoschesis (men-os'kē-sis) [G. *mēn*, month, + *schesis*, retention.] Suppression of menstruation.

menosepsis [G. *mēn*, month, + *sēpsis*, putrefaction.] Blood-poisoning due to the absorption of septic material from a retained menstrual discharge.

menosta'sia [G. *mēn*, month, + *stasis*, a standing.] Amenorrhea.

men'ses [L. *mensis*, month.] The periodical discharge of a bloody fluid from the uterus, occurring normally about once a month; catamenia.

men'strual. Catamenial; relating to the menses.

men'struant. Menstruating.

men'struatē [L. *menstruare*.] To perform menstruation; to pass through the catamenial period.

menstrua'tion. The periodical discharge of a bloody fluid from the uterus, menorrhoea(1). **vica'rious m.**, bleeding from any surface, other than the mucous membrane of the uterine cavity, occurring periodically at the time when the normal m. should take place, this latter being suppressed.

absence, amenorrhea, menolipis, menostasia. **agent facilitating**, emmenagogue. **anomalous**, paramenia. **beginning of function**, menophania, menarche. **cessation of function**, menopause, climacteric. **disorder of**, emmeniopathy, paramenia. **excessive**, menorrhagia, menorrhoea. **painful**, dysmenorrhea, menorrhagia, **period of menstrual activity**, menacme. **retention**, menolipis. **scanty**, oligomenorrhea. **suppression**, menostasia, menoschesis, ischomenia, menolipis. **vicarious**, menoplania, menoxenia, xenomenia, **menometastasia**, atopomenorrhea, stomatomenia, stomenorrhagia (mouth); **enteromenia** (intestine); **gastromenia** (stomach); **proctomenia** (rectum); **mastomenia** (breasts); **menidrosis** (sweat glands); **helcomenia** (from an ulcer); **myelomenia** (spinal cord).

men'struuous. Menstrual, catamenial.

men'strum, pl. **men'strua** [L. menstrual fluid, this having been thought to possess markedly solvent properties.] A solvent, a fluid containing another substance in solution.

men'stial [L. *mensis*, month.] Monthly.

mensura'tion [L. *mensurare*, to measure.] Measurement.

mentag'ra [L. *mentum*, chin, + G. *agra*, a seizure.] Sycosis.

mentagrophy'ton [*mentagra* + *phyton*, a plant.] The fungus causing sycosis parasitica.

men'tal [L. *mens*, mind.] 1. Relating to the mind. 2. [L. *mentum*, chin.] Relating to the chin, genial. **m. fog**, a clouding of consciousness, usually with more or less complete loss of memory for the past life or a part of it.

menta'lis. See under *musculus*.

mental'ity. The functional condition of the mind, mental activity.

men'tha [L.] Mint. **m. arven'sis** *piperas'cens*, Japanese or Chinese peppermint, a source of menthol. **m. piperi'ta** (U.S.), peppermint, the leaves and flowering tops of *Mentha piperita*; carminative and antileptic. **m. pule'gium**, pennyroyal. **m. vir'idis** (U.S.), spearmint, green, garden, or lamb mint, the leaves and flowering tops of *Mentha spicata*; carminative.

menthene (men'thēn). A liquid hydrocarbon, C₁₀H₁₈, derived from menthol or from peppermint oil.

menthi'odol. Trade name of a mixture of menthol and iodine, used externally in neuralgia.

men'thol (U.S., Br.). Peppermint camphor, a stearopten obtained from oil of peppermint;

occurs in colorless needles or crystalline masses of peppermint odor and cool taste; **employ**, locally as an antipruritic and analgesic as: as a spray in affections of the respiratory mucous membranes. **m. val'erate**, validol.

men'tholin. Trade name of a cathart containing boric acid, menthol, and coffee.

mentholyp'tine. Trade name of an antiseptic solution for external use, containing eucalypti and menthol.

menthophe'nol. Trade name of a mixture of menthol and of phenol, used as a local anesthetic and anesthetic.

mentoanterior (men'to-an-te'ri-or) [L. *mentum*, chin.] Noting a presentation of the fetus with chin pointing to the right or left acetabulum of the mother.

mentolabial'is. The mentalis (levator labii inferioris) and quadratus labii inferioris (quadratus menti) considered as one muscle.

mentoposte'rior [L. *mentum*, chin.] Noting a presentation of the fetus with its chin pointing to the right or left sacroiliac articulation of the mother.

men'tum, gen. **menti** [L.] The chin, genium.

menyanthes (men-i-an'thēz) [G. *men*, month, - *anthos*, flower.] Buckbean, bogbean, water-shamrock, the leaves of *Menyanthes trifoliata*, an herb found in wet and marshy places; has been employed as a tonic, emmenagogue, and antiscorbutic in doses of gr. 10-30 (0.6-2.0).

Menzer's se'rum (ment'ser) [Arthur August Linder, Menzer, German bacteriologist, 1871.] An antistreptococcus serum prepared by injecting into horses a culture of streptococci from the tonsils of patients with articular rheumatism.

mephit'ic [L. *mephitis*, a noxious exhalation.] Foul; poisonous, noxious. **m. gas**, carbon dioxide.

meralgia (me-ral'ji-ah) [*meros*, thigh, + *algos*, pain.] Pain in the thigh, sciatica. **m. parasthet'ica**, Bernhard's disease, tingling, formication, **itching**, and other forms of paresthesia in the outer side of the lower part of the thigh in the area of distribution of the external cutaneous branch of the femoral nerve; there may be pain, but the skin is usually hypæsthetic to the touch.

mercap'tan [L. *mercurius*, mercury, + *captare*, seizing.] Thioalcohol, a class of substances in which the oxygen of an alcohol has been replaced by sulphur; they form white compounds with mercuric oxide.

mercap'tol. A substance derived from a ketone by the replacement of the bivalent oxygen by two thioalkyl groups.

mercauro (mur-kaw'ro). Trade name of a preparation containing a mixture of the bromides of mercury and gold.

Mercler's bar or barr'ler (mer-se-a') [Louis August Mercler, French urologist, 1811-1882.] The hypertrophied middle lobe of the prostate. **M.'s sound**, a catheter the beak of which is short and bent almost at a right angle. **M.'s valve**, the enlarged sphincter vesicæ muscle, or anastomotic urethralis.

mer'colint. Trade name of a thick soft waxy material impregnated with a mercurial preparation; it is worn next the skin so as to obtain a continuous slight absorption of mercury.

mercurette'. Trade name of a preparation of mercury extinguished in cocoa butter, used inunction.

mercu'rial. 1. Relating to mercury. 2. Any salt of mercury employed medicinally.

mercuria'lis. Herb of *Mercurialis annua*, Froe-

mercury, mercury herb, and of *M. perennis*, dog's mercury, Kentish balsam, European plants possessing alternative properties; employed in syphilis, scrofula, and dysmenorrhea in doses of $\text{m}5\text{--}30$ (0.3–2.0) of a fluidextract.

mercurialism. Hydrargyrisms, poisoning by mercury.

mercurialization. The being or the bringing under the therapeutic influence of mercury.

mercurialize. 1. To impregnate with mercury. 2. To bring under the therapeutic influence of mercury.

mercuric. Noting a salt of mercury in which the ion of the metal is bivalent, as in corrosive sublimate, mercuric chloride, HgCl_2 ; the mercurous chloride is calomel, HgCl .

Mercurio's position (mer-koo'ri-o) [Geronimo Scipione Mercurio, Italian accoucheur, 1550–1595(?).] An obstetrical position similar to Walcher's.*

mercurius. The homeopathic term for hydrargyrum or mercury. **m. corrosivus**, corrosive sublimate, used in dysentery with tenesmus, in gonorrhea, ophthalmia, and syphilitic iritis, and in profuse watery coriza in the 6th to 30th potency. **m. dulcis**, calomel, employed in Eustachian catarrh, diarrhea, and prostatitis in doses of the 3d to 6th trituration. **m. ioda'tus fla'vus**, yellow iodide of mercury, employed in sore throat, faucial ulceration, and syphilis in doses of the 3d decimal trituration. **m. ioda'tus ru'ber**, red iodide of mercury, employed in ulcerated sore throat and diphtheria in doses of the 3d trituration. **m. vi'trus**, metallic mercury triturated with sugar of milk, employed in bromidrosis, cough with a ropy mucous expectoration, and syphilis, in doses of the 6th to 30th potency.

mercuriol. Mercury nucleinate or nucleide, a compound of mercury and nucleic acid; a light brown powder soluble in water, employed locally as an astringent antiseptic in various affections of the conjunctiva and urogenital tract in 5 to 10 per cent. solution, and internally in syphilis in doses of gr. 2–3 (0.13–0.2).

mercurous. Noting a salt of mercury in which the ion of the metal is univalent, as in calomel, mercurous chloride, HgCl ; the mercuric chloride is corrosive sublimate, HgCl_2 .

mercury (mur'ku-ri) [L. *Mercurius*, Mercury, the god of trade.] Quicksilver, mercurius, hydrargyrum.* **cal'cined m.**, mercuric oxide. **dog's m.**, mercurialis. **French m.**, mercurialis. **girl's m.**, mercurialis. **m. atox'yate**, a compound of mercury and atoxyl, used in the treatment of syphilis in doses of gr. $\frac{1}{4}$ (0.03–0.045) by hypodermic injection every three days. **m. herb**, mercurialis. **m. velop'ural**, mercury 1 part, triturated to extinction with hydrous wool-fat, and mixed with velopural 2 parts. **vegetable m.**, manaca.

mergal. Trade name of a preparation said to consist of mercury cholate and tannin albuminate in the proportion of 1 part of the former to 2 parts of the latter; recommended in the treatment of syphilis in dose of gr. 2 (0.13).

Mergertheim, Germany (mer'gen-tim). Saline-carbonated waters. Cold. Used by drinking in dyspepsia, gallstones, obesity, gout, rheumatism, neuralgia, diabetes, chronic intestinal catarrh, and constipation. May 1 to October 1.

merkarp [G. *meros*, part, + *karpos*, fruit.] Hemitarp.

meridian [L. *meridianus*.] A line encircling a globular body at right angles to its equator and touching both poles, or the half of such a circle extending from pole to pole.

merid'ional. Relating to a meridian.

merinthophobia (me-rin'tho-fó-bi-ah) [G. *merinthos*, a cord.] A morbid fear of being bound.

merismope'dia [G. *merismos*, dividing, + *pedion*, field.] A term which has been used to include all the micrococci dividing in two planes, both the pediococci and the planococci.

mer'ispore [G. *meros*, a part, + *sporos*, seed.] A secondary spore, a spore resulting from the segmentation of another (compound or septate) spore.

meristem (mer'is-tem) [G. *merizō*, I divide.] 1. In botany, the new tissue at the sprouting end of a twig or growing leaf, consisting largely of actively dividing cells. Hence in histology—2. Embryonal tissue.

meris'tiform [G. *meristos*, divided, + L. *forma*, form.] Sarcinous, having the packet-shape of sarcinae.

Meritch'leri, Bulgaria. Alkaline-saline-carbonated waters. Used by drinking in various disorders.

Merkel's corpuscles (mer'kel) [Karl Ludwig Merkel, German anatomist, 1812–1876.] M.'s touch cells. **M.'s fil'trum ventric'uli**, a groove between the two prominences, in each lateral wall of the vestibule of the larynx, formed by the cuneiform and the arytenoid cartilages. **M.'s gang'lia**, M.'s touch cells. **M.'s mus'cle**, musculus ceratocricoides. **M.'s touch cells**, small rounded or piriform groups of cells, in the papillae of the skin, connected with the nerve terminations.

meroacra'nia [G. *meros*, part, + *a-* priv. + *kranion*, skull.] Congenital lack of a part of the cranium.

meroblas'tic [G. *meros*, part, + *blastos*, germ.] Noting an ovum the yolk of which is large and contains nutrient material, such as the eggs of birds, reptiles, and fishes; the opposite of *holoblastic*.

meroceles (me'ro-sel) [G. *meros*, thigh, + *kēlē*, hernia.] A femoral hernia.

merodiatolic (mer-o-di-as-to'lik) [G. *meros*, part.] Partially diastolic; relating to a part of the diastole of the heart.

merogas'trula. The gastrula of a meroblastic ovum.

merogen'esis [G. *meros*, part, + *genesis*, production.] Segmentation, merotomy.

merogenet'ic, **merogen'ic**. Relating to merogenesis, segmental.

merogony (mē-ro-g'o-ni) [G. *meros*, part, + *gonē*, generation.] The development of an ovum, the chromatin of the nucleus of which has been disorganized, when fertilized by a normal sperm cell.

meromicros'o'mia [G. *meros*, part, + *mikros*, small, + *sōma*, body.] Abnormal smallness of some portion of the body, local dwarfism.

merorrhachischisis (mē-ro-rā-kis'ki-sis) [G. *meros*, part, + *rhachis*, spine, + *schisis*, fissure.] Fissure of a portion of the spinal cord.

merosystol'ic [G. *meros*, part.] Partially systolic; relating to a portion of the systole of the heart.

merot'omy [G. *meros*, part, + *tomē*, incision.] Merogenesis, segmentation.

merozo'ite [G. *meros*, a part, + *zōon*, animal.] One of the segments resulting from the fission or gemmation of the schizont.

Meru'lus [L. *merula*, blackbird.] A genus of fungi. **M. lac'rimans**, the cause of dry-rot in pine, spruce, and other wood derived from coniferous trees.

Méry's glands (ma-re') [Jean Méry, Parisian anatomist, 1645–1722.] Cowper's* glands.

merycism, **merycismus** (mer'i-sizm, mer-i'siz'mus) [G. *mērykismos*, chewing the cud.] Rumination; the raising of food from the stomach and submit-

- ting it to a rechewing, a normal act in certain animals.
- mes'ad** [G. *mesos*, middle, + L. *ad*, to.] Toward the median plane of the body or a part.
- mes'al** [G. *mesos*, middle.] Relating to the median plane of the body or a part; median, middle.
- mesameboid**, **mesameboid** (mes-â-me'boyd) [G. *mesos*, middle, + *amoiô*, change (*amœba*), + *eidōs*, resemblance.] 1. A wandering cell or leucocyte. 2. An unattached cell of the embryonic middle germ-layer, or mesoderm.
- mesaortitis** (mes-a-or-ti'(te')tis) [G. *mesos*, middle, + *aorta* + *-itis*.] Inflammation of the middle or muscular coat of the aorta.
- mesara'ic** [G. *mesaraion*, mesentery.] Mesareic, mesenteric.
- mesara'ic**, **mesaræ'ic** [G. *mesaraion*, mesentery.] Relating to the mesentery.
- mesarteritis** (mes-ar-ter-i'(e')tis) [G. *mesos*, middle, + *arteria*, artery, + *-itis*.] Inflammation of the middle (muscular) coat of an artery.
- mesaticephalic** (mes-at'i-sē-fal'ik) [G. *mesatos*, midmost, + *kephalē*, head.] Having a head of medium length. Noting a skull with a cephalic index between 75 and 80 and with a capacity of 1350 c.c. to 1450 c.c., or an individual with such a skull. Among the mesaticephalic races are the Europeans, American Indians, Polynesians, and Chinese.
- mesatipel'lic**, **mesatipel'vic** [G. *mesatos*, midmost, + *pellis*, a bowl (the pelvis).] Noting an individual with a pelvic index between 90° and 95°.
- mescal'**. A spirit distilled from pulque. *m. butt'ons*, *Anhalonium lewinii*.
- mes'caline**. An alkaloid, $C_{11}H_{17}NO_3$, from *Anhalonium lewinii*.
- mesen'cephal**. Mesencephalon.
- mesencephal'ic**. Relating to the mesencephalon.
- mesenceph'alon** [G. *mesos*, middle, + *enkephalos*, brain.] The mid-brain, the second of the three primitive cerebral vesicles from which are developed the corpora quadrigemina, the crura cerebri, and the aqueduct of Sylvius.
- mesenchyma** (mes-en'ki-mah) [G. *mesos*, middle, + *enchyma*, infusion.] An embryonic mesodermal tissue, consisting of cells forming a network of protoplasm, the meshes of which are filled by a homogeneous matrix; it gives origin to the connective tissues.
- mesenchymal** (mes-en'ki-mal). Relating to the mesenchyma.
- mesenchyme** (mes'en-kim). Mesenchyma.
- mesenter'ic**. Relating to the mesentery.
- mesenteriolum** (mes-en-tē-ri'o-lum) [L. dim. of *mesenterium*, mesentery.] A small mesentery, as one of an intestinal diverticulum. *m. proces'sus vermiformis*, mesoappendix, the mesentery of the vermiform appendix.
- mesenteritis** (mes-en-tē-ri'(re')tis). Inflammation of the mesentery.
- mesen'teron** [G. *mesos*, middle, + *enteron*, intestine.] The interior of the primitive intestine or cavity of the archenteron.
- mes'entery** [L. *mesenterium*; G. *mesos*, middle, + *enteron*, intestine.] A double layer of peritoneum attached to the abdominal wall and enclosing in its fold a portion or all of one of the abdominal viscera, conveying to it its vessels and nerves. Specifically the fan-shaped fold of peritoneum encircling the greater part of the small intestine (jejunum and ileum) and attaching it to the posterior abdominal wall.
- mes'iad**. Mesad.
- mesial** (mes'i-al or me'si-al). Median, middle,
- mesal**. *m. angle*, the angle formed by the meeting of the mesial with the labial (or buccal) or lingual surface of a tooth. *m. surface*, the proximal surface of a tooth, the contact surface facing toward the preceding tooth in the row or the one nearer the middle line of the jaw.
- mes'in**. Trade name of hexamethylene-tetramine lithium citrate, recommended as a urinary antiseptic.
- mesio Bucc'al**. Proximobuccal.
- mesiola'bial**. Proximolabial.
- mesiolin'gual**. Proximolingual.
- mes'ion**. Meson.
- Mes'merism** [Friedrich Anton Mesmer, German physician, 1733-1815.] Hypnotism.
- mes'merize**. To hypnotize.
- mesoappendix** (mes'o-â-pen'diks) [G. *mesos*, middle + L. *appendix* (*vermiformis*).] Mesenteric process vermiformis [BNA].
- mesoarial** (mes-o-a'ri-al). Relating to the mesarium.
- mesoarum** (mes-o-a'ri-um) [G. *mesos*, middle, + *ôarion*, small egg.] A peritoneal fold supporting the ovary and its blood-vessels and nerves as the mesentery does the intestine; mesentery of the ovary, mesovarium.
- mesobacter'ium**. A bacterium of medium size.
- mes'oblast** [G. *mesos*, middle, + *blastos*, germ.] The middle germinal layer of the embryo, located between the hypoblast and the epiblast and derived from the endoderm and ectoderm. The greater part of the body (skin, connective tissue, bone, muscle, and excretory organs) is derived from the mesoblast.
- mes'oblaste'ma** [G. *mesos*, middle, + *blastema*, sprout.] All the cells collectively which constitute the mesoblast.
- mesoblaste'mic**. Relating to or derived from the mesoblastema.
- mesoblas'tic**. Relating to or derived from the mesoblast.
- mesobronchitis** (mes'o-brong-ki'(ke')tis) [G. *mesos*, middle, + *bronchos*, bronchus, + *-itis*.] Inflammation of the middle, or muscular, coat of the bronchi.
- mesocard'ia**. Malposition of the heart which occupies a central position in the chest, as in early fetal life.
- mes'ocarp** [G. *mesos*, middle, + *karpōs*, fruit.] 1. Botany, the middle layer of the pericarp or wall of a mature ovary.
- mesoce'cal**. Relating to the mesocecum.
- mesoce'cum**, **mesocœ'cum**. The mesentery of the cecum.
- mes'ocœle**, **mes'ocœle**. Mesocœlia.
- mesoce'lia**, **mesocœ'lia** [G. *mesos*, middle, + *hollow*.] Aqueduct of Sylvius connecting the third with the fourth ventricle of the brain.
- mesocephal'ic** [G. *mesos*, middle, + *kephalē*, head.] 1. Mesaticephalic. 2. Mesencephalic.
- mesoceph'alon** [G. *mesos*, middle, + *kephalē*, head.] Mesencephalon.
- mesochym'al** (mes-ok'i-mal). Mesenchymal.
- mesoceph'alous**. Mesencephalic.
- mesococ'cus**. A coccus of medium size, neither micrococcus nor macrococcus.
- mesocœ'lia**. Mesocœlia.
- mesocol'ic**. Relating to the mesocolon.
- mesocol'on** [G. *mesos*, middle, + *kolōn*, colon.] The fold of peritoneum attaching the colon to the posterior abdominal wall; it is variously called ascending, transverse, descending, and sigmoid corresponding to the respective divisions of the colon; the ascending and descending por-

tions are usually more or less deficient or absent.

mesocolopexy [*mesocolon* + *pēxis*, fixation.] An operation for shortening the mesocolon by making a fold in it and suturing; for the correction of undue mobility and ptosis of the colon.

mesocoloplication [*mesocolon* + L. *plicare*, to fold.] Mesocolopexy.

mesocord. A fold of amnion which sometimes binds a segment of the umbilical cord to the placenta.

mesocuneiform (mes-o-ku'ne-i-form) [G. *mesos*, middle.] The middle cuneiform bone, or cuneiforme secundum.

mesocyte (mes'o-sit) [G. *mesos*, middle, + *kytos*, cell.] Mesolymphocyte.

mesocytoma [G. *mesos*, middle, + *kytos*, cell, + *-ōma*.] A tumor formed of connective-tissue, lymphoid, or muscle cells (mesocytes); a sarcoma.

mesoderm [G. *mesos*, middle, + *derma*, skin.] Mesoblast; the middle of the three layers of the primitive embryo, formed by cells budding off from the primitive streak.

mesodermic. Relating to the mesoderm.

mesodesma (mes-o-dez'mah) [G. *mesos*, middle, + *desma*, band, ligament.] A division of the broad ligament of the uterus. *m. suspensorium*, an upward extension of the broad ligament at its external insertion into the lateral wall of the pelvis. *m. teres*, a fold of the broad ligament enclosing the round ligament.

mesodiastolic. During the diastole of the heart.

mesodinitis (mes-od-mi'(me'tis) [G. *mesodmē*, a paneled compartment.] Mediastinitis.

mesodont [G. *mesos*, middle, mean, + *odont*(odont-), tooth.] Having teeth of medium size. Noting a skull with a dental index between 42 and 44.

mesoduodenal. Relating to the mesoduodenum.

mesoduodenum [G. *mesos*, middle, + L. *duodenum*.] The mesentery of the duodenum.

mesentericolum. Mesenterium.

mesepididymis (mes-o-ep-i-did'i-mis). An occasional fold of the tunica vaginalis binding the epididymis to the testis.

mesogaster [G. *mesos*, middle, + *gastēr*, belly.] Uterus.

mesogastric. Relating to the mesogastrium.

mesogastrium [G. *mesos*, middle, + *gastēr*, stomach.]

1. In the embryo, the mesentery in relation with the dilated portion of the enteric canal which is the future stomach.
2. The umbilical region of the abdomen, see cut under *abdominal*.

mesognathal. Relating to the mesoglutæus.

mesoglutæus. Musculus glutæus medius.

mesognathic. 1. Relating to the mesognathion.

2. Mesognathous.

mesognathion [G. *mesos*, middle, + *gnathos*, jaw.] The lateral segment of the premaxillary or incisive bone external to the endognathion.

mesognathous [G. *mesos*, middle, mean, + *gnathos*, jaw.] Having a face with slightly projecting jaw, one with a gnathic index from 98 to 103.

mesogonimus [G. *mesos*, middle, + *gonimos*, with generative power.] A genus of flukes, the same in general as *Paragonimus*. *M. heterophyes*, *Cotylagonimus heterophyes*. *M. westermanni*, *Paragonimus westermanni*.

meschyloma, a tumor derived from tissue formed from the mesoblastic pulp, or from the mesothelium.

mesileum (mes-o-il'e-um). The mesentery of the ileum.

mesojejunum. The mesentery of the jejunum.

mesolepisma [G. *mesos*, middle, + *lepis*(lepid-),

rind, + *-ōma*.] A tumor composed of cells derived from the persistent embryonic mesothelium. *atypical m.*, carcinoma of one of the urogenital organs or of the serous membranes epithelioma of the vagina. *typical m.*, adenoma of the urogenital organs or of the serous membranes.

mesolobus [G. *mesos*, middle, + *lobos*, lobe.] Corpus callosum.

mesolymphocyte (mes-o-lim'fo-sit) [G. *mesos*, middle.] A medium sized uninuclear white cell, with deeply staining nucleus of large size but relatively smaller than that in most of the lymphocytes.

mesometritis (mes'o-me-tri'(tre'tis) [G. *mesos*, middle, + *mētra*, uterus, + *-itis*.] Myometritis.

mesometrium [G. *mesos*, middle, + *mētra*, uterus.]

1. Myometrium.
2. The broad ligament (ligamentum latum) of the uterus, below the mesosalpinx.

meson [G. neuter of *mesos*, middle.] The median anteroposterior plane of the body.

mesonephric. Relating to the mesonephron.

mesonephron, mesonephros [G. *mesos*, middle, + *nephros*, kidney.] The Wolffian* body.

mesoneuritis (mes'o-nu-ri'(re'tis) [G. *mesos*, middle.] Neuritis; inflammation of a nerve or of its connective tissue without involvement of its sheath. *nodular m.*, inflammation of the connective tissue beneath the nerve-sheath, with the formation of circumscribed fibrous thickenings.

mesoomentum (mes'o-o-men'tum). The attachment of the omentum.

mesophilic [G. *mesos*, middle, + *philō*, I love.] Preferring a medium temperature, said of bacteria developing between the limits of 10° and 45° C. (50° and 113° F.), with an optimum of 37° C. (98.6° F.).

mesophryon [G. *mesos*, middle, + *ophrys*, eyebrow.] Glabella.

mesophyll [G. *mesos*, middle, + *phyllon*, leaf.] The inner tissue of a leaf.

mesopneumon (mes-o-nu'mon) [G. *mesos*, middle, + *pneumōn*, lung.] The junction of the two layers of the pleura at the hilus of the lung.

mesoproscopic [G. *mesos*, middle, + *prosōpon*, face.] Having a face of moderate width, i.e. with a facial index of about 90.

mesopsyche (mes-op-si'ke) [G. *mesos*, middle, + *psychē*, soul.] Mesencephalon.

mesorrhachischisis (mes-o-rā-kis'ki-sis). Merorrhachischisis.

mesorchial (mes-or'ki-al). Relating to the mesorchium.

mesorchium (mes-or'ki-um) [G. *mesos*, middle, + *orchis*, testicle.]

1. A fold of peritoneum supporting the mesonephros and its ventromedian genital gland.
2. A fold of peritoneum, in the fetus, holding the testis in place against the abdominal wall.

mesorectum [G. *mesos*, middle, + L. *rectum*.] The peritoneal investment of the rectum, covering the upper part only.

mesoretina [G. *mesos*, middle.] The combined nuclear layer and layer of rods and cones, or mosaic layer, of the retina.

mesorhine, mesorrhine (mes'o-rin) [G. *mesos*, middle, mean, + *rhīs*, nose.] Having a nose of moderate width. Noting a skull with a nasal index from 47 to 51 (Frankfort agreement) or 48 to 53 (Broca).

mesosalpinx [G. *mesos*, middle, + *salpinx*, tuba (uterina).] The part of the broad ligament investing the Fallopian tube.

mes'oscap'ula. The spine of the scapula.

mesosome (mes'o-sēm) [G. *mesos*, middle, mean, + *sōma*, sign.] Noting an orbital aperture with an index between 84 and 89.

mesosig'moid. The mesocolon of the sigmoid flexure.

mesosigmoiditis (mes-o-sig-moy-di'(de')tis). Inflammation of the mesosigmoid.

mesosigmoidopexy (me-so-sig-moy'do-pek-sī). Surgical fixation of the mesosigmoid.

mesoso'matous [G. *mesos*, middle, + *sōma*, body.] Noting a person of medium height.

mesostate (mes'o-stāt) [G. *mesos*, middle, + *statos*, placed.] An intermediate product in metabolism, one of the substances formed during the process of the conversion of the raw material into an assimilable product.

mesosternum [G. *mesos*, middle, + *sternon*, sternum.] The corpus or body of the sternum, gladiolus.

mesosystol'ic [G. *mesos*, middle.] Occurring during the systole of the heart.

mes'otan. Trade name of methyloxymethyl ester of salicylic acid ($C_6H_4(OH)COOCH_2OCH_3$); a yellowish, odorless, oily liquid, containing 75 per cent. of salicylic acid; employed externally in the treatment of articular and muscular rheumatism, gout, and neuralgia.

mesothelial. Relating to the mesothelium.

mesothelio'ma. A lepidoma of the second order composed of cells descended from the persistent mesothelium of the embryo.

mesothel'ium. The epithelium lining the coeloma or primitive body-cavity in the embryo.

mesoth'enar [G. *mesos*, middle, + *thenar*, palm of the hand.] Musculus adductor pollicis.

mes'othorium. The disintegration product of thorium; m. 1 is rayless, but m. 2, the next step in the process of disintegration, gives off beta and gamma rays; its disintegration product is radiothorium.

mesotrop'ic [G. *mesos*, middle, + *trōpē*, a turning.] Turned toward the median plane.

mesotur'binate. The middle turbinate body.

mesouranic (mes'o-u-ran'ik) [G. *mesos*, middle, + *ouranos*, palate.] Having a palatal index between 110 and 115.

mesova'rium [G. *mesos*, middle, + L. *ovarium*, ovary.] A short peritoneal fold connecting the anterior border of the ovary with the posterior layer of the broad ligament of the uterus; meso-arium.

mesuran'ic. Mesouranic.

meta- [G. after, between, over.] 1. In chemistry a prefix denoting that a compound is formed by two substitutions in the benzene ring arranged unsymmetrically, i.e. linked to the first and third, second and fourth, third and fifth, etc., carbon atoms of the series. 2. A prefix in many words denoting a change, transformation, or occurrence behind or after something else in the series.

metab'asis [G. a passing over, change.] A change of any kind, in symptoms or course of a disease, treatment, etc.

metabol'ic. Relating to metabolism.

metab'olite. Metabolite.

metab'olism [G. *metabolē*, change.] Tissue-change, the sum of the chemical changes whereby the function of nutrition is effected; it consists of anabolism, or the constructive or assimilative changes, and catabolism, or the destructive or retrograde changes.

metabolite (mē-tab'o-līt). Any product of metabolism, especially of catabolism.

metab'olon [G. neuter of *metabolōn*, changeable.] Electron, primary atom, corpuscle(1).

metacar'pal. Relating to the metacarpus.

metacar'pophalan'geal. Relating to the metacarpus and the phalanges, noting the articulation between them.

metacar'pus [G. *meta*, beyond, + *karpus*, wrist.] The part of the hand between the wrist and fingers, the palm; the five metacarpal bones collectively which form the skeleton of the palm.

metacasein (met-ah-ka'se-in). One of the metastates in the digestion of casein.

metacele (met'ah-sēl). Metacella.

metacetone (met-as'e-tōn). Diethylketone.

metachloral (met-ah-clo'ral). Parachloral, trichloral, obtained from chloral by prolonged action with sulphuric acid; a white insoluble powder, $C_6H_5Cl_3O_2$, a polymer of chloral; antiseptic.

metachromat'ic. Relating to metachromatism.

m. bodies, certain granules or inclusions in bacterial cells which differ in staining properties from the surrounding protoplasm.

metachromatin (met-ah-kro'mā-tin). The acidophile constituent of nuclear chromatin.

metachro'matism [G. *meta*, beyond, + *chroma*, color.] Any color change, whether naturally produced by staining fluids.

metachromophil, **metachromophile** (met-ah-kro'mō-fil, or fil) [G. *meta*, beyond, + *chrōma*, color, *philos*, fond.] Not staining true with a given color of certain blood cells or tissues.

metachrosis (met-ā-kro'sis) [G. *meta*, after, color, complexion.] A change of coloration; occurs in certain animals, as the change in metachromatism.

metachysis (mē-tak'ī-sis) [G. *meta*, beyond, + *chysis*, a pouring out, fusion.] Transfusion.

metacine'sia [G. *meta*, beyond, + *kinesis*, movement.] Moving apart, noting the separation of bacterial cells formed by caryocinesis.

metacere'lia [G. *meta*, beyond, + *kōilia*, brain.] The posterior portion of the fourth ventricle of the brain.

metacres'alol. Metacresylic ester of salicylic acid; obtained by the action of metacresol on salicylic acid; a white insoluble powder employed as a substitute for salol.

metacres'sol. One of the three isomers of cresol; colorless liquid, boiling at 101° C.

metagas'ter [G. *meta*, after, + *gaster*, belly.] Secondary and permanent intestinal caecum in embryo, derived from the protogaster.

metagas'trula [G. *meta*, over.] A gastrula formed by a cleavage differing from the normal gastrula.

metagen'esis [G. *meta*, beyond, + *genesis*, production.] A modified form of alternation in which there are several changes from the ovum to the mature typical embryo.

metagglu'tinin. Partial agglutinin, an enzyme in immune serum which acts upon microorganisms closely related to the specific antigen.

metagripp'al. Postgrippal, occurring as a sequel of grip, or influenza.

metalicteric (met-ah-ik'ter-ik). Occurring in the sequence of jaundice.

metakine'sis. Metacinesis.

met'al [G. *metallon*]. One of the electropositive elements, either amphoteric or basylous, m., one of the members of the sodium group of the basylous elements. colloidal m., metallic ferment; a colloidal solution of gold, silver, platinum, etc.) obtained by the electric sparks between terminals of the

through distilled water; it is alleged to exert a profound influence on metabolism when given by subcutaneous injection. **noble m.**, one that cannot be oxidized by heat alone

metalbumin. Pseudomucin, paralbumin, a substance found in ovarian cysts and sometimes in the urine.

metaldhyde. A polymer of acetaldehyde; used occasionally as a sedative in dose of gr. 2-8 (0.12-0.5).

metall'ic. Relating to, composed of, or resembling metal.

metallocyanide. A compound of cyanogen with a metal forming a radical which combines with hydrogen to form an acid or with a basic element to form a salt.

metall'ic [*G. metallon, metal, + eidos, resemblance.*] 1. Resembling a metal. 2. A term formerly applied to sodium and potassium, but now designating a non-metal, one of the acidulous elements.

phobia [*G. metallon, metal, + phobos, fear.*] A dread fear of metal objects.

skop'ia [*G. metallon, metal, + skopē, I examine.*] Testing the action of various metals applied to the surface of the body, in certain cases of hysteria.

therapeutic [*G. metallon, metal, + therapeia, treatment.*] Treatment of various neuroses by the external application of metal discs to the skin.

metamer (met'-ā-mur). One of two or more metameric substances.

metamere (met'-ah-mēr) [*G. meta, beyond, + meros, part.*] One of a series of homologous segments in the body.

metameric [*G. meta, after, + meros, a part.*] 1. Relating to isomeric substances having the same percentage composition and the same molecular weight, but differing in chemical constitution. 2. Relating to a metamer or segment of the body.

metamerid. A metamer.

metamerism. 1. The condition of metamers or metameric substances. 2. Segmentation of the embryo, resulting in the formation of a series of homologous parts.

metamorphopsia [*G. meta, over, + morphē, shape, opsia, vision.*] A condition in which objects appear distorted in various ways.

metamorphosis [*G. transformation; meta, beyond, morphē, form.*] 1. A change in form, structure, or function. 2. Degeneration.

metamorphic. Relating to or marked by metamorphosis.

myelocyte (met-ah-mi'-el-o-sit) [*G. meta, beyond, after, + myelocyte.*] A developmental form of the myelocyte, having an oxyphile cell-body with neutrophile granules scattered through substance.

metanephron, metanephros [*G. meta, after, + nephros, kidney.*] The posterior portion of the Wolffian body from which the kidney is developed.

metanotophil, metanotophile (met-ah-nu'-tro-fil, fil) [*G. meta, beyond, + L. neuter, neither, + G. fillos, fond.*] Not staining true with neutral stains.

nucleus [*G. meta, after, + L. nucleus.*] The nucleus of the impregnated ovum after leaving the germinal vesicle.

metaphase [*G. meta, after, + phasis, from phainō, appear.*] The stage in mitosis embracing the period of the splitting up of the chromosomes.

metaplasia (met-ah-pla'-zi-ah) [*G. metaplasia, transformation.*] 1. The transformation of one tissue into another, as of cartilage into bone; the pro-

duction of one tissue by cells which normally produce another kind of tissue. 2. Excessive proliferation of cells which are not histologically or functionally important in an organ or tissue. **autoparenchymatous m.**, m. occurring in the parenchymal cells proper to the tissue.

metaplasia [*G. a transformation.*] 1. Haeckel's term for the stage of completed growth or development of the individual. 2. Metaplasia.

metaplasma [*G. meta, in the midst of, + plasma.*] Separated matter, secretions or excretions, such as fatty granules, glycogen, etc., temporarily present within the protoplasm of a cell.

metaplastic. Relating to metaplasia or metaplasia.

metaplexus [*G. meta, after, + L. plexus.*] The choroid plexus in the fourth ventricle of the brain.

metapneumonic (met'-ah-nu-mon'ik). Occurring after or as a sequel of pneumonia.

metapophysis [*G. meta, after, + apophysis, a process.*] The processus* mamillaris.

metapore [*G. meta, behind, + poros, pore.*] Magendie's* foramen.

metaprotein (met-ah-pro'te-in) [*G. meta, after.*] A derived protein obtained by the action of acids or alkalis; it is soluble in weak acids or alkalies, but insoluble in neutral solutions. **acid m.**, acid albumin or albuminate, obtained by the action of acid on protein. **alkali m.**, alkali albumin or albuminate, obtained by the action of an alkali on protein.

metapsyche (met-ap-si'ke) [*G. meta, after, + psychē, soul.*] Metencephalon or hindbrain.

metapyretic [*G. meta, after, + pyretos, fever.*] Post-febrile.

metargon [*G. meta, beyond, + argon.*] An element existing in very minute proportion in the atmosphere.

metastable (met'-ah-sta-bl) [*G. meta, over, + L. stabilis, stable.*] Of uncertain stability, in a condition to pass into another phase when slightly disturbed. Water, for example, when cooled below the freezing point may remain liquid but will at once congeal if a piece of ice is added to it.

metastasis [*G. removal; meta, in the midst of, + stasis, a placing.*] 1. The shifting of a disease, or its local manifestations, from one part of the body to another, as is seen in mumps when the symptoms referable to the parotid gland subside and the testis becomes affected. 2. In cancer, the appearance of neoplasms in parts of the body remote from the seat of the primary tumor. **calcareous m.**, a deposit of bone salts in the kidneys in cases of osteopsathyrosis and other forms of bone softening. **paradoxical m.**, m. occurring in a direction opposed to that of the blood-current. **retrograde m.**, paradoxical m.

metastatize. To pass into or invade by metastasis.

metastatic. Relating to metastasis.

metasternum [*G. meta, after, + sternon, sternum.*] The xiphoid or ensiform process of the sternum.

metasyphilis [*G. meta, after.*] The constitutional state due to hereditary or congenital syphilis without local lesions.

metasyphilitic. 1. Relating to metasyphilis. 2. Following or occurring as a sequel of syphilis.

metatarsalgia [*G. algos, pain.*] Neuralgia of the metatarsus, especially of the metatarsophalangeal articulation, Morton's disease.

metatarsophalan'geal. Relating to the metatarsal bones and the phalanges, noting the articulations between them.

metatarsus [*G. meta, beyond, + tarsos, tarsus.*] The anterior portion of the foot between the

instep and the toes, having as its skeleton the five long bones (*metatarsal bones*) articulating posteriorly with the cuboid and cuneiform bones and anteriorly with the phalanges.

metatela [G. *meta*, behind, + *L. tela*, cloth.] Tela chorioidea ventriculi quarti.

metathalamus [G. *meta*, after, + *thalamos*, thalamus.] The portion of the thalamencephalon which includes the two geniculate bodies.

metathesis [G. *meta*, over, + *thesis*, a placing.] The transfer of a pathological product from one place to another where it causes less inconvenience or injury, when it is not possible or expedient to remove it from the body.

metathrombin (met-ah-throm'bin). An inactive derivative of fibrin ferment formed during the process of contraction of the coagulum.

metatrophic [G. *meta*, after, + *trophê*, nourishment.] Deriving sustenance from dead organic matter; same as saprophitic when applied to bacteria; see *paratrophic*, *prototrophic*.

metatypical. Noting a neoplasm formed of the elements of the tissue from which it springs; these occur irregularly, however, and not according to the arrangement typical of the normal tissue.

metaxeny. Metoxeny.

Metazo'a [G. *meta*, after, + *zôon*, animal.] A division of the animal kingdom, including all the multicellular animal organisms in which the cells are differentiated and form tissues; distinguished from the *Protozoa*, or unicellular animal organisms.

metazonal [G. *meta*, after, + *zônê*, girdle, zone.] Behind a sclerozone, usually the pelvic arch or girdle.

Metchnikoff's theory [Elie Metchnikoff, Russian biologist at the Pasteur Institute, Paris, *1845.] The phagocytic theory, that the body is protected against infection by the leucocytes and other cells which englobe and destroy the invading micro-organisms.

metecious, metecious [G. *meta*, beyond, + *oiskion*, house.] Heterecious.

metecism, metecism. Metoxeny, heterecism.*

metencephal. Metencephalon.

metencephalic. Relating to the metencephalon.

metencephalon [G. *meta*, after, + *enkephalos*, brain.] Hind-brain, the anterior of the two divisions of the rhombencephalon, or posterior primitive cerebral vesicle; from it are developed the pons and cerebellum and the pontine part of the fourth ventricle.

meteorism [G. *meteorismos*, a swelling.] Tympanites, distention of the abdomen with gas.

metencephalon [G. *meta*, after, + *epi*, upon, + *enkephalos*, brain.] The myelencephalon, the posterior division of the third cerebral vesicle or rhombencephalon.

me'ter, me'tre [Fr. *mètre*; G. *metron*, measure.] A measure of length; the equivalent of 39.37 inches. **m. angle**, the angle made by the visual axes meeting at an object one meter distant.

metergasia (met-er-ga'si-ah) [G. *meta*, denoting change, + *ergasia*, work.] Change of function.

me'ter-pump. An instrument used in air analysis; the air passes in measured volume through the pump and at each fiftieth stroke one volume is diverted into a special receptacle whence it is drawn for analysis.

methacetin (meth-as'et-in). A white powder very slightly soluble in water, a homologue of acetphenetidin; antipyretic and antineuralgic in doses of gr. 4-8 (o. 25-o. 5).

meth'aform. Dimethylcarbinolchloroform, as white acicular crystals with a faint odor of camphor, slightly soluble in water; hypodermic analgesic in doses of gr. 3-8 (o. 2-o. 5).

Methana, Greece (mê-thah'nah). Sulphureous waters of remarkable strength.

meth'anal. Formalin.

meth'ane. Marsh-gas, CH₄; an odorless gas produced by the decomposition of organic matter; it is explosive when mixed with seven or eight volumes of air, constituting the fire-damp in coal-mines.

methemoglobin, methemoglobin (meth-e-mo-glo-bin or meth-e-mo-glo'bin) [G. *meta*, transformation-product of oxyhemoglobin found in sanguineous effusions and in the blood after poisoning with acetanilide, chlorate, and other substances.

methemoglobinemia, methemoglobinemia (meth-e-mo-glo-bin-e-mi-ah or meth-e-mo-glo-bin-e-mi-ah) [G. *haima*, blood.] The presence of methemoglobin in the blood.

methemoglobinuria, methemoglobinuria (meth-e-mo-glo-bin-u-ri-ah or meth-e-mo-glo-bin-u-ri-ah) [G. *ouros*, urine.] The presence of methemoglobin in the urine.

meth'ene. Methylene.

meth'eryl. Formyl.

methethyl. A liquid mixture of methyl alcohol, chlorides and chloroform, recommended as a local anesthetic.

meth'od [G. *methodos*; *meta*, after, + *hodos*, way.] The mode or manner of performing an operation, making a test, etc.

methomania [G. *methê*, strong drink, + *mania*, frenzy.] Dipsomania; a craving for alcohol.

meth'onal. Dimethylsulphone-dimethylmethylether, a colorless crystalline powder resembling sugar and used as an hypnotic in doses of gr. R (1.3-2.6).

methoxycaine (meth'oiks-i-kaf'e-en). A white powder, C₉H₁₁N₃O₃, slightly soluble in water; antineuralgic in doses of gr. 4 (o. 25), and as a local anesthetic in doses of 15 (1.0) of a 1% solution hypodermically.

methoxyl. The characterizing group (CH₃) of the primary alcohols.

meth'ozine. Antipyrine.

meth'yl [G. *methy*, wine, + *hylê*, wood, radical, CH₃, of wood alcohol. **m. a**, exalgin, a derivative of acetanilide, an analgesic in doses of gr. 3-10 (o. 2-3). **m. al'**, alcohol, methylic alcohol, pyroxylic alcohol, obtained by the destructive distillation of wood; it is actively poisonous, and used as a local anesthetic. **m. aldehyde**, formalin. **m. a**, rhodin. **m. ben'zoyl'**, benzoyl chloride, chloromethyl monochloride, a liquid formed by compressing a gas and the distillation of methyl alcohol, sulphuric acid and sodium chloride; employed as a local anesthetic. **m. di'iodosal'**, diiodoether. **m. ditan'**, nitanol. **m. ether**, diethyl ether, see under ether. **m. iodine**, iodine, phosphoric acid, employed locally as a disinfectant. **m. oxide**, m. salicylate, colorless crystals. **m. antirheumatic**, a preparation of methyl salicylate in oil of wintergreen.

matism and neuralgia. **m. u'rethane**, urethylane. **m. vi'olet**, a stain employed in histological and bacteriological technique in $\frac{1}{2}$ to 2 per cent. aqueous solution, coloring nuclei and certain bacteria pink.

meth'ylal. Formal, methylenedimethyl ester, obtained by distilling together methyl alcohol, sulphuric acid, water, and manganese dioxide; a colorless liquid of sharp taste and an odor of chloroform; employed as an antispasmodic and hypnotic in doses of gr. 8-30 (0.5-2.0), and as a local anesthetic in 10 per cent. ointment.

ethyl'amine. Amidomethane, a gas, CH_3NH_2 , resembling ammonia; it is an alkaloid from putrefying fish, and produced artificially from methyl cyanurate.

ethylarsinate. A salt of methylarsinic acid. **ethylarsinate m.**, arrhenal, arsenyl, neoarsycodile.

ethylarsinic acid. A bivalent organic derivative of arsenic, the sodium salt of which is obtained by treating arsenous acid in an alkaline solution with methyl iodide; it occurs in the form of white crystalline plates.

ethylate. 1. To mix with methyl alcohol. 2. A compound of a base with methyl alcohol.

ethylated. Mixed or compounded with methyl alcohol. **m. spirit**, denatured alcohol.

ethylat'ropine bro'mide. Atropine methylbromide, a white crystalline powder; employed as a myoplegic, and internally in doses of gr. $\frac{1}{10}$ (0.006) or night sweats.

ethylben'zol. Toluene.

ethylben'zoylec'gonine. Cocaine.

ethylcre'sol. A cresol derived from creosote.

ethylene. A hydrocarbon, CH_2 , occurring in numerous combinations, but never alone. **m. ichlo'ride**, dichloromethane, a colorless volatile liquid obtained by reducing an alcoholic solution of chloroform by zinc and hydrochloric acid; employed in spray as a local anesthetic and has been used to produce general anesthesia by inhalation. **m. blue**, methylthionine hydrochloride. **m. hippu'ric acid**, hippol.

ethylenophil, **methylenophile** (meth'il-e'no-fil, or fil) [G. *philos*, fond.] Staining readily with ethylene blue, noting certain cells and histological structures.

ethylenophil'ic, **methylenoph'ilous**. Methylenophil.

ethylguanidine (meth'il-guan'i-dën). A poisonous homaine from creatin.

ethyl'ic. Relating to methyl.*

ethyl. Trade name of an anesthetic mixture of ethyl chloride, methyl chloride, and chloroform.

ethyl salicy'las. (U.S.) Methyl salicylate, artificial oil of wintergreen, methyl ester of salicylic acid, obtained by distillation together of methyl alcohol, salicylic acid, and sulphuric acid; see oleum gaultheriae.

ethylmercap'tan. An intestinal gas arising from the decomposition of proteins.

ethyl-orthodioxiben'zene. Guaiacol.

ethylphenacetin (meth'il-fen-as'e-tin). A colorless crystalline powder obtained by the action of methyl iodide on phenacetin-sodium; hypnotic.

ethylprotocatechuic acid (meth'il-pro-to-kat-e-ku'k as'id). Vanillic acid.

ethylpyr'idin sulphocya'enate. An antiseptic substance obtained by treating quinoline with sulphocyanic acid.

ethyl-pyrocatechin (pi-ro-kat'e-kin). Guaiacol.

ethylquin'oline. Lepidine.

ethylresor'cinol. Orcin.

ethylthionine hydrochlor'idum. (U.S.) Methyl-

thionine hydrochloride, methylene blue, a dark green powder soluble in water; employed in malaria, neuralgia, and inflammatory affections of the urogenital tract in doses of gr. 2-4 (0.13-0.25).

methyliu'ramine. Methylguanidine.

methyliu'rethane. Urethylane.

methylxanthin (meth-il-zan'thin). Heteroxanthin.

methys'ticum [G. *methystikos*, intoxicating.] Kava or kava-kava, the root of *Macropiper latifolium*, a plant of the Pacific islands, used by the natives as an intoxicant; has been employed in diarrhea and in inflammatory affections of the urogenital tract, in doses of gr. 10-60 (0.6-4.0) of the N.F. fluidextract of kava.

metop'agus [G. *metopon*, forehead, + *pagos*, fixed.] A twin monster joined at the forehead.

metopantal'gia [G. *metopon*, forehead, + *antron*, cavity, + *algos*, pain.] Pain in a frontal sinus.

metopantritis (met'o-pan-tri'(tre')tis) [G. *metopon*, forehead, + *antron*, cavity, + *-itis*.] Inflammation in a frontal sinus.

metop'ic [G. *metopon*, forehead.] Relating to the forehead or anterior portion of the cranium, frontal. **m. point**, metopion. **m. suture**, frontal suture, the suture between the two halves of the frontal bone in the newborn.

meto'pion [G. *metopon*, forehead.] A craniometric point midway between the frontal eminences.

met'opism. The persistence of the frontal suture in the adult.

metopodyn'ia [G. *metopon*, forehead, + *odynë*, pain.] Frontal headache.

meto'pon [G. forehead.] The anterior portion of the frontal lobe of the brain.

met'opoplasty [G. *metopon*, forehead, + *plassô*, I form.] Reparative surgery of the skin or bone of the forehead.

metopos'copy [G. *metopon*, forehead, + *skopeô*, I view.] The study of physiognomy.

Metorchis (met-or'kis) [G. *meta*, behind, + *orchis*, testicle.] A genus of flukes, one species of which, *M. truncatus*, occurring in cats and dogs, has occasionally been found in man.

metox'enus [G. *meta*, beyond, + *xenos*, host.] Noting a parasite with two cycles of existence passed on different hosts.

metox'eny [G. *meta*, beyond, + *xenos*, host.] 1. Heterecism. 2. Change of host by a parasite.

me'tra [G.] Uterus.

metral'gia [G. *mëtra*, uterus, + *algos*, pain.] Uterine neuralgia.

metram'ine. Hexamethylenamine.

metrane'mia, **metrans'mia** [G. *mëtra*, uterus, + *an-priv.* + *haima*, blood.] Local anemia of the uterus.

metranoicter (me-trä-noyk'tur) [G. *mëtra*, womb, + *anoigô*, I open.] An instrument by which dilatation of the os uteri is effected by means of two or four blades or branches passed into the os and then separated.

me'tratome [G. *mëtra*, uterus, + *tomë*, incision.] An instrument used in hysterotomy.

metrat'omy. Hysterotomy.

metrato'nia [G. *mëtra*, uterus, + *a-priv.* + *tonos*, tension.] Atony of the uterine walls after childbirth.

metrauxe (me-trawk'se) [G. *mëtra*, uterus, + *auxë*, increase.] Hypertrophy of the uterus.

metre (me'ter). Meter.

metrec'tomy [G. *mëtra*, uterus, + *ektomë*, excision.] Hysterectomy.

metrecto'pia, **metrec'topy** [G. *mëtra*, uterus, + *ektopos*, out of place.] Displacement of the uterus

metreurynter (me-tru-rin'tur) [G. *mētra*, womb, + *euryō*, I dilate.] A collapsible bag which is introduced within the os uteri and distended with air or water in order to dilate the cervix.

metruryasis (me-tru'ri-sis). Dilatation of the cervix uteri.

met'ria [G. *mētra*, womb.] Pelvic cellulitis or other inflammatory affection in the puerperal period.

met'ric [G. *metron*, measure.] Relating to measurement, quantitative. **m. sys'tem**, a system of weights and measures, based upon the meter as a unit. It is the universal system for scientific use and is employed commercially in most countries except those of English-speaking people. It is legalized in the United States and allowable in England. The unit, the meter, is one ten-millionth of a quadrant of the earth's meridian, the equivalent of 39.371 inches. Fractions of a meter are expressed in Latin numerals: decimeter, $\frac{1}{10}$; centimeter, $\frac{1}{100}$; millimeter, $\frac{1}{1000}$; multiples in Greek numerals: decameter, 10; hectometer, 100; kilometer 1000. The unit of weight is the gram which is the weight of one cubic centimeter of distilled water, equivalent to 15.432 + grains. The unit of volume is the liter or one cubic decimeter, equal to 1.056 quarts; a cubic centimeter is about 15 minims.

met'rioccephalic [G. *metrios*, moderate, + *kephalē*, head.] Having a well proportioned head as regards height. Noting a skull with an index between 72 and 77. Similar to orthocephalic.

metritis (me-tri'(tre')tis) [G. *mētra*, womb, + *-itis*.] Inflammation of the uterus.

me'trocarcino'ma [G. *mētra*, uterus.] Carcinoma of the uterus.

metrocele (me'tro-sēl) [G. *mētra*, uterus, + *kēlē*, hernia.] Hernia of the uterus.

me'troclyst [*mētra*, uterus, + *klystēr*, injection.] A uterine irrigator.

metroclopocle (me-tro-kol'po-sēl) [G. *mētra*, uterus, + *kolpos*, sinus (vagina), + *kēlē*, hernia.] Prolapse of the uterus.

metrocysto'sis [G. *mētra*, uterus, + *kystis*, cyst.] The formation of uterine cysts.

metrocyte (me'tro-sit) [G. *mētēr*, mother, + *kytos*, cell.] A mother cell.

metrodyn'ia [G. *mētra*, uterus, + *odynē*, pain.] Metralgia.

metrofibro'ma [G. *mētra*, uterus.] A fibroma of the uterus.

metrolymphangitis (me'tro-lim-fan-jil'(je')tis) [G. *mētra*, uterus, + *L. lymphā*, lymph, + *G. angeion*, vessel, + *-itis*.] Inflammation of the uterine lymphatics.

metromala'cia [G. *mētra*, uterus, + *malakia*, softness.] Pathological softening of the uterine tissues.

metromalaco'sis. Metromalacia.

met'roma'nia [G. *metron*, measure, + *mania*, frenzy.] Insanity marked by an incessant writing of verses.

me'troma'nia [*mētra*, uterus, + *mania*, frenzy.] Insanity associated with uterine disease.

metroneuria (me-tro-nū'ri-ah) [G. *mētra*, uterus, + *neuron*, nerve.] A neurosis of the uterus.

metropar'alysis [G. *mētra*, uterus, + *paralysis*.] Flaccidity or paralysis of the uterine muscle during or immediately after childbirth.

metrop'athy [G. *mētra*, uterus, + *pathos*, suffering.] Any disease of the uterus.

metropéritonitis (me-tro-pēr-i-ton-i'(e')tis) [G. *mētra*, uterus, + *peritonaiōn*, peritoneum, + *-itis*.] 1. Inflammation of the uterus with its peritoneal covering. 2. Perimetritis, inflamma-

tion of the peritoneum covering the inside of the uterus.

metrophlebitis (me-tro-flē-bil'(be')tis) [G. *metra*, uterus, + *phleps* (*phleb-*), vein, + *-itis*.] Inflammation of the uterine veins following childbirth.

metropto'sia, **metropto'sis** [G. *mētra*, uterus, + *ptōsis*, a falling.] Falling or prolapse of the uterus.

metrorrha'gia [G. *mētra*, uterus, + *rhagmē*, burst forth.] Hemorrhage from the uterus. **m. myopathia**, post-partum hemorrhage due to the flaccidity of the uterine muscle.

metrorrhe'a, **metrorrhoe'a** [G. *mētra*, uterus, + *rhoia*, a flow.] A discharge of mucus or pus from the uterus.

metrorrhex'is [G. *mētra*, uterus, + *rhēxis*, rupture.] Rupture of the uterus.

me'trotho'sis [G. *mētra*, uterus, + *orthōs*, making straight.] The correction of a displacement of the uterus.

metrosalpingitis (me-tro-sal-pin-jil'(je')tis) [G. *mētra*, uterus, + *salpinx*, trumpet (oviduct), + *-itis*.] Inflammation of the uterus and of one or both Fallopian tubes.

metrosclirrhos (me-tro-skir'(sir')us) [G. *mētra*, uterus, + *skirrhos*, a hard tumor.] A sclirrhous cancer of the uterus.

me'troscope [G. *mētra*, uterus, + *skōpōs*, I view.] An endoscope for examination of the uterine cavity.

metrostax'is [G. *mētra*, uterus, + *staxis*, a trickling.] A dripping of blood from the uterine mucous membrane, a small but continuous uterine hemorrhage.

metrosteno'sis [G. *mētra*, uterus, + *stenōsis*, contraction.] A narrowing of the uterine cavity.

metrostere'sis (me'tro-stē-re'sis) [G. *mētra*, uterus, + *sterēsis*, loss.] Hysterectomy, metrectomy.

me'trotome. A knife employed in metrotomy.

metrotomy [G. *mētra*, uterus, + *tomē*, incision.] 1. Hysterectomy. 2. Incision into the cervix uteri.

metrotro'phic. An assumed inhibitory hormone formed in the pregnant uterus, which arrests ovulation.

metrourethrotome (me'tro-u-re'thro-tōm) [G. *metron*, measure, + *ourēthra*, urethra, + *tomē*, cutting.] A form of urethrotome in which the means of a screw attachment, the exact extent of division of the urethra can be regulated.

metrypercinesia (me-tri'pur-sin-e'si-ah) [G. *mētra*, uterus, + *hyper*, overmuch, + *kinesis*, movement.] Excessive labor pains.

metryper'mia, **metryperæ'mia** [G. *mētra*, uterus, + *hyper*, overmuch, + *haima*, blood.] Hypermæmia of the uterus.

metryperæsthesia, **metryperæsthesia** (me-tri'per-æ-the'si-ah) [G. *mētra*, uterus, + *hyper*, overmuch, + *æsthēsis*, sensation.] Extreme sensitiveness or hyperæsthesia of the uterus.

metryperkine'sis. Metrypercinesia.

metryperthro'phia [G. *mētra*, uterus, + *hyper*, overmuch, + *trophē*, nourishment.] Hypertrophy of the uterus.

Mette's test (met'teh) [Emil Ludwig Paul Mette, German physician, 19th century.] A quantitative test for pepsin made by introducing tubes of coagulated albumin into the stomach and observing the amount of digestion occurring in a definite time.

Meunier's sign (mē-ne-a'). A loss of weight in the incubation period of measles.

Meyer's disease [Georg Hermann Meyer, German anatomist, 1815-1892.] Adenoid vegetation

M.'s line, a line extending from the middle of the body of the third sacral vertebra to a point midway between the two anterior superior iliac spines. **M.'s organ**, a collection of glands and mucous folds at the upper portion of the border of the tongue, found especially in certain of the lower animals. **M.'s sinus**, a small concavity in the floor of the external auditory canal near the *membrana tympani*.

Meyer's reagent (mi'erz re-a'jent). A solution of phenolphthalein 0.032, in decinormal sodium hydroxide, 21, with water (distilled from glass) sufficient to make 100; in the presence of minute traces of blood the solution assumes a purplish red color.

Meyer's theory (mi'er) [Adolf Meyer, American psychiatrist, *1866.] The theory that dementia praecox is of psychogenic origin, functional rather than organic.

Meynert's bundle (mi'nert) [Theodor Meynert, Viennese anatomist, 1833-1892.] Fasciculus retroflexus. **M.'s cells**, solitary pyramidal cells found in the cortex in the region of the calcarine fissure. **M.'s commissure**, commissura superior. **M.'s fasciculus**, M.'s bundle. **M.'s layer**, the third layer, of pyramidal cells, of the cerebral cortex.

Meynet's nodosities (ma-na') [Paul Claude Hyacinthe Meynet, French physician, 1831-1892.] Small movable, subcutaneous, connective-tissue nodules, formed at times in the neighborhood of the affected joints in acute articular rheumatism.

mezereon. Mezereum.

mezereum [Ar. *māsariyūn*, camellia.] (U.S.) The bark of *Daphne mezereum*, wild pepper, spurge-flax, dwarf bay; employed in the treatment of rheumatism and syphilis in doses of gr. 5-10 (0.3-0.6).

Mg. Chemical symbol of *magnesium*.

MgO. Magnesia, calcined magnesia.

MgSO₄. Magnesium sulphate, Epsom salt.

mho (mo) [ohm reversed.] The unit of electrical conductivity, the conductivity of a body having the resistance of one ohm.

mi'asm, **mi'asma** [G. *miasma*, stain.] 1. Noxious effluvia or emanations, formerly regarded as the cause of malaria and of various epidemic diseases. 2. Hahnemann's term for the infectious principle, or virus, which, when taken into the organism, may set up a specific disease.

mi'smatic. Relating to or caused by *miasma*.

mi'smatic-contagious. A term formerly applied to yellow fever and other diseases which appeared to be both contagious and transportable in *mi'asms*.

Mibelli's disease (me-bel'le) [Vittorio Mibelli, Italian dermatologist, contemporary.] Porokeratosis.

mi'ca pa'nis [L.] Bread crumb, the soft part of a loaf of bread.

mici'la [L. dim. of *mica*, a crumb.] Nägeli's term for one of the ultramicroscopic units of living matter formed of aggregations of molecules; *tagma*.

Michigan Congress Well, Michigan. See *Americanus Mineral Well*, Michigan.

microacoustic (mi-kro'-kus'tik) [G. *mikros*, small, + *akousikos*, relating to hearing.] 1. Relating to faint sounds. 2. Magnifying very faint sounds so as to make them audible.

micranatomy (mi-kran-at'o-mi) [G. *mikros*, small, + *anatōmia*.] Microscopical anatomy, histology.

microcephalia [G. *mikros*, small, + *enkephalos*, brain.] A condition in which the brain is abnormally small in size.

micrencephalon (mi-kren-sef'ā-lon) [G. *mikros*, small, + *enkephalos*, brain.] The cerebellum.

micrencephalous. Having a small brain.

micro- [G. *mikros*, small.] A prefix noting smallness. When prefixed to a term denoting a unit of any kind it denotes the one-millionth of such unit; the term *micromillimeter* is an exception, or rather is incorrect.

microbacterium [G. *mikros*, small.] A bacterium of very minute size.

microbe (mi'krōb) [G. *mikros*, small, + *bios*, life.] A minute one-celled individual, either animal or vegetable; microorganism.

microbe'mia, **microbæ'mia** [*microbion* + *haima*, blood.] The presence of microorganisms in the peripheral blood, microbiloemia.

micro'bian. 1. Relating to a microbe or microbes. 2. A microbe.

micro'bic. Microbian (1).

microbicidal (mi-kro-bi-si'dal) [*microbion* + L. *cadere*, to kill.] Destructive to microbes, microbicide, germicidal, antiseptic.

microbicide (mi-kro-bi-sid). 1. Microbicidal. 2. An agent which is destructive to microbes, a germicide, an antiseptic.

microbicidin (mi-kro-bis'i-din). Microsidin.

microbiohæ'mia, **microbiohæ'mia**. Microbemia.

microbiological (mi-kro-bi-o-loj'i-kal.) Relating to microbiology.

microbiologist. An adept in microbiology; a bacteriologist or a protozoologist, or both.

microbiol'ogy [G. *mikros*, small, + *bios*, life, + *-logia*.] The science of microorganisms; biology in relation to unicellular organisms.

micro'bion. Microbe.

micro'bioph'bia [*microbion* + G. *phobos*, fear.] A morbid and exaggerated fear of microorganisms, or germs.

microbiosis (mi'kro-bi-o'sis). 1. Infection with microbes. 2. Shortness of life.

microbiot'ic. 1. Short-lived. 2. Microbic.

mi'crobi'ism. Infection with microbes. **latent m.**, the presence of pathogenic microorganisms in the body, which give rise to no symptoms; the condition of a bacilli-carrier.

mi'croblast [G. *mikros*, small, + *blastos*, sprout, germ.] A small nucleated red blood-corpuscle.

microbleph'arism, **microbleph'aron** [G. *mikros*, small, + *blepharon*, eyelid.] Abnormal smallness of the eyelids

microbrachia (mi-kro-bra'ki-ah) [G. *mikros*, small, + *brachion*, arm.] Abnormal smallness of the arms.

microbrachius (mi-kro-bra'ki-us). A monster with rudimentary arms.

microbrenner [G. *mikros*, small, + Ger. *brenner*, burner.] An electric cautery with needle point.

microcalorie, **microcalory** (mi-kro-kal'o-ri) [G. *mikros*, small, + L. *calor*, heat.] A heat unit, noting the heat necessary to raise 1 gram of distilled water from 0° to 1° C.

microcar'dia [G. *mikros*, small, + *kardia*, heart.] Abnormally small size of the heart.

microcar'dius [G. *mikros*, small, + *kardia*, heart.] A monster with abnormally small heart.

microcent'rum [G. *mikros*, small, + *kentron*, center.] Micronucleus, cinetonucleus.

microcephalia [G. *mikros*, small, + *kephalē*, head.] Abnormal smallness of the head, microcephaly, microcephalism.

microcephalic (mi-kro-sef'al'ik) [G. *mikros*, small, + *kephalē*, head.] Having a small head, microcephalous. Noting a skull with a capacity below 1350 c.c., or an individual having such a

skull. Among the microcephalic races are the Australians, Bushmen, and Tasmanians.

microceph'alism. Microcephaly.

microceph'alous. Having a small head, microcephalic.

microceph'aly. Microcephalia, smallness of the head.

microceph'alus. 1. One with an abnormally small head. 2. A monster with rudimentary or imperfectly developed head.

microchemical (mi-kro-kem'kal). Relating to microchemistry.

microchemistry (mi-kro-kem'is-tri) [G. *mikros*, small.] The chemistry of microscopic objects; the observation of chemical reactions occurring under the microscope.

microcidin (mi-kros'i-din). Trade name of a preparation of sodium naphthol, or betanaphthol sodium, a grayish powder soluble in water; employed as an antiseptic wash in 1 to 5 per cent. solution.

Micrococcus [G. *mikros*, small, + *kokkos*, berry.] A genus of *Coccaceae*, including the spherical cells without flagella in which division occurs in two planes; the term, as commonly employed, denotes any coccus or spherical schizomycete. **M. ac'idi lac'tici**, a species sometimes found in milk, causing lactic-acid fermentation. **M. aerog'enes**, a gas-forming coccus in the intestinal canal. **M. capri'nus**, a microorganism supposed to be the cause of tetosis in goats. **M. catarrha'lis**, a large spherical or ovoid, paired (diplococcus), non-motile, gram-negative organism, occurring in superficial inflammations of the mucous membrane, and believed to be one of the causes of acute coryza. **M. endocardit'idis ruga'tus**, a species, presumably pathogenic, found in cases of ulcerative endocarditis. **M. foet'idus**, a species found in carious teeth and in certain cases of fetid pharyngitis. **M. ging'ivae pyog'enes**, a species of non-motile diplococci (sometimes single) found in cases of alveolar abscess. **M. gonorrhoe'ae**, gonococcus, a coffee-bean shaped, non-motile, gram-negative coccus, occurring in pairs with the flat surfaces apposed; the specific cause of gonorrhea. **M. intracellu'laris meningit'idis**, meningococcus, *Diplococcus intracellularis meningitidis*. **M. loewenberg'il**, a probably pathogenic species found in certain cases of ozena. **M. meliten'sis**, a non-motile, gram-negative organism discovered by Bruce in 1887, the specific cause of Malta* fever. **M. neofor'mans**, a diplococcus claimed by Doyen to be pathogenic for cancer. **M. paratetrage'nus**, a coccus of variable size, often present in the nasal cavities, and thought to be an occasional cause of acute coryza. **M. pasteur'i**, *Diplococcus pneumoniae*. **M. tetra'genous**, an encapsulated coccus usually arranged in tetrads, or groups of four; it is often found associated with the tubercle bacillus, and is believed to be sometimes the cause of a pseudo-membranous angina. **M. ure'ae**, a species, usually in streptococcal form, causing ammoniacal fermentation in urine. **M. zymog'enes**, a small coccus, of uncertain pathogenicity, found in acute valvular endocarditis.

microconid'ium. A conidium of smaller than average size, in certain fungi.

microcor'nea [G. *mikros*, small.] A condition in which the cornea is thinner and flatter than normal.

mi'crocasm [G. *mikros*, small, + *kosmos*, world.] Anything regarded as an epitome of the world or universe, a term sometimes applied to man.

microcos'mic. Relating to anything termed microcosm. **m. salt**, sodium and ammoniac phosphate, originally obtained from human urine, employed as a flux.

microcoulomb (mi-kro-koo-lom'). An electrical microunit of quantity, the one-millionth of a coulomb.

microcoustic (mi-kro-koo'stik). Microacoustic.

mi'crocrith [G. *mikros*, small, + *krithe*, barleycorn] A chemical unit of weight, that of an atom of hydrogen.

microcrys'talline [G. *mikros*, small.] Occurring in minute crystals.

microcurie (mi'kro-ku're). A measure of radium emanation, one millionth of a curie.*

mi'rocyst [G. *mikros*, small.] A small cyst.

microcy'tase. According to Metchnikoff, a cytar or complement, formed by the multinuclear leucocytes, which acts on bacteria.

mi'rocyste [G. *mikros*, small, + *kytos*, cell] 1. A small (5 μ or less) non-nucleated red blood corpuscle, showing evidences of degeneration. 2. A multinuclear leucocyte.

microcythe'mia, microcythae'mia [G. *mikros*, small, + *kytos*, cell, + *haima*, blood.] The presence in the blood of many microcytes, or small red blood corpuscles.

microcyto'sis. Microcythemia.

microdactyl'ia [G. *mikros*, small, + *daktylos*, finger, toe.] Smallness or shortness of the finger or toes.

microdactylous. Relating to microdactylia, having short or small fingers or toes.

microdent'ium [G. *mikros*, small, + *L. dens* (dram tooth).] Smallness of the teeth.

mi'crodissec'tion. Dissection of tissues under a microscope or magnifying glass, usually done by teasing the tissues apart by means of needles.

mi'crodon't [G. *mikros*, small, + *odon* (odon tooth).] Having small teeth. Noting a skull with a dental index below 42.

microfar'ad [G. *mikros*, small, + *farad*.] A micro-unit of electrical capacity, the millionth part of a farad.

microfila'ria. A term suggested by Le Dantes to designate the larval form of a filaria circulating in the blood.

microgamete (mi-kro-gam'et) [G. *mikros*, small, + *gametis*, husband.] The male element in anisogamy, or conjugation of cells of unequal size; it is the smaller of the two cells and active motile.

microgametocyte (mi-kro-gam'e-to-sit) [microgamete + G. *kytos*, cell.] The mother-cell producing the microgametes, or male elements of sexual reproduction in *Protozoa*.

microg'amy [G. *mikros*, small, + *gamos*, marriage.] Conjugation between two young cells the result product of sporulation or some other form of reproduction.

microgas'tria [G. *mikros*, small, + *gaster*, stomach.] Smallness of the stomach.

microgloss'ia [G. *mikros*, small, + *glōssa*, tongue.] Smallness of the tongue.

micrognathia (mi-krog-nath'ah) [G. *mikros*, small, + *gnathos*, jaw.] Smallness of the jaws, especially of the underjaw.

microgonid'ium [G. *mikros*, small.] A gonidium, or chlorophyll element of a lichen, below the average size.

mi'crogram [G. *mikros*, small.] The millionth part of a gram, equivalent to about $\frac{1}{100,000}$ grain.

mi'crograph [G. *mikros*, small, + *graphein*, to write.] An instrument which magnifies the microscopic

movements of a diaphragm by means of light interference and records them on a moving photographic film; it may be used for recording various pulse curves, sound waves, and any forms of motion which may be communicated through the air to a diaphragm.

micrography [G. *mikros*, small, + *graphō*, I write.]

1. Writing with very minute letters, sometimes observed in the insane. 2. A description of microscopic objects; a treatise on histology.

microgyria (mi-kro-jī'rī-ah) [G. *mikros*, small, + *gyros*, convulsion.] Abnormal narrowness of the cerebral convolutions.

microhm (mi'krōm). A microunit of electrical resistance, the millionth of an ohm.

microleucoblast (mi-kro-lu'ko-blast). Micromyeloblast, myeloblast.*

microliter (mi'kro-le-ter). The millionth part of a liter, about $\frac{1}{25}$ drop.

micrology [G. *mikros*, small, + *-logia*.] The science of microscopic objects, of which histology is a branch.

micromania [G. *mikros*, small, + *mania*, frenzy.] A delusion of self-depreciation, or that one's own body is of minute size.

micromastia [G. *mikros*, small, + *masos*, breast.] Condition in which the breasts are rudimentary and functionless.

micromegaly [G. *mikros*, small, + *megas* (megal-), large.] Progeria.

micromelia [G. *mikros*, small, + *melos*, limb.] Achondroplasia.

micromelus [G. *mikros*, small, + *melos*, limb.] A monster with rudimentary limbs.

micromeria. Yerba buena, the leaves of a California plant *Micromeria douglasii*; carminative and anthelmintic in doses of $\frac{3}{4}$ -2 (2.0-8.0) of a fluidextract.

micromerozoite [G. *mikros*, small, + *merozoite*.] A small merozoite.

micrometer [G. *mikros*, small, + *metron*, measure.] A device for measuring objects under the microscope.

micrometer. The millionth part of a meter, micron; usually called, incorrectly, micromillimeter; its sign is the Greek m, μ .

micrometry. Measurement of objects seen under the microscope.

micromicron (mi-kro-mi'kron). The millionth of a millimeter, or thousandth of a micron; expressed by the Greek letters $\mu\mu$.

micromillimeter [G. *mikros*, small.] 1. The millionth part of a millimeter. 2. Incorrectly, but commonly, the thousandth part of a millimeter, or micron; sign, μ .

micromicroscope [G. *mikros*, small, + L. *motus*, motion, + G. *skopō*, I view.] A cinematoscope for representing the movements of amebae and other motile microscopic objects.

micromycetes [G. *mikros*, small, + *mykēs*, fungus.] A microscopic fungus, bacterium.

micromyelia (mi'kro-mi-elī-ah) [G. *mikros*, small, + *myelos*, marrow.] Abnormal smallness or shortness of the spinal cord.

micromyeloblast (mi-kro-mi-el-o-blast). Leucoblast, myeloblast.*

micromyelolymphocyte (mi'kro-mi'el-o-lim'fo-sīt) [G. *mikros*, small, + *myelos*, marrow, + L. *lymphā*, lymph, + G. *kytos*, cell.] Myeloblast.

micron [G. *mikros*, small.] 1. The millionth of a meter or thousandth of a millimeter, micromillimeter (2); expressed by the Greek letter μ , properly placed above the line μ .

micronas (mi'krōn). A colloid particle visible under

the microscope; distinguished from *hypomicronas* or *submicronas* and *amicronas*.

micronucleus [G. *mikros*, small.] 1. A small nucleus in a large cell. 2. Specifically, the smaller of the two nuclei in infusoria, dividing mitotically, containing the specific inheritable germ substance; germ nucleus, gonad nucleus, caryogonad. See *macronucleus*.

microorganic (mi'kro-or-gan'ik). Relating to a microorganism.

microorganism (mi'kro-or-gan-ism) [G. *mikros*, small.] A microscopic plant or animal, a bacterium or protozoon.

microparasite. A parasitic microorganism.

micropathology [G. *mikros*, small, + *pathos*, suffering, + *-logia*.] 1. Morbid histology, the study of the microscopic changes in tissues and cells associated with disease. 2. Bacteriology and protozoology in their relation to disease.

micrope'nis [G. *mikros*, small.] Smallness of the penis.

microphag, **microphage** (mi'kro-fag, mi'kro-fā) [G. *mikros*, small, + *phag* (ocyle).] A polymorphonuclear leucocyte, ameboid, and actively phagocytic especially for bacteria.

microphagocyte. Microphag.

microphobia [G. *mikros*, small, + *phobos*, fear.] Microbiophobia.

microphone [G. *mikros*, small, + *phōnē*, sound.] An instrument for magnifying sounds.

microphonia, **microphony** [G. *mikros*, small, + *phōnē*, voice.] Weakness of voice.

microphonoscope. A stethoscope with a diaphragm attachment for magnifying the sound.

microphotograph. A minute photograph of a microscopic object; to be distinguished from *photomicrograph* which is an enlarged photograph of a microscopic object.

microphthalmia, **microphthalmos** [G. *mikros*, small, + *ophthalmos*, eye.] The presence of one or both eyeballs of abnormally small size.

microphthalmus. 1. Microphthalmia. 2. A person with small eyes.

microphyte (mi'kro-fit) [G. *mikros*, small, + *phyton*, plant.] A microscopic plant, bacterium.

microplasia [G. *mikros*, small, + *plasis*, shaping, forming.] Dwarfism, stunted growth.

micropromyelocyte (mi-kro-pro-mi-el-o-sīt). A cell derived from a promyelocyte.

microproso'pus [G. *mikros*, small, + *prosōpon*, face.] A monster with abnormally small or imperfectly developed face.

micropsia [G. *mikros*, small, + *opsis*, sight.] The subjective perception of objects as smaller than they actually are.

micropsychia (mi-krop-si'ki-ah, mi-kro-si'ld-ah) [G. *mikros*, small, + *psychē*, mind.] Congenital mental weakness, imbecility.

micropus [G. *mikros*, small, + *pous*, foot.] A person with very small feet.

micropyle (mi'kro-pīl) [G. *mikros*, small, + *pylē*, gate.] 1. The mark on an ovum at its previous point of attachment to the ovary. 2. One of the pores in the ova of certain vertebrates through which the male element may gain entrance.

microrepactometer (mi'kro-re-pak-tom'e-tur) [G. *mikros*, small, + *repactometer*.] A repactometer employed in the study of blood-corpuscles.

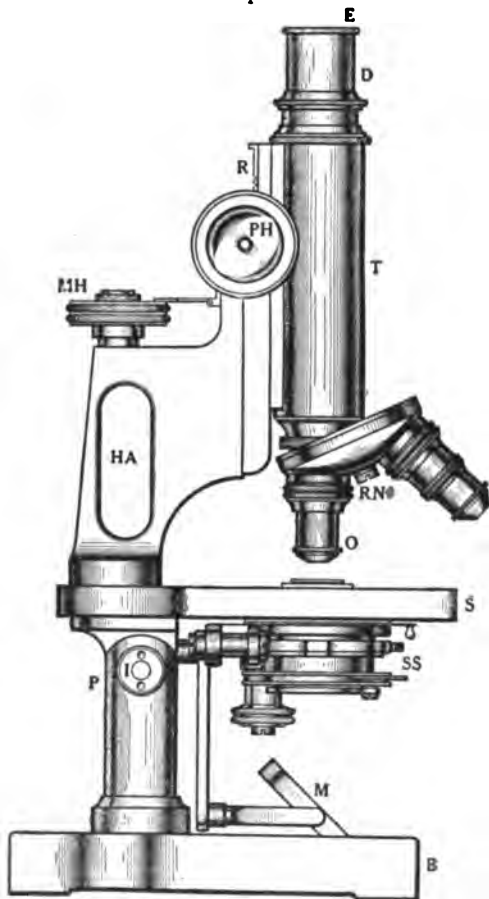
microscope [G. *mikros*, small, + *skopō*, I view.] An instrument containing one or more lenses for magnifying near objects. **binocular m.**, a compound m. with a single objective but with an eyepiece for each eye. **compound m.**, one consisting of two or more lenses. **simple m.**, **single m.**, one

which consists of a single magnifying lens, a magnifying glass.

microscop'ic. Of minute size, visible only with the aid of the microscope.

microscop'ical. Relating to the microscope.

microsc'opy. Investigation of minute objects by means of the microscope.



COMPOUND MICROSCOPE: E, Eyepiece; D, draw-tube; T, body-tube; RN, revolving nose-piece; O, objective; PH, pinion head; MH, micrometer head; HA, handle arm; S, stage; SS, substage; M, mirror; B, base; R, rack; P, pillar; I, inclination joint.

microseme (mi'kro-sēm) [G. *mikros*, small, + *sēma*, sign.] Noting a skull with an orbital index below 84.

microsmatic [G. *mikros*, small, + *osmē*, sense of smell.] Having the sense of smell poorly developed.

mi'crosol. Trade name of a mixture of copper sulphate and sulphocarbolate and of diluted sulphuric acid; antiseptic in 2 to 4 per cent. aqueous solution.

micros'oma, mi'crosome [G. *mikros*, small, + *sōma*, body.] 1. A corpuscle. 2. One of the granules in protoplasm; micella.

micros'omia. Dwarfishness; smallness of body.

microspec'troscope. An instrument for obtaining the spectrum of microscopic objects.

microsphyg'my [G. *mikros*, small, + *sphygmos*, pulse.] Microsphyxia, smallness of the pulse.

microsphyx'ia [G. *mikros*, small, + *sphyxis*, pulse.] Microsphygmy.

micros'pira. Vibrio.

Microspirone'ma. A genus of protozoa, see *Spironema*.

microspo'ria. Gruby's* disease.

Microsporid'ia [G. *mikros*, small, + *sporos*, seed.] An order of *Neosporidia*, parasites of invertebrates, the spores of which are very minute and pyriform with a single polar capsule.

Micros'poron [G. *mikros*, small, + *sporos*, seed.] A genus of fungi, causing ringworm and other diseases of the skin. *M. audouinii*, *Trichophyton microsporon*, the usual fungus of ringworm in England and the United States. *M. furfur*, the fungus of tinea versicolor. *M. minute* [L. very minute], a small hyphomycetous fungus pathogenic of erythrasma.

microsteth'ophone [G. *mikros*, small, + *stēthē*, chest, + *phōnē*, sound.] A form of magnifying stethoscope.

microsteth'oscope. A form of magnifying stethoscope.

microsto'mia [G. *mikros*, small, + *stoma*, mouth.] Smallness of the mouth.

microtia (mi-kro'shi-ah) [G. *mikros*, small, + *otē*, (ōt-), ear.] Smallness of the auricle or pinna of the ear.

mi'crotome [G. *mikros*, small, + *tomos*, cutting.] An instrument for making sections for examination under the microscope.

micro'tomy. Section-cutting; the making of thin sections of tissues for examination under the microscope.

microunit (mi'kro-u'ntt). The millionth of an ordinary unit, such as a meter, gram, ohm, etc.

mi'crovolt. A microunit of electromotive force.

microx'yente. Microxyphil.

microxyphil [G. *mikros*, small, + *oxys*, acid, + *phileō*, I like.] A multinuclear oxyphil leucocyte.

microzo'on. A microscopic animal, a protozoa.

microzyme (mi'kro-sim) [G. *mikros*, small, + *zymē*, leaven.] A pathogenic microorganism.

mic'turate [L. *micturire*.] To urinate.

micturition (mik-tu-rish'un). Urination.

mid'body. The equatorial part of the spindle in mitosis.

mid'brain. Mesencephalon.

midcar'pal. Between the two rows of carpal bones.

referring to the articulation there situated; carpocarpal, mediocarpal, mesocarpal.

mid-diastol'ic sound. A clear sharp sound heard just before the normal first sound of the heart due to the auricular systole when the auricular and ventricular systoles are not continuous.

Midd'letown Mineral Springs, Vermont. Alkaline-chalybeate waters. Used by drinking in anemia, dyspepsia, gout, rheumatism, and general debility. The summer months.

midfron'tal. Relating to the middle of the frontal bone or frontal lobe of the brain, medifrontal.

midgracile (mid-gras'il). Intragracile, noting an occasional fissure dividing the gracile lobe of the cerebellum into two parts.

mid'gut. The central portion of the digestive tube—the small intestine.

midoccip'ital. Relating to the central portion of the occiput, medioccipital.

mid'pain. Intermenstrual pain.*

mid'rib. The main or central vein of a leaf, from which the others branch off.

mid'riff [A S. *mid*, middle, + *krif*, belly.] The diaphragm.

midster'num. Mesosternum, the body of the sternum, or gladiolus.

midtarsal. Between the two rows of tarsal bones, referring to the articulation there situated; tarsotarsal, mediotarsal, mesotarsal.

Midway Warm Springs, Utah. Alkaline-saline-calcic-carbonated waters, 85° F. to 112° F. There appear to be no available data concerning the definite therapeutic effects of these waters. They are said to act as a mild saline cathartic and diuretic, however, as well as possessing a certain tonic property from the iron they contain.

mid'wife [A.S. *mid*, with, + *wif*, wife.] A woman, often one without special medical training, who attends women in confinement; accoucheuse. **man-m**, obstetrician, accoucheur.

mid'wifery. Practical obstetrics.

Miers, France (me-är'). Saline waters. Used by drinking in dyspepsia, migraine, obesity, calculi, and albuminuria.

Miescher's tubes (me'sher) [Johann Friedrich Miescher, Swiss pathologist, 1811-1887.] The spore cases of *Sarcocystis muris*, a sporozoan parasite in the muscular tissue of the mouse and some other animals; called also Rainey's corpuscles, or tubes.

Miesche'ria (me-she'ri-ah) [see *Miescher's* tubes*.] Sarcocystis.

migraine'tor. An instrument for making compression of the head for the relief of migraine.

migraine (me-grän') [Fr. from G. *hēmi-*, half, + *kranion*, skull.] A neurosis characterized by periodical attacks of pain in the head, chiefly in the course of the fifth nerve, vertigo, nausea and vomiting, tinnitus aurium, scintillating flashes of light in the eyes, and pallor, or sometimes flushing, of the face. **ful'gurating m.**, m. coming on abruptly and with violence. **ophthal'mic m.**, a form accompanied by marked disturbances of vision.

migrainin (me'gra-nin). Trade name of antipyrine-caffeine citrate.

migrate [L. *migrare*, to move from place to place.] To wander, to pass from one part to another in an organ or in the body, said of certain diseases or symptoms.

migra'tion. 1. Passing from place to place, said of certain morbid processes or symptoms. 2. Diapedesis, the passage of leucocytes through the walls of the blood-vessels or through the tissues.

mi'grol. Trade name of a remedy for headache said to contain guaiacetic acid and caffeine.

mi'grosine. Trade name of an external application for the relief of simple headache and migraine, said to be composed chiefly of menthol.

Migula's classifica'tion of bacte'ria (me'goo-lah) [Walter Migula, German naturalist, contemporary.] See under *bacterium*.

mi'ka opera'tion [Australian native term.] The establishment of a permanent fistula in the bulbous portion of the urethra in order to render the man incapable of procreating; said to be a practice among certain Australian tribes.

mi'cron. Micron.

Mikulicz's cells (mik'oo-lits) [Johannes von Mikulicz-Radecki, Polish surgeon in Breslau, 1850-1905.] Cells containing the pathogenic bacillus, found in rhinoscleroma. **M.'s disease'**, swelling of the lacrymal, and usually also of the salivary, glands in consequence of an infiltration of, and replacement of the normal gland structure by, lymphoid tissue. **M. drain**, a drain made of several strings of gauze held together by a single layer of the same material. **M.'s mask**, a wire frame, to which gauze is attached, used as a mask to cover the mouth and nose of the surgeon

while operating. **M.'s method**, increasing the resisting powers of the organism prior to abdominal operations, by injecting a solution of nucleinate of sodium. **M. opera'tion**, exsection of the sternocleidomastoid muscle in torticollis. **M. pad**, a pad made from several layers of gauze folded into a rectangular shape; employed as a sponge, for packing off the viscera in abdominal operations, in other ways.

Mikulicz-Vladimiroff opera'tion (mik'oo-lits-vlä-de'me-rawf). An osteoplastic resection of the foot in which the talus and calcaneus are excised, the anterior row of tarsal bones being united to the lower end of the tibia, the articular surfaces of both being removed; the lower end of the stump is therefore the anterior portion of the foot, the patient walking thereafter on tiptoe.



MIKULICZ-VLADIMIROFF OSTEOPLASTIC RESECTION OF THE ANKLE: The heavy line shows the line of incision, the dotted lines show the lines of section through the bones.

mil'dew [A.S. *mildeuw*.] A parasitic fungus growing on plants and dead organic matter.

mil'foil [Fr. *millefeuille*, thousand-leaf.] Achillea.

milla'ria [L. *miliarius*, relating to millet.] 1. An eruption of minute vesicles due to retention of fluid at the mouths of the sweat-follicles. 2. Miliary fever, a mild febrile affection accompanied by an eruption of minute papules, each tipped by a vesicle; the fever is of short duration, the vesicles quickly dry up, and a slight branny desquamation follows. **m. al'ba**, m. with vesicles containing a milky fluid due to maceration and detachment of the epidermal cells lining the same. **m. crystal-li'na**, sudamina, a non-inflammatory form of m. in which the vesicles, filled with clear fluid, are seated upon normal skin. **m. papulo'sa**, m. rubra in which the papular lesions predominate. **m. ru'bra**, prickly heat, strophulus, lichen tropicus, heat rash; an eruption of papules and vesicles at the mouths of the sweat-follicles, accompanied by redness and inflammatory reaction of the skin. **m. vesiculo'sa**, m. rubra, in which the vesicular lesions predominate over the papular.

mil'itary [L. *milium*, millet-seed.] 1. Resembling a millet-seed in size (about 2 mm. or $\frac{1}{16}$ inch). 2. Marked by the presence of nodules of millet-seed size on any surface or within the tissues. **m. fe'ver**, (1) an infectious disease characterized by fever, profuse sweating, and the production of sudamina, occurring formerly in severe epidemics; (2) miliary (2). **m. tuberculo'sis**, acute generalized tuberculosis, marked by the presence of numerous minute tubercles in the affected organs or tissues.

mil'ium [L. millet seed.] A small whitish or yellowish papule, of the size of a pinhead or smaller, due to a retention of sebum beneath the epidermis. **col'loid m.**, *hyeloma*.

milk [A.S. *meolc*.] 1. A white liquid, containing proteins, sugar, and oil globules, secreted by the

mammary glands, designed for the nourishment of the young. 2. Any whitish "milky" fluid, as the juice of the coconut or a suspension of various metallic oxides. **after-m.**, the stripping, or last portion of milk, taken from the udder of the cow at a milking. **budd'eized m.**, see *buddeize*. **butter m.**, see *buttermilk*. **certified m.**, m. sold under a certification by a committee of physicians or sanitarians that it is produced by healthy cows, and drawn, stored, and transported under proper conditions of cleanliness, and that it contains a minimum bacterial content. **condensed' m.**, a thick liquid prepared by the partial evaporation of cow's milk, with or without the addition of sugar. **fore-m.**, (1) colostrum; (2) the first portion of milk obtained from the cow's udder at a milking. **m. line**, an imaginary line extending from the axilla to the groin on the ventral surface, along which the breasts are normally placed in polymastic animals. **m. of asafet'ida**, lac asafetida, emulsum* asafetida. **m. of iron**, water containing about 1 per cent. of freshly precipitated ferric phosphate. **m. of magne'sia**, magma magnesiae (N.F.). **m. of sul'phur**, sulphur præcipitatum. **modified m.**, cow's milk altered, by increasing the fat and reducing the amount of protein, to resemble in composition human milk. **u'terine m.**, a whitish fluid secretion between the villi of the placenta. **virgin's m.**, lac virginis, a toilet preparation consisting of tincture of benzoin r, in rose water 20.

abnormality of, galactacrasia, cacogalactia. absence, galactozemia, agalactia. acid of lactic acid. arresting secretion, lactifugal, galactophygous, ischogalactic, antigalactic. Moody, galacthemia. causing secretion, galactagogue, galactopoietic, lactific, lactigenous, galactogenous, lactatic, galactic. conveying (said of ducts), lactiferous, galactophorous, lactigerous. diet, galactoposia, galactophagy, galactodieta. distention of mamma by, galactedema. excessive secretion, polygalactia, galactorrhea, lactorrhea, profluvium lactis. ferment curdling, rennin, rennet. first secretion, colostrum, foremilk, neogala; beestings (in the cow). instruments for estimating quality of, lactometer, galactometer, galactoscope, lactoscope, lactocrit, lactodensimeter. poison formed in, galactotoxin, galactotoxicon. secretion of, lactation, galactosis, galactoplerosis (abundant); galactorrhea, polygalactia, profluvium lactis (excessive); oligogalactia (deficient). serum of, whey. lactoserum. sterilization of, pasteurization, buddeization. subsisting on, galactophagous, lactivorous. sugar of, lactose. suppression, galactischia, galactochesis, galactostasia, galactozemia. sweating after suppression of secretion, galactidrosis. treatment by, galactotherapy. tumor containing, galactocoele, galactoganglion, lactocoele.

mil'ker's spasm. An occupation neurosis, occurring occasionally in milkmaids.

milk-leg [so called because of the old notion that it was due to a metastasis of the milk.] Phlegmasta alba dolens.

milk'pox. A disease prevalent among the Kaffirs in South Africa, there called *amaas*; it is believed to be a form of modified smallpox; vaccination protects against the disease; see *whitepox*.

milk-sick'ness. Trembles, slows; an infectious disease of cattle, communicable to man, characterized by vomiting, fetid odor of the breath, constipation, and severe nervous symptoms.

milk-spot. Macula albid.

milk-sugar. Lactose.

milk-tooth. One of the teeth of the first or deciduous set; dens* deciduus.

Mil'lar's asth'ma [John Millar, Scottish physician, 1735-1801.] Laryngismus stridulus, Kopp's asthma, Wichmann's asthma.

Mil'lard's test [Henry B. Millard, American physician, 1832-1893.] For albumin in the urine: add

a solution of carbolic acid, glacial acetic acid, and potassic hydrate to the suspected urine, when upon a white precipitate will be thrown down if albumin is present.

Millard-Gubler syn'drome (me-lar'-gü-bler) [Auguste Louis Jules Millard, Parisian physician, *1830; Adolphe Gubler.] Hemiplegia alternans. **Mill'boro Springs, Virginia.** Alkaline-sulpho-carbonated waters. Several springs. Used by drinking in weak digestion, acid dyspepsia, and other disorders.

mil'leo'lium [L. thousand leaf.] Achillea.

mil'ler's col'tutory. Collutorium acidi benzoici.

mil'let-seed. The seed of a grass, *Panicum miliaceum*, used as a rough designation of skin of cutaneous and other lesions; it is the equivalent of about 2 mm., or $\frac{1}{25}$ inch, in diameter.

milliampère (mil't'-ahm-pair') [Fr. *mille*, thousand, + *ampère*.] An electrical unit of current strength, the thousandth of an ampère. **milliampèremeter** (mil't'-ahm-pair'-me'tur). An instrument for determining the strength of an electrical current in milliampères.

millibar (mil't'-bar). A unit of atmospheric pressure, the thousandth part of a bar.

millicurie (mil't'-ku're). A unit of radioactivity representing the quantity of radium emanation in equilibrium with a milligram of radium element. **mill'igram.** One thousandth of a gram, roughly equivalent to $\frac{1}{25}$ grain.

milliliter (mil't'-le'ter). One thousandth of a liter or 1 cubic centimeter, about 15 minims.

mil'limeter. One thousandth of a meter, roughly $\frac{1}{25}$ inch.

millimoll (mil't'-mol) [L. *mille*, 1,000.] The thousandth of a gram-molecule.

millinormal. One thousandth of the normal, noting the strength of a solution; see *normal*.

Mil'on's reagent [Auguste Nicolas Eugène Milon, French chemist, 1812-1867.] Acid nitrate mercury solution (mercury 25, nitric acid 50 distilled water 50) which produces a red color with proteins and certain benzol derivatives.

Mills' disease' (mils) [Charles K. Mills, Philadelphia neurologist, *1845.] Ascending hemiplegia.

Mills-Reincke phenom'enon (mils-ri-to'keh) [Hiram Francis Mills, American hydraulic engineer, *1836; Johann Julius Reincke, German sanitation, contemporary.] The purification of polluted public water supplies produced a notable decrease in the general death-rate; see Hazen's* theories.

Mil'roy's disease' [W. F. Milroy, American physician, *1855.] Congenital edema of the legs; edema of the legs, without obstruction in the veins or lymphatics and without constitutional cause, occurring as a familial and hereditary affection; chronic in character but with occasional acute exacerbations.

milt [A.S. *mille*.] The spleen. **m. splenic fever** in cattle, anthrax.*

miltzbrand (miltz'braht) [Ger. *miltz*, spleen, -brand, acute inflammation.] Splenic fever. **m. th'rax**.*

mim'e'sis [G. *mimēsis*, imitation.] 1. Hypnotic simulation of organic disease. 2. The symptomatic imitation of one organic disease by another. **mimetic.** Relating to mimesis, simulating. **mim'ic** [G. *mimikos*, imitating.] Imitative, simulating, mimetic. **m. spasm**, spasm of the facial muscles.

mimma'tion [Ar. *mim*, the letter m.] A form of stammering in which the m-sound is given to various letters.

mimo'sis [G. *mimos*, actor.] Mimesis.

mind (mind) [A.S. *gemynd*.] The organ or seat of consciousness, remembering, reasoning, and willing.

mind-blindness. Inability to recognize what is seen, vision being, however, unimpaired; see under *blindness*.

mind-cure. Mental healing; the treatment of disease, which is assumed to be entirely the result of mental processes, by an impression made upon the mind of the patient by that of the "healer."

mind-deafness. Inability to interpret the meaning of what is heard, the auditory apparatus being unimpaired.

Minderer's spirit [Raymond Minderer, German physician, *1831.] Spiritus Mindereri, liquor ammonii acetatis.

mind-pain. Psychalgia.

mineral [L. *minare*, to mine.] Any homogeneous inorganic material found in the earth's crust.

Mineral Hill Springs, Tennessee. Red, white, and black sulphur, alum, chalybeate, and Epsom waters. Used by drinking in various disorders.

miner's bunches. Circumscribed edematous elevations of the surface occasionally observed in ankylostomiasis. **m.'s disease**, (1) ankylostomiasis; (2) nystagmus. **m.'s elbow**, inflammation with fluid distention of the olecranon bursa, caused by pressure; it is of the same nature and causation as housemaid's knee.

minim [L. *minimum*, least.] A fluid measure, one-sixteenth of a fluidrachm; in the case of water about one drop.

minimal. Least, smallest.

minimum [L.] The least, the smallest possible; in relation to sense perceptions, hearing, touch, etc., threshold.*

Minin light (A. V. Minin, Russian army surgeon, contemporary.) An electric lamp which gives out violet and ultra-violet rays; employed to produce local anesthesia and for other therapeutic purposes.

Mini-Ni-Yan Springs, Illinois. The waters contain carbonates of sodium, magnesium, iron, calcium, and lithium; phosphate of lithium; and small quantities of iodine, bromine, and manganese. Five springs. Used by drinking and bathing in headache, nervousness, insomnia, disorders of the liver and kidneys, rheumatism, gout, painful swellings of the joints, and glandular enlargements.

minium [L.] Red oxide of lead.

Minkowski's method (min-kov'ske) [Oscar Minkowski, German physician, *1858.] Naunyn-Minkowski method. **M.'s figure**, relation between dextrose and nitrogen in the urine on a pure meat diet and when fasting; on the average, 2.8:1.

Minnequa Springs, Pennsylvania. Light alkaline-carbonated waters. Three springs. Used by drinking in certain nervous affections, and other troubles.

mint. Mentha.

miocardia [G. *meion*, less, + *kardia*, heart.] Systole.

mioidymus (mi-o-did'i-mus) [G. *meion*, less, + *didymos*, twin.] A monster with two heads partly fused in the occipital region.

miodymus. Mioidymus.

miopragia [G. *meion*, less, + *prassō*, I do.] Diminished functional activity in a part.

miopus [G. *meion*, less, + *ops*, eye.] A double monster with incompletely fused heads with two ears and three eyes.

miotic [G. *meiosis*, a lessening.] 1. The period of decline of a disease in which the intensity of the symptoms begins to diminish. 2. Contraction of the pupil. **paralytic m.**, contraction of

the pupil due to paralysis of the radiating muscular fibers. **spastic m.**, m. due to spasmodic contraction of the circular muscular fibers.

miostagmin reaction [G. *meion*, less, + *stagma*, a drop.] A physicochemical immunity test, consisting in determination of the surface tension of an immune serum, to which its specific antigen has been added, before and after incubation at 37° C. for two hours. In case of a positive reaction the surface tension, as measured by the stalagmometer,* is lowered.

miot'ic. 1. Relating to contraction of the pupil. 2. An agent which causes the pupil to contract. 3. Diminishing, declining. **m. phase**, reduction phase; the stage of nuclear changes in the sexual cells during which reduction of the chromosomes takes place; it embraces the cell-generations of the spermatocytes and oocytes.

miracidium [L. *miracidium*, early adolescence.] The ciliated embryo of a trematode worm; it develops into the sporocyst.

Mirchamp's sign (mër-shah'n'). A premonitory symptom of mumps; if a rapid substance is placed on the tongue a painful reflex secretion of saliva occurs in the gland which is the seat of the incipient affection.

miro [L. *mirare*, to look at.] One of the test objects in the ophthalmometer, by means of the images of which the amount of astigmatism is calculated.

mirror [Fr. *miroir*.] A polished surface reflecting the rays of light from objects in front of it. **head m.**, a circular concave mirror attached to a head band, used to project a beam of light into a cavity such as the nose or larynx, for purposes of examination. **m. speech**, a lalopathy in which the order of words in a sentence is reversed, or the words themselves are pronounced backward. **m. writing**, writing backward, from right to left, the letters appearing like ordinary writing seen in a mirror.

"gnawit'el locib'el inemot'el"
. eddiler hua stonucarin
 MIRROR-WRITING.

miryach'it. A nervous affection observed in Siberia similar to palmus, latah, or the jumping disease of Maine.

miscarriage (mis-kar'ej). Expulsion of the product of conception during the fourth, fifth, or sixth month of pregnancy; see *abortion*.

miscar'ry. To give birth to a non-viable fetus, i.e. to one from four to six months old.

mis'ce [L. imperative of *miscere*, to mix.] In prescription writing the direction given to the pharmacist to mix the ingredients; it is usually abbreviated to *M*.

miscegenation (mis'e-ge-na'shun) [L. *miscere*, to mix, + *genus*, race.] Marriage or sexual relations between individuals of different races, especially of the white and black races.

misc'ible. Capable of mixing.

misere're me' [L. have pity on me.] An old term for volulus or fleus.

misocainia (mis-o-k'i-ni-ah) [G. *misō*, I hate, + *kainos*, new.] Misoneism.

misog'amy [G. *misō*, I hate, + *gamos*, marriage.] Aversion to marriage.

misogyny (mis-o-j'en-i) [G. *misō*, I hate, *gynē*, woman.] Hatred of women.

misoneism (mis-o-ne'izm) [G. *misos*, hatred, + *neos*, new.] Dislike of and disinclination to accept new ideas; extreme conservatism, misocainia.

misopœ'dia, misopœ'dia, misop'edy [G. *misō*, I hate, + *pais* (*paid-*), child.] Dislike or hatred of children.

Misis'quoi, Vermont. Sulphurous waters. Used by drinking in scrofula, diseases of the respiratory organs, and skin affections.

mist. Abbreviation of *mistura*, mixture.

mistletoe (*mis'* (*miz'*)-*l*-to) [A.S. *mistel*, bird-lime, + *idn*, a twig.] Viscum.

mistu'ra, gen. and pl. *mistu'ra* [L.] Mixture, a pharmacopœial preparation, consisting of a liquid holding an insoluble medicinal substance in suspension by means of gum arabic, sugar, or some other viscid material.

m. acæ'dia (N.F.), mixture of acacia or gum arabic, **m. gummosa**; contains about gr. 40 (2.6) each of acacia and sugar in 3i (30.0); used as a vehicle.

m. adstringens et escharotica (N.F.), astringent and escharotic mixture, Villate's solution; a solution of copper and zinc acetates, used as an escharotic or, diluted with three times its volume of water, as an astringent.

m. ammo'nii chlo'ridi (N.F.), mixture of ammonium chloride, **m. simplex**, **m. solvens**; a mixture of ammonium chloride and purified extract of licorice, each 2.5, in water 100; expectorant in doses of 32 (8.0).

m. amygdalæ (Br.), almond mixture, emulsum amygdalæ (U.S.); made of compound powder of almonds 2½, water 20; used as a demulcent and vehicle.

m. antidiysenterica, **m. camphoræ acida** (N.F.).

m. asafoet'idæ, emulsum asafoet'idæ.

m. camphoræ acida (N.F.), acid camphor mixture, Hope's mixture, **m. antidiysenterica**, nitric acid 1.75, tincture of opium 1.2, camphor water to make 100; employed in dysentery in dose of 32 (8.0).

m. camphoræ aromat'ica (N.F.), aromatic camphor mixture, Parrish's camphor mixture; sugar 3.5, compound tincture of lavender 25, camphor water to make 100; carminative and astringent in diarrhea in dose of 32 (8.0).

m. carminat'iva (N.F.), carminative mixture, Dalby's carminative; magnesium carbonate 6.5, potassium carbonate 3.0, oils of caraway, fennel, and peppermint each 0.05, laudanum 2.5, syrup 16.0, water to make 100.0; carminative for young children in doses of 118 (0.5).

m. chloral'i et potas'sii bro'midi compos'ita (N.F.), compound mixture of chloral and potassium bromide, chloral and bromide compound; a dose of 3i (4.0) contains chloral hydrate and potassium bromide each gr. 12 (0.8), and extracts of cannabis indica and hyoscyamus each gr. ½ (0.008); hypnotic and sedative.

m. chloroform'i, chloroform mixture, emulsum* chloroformi.

m. chloroform'i et can'nabæ in'dicæ compos'ita (N.F.), compound mixture of chloroform and Indian cannabis, chloroform anodyne; each dose of 3½ (2.0) contains chloroform 114 (0.25), tincture of Indian cannabis 115½ (0.37) tincture of capsicum 111 (0.06), morphine sulphate gr. ¼ (0.005) in alcohol, glycerin, and water, flavored with oil of peppermint; antispasmodic and hypnotic.

m. con'tra diarrhœ'am (N.F.), diarrhea mixture; under this head the N.F. admits 5 diarrhea mixtures, namely Sun cholera mixture, and Squibb's, Loomis's, Thielmann's and Velpeau's diarrhea mixtures; see these names.

m. copaibæ (N.F.), copaiba mixture; under this title the N.F. admits two preparations, called Lafayette mixture and Chapman's mixture; see these names.

m. creoso'ti (Br.), creosote mixture, creosote and spirit of juniper each 16 minims, syrup 1 fluidounce, water to make 16 fluidounces; dose 3i (30.0).

m. cre'tæ (U.S., Br.), chalk mixture, compound chalk powder 20, cinnamon water 40, water to make 100 (U.S.); prepared chalk 50, tragacanth 7, sugar 100, cinnamon water to make 1600 (Br.); dose 3i-4 (4.0-16.0).

m. ferri compos'ita (U.S., Br.), compound iron mixture, Griffith's mixture, ferrous sulphate 6, myrrh 18, sugar 18, potassium carbonate 8, spirit of lavender 60, rose water to make 1000 (U.S.); ferrous sulphate 5,

myrrh 12, sugar 12, potassium carbonate 8, spirit of nutmeg 9, rose water to make 875 (Br.), dose 3i-4 (15.0-60.0).

m. glycyrrh'izæ compos'ita (U.S.), compound licorice mixture, brown mixture; extract of glycyrrhizæ 12, syrup 50, gum arabic 30, paregoric 120, wine of scum 60, spirit of nitrous ether 30, water to make 1000; employed as a cough mixture in doses of 3i-4 (4.0-16.0).

m. gua'iaci (Br., N.F.), mixture of guaiac; resin 4, guaiac 25, sugar 25, tragacanth 4, cinnamon water 1, make 1000 (Br.); guaiac 25, sugar 25, acacia 15, cinnamon water 1000 (N.F.); employed as an alterative and expectorant, and in acute tonsillitis in doses of 3½-1 (15.0-30.0).

m. gummo'sa, **m. acaciæ** (N.F.).

m. olei p'chis (N.F.), mixture of oil of tar, tar mixture; each dose of 32 (8.0) contains oil of tar 114 (6.2), chloroform 11½ (0.08), in alcohol and water, flavored with licorice, peppermint, and sugar; expectorant.

m. olei ricini (Br.), castor-oil mixture; castor of 6 mucilage of acacia 3, orange-flower water 2, cinnamon water 5; dose 3i-2 (15.0-60.0).

m. oleobalsam'ica (N.F.), oleobalsamic mixture, Hoffmann's balsam of life; a 1 per cent. alcoholic solution of balsam of Peru with oils of cinnamon, cloves, orange flowers, lemon, nutmeg, and thyme; employed locally as a stimulant application.

m. opii alkali'na, **m. sassafras et opii**.

m. pectoral'is Stokes (N.F.), Stokes' expectorant; each dose of 3i (4.0) contains ammonium carbonate gr. 1 (0.06), fluidextracts of senega and of squil 10 (0.13), camphorated tincture of opium 110 (0.4) = syrup of tolu.

m. phosphat'ica, emulsum phosphaticum (N.F.).

m. rhe'i compos'ita (N.F.), compound rhubarb mixture, Squibb's rhubarb mixture, a preparation practically the same as **m. rhei et sodæ** (U.S.); each dose of 32 (8.0) contains ipecac gr. ½ (0.015), rhubarb gr. 1½ (0.1), sodium bicarbonate gr. 3 (0.3), in glycerin and peppermint water; antacid and stomachic.

m. rhe'i et sodæ (U.S.), mixture of rhubarb and soda; sodium bicarbonate 35, fluidextract of rhubarb 15, fluidextract of ipecac 3, glycerin 350, spirit 5, peppermint 34, water to make 1000; antacid and laxative in doses of 3½-1 (3.0-4.0).

m. sassafras et opii (N.F.), mixture of sassafras and opium, **m. opii alkalina**, Godfrey's cordial; potassium carbonate 0.8, tincture of opium 3.5, oil of sassafras 0.1, alcohol 5, molasses 32.5, water to make 100; anodyne carminative for infants in dose of 114 (0.4).

m. sen'næ compos'ita (Br.), compound mixture of senna, black draught; magnesium sulphate 5, licorice extract of licorice 1, compound tincture of cardamom 2, aromatic spirit of ammonia 1, infusion of senna 2, make 20; dose 3i-1½ (30.0-45.0).

m. simplex, simple mixture, **m. ammonii chlor'id** (N.F.).

m. sodæ et men'thæ (N.F.), mixture of soda and spearmint, soda-mint; sodium bicarbonate 5, aromatic spirit of ammonia 1, spearmint water to make 100; antacid and carminative in dose of 32 (8.0).

m. solvens, solvent mixture, **m. ammonii chlor'id** (N.F.).

m. spir'itus v'ni gal'lici (Br.), mixture of brandy, brandy and cinnamon water of each 4 fluidounces, sugar ½ ounce, yolks of 2 eggs; stimulant food in dose of 3i-2 (30.0-60.0).

m. splenetic'a (N.F.), spleen mixture, Godfrey's mixture; quinine sulphate 4.2, potassium nitrate 25, ferrous sulphate each 1.4, nitric acid 1.4, water 5, make 100; antiperiodic and tonic in dose of 3i (4.0).

m. sulphuricæ ac'idæ (N.F. and P.G.), sulphuric acid mixture, Haller's acid elixir; a 25 per cent. solution of sulphuric acid in alcohol; antiscorbutic and astringent in doses of 116-10 (0.4-0.6).

Mitch'ell's disease. See *Weir's Mitchell's disease*. **mitchell'a** [John Mitchell, Virginia botanist, eighteenth century.] The herb *Mitchella repens*, partridge berry, squaw vine, a plant of Canada and the United States east of the Mississippi; employed in eclectic practice as a uterine tonic and to promote easy parturition, in doses of 11-1

(0.03-0.06) of the specific medicine every few hours.

mite (mīt) [A.S.] A minute acarid, a tick; often parasitic, or a transmitter of disease germs. *harvest m.*, *Lepus*. *itch-m.*, *Sarcoptes scabiei*. *mange-m.*, *Demodex folliculorum*.

mithridate (mith'ri-dāt). One of several old pharmacological preparations reputed to be antidotal to or preventive of poisoning.

mithridatism [Mithridates, King of Pontus (132-63 B.C.), who is said to have acquired immunity to poison by this means, and to have succeeded so well that he failed later in an attempt at suicide.] Immunity against the action of a poison produced by small and gradually increasing doses of the same.

mitigate [L. *mitigare*, to make mild or gentle.] To make weaker or milder.

mitigated caustic. Argenti nitras mitigatus, silver nitrate mixed with two parts of potassium nitrate.

mitochondria (mi-to-kon'dri-ah) [G. *mitos*, thread, + *chondros*, cartilage.] 1. Granules (cytomicrosomes) and filaments existing in the cytoplasm and forming an essential part thereof; thread-granules. 2. A finely granular protoplasmic layer surrounding the axial filament in the tail of a spermatozoon. 3. Chondroconia.

mitoma, **mitome** [G. *mitos*, thread.] The fine network forming the support or framework of the protoplasm of a cell.

mitosis [G. *mitos*, thread.] Caryocinesis, indirect nuclear division, the usual process of cell-reproduction. **asymmetrical m.**, a form of mitosis in which the chromosomes are unequal in number in the two daughter nuclei, in consequence either of irregular distribution or of a reduction of chromosomes in one nucleus. **gametogenetic m.**, the process of cell-division characteristic of the ovum after union with the spermatozoon, in which the number of chromosomes in each of the conjugating cells is reduced by one-half in order to preserve in the impregnated ovum the number proper to the species; were it not for this reduction of the chromosomes in these conjugating cells the number of chromosomes in the zygote would be thirty-two instead of sixteen. **heterotype m.**, a variety of mitosis in which the halved chromosomes are united at their ends forming ring figures. **multipolar m.**, a pathological form in which the spindle has three or more poles resulting in the formation of a corresponding number of nuclei. **somatic m.**, the ordinary process of mitosis as it occurs in the somatic or body cells, characterized by the formation of a definite number of chromosomes, varying according to the species; in the human subject this number is sixteen.

mitosome [G. *mitos*, thread, + *sōma*, body.] Caryosome

mitotic. Relating to or marked by mitosis.

mitral [L. *mitra*, a miter.] Relating to the mitral or bicuspid valve. **m. area**, the region of the chest over the apex of the heart, where the sounds, normal or pathological, produced at the left atrioventricular orifice are heard most distinctly. **m. murmur**, a murmur produced at the mitral orifice. **m. orifice**, the left atrioventricular aperture. **m. valve**, valvula bicuspidalis.

mixed. 1. Consisting of two or more ingredients mingled together. 2. Not simple, presenting the signs or characteristics of two or more different things. **m. chancre**, a sore resulting from double infection with the syphilitic and the chancroidal

virus. **m. treatment**, treatment of syphilis with both mercury and potassium iodide.

mixosco'pia [G. *mixis*, intercourse, + *skopeō*, I look at.] A form of perversion in which pleasure is derived from the sight or thought of sexual intercourse of a certain person, for whom one has an attraction, with another; or simply in which gratification is derived from watching the sexual act in man or animals.

mix'ture [L. *mistura*.] 1. A mutual incorporation of two or more substances, without chemical union, the physical characteristics of each of the components being retained. A *mechanical m.* is a m. of particles or masses distinguishable as such under the microscope or in other ways; a *physical m.* is a more intimate m. of molecules as obtains in the case of gases and many solutions. 2. In chemistry a mingling together of two or more substances without the occurrence of a reaction by which they would lose their individual properties. 3. In pharmacy, see *mistura*. **chalk m.**, *mistura cretæ*. **French m.**, liquor iodi carbolutus. **neutral m.**, a solution of potassium citrate.

m. l. d. An abbreviation for minimum lethal dose.

mm. An abbreviation for millimeter.

mmm. Abbreviation for micromillimeter or micron.

Mn. Chemical symbol for manganese.

mnemasthenia (nem-as-the'n-ah.) A weakening of the memory not due to organic disease.

mnemic hypother'esis (ne'mik). Semon-Hering hypothesis, mnemism; the theory that stimuli or irritants leave definite traces (*engrams*) on the protoplasm of the animal or plant, and when these stimuli are regularly repeated they induce a habit which persists after the stimuli cease; assuming that the germ cells share with the nerve cells in the possession of engrams, acquired habits may thus be transmitted to the descendants.

mnemism (ne'mizm) [G. *mnēmē*, memory.] Mnemic* hypothesis.

mnemon'ic (ne-mon'ik) [G. *mnēmōn*, mindful.] Relating to memory.

mnemonics (ne-mon'iks). The art of improving the memory; a system for aiding the memory.

mnemotechnē, **mnemotechnics** (ne-mo-tek'ne, ne-mo-tek'niks) [G. *mnēmē*, memory, + *technē*, art.] Mnemonics.

Mo. Chemical symbol of molybdenum.

mobile (mo'bīl) [L. *mobilis*, movable.] Movable; moving.

mobil'ity [L. *mobilis*, movable.] The quality of being movable.

mobiliz'able. Potentially mobile.

mobiliza'tion. 1. Making movable; restoring the power of motion in a joint. 2. The art of mobilizing; the starting of hitherto quiescent material on a round of physiological activity.

mobilize (mo'bīl-iz) [Fr. *mobiliser*, to make ready a body of troops for active service.] To liberate material stored in the body; to excite quiescent material, such as glycogen, to physiological activity.

moc'casin flow'er. Cyprripedium.

mocharras (mo-kar'ras) A reddish gum from *Moringa pterygosperma*, a tree of Western Asia.

mock-knee (mok'ne). A bursitis of the knee in horses and cattle.

modal'ity [L. *modalis*, relating to *modus*, a mode.] In homeopathy, any condition influencing or modifying drug-action.

modi'olus [L. a trepan.] Columella cochleæ, the central cone-shaped core of spongy bone about which turns the spiral canal of the cochlea.

mo'dus operan'di [L.] Manner of operating, mode of action.

Moebius' disease' (mē'be-oos) [Paul Julius *Moebius*, German physician, 1853-1907.] Ophthalmoplegic migraine or periodical oculomotor paralysis. **M.'s sign**, the power of convergence of the visual axes is impaired in exophthalmic goiter.

Moell'er's disease' (mē'ler) [*Moeller*, German surgeon, 1839-1862.] 1. A chronic painful form of superficial glossitis. 2. Barlow's disease, infantile scurvy.*

Moeller's grass bacil'lus (mē'ler) [Alfred *Moeller*, German bacteriologist, *1868.] Hay bacillus.* **M.'s reaction**, **M.'s test**, rhinoreaction.

Moerner-Sjöqvist meth'od (mēr'ner-syö'kvist) [Carl Thore *Moerner*, Swedish physician, *1864.] Same as Sjöqvist's* method.

mogigraphia (moj-i-graf't-ah) [G. *mogis*, with toil and pain, + *graphē*, writing.] Writer's* cramp.

mogilalia (moj-i-la'li-ah) [G. *mogis*, with toil and pain, + *lalia*, speech.] Stuttering, stammering, or any speech defect; molilalia.

mogiphonia (moj-i-fō'ni-ah) [G. *mogis*, with toil and pain, + *phōnē*, voice.] Laryngeal spasm occurring in elocutionists, a form of professional neurosis.

mogitocia (moj-i-to'si-ah) [G. *mogis*, with difficulty, + *tokos*, childbirth.] Dystocia, difficult labor.

Mohr's test [Francis *Mohr*, American pharmaceutical chemist, nineteenth century.] For free hydrochloric acid in the contents of the stomach: the addition of a solution of acetate of iron containing a little sulphocyanide of iron to the filtered gastric contents will produce a red color in the presence of free hydrochloric acid.

Mohrenheim's foss'a or space (mo'ren-him) [Joseph Jacob Freiherr von *Mohrenheim*, Austrian surgeon, *1799.] Infraclavicular fossa, trigonum deltoideopectorale, a space between the pectoralis major and deltoid muscles, below the clavicle.

molist [L. *musteus*, fresh.] Damp, slightly wet. **m. chamber**, an arrangement for keeping objects under the microscope from drying up during examination. **m. gangrene**, a form of gangrene in which there is obstructed return flow to the venous blood, so that the dead tissues are more or less wet.

mol. Abbreviation for *gram-molecule*.

mo'lar [L. *molaris*, relating to a mill.] 1. Grinding. 2. A molar tooth, a grinder. 3. Relating to a mole. 4. [L. *moles*, mass.] Massive, relating to a mass, not molecular. **m. tooth**, one of the back teeth or grinders, three on each side of each jaw. **sixth-year m.**, the first permanent molar tooth.

molar'iform [L. *forma*, form.] Having the form of a molar tooth.

molass'es [L. *mellaceus*, honey-like.] Treacle, a thick sweet liquid obtained in the process of sugar-making; syrupus fuscus.

mold. Mould.

mole [A.S. *mæl* (L. *macula*), a spot.] 1. Nevus pigmentosus, a brownish spot or patch on the skin. 2. [L. *mola*, a mass of moistened meal.] An intrauterine mass formed by the degeneration of the partly developed ovum. **blood m.**, **car'neous m.**, fleshy m. **cystic m.**, hydatidiform m. **false m.**, an intrauterine polypus. **fleshy m.**, (1) a shapeless fetal monster; (2) a shapeless mass of the secundines retained after abortion. **grape m.**, hydatidiform m. **hydat'id m.**, **hydatid'iform m.**, a vesicular or polycystic mass resulting from the proliferation of the villi of the chorion. **mat'ernal m.**, fleshy m. (2). **stone m.**, uterine calculus, womb-stone, a fleshy mole which has

undergone calcareous degeneration. **from a fleshy mole** (1). **vesic'ular m.**, **hydatid'iform m.** = **molec'ular**. Relating to a molecule.

molecule (mol'e-kül) [L. *molecula*, dim. of *mass*.] The smallest possible unit of extensibility of any substance; it may consist of a single atom as the molecule of mercury, or it may be composed of a great number of atoms, as in the case of certain alkaloïds; according to the number of atoms composing it the molecule is **uni'molecular** (1), **diatomic** (2), **triatomic** (3), **tetra'tomic** (4), **penta'tomic** (5), **hexa'tomic** (6), etc. **molilalia** (moi'li-la'li-ah) [G. *molis*, with difficulty + *lalia*, talking.] Mogilalia, a speech defect: stuttering, stammering.

moll'men [L. an endeavor.] An effort; the laborious performance of a normal function. **men's'trual m.**, the unpleasant symptoms, feeling of weight in the pelvis, nervous and circulatory disturbances, etc., experienced during the menstrual period.

Mol'isch's test [Hans *Molisch*, Viennese chemist & botanist, *1856.] For sugar in the urine: the addition of a mixture of equal parts of strong sulphuric acid and of a 15 per cent. solution of thymol will produce a deep red color if glucose is present.

Moll's gland [Jacob Antonius *Moll*, Dutch oculist, *1849.] Glandula ciliaris.

mollichthyolin (mol-ik'thi-o-lin). An ointment: ichthyol with mollen as a base.

moll'in [L. *mollis*, soft.] A smooth yellowish ointment composed of soft soap containing a fatty acid from cocoanut oil with glycerin; used as a base for medicated ointments.

mollities (mol-ish't-ēz) [L.] Softness, or softening malacia. **m. cer'e'br'i**, encephomalacia, softening of the brain. **m. os'sium**, osteomalacia.

moll'osin. Trade name of a mixture of yellow wax and liquid paraffin, used as a base for medicinal ointments.

mollus'cous. Relating to or resembling molluscum.

mollus'cum [L. *molluscus*, soft.] A disease marked by the occurrence of soft rounded tumors of the skin. **m. contagio'sum**, a contagious disease of the skin, chiefly of the face, breast, and genital parts, marked by the presence of small pearly elevations which break down in the center and discharge a caseous material; the affected parts contain certain minute bodies, **m. corpora**, which have been variously regarded as protozoan parasites and degenerated cells. **m. epitheli'ale**, **m. contagiosum**. **m. gigan'teum**, **m. contagiosum** with lesions an inch or more in diameter. **m. pen'dulum**, fibroma pendulum. **m. sebace'um**, **m. contagiosum**. **m. sessile**, **m. contagiosum**. **m. simplex**, fibroma molluscum. **m. verrucosum**, **m. contagiosum**.

molyb'danize. To impregnate with a salt of molyb'dic acid, such as ammonium molyb'date, noting a method of demonstrating nerve-fibers.

molyb'date. A salt of molyb'dic acid.

molyb'den'ic. Relating to molyb'denum, molyb'de'ous.

molyb'denous. Molyb'dic molyb'dous.

molyb'de'num [G. *molybdaina*, graphite.] A silvery white metallic element, symbol Mo, atomic weight 96.

molyb'dic. Relating to molyb'denum, molyb'de'ous. **m. acid**, $\text{MoO}_3 + \text{H}_2\text{O}$, a yellowish crystalline acid forming salts called molyb'dates.

molyb'dous. Relating to molyb'denum, molyb'denous.

molysmophobia (mō-lis'mo-fō'li-ah) [G. *molybdē*

filth, infection, + *phobos*, fear.] A morbid fear of infection, mysophobia.

omburg's meth'od [Fritz August Momburg, German surgeon, *1870.] Production of artificial anemia of the lower extremities by compression of the abdominal aorta by means of elastic tubing encircling the abdomen midway between the border of the ribs and the iliac crests.

omen'tum [L. equilibrium, motion.] 1. An impulse. 2. The quantity of motion, the product of mass and velocity of a moving body.

omacid (mon-as'id) [G. *monos*, single, + L. *acidus*, acid.] Noting a base having one replaceable hydroxyl group.

om'ad [G. *monas*, the number one, unity.] 1. A univalent element. 2. A unicellular organism. 3. Specifically a flagellate infusorian.

omadelphous (mon-á-del'fus) [G. *monos*, single, + *adelphos*, brother.] Noting a flower in which the filaments of all the stamens are united in a single bundle.

onad'ida. An order of *Zoömastigophora*, embracing cells, often ameboid in form, provided with one or more flagella at one end.

on'adin. Monad.

onadi'na. Monadida.

onakow's fi'b'ers or tract (mo-nah'kov) [Constantin von Onakow, Russian histologist, *1855.] Rubrospinal tract.

onamide (mon'am-id). The same as a monamine,* except that the hydrogen atom is replaced by an oxidized radical instead of hydrocarbon.

onamine (mon'am-en). A substance derived from ammonia by the substitution, in each molecule, of a hydrocarbon radical for a portion or all of the hydrogen; according as it contains one, two, or three substituted radicals it is a primary, secondary, or tertiary monamine.

onar'da [N. *Monarda*, Spanish botanist, sixteenth century.] The leaves of *Monarda punctata*, wild bergamot, American horsemint, a labiate plant of the United States east of the Mississippi; carminative and antiperiodic, employed in intermittent fever and colic in doses of gr 15-30 (1.0-2.0) of a fluidextract.

on'ardin. A stearopten from oil of monarda, isomeric with thymol.

onar'thal [G. *monos*, single, + *arthron*, joint.] Relating to a single joint, monarticular.

onartic'ular [G. *monos*, single, + L. *articulus*, joint.] Monarthral, relating to a single joint.

Mon'as [G. single, a unit.] 1. A genus of infusorians of the order *Monadida*. 2. A monad. *M. prodigiosus*, *Bacillus prodigiosus*.

monas'ter [G. *monos*, single, + *astēr*, star.] The single star figure in caryocinesis.

monatheto'sis [G. *monos*, single.] Athetosis affecting one hand or foot.

monatom'ic [G. *monos*, single, + *atomos*, atom.] 1. Relating to or containing a single atom. 2. Univalent.

monax'on, monax'one [G. *monos*, single, + *axōn*, axis.] Having a single neuraxon, noting nerve-cells of the first or second type.

monaxon'ic [G. *monos*, single, + *axōn*, axle.] 1. Having but one axon, noting a form of neuron. 2. Having but one axis, being therefore elongated and slender.

Monday-morn'ing sickness. An affection of the horse marked by lameness after the animal has remained quiet for a day or so. Other symptoms are pain, profuse sweating, accelerated pulse and breathing, tenseness of muscles of loin and thigh, and often nervous excitement. Paralysis of the

hind legs may develop. No definite cause is known.

Mon'dori, Luxembourg. Saline waters. Used by drinking and bathing in anemia, neurasthenia, jaundice, constipation, rheumatism, and skin affections. May 15 to October 15.

mo'ner [G. *monērēs*, solitary.] A non-nucleated mass of protoplasm.

moner'ula [G. *monērēs*, solitary.] The first stage of the impregnated ovum when, according to Haeckel, the nucleus disappears, or is not distinguishable.

mones'ia. The bark of *Crysophyllum glycyphlaum*, a tree of Brazil; employed as an expectorant, alternative, and emmenagogue in doses of gr. 5-15 (0.3-1.0).

mon'esin. A glucoside from monesia, probably saponin, employed as an emmenagogue and oxytocic in doses of gr. $\frac{1}{4}$ - $\frac{1}{2}$ (0.015-0.03).

mongo'lianiam, mon'gollism. Mongolian idiocy.*

mon'flated. Moniliform.

monilethrix (mon-i-leth'riks) [L. *monile*, necklace, + G. *thrix*, hair.] Beaded or moniliform hair; a condition in which the hairs show a series of constrictions, giving the appearance of a string of fusiform beads.

monil'iform [L. *monile*, necklace, + *forma*, appearance.] Beaded.

monks'hood. Aconitum.

mono- [G. *monos*, single.] A prefix denoting the participation or involvement of a single element or part; uni-.

monoanesthesia, monoanæsthesia (mon'o-an-es-the'-zi-ah) [G. *monos*, single.] Anesthesia of a single extremity or part of an extremity.

monobacillary (mon'o-bas'il-a-ri) [G. *monos*, single.] Relating to or caused by one species of bacillus, noting an infection.

mon'obacte'rial [G. *monos*, single.] Associated with one species only of bacteria, said of an infection.

mon'oba'sic [G. *monos*, single, + *basis*, base.] Having but one replaceable hydrogen atom, noting an acid with a basicity of one.

mon'oblep'sia [G. *monos*, single, + *blepsis*, sight.] A condition in which vision is better with one eye than with two.

monobrachius (mon'o-bra'ke-us) [G. *monos*, single, + *brachiōn*, arm.] A monster with but one arm.

monobromacetanilid (mon'o-brōm'as-e-tan'il-id). Monobromphenyl-acetamide, antiseptic, a coal-tar derivative occurring in white tasteless crystals; has been recommended for neuralgia in doses of gr. 1-8 (0.06-0.5).

mon'obro'mated. Noting a chemical compound in which one atom of bromine is contained in each molecule. *m. cam'phor*, camphora monobromata. *m. phe'ol*, an oily yellowish or reddish liquid, C₆H₅BrO, employed as an antiseptic externally in 1 or 2 per cent. ointment.

monoceph'alus [G. *monos*, single, + *kephalē*, head.] Syncephalus,* symphyocephalus, a twin monster with a single head; see *craniopagus*, *janiceps*.

monochlamydeous (mo-no-klam-id'e-us) [G. *monos*, single, + *chlamys* (chlamyd-), cloak.] Noting a flower with a single perianth.

monochlormeth'ane. Methyl chloride.

mon'ochlorphe'ol, mon'ochlorophe'ol. A colorless crystalline compound, C₆H₄Cl(OH); used externally in erysipelas in 5 to 20 per cent. solution, and for lupus in 25 per cent. ointment; used also in pulmonary tuberculosis by inhalation, and as an antiseptic in dentistry.

monochorea (mon-o-ko-re'ah) [G. *monos*, single.]

Chorea affecting the head alone or only one extremity.

monochorion'ic [G. *monos*, single.] Relating to or having a single chorion, noting enzygotic* twins.

monochroic (mon-o-kro'ik) [G. *monos*, single, + *chroa*, color.] Monochromatic.

monochromasia (mon'o-kro-ma'si-ah) [G. *monos*, single, + *chrōma*, color.] Color blindness, except for a single color.

monochromatic [G. *monos*, single, + *chrōma*, color.] Having but one color, monochroic.

mon'ochromat'ophile, **mon'ochromat'ophile** [G. *monos*, single, + *chrōma*, color, + *philos*, fond.] 1. Taking only one stain. 2. A cell or any histological element staining with only one kind of dye.

monochro'mic. Of a single color, monochromatic, monochroic.

monochro'mophil, **monochro'mophile**. Monochromatophil.

monoclin'ous [G. *monos*, single, + *klinē*, bed.] In botany, hermaphrodite, the stamens and pistil being in the same flower.

monococ'cus [G. *monos*, single, + *kokkos*, berry] A coccus occurring singly and not paired or grouped in various forms.

monoc'raneus [G. *monos*, single, + *kranion*, cranium.] Monocephalus.

monocrot'ic [G. *monos*, single, + *krotos*, stroke.] Noting a pulse the curve of which presents no notch in the downward line.

monoc'rotism. The state in which the pulse is monochrotic.

monoc'ular [G. *monos*, single, + L. *oculus*, eye.] Relating to, affecting, or visible by, one eye only.

monoc'ulus. 1. A monster with one eye only, monophthalmus, cyclops. 2. A bandage applied to one eye only.

monocyte (mon'o-sit) [G. *monos*, single, + *kytos* cell.] A large uninuclear leucocyte.

monocytopenia (mon'o-si-to-pe'nī-ah) [*monocyte* + G. *penia*, poverty.] Diminution in the number of monocytes in the peripheral circulation.

monocytosis (mon'o-si-to'sis). Increase in the number of monocytes in the peripheral blood.

monodac'tylism [G. *monos*, single, + *daktylos*, digit.] The presence of a single finger or a single toe on the hand or foot, respectively.

monoc'ious. Monecious.

monogenesis (mon-o-jen'e-sis) [G. *monos*, single, + *genesis*, production.] 1. The production of similar organisms in each generation; see *metagenesis*. 2. The production of young by a single parent, non-sexual generation, parthenogenesis.

monogerminal (mon-o-jur'mīn-al) [G. *monos*, single, + L. *germen*, bud, germ.] Unigerminal, relating to a single germ or ovum.

mon'ograph [G. *monos*, single, + *graphē*, a writing] A treatise on a single subject or group of subjects, as one on valvular disease of the heart, or on diseases of the heart in general.

monohem'erous [Gr. *monos*, single, + *hēmera*, day.] Of one day's duration.

monohy'drated [G. *monos*, single, + *hydōr*, water.] Containing or united with a single molecule of water.

monohy'dric [G. *monos*, single.] Having but one hydrogen atom in the molecule.

monodelism (mon-o-i-de'izm) [G. *monos*, solitary, + *idea*, idea.] A harping on one idea; a slight degree of monomania.

mon'oinfection. Simple infection with a single variety of microorganism.

monoke'tone. A ketone containing one acetyl group (CO).

mon'ol. Trade name of a 1-1000 solution of calcium permanganate; powerfully antiseptic. Used chiefly to purify drinking water.

Mono Lake, California. Muriated-saline-calc.-sulfonated waters, 63° F. to 80° F. The active even small quantities of the water is extreme diuretic.

monoloc'ular [G. *monos*, single, + L. *loculus*, small chamber.] Unilocular, having but a single compartment or chamber.

monomania (mon-o-ma'nī-ah) [G. *monos*, single, *mania*, madness.] Insanity in relation to a single idea or subject; a psychosis marked by the limitation of the symptoms more or less strictly to a certain group, as the delusion in paranoia or the dominating desire in an impulsive psychosis.

monoma'niac. One suffering from monomania.

mon'omercuri'on. The univalent mercurous monomer [G. *monos*, single, + *meros*, part]. Relating to a single metamere.

monometal'lic [G. *monos*, single, + *metallos*, metal.] Containing but one atom of a metal in the molecule.

mon'omicro'bic. Noting a monoinfection, or infection due to the presence of a single species of microbe, whether bacterium or protozoan.

monomoe'ria [G. *monos*, single, + *mōria*, silliness.] A mild degree of monomania.

monomorphic (mon-o-mor'fik) [G. *monos*, single, + *morphē*, shape.] Of one shape; unchangeable shape.

monom'phalus [G. *monos*, single, + *omphalos*, umbilicus.] A twin monster joined at the umbilicus.

monomyositis (mon-o-mī-o-sī'(se')tis) [G. *monos*, single, + *mys*, muscle, + *-itis*.] Inflammation of a single muscle.

mononeu'ral, **mononeu'ric** [G. *monos*, single, + *neuron*, nerve.] Having only one neuron, supplied by a single nerve.

mononeuritis (mon'o-nu-ri'(re')tis) [G. *monos*, single, + *neuron*, nerve, + *-itis*.] Inflammation of a single nerve. *m. multiplex*, inflammation of several nerves in unrelated portions of the body.

mononuclear (mon-o-nu'kle-ar) [G. *monos*, single, + L. *nucleus*.] Uninuclear, having a single nucleus.

mononucleo'sis. The presence in the peripheral blood of mononuclear leucocytes in abnormal numbers.

mon'opar'esis [G. *monos*, single, + *parens*.] Paralysis affecting a single extremity or part of an extremity.

monopar'esthesia, **monopar'esthesia** (mon-o-pa-ri'the'si-ah) [G. *monos*, single.] Paresthesia affecting a single region only.

monopath'ic. Relating to a single disease or to a disease affecting a single part.

monop'athy [G. *monos*, single, + *pathos*, suffering.] 1. A single uncomplicated disease. 2. A disease affecting only one organ or part.

monopegia (mon-o-pe'ji-ah) [G. *monos*, single, + *pēgnum*, I fix in.] Localized pain in the thenar, clavus.

monopet'alous [G. *monos*, single.] Gamopetalous.

monophasia [G. *monos*, single, + *phasis*, speech.] A condition in which a single word or sentence is repeated constantly.

monophasic (mon-o-fa'zik). 1. Marked by monomania. 2. Characterized by only one phase.

monopho'bia [G. *monos*, single, + *phobos*, fear.] Morbid fear of solitude or of being left alone.

mon'ophthalm'us [G. *monos*, single, + *ophthalmos*, eye.]

eye.] A monster with but one eye, cyclops, *monope*.

monophyletic [G. *monos*, single, + *phylē*, tribe.] Having a single source or origin; derived from one line of descent; opposed to *polyphyletic*.

monophyletism (mon-o-fi'let-izm) [G. *monos*, single, + *phylē*, tribe.] In hematology, the doctrine that all the blood-cells are derived from one common ancestor, usually supposed to be the myeloblast.

monophyodont [G. *monos*, single, + *phyo*, I grow, + *odon*(odont-), tooth.] Having one set of teeth only; without deciduous dentition; compare *diphyodont* and *polyphyodont*.

monoplasmat'ic [G. *monos*, single, + *plasma*, thing formed.] Formed of but one tissue.

monoplast [G. *monos*, single, + *plastis*, formed.] A unicellular organism which retains the same structure or form throughout its existence.

monoplas'tic. Undergoing no change in structure, relating to a monoplast.

monople'gia [G. *monos*, single, + *plēgē*, a stroke.] Paralysis of one limb.

monopod'ial. Relating to a monopodium.

monopod'ium [G. *monos*, single, + *pous*(pod-), foot.] In botany, an axis of growth which extends at the apex, producing branches in succession behind its tip.

mon'ops [G. *monos*, single, + *ōps*, eye.] Cyclops, monophthalmus.

monopyschosis (mon-op-si-ko'sis) [G. *monos*, single, + *psychē*, mind.] Monomania.

mon'opus [G. *monos*, single, + *pous*, foot.] A monster with a single foot, sympos.

monorchidic (mon-or-kid'ik) [G. *monos*, single, + *orchis*(orchid-), testis.] Having apparently but one testicle, the other being undescended.

monorchis (mon-or'kis). A person who has apparently but one testicle.

monosaccharid, **monosaccharide** (mon-o-sak'ar-id) [G. *monos*, single, + *sakcharis*, sugar.] A carbohydrate which does not form any other sugar by the action upon it of a dilute acid; the pentoses and hexoses are monosaccharids; dextrose (glucose) and levulose belong to this class.

mon'ose. Monosaccharid

monosepal'alous [G. *monos*, single.] Gamosepalous.

monosome (mon'o-sōm) [G. *monos*, single, + *sōma*, body.] Accessory chromosome, one of the allosomes which are unpaired in the spermatogonium.

mon'ospasm [G. *monos*, single.] Spasm affecting only one muscle or group of muscles, or a single extremity.

Monos'tomum [G. *monos*, single, + *stoma*, mouth.] A genus of flukes, or trematode worms. *M. len'tis*, a species sometimes found in the crystalline lens of the eye.

monetra'tal [G. *monos*, single, + *L. stratum*, covering.] Composed of a single layer.

monosub'stituted. In chemistry noting an element or radical, only one atom or atom equivalent of which is found in each molecule of a substitution compound.

monosymp'tom. An isolated or single symptom.

mon'asymptomat'ic. Noting a disease or morbid condition manifested by only one marked symptom.

mon'otal. Trade name of a derivative of gualacol, gualacol methylglycholate, said to be devoid of toxicity; employed in neuralgia and as an antipyretic in doses of gr. 15-30 (1.0-2.0).

monother'mia [G. *monos*, single, + *thermē*, heat] Evenness of bodily temperature, absence of an evening rise in fever.

Monotricha (mon-ot'ri-kah) [G. *monos*, single, + *thrix*(trich-), hair.] A group of protozoans having a single flagellum.

monotrichous (mon-ot'ri-kus) [G. *monos*, single, + *thrix*(trich-), hair.] Having one flagellum or cilium only, noting a unicellular organism with this characteristic.

monov'alent [G. *monos*, single, + *L. valere*, to have power.] Univalent.

monox'ide [G. *monos*, single.] Any oxide having only one atom of oxygen.

Monozo'a [G. *monos*, single, + *zōon* (pl. *zōa*), animal.] A group of *Cestoda*, the members of which possess but a single set of reproductive organs, therefore having but one segment.

Monro's foramen [Alexander Monro, Scottish anatomist, 1697-1767.] Foramen interventriculare. *M.'s gland*, *glandula concreta*, the outer or palpebral portion of the lacrymal gland. *M.'s line*, a line passing between the umbilicus and an anterior superior spine of the ilium. *M.'s sulcus*, *sulcus hypothalamicus*.

Monro-Richter line (mon-ro'-rikh'ter) [Alexander Monro; August Gottlieb Richter.] A line passing from the umbilicus to the left anterior superior spine of the ilium.

mons, gen. *mon'tis*, pl. *mon'tes* [L. a mount.] An anatomical prominence or slight elevation above the general level of the surface. *m. pubis*, *m. Veneris*. *m. ure'teris*, a pinkish prominence on the wall of the bladder marking each ureteral orifice. *m. Ven'eriis* [L. *Venus*], the prominence caused by a pad of fatty tissue over the symphysis pubis of a woman.

Monse'l's salt. Oxypersulphate of iron, the scaly residue obtained by evaporating the solution of ferric subsulphate. *M.'s solu'tion*, liquor ferri subsulphatis.

mon'ster [L. *monstrum*.] A malformed fetus. **autosit'ic m.**, one capable of independent existence, **autosite.* com'pound m.**, one in which there are parts, more or less imperfectly developed, of more than one individual. **double m.**, **twin m.**, one in which all or most of the organs and other parts are duplicated. **emmen'ic m.**, a menstruating infant. **endoc'y'mic m.** [G. *endon*, within, + *kyma*, fetus], a very incomplete parasitic m., usually only a few of the dermal structures, enclosed in another and forming a dermoid cyst. *Gila m.*, see *Gila*. **parasit'ic m.**, a partly developed fetus attached to another and incapable of independent existence. **twin m.**, **double m.**, one in which there are two more or less independent individuals joined at some part of the head or trunk. **triplet m.**, a compound m., containing parts, more or fewer, of three individuals.

monstri'para [L. *monstrum*, a monster, + *parere*, to bring forth.] A woman who has given birth to one or more monsters.

monstriparity (mon-str'i-par'i-ti) [L. *monstrum*, monster, + *parere*, to bear.] The giving birth to a monster.

monstros'ity. A monster; the condition of being a monster; teratism.

mon'strum [L.] A monster.

Mont Dore, France (maw'n-dōr'). Alkaline-saline-chalybeate-arsenical-carbonated waters, 54°F., and 104°F. to 116.5°F. Eleven warm springs; one cold spring. Used by drinking and bathing in chronic affections of the respiratory organs, especially asthma, in gout, rheumatism, nervous affections, sciatica, neuralgia, and certain cases of pulmonary phthisis. June 1 to September 20.

Montebell'o Springs, Vermont. Alkaline-calcic wa-

ters. Two springs. Used by drinking and bathing in rheumatism and skin diseases.

Monteggia's dislocation (mon-ted'jah) [Giovanni Battista Monteggia, Italian surgeon, 1762-1815.] Dislocation of the femur toward the anterior superior spine of the ilium.

Montesaño Springs, Missouri. Muriated-saline-sodic-magnesian-calcic-carbonated waters. Twelve springs. Used by drinking in dyspepsia, chronic constipation, and disorders of the blood, liver, and kidneys. A creamy substance obtained from one of the springs is said to be of great benefit when applied locally to old sores, ulcers, or raw surfaces.

Montgomery's gland [William Fetherston Montgomery, Irish physician, 1797-1850.] Glandula* areolaris, one of the sebaceous glands in the areola of the nipple; they become hypertrophied during pregnancy. M.'s tubercles, the papular elevations formed by M.'s gland.

Montgomery White Sulphur Springs, Virginia. Saline-sulphureted and alkaline-chalybeate waters, 50° F. Five springs. Used by drinking and bathing in disorders of the liver and skin, abdominal plethora, gout, rheumatism, malarial affections of the spleen and liver, incipient tuberculosis, chronic metallic poisoning, chlorosis, dyspepsia, chronic diarrhea, albuminuria, amenorrhea, and other troubles.

month'lies. Menses.

montic'ulus [L. dim. of *mons*, mountain.] 1. Any slight rounded projection above a surface. 2. The central portion of the superior vermis forming a projection on the surface of the cerebellum; its anterior and most prominent portion is called the *culmen*, its posterior sloping portion, the *declive*.

Montpelier drops [Montpellier, a city in the south of France.] A preparation made by Bon, a French savant of the eighteenth century, from spider silk and recommended as a remedy in lethargic conditions.

Montreux, Switzerland (mawñ-tré'). Alkaline water. Used by drinking in affections of the stomach, liver, kidneys, and bladder.

Montvale Springs, Tennessee. Sulphated-saline-chalybeate waters. Used by drinking and bathing in dyspepsia, the uric-acid diathesis, and genitourinary disorders. The summer months.

Moo'dyville Min'eral Springs, Kansas. Alkaline-saline-carbonated waters. Three springs. Used by drinking in dyspepsia, disorders of the intestines, liver, and kidneys.

moon'-blindness. 1. Amblyopia alleged to be due to sleeping in the moonlight in the tropics; moon-blink. 2. Night-blindness.

moon'blink. Moon-blindness.

moon-calf [Skr. *garbha*, fetus; a product of conception supposed to be unfavorably influenced by the moon.] A fleshy mole; a monster.

Moon's mo'lars. Small dome-shaped first molar teeth occurring in hereditary syphilis.

Moore's frac'ture [Edward Mott Moore, American surgeon, 1814-1902.] Fracture of the lower end of the radius with displacement of the styloid process of the ulna.

Moore's test. For sugar in the urine: boiling with caustic soda or potassa produces a brown color in the presence of glucose.

Moor'en's ul'cer [Albert Mooren, German oculist, 1828-1899.] Rodent ulcer of the cornea, an ulcer along the corneal margin having deeply undermined edges.

Moor'man Min'eral Well, Michigan. Saline-calcic-

sulphureted waters. Used by drinking and bathing in inflammatory rheumatism, gout, sciatica, skin diseases, diseases of women, dyspepsia, constipation, nasal and pharyngeal catarrh, hay-fever, and chronic alcoholism.

mope-eyed. Myopic.

Morand's foot (mor-on') [Sauveur François Morand Parisian surgeon, 1697-1773.] A foot having eight toes. M.'s disease, a localized paralysis affecting one or more of the extremities. M.'s fora'men, foramen cæcum(3). M.'s spur, hippocampus minor, calcar* avis.

Morax-Ax'enfeld diplobacill'us [Victor Morax, French physician, contemporary; Alexander Axenfeld, Paris physician, nineteenth century.] *Bacillus conjunctivitis*, an organism causing conjunctivitis of a rather mild type.

morbid [L. *morbidus*, ill.] Diseased, pathological.

morbid'ity. 1. A diseased state. 2. The rate at which to well in a community, the sick-rate morbidity.

morbif'ic [L. *morbus*, disease, + *facere*, to make.] Disease-producing, pathogenic.

morbigenous (mor-bi'jen-us) [L. *morbus*, disease, + *gignere*, I produce.] Morbific, pathogenic.

morbil'ity. Morbidity.

morbil'li [L. *morbillus*, dim. of *morbus*, disease.] Measles.

morbill'ous. Relating to measles.

mor'bus [L.] Disease. m. Addison'ii, Addison's disease. m. anglicus, rickets. m. Bright', Bright's* disease. m. cadu'cus, falling-sickness. m. canu'cus, blue disease, cyanosis of the newborn. m. comitit'is, epilepsy. m. coxa, m. coxa'r'is, hip-disease, coxitis. m. divi'nus, epilepsy. m. erro'neum, vagabond disease. m. gall'icus, syphilis. m. maculo'sum neonatorum, a fatal disease in the newborn marked by hemorrhages from the umbilicus, nose, and gastroenteric canal, with fever and sometimes jaundice. m. maculo'sum Werthof'ii, purpura hemorrhagica. m. miser'is, any disease due to privation. m. pedicula'ris, m. pediculi'sus, phthiriasis, pediculosis. m. re'gum, icterus jaundice. m. seni'lis, rheumatoid arthritis arthritis deformans. m. strangulato'ria, membranous croup, diphtheria. m. virgine'um, chlorosis. m. vul'pis, fox's disease, alopecia.

morcel' [Fr. *morceler*, to subdivide.] To remove piecemeal.

morcella'tion [Fr. *morceller*, to subdivide.] Taking away by bits, a mode of removal of a tumor or hypertrophied tissue by nipping or crushing of little bits at a time.

morcellement (mor-sel-mod') [Fr.] Morcellation.

mor'dant [L. *mordeo*, to bite.] A substance, such as alum, used to make fast a dye or stain.

Morel's delir'ium [Benoit Augustin Morel, French alienist, born in Vienna, 1809-1873.] Emotional delirium. M.'s ear, a large misshapen outstaring auricle, with obliterated grooves and thinned edges; a stigma of degeneration.

Morestin's meth'od (mô-res-tan') [H. Morestin, French surgeon, *1860.] Disarticulation of the knee with intracondylar dissection of the femur.

Morgagni's appen'dix (mor-gahn'ye) [Giovanni Battista Morgagni, Italian anatomist and pathologist, 1682-1771.] Lalouette's* pyramid. M.'s cartilage, an inconstant cartilage in the form of a nearly vertical cylindrical rod in the substance of each aryteno-epiglottic fold. M.'s cartilage, middle lobe of the prostate gland. M.'s cataract, a hypermature cataract, see Morgagnian

cataract.* *M.*'s column, columna* rectalis, one of a number of vertical ridges in the mucous membrane of the upper half of the anal canal. *M.*'s concha, the superior turbinated bone, concha* nasalis superior. *M.*'s crypts, one of the pockets at the lower end of the sinus* rectalis, formed by *M.*'s valves. *M.*'s disease*, Stokes*-Adams disease. *M.*'s foramen, foramen cæcum (3). *M.*'s fossa, fossa navicularis urethræ. *M.*'s fre'nulum, frenulum valvulæ coll. *M.*'s glands, Littre's glands, glandulæ* urethrales. *M.*'s globules, minute hyaline bodies beneath the capsule of the crystalline lens. *M.*'s hu'mor, clear viscid fluid found in the crystalline lens. *M.*'s hydat'id, (1) appendix testis; (2) appendix vesiculosus. *M.*'s lacu'na, lacuna urethralis. *M.*'s liq'uor, *M.*'s humor. *M.*'s nod'ule, corpus Arantii, nodulus* valvulæ semilunaris. *M.*'s prolap'se, chronic inflammation of *M.*'s ventricle. *M.*'s retinac'ulum, *M.*'s frenum. *M.*'s si'nus, (1) sinus rectalis; (2) utriculus masculinus. *M.*'s spha'ra, *M.*'s globules. *M.*'s tu'bercle, (1) nasal tonsil; (2) bulbus olfactorius. *M.*'s valve, a little fold like a semilunar valve of the heart, at the lower end of each of the grooves (sinus* rectales) separating *M.*'s columns. *M.*'s ven'tricle, ventriculus laryngis.

morgue (morg) [O.Fr. *morguer*, to regard solemnly.] A building where the unknown dead are kept for a time in order to afford an opportunity of identification before burial.

mor'ia [G. *mōros*, stupid, dull.] 1. Foolishness, dullness of comprehension, hebeticity. 2. A mental state marked by frivolity, joviality, an inveterate tendency to jest, and inability to take anything seriously, said to be associated with the presence of a tumor in the frontal region of the brain.

moribund [L. *moribundus*; *mori*, to die.] Dying, at the point of death.

Morin'ga pterygosper'ma. A plant of India yielding mocharras* gum.

mor'toplasty [G. *morion*, dim. of *moros*, a part, + *plastō*, I form.] Plastic surgery for restoring parts lost by injury or disease.

mo'ti suc'cus [L. *morus*, mulberry; *succus*, juice.] Mulberry juice; used as a flavor in refrigerant beverages.

morning-sick'ness. Nausea and sometimes vomiting on arising in the morning, from which women in the early months of pregnancy often suffer.

Moro's test [E. *Moro*, German physician, contemporary.] One-tenth grain of a salve of equal parts of old tuberculin and anhydrous lanolin is rubbed into the skin of the epigastrium or thorax for one minute. If the subject is tuberculous a reaction, in the form of pale or bright red nodules, appears in from 24 to 48 hours. *M.*'s tuber'culin emul'sion, the mixture of tuberculin and lanolin used in making *M.*'s test.

morococ'cus [L. *morus*, mulberry.] A form of micrococcus in which the individuals are clumped together in rounded masses; it was regarded by Unna as the pathogenic agent in eczema.

moron [G. *mōros*, stupid.] A feeble-minded person of higher grade than an imbecile, one who does not advance beyond the Binet* age of 12 years.

morosis (mo-ro'sis) [G. *mōros*, stupid.] Feeble-mindedness, high grade amentia.

morpha'a, morpho'a [G. *morphē*, form, figure.] Circumscribed scleroderma, Addison's keloid, a skin disease marked by the presence of indurated patches of a whitish or yellowish white color surrounded by a pinkish or purplish border;

varieties are described, *m. al'ba*, *m. atroph'ica*, *m. pigmento'sa*, according as the patches are white, atrophied, or pigmented. *m. acroter'ica*, *m.* confined chiefly to the extremities. *m. al'ba*, white *m.*, a form in which there is little or no pigmentation. *m. atroph'ica*, *m.* with atrophy of the affected portion of the skin. *m. flam'mea*, nævus vascularis. *m. gutta'ta*, the presence of roundish white spots on the skin due to circumscribed degeneration of the papillary layer; white-spot disease. *m. herpetifor'mis*, *m.* distributed along the course of a nerve, like herpes zoster. *m. linea'ris*, a form in which lesions are arranged in the form of bands. *m. ni'gra*, a pigmented form of morphea.

morph'na (U.S., Br.). Morphine, $C_{17}H_{19}NO_3 + H_2O$, the chief narcotic principle (alkaloid) of opium, occurs in colorless acicular crystals of a bitter taste, nearly insoluble in water; dose, gr. $\frac{1}{4}$ – $\frac{1}{2}$ (0.008–0.03), but is usually exhibited in the form of one of its soluble salts. **morph'nae ace'tas** (U.S., Br.), morphine acetate, a faintly yellowish white powder of bitter taste, soluble in water; dose, gr. $\frac{1}{4}$ – $\frac{1}{2}$ (0.008–0.03). **morph'nae hydrochlor'idum** (U.S., Br.), morphine hydrochloride, occurring as white acicular or cubical crystals of bitter taste, soluble in about 25 parts of water; dose, gr. $\frac{1}{4}$ – $\frac{1}{2}$ (0.008–0.03). **morph'nae sul'phas** (U.S.), morphine sulphate, occurring as white, silky, acicular crystals of bitter taste, soluble in 20 parts of water; dose, gr. $\frac{1}{4}$ – $\frac{1}{2}$ (0.008–0.03). **morph'nae tar'tras** (Br.), morphine tartrate, occurs as minute white acicular crystals, soluble in 11 parts of water; dose, gr. $\frac{1}{4}$ – $\frac{1}{2}$ (0.008–0.03). **morphine** (mor'fēn, mor-fēn') [L. *Morpheus*, the god of dreams or of sleep.] Morphina.

morphinism. Morphine habit; the habitual use of morphine.

morphiniza'tion. Bringing under the influence of morphine.

morphinoma'nia. Morphinism; the habitual use of morphine by ingestion or hypodermic injection.

morphioma'nia. Morphinomania.

morphiom'etry [*morphina* + G. *metron*, measure.]

The determination of the proportion of morphine in a given sample of opium.

morpho'a. Morphea.

morphogenesis, morphogenesis (mōr-fo-jen-es't-ah, mōr-fo-jen'es-sis) [G. *morphē*, shape, + *genesis*, production.] The stimulation of growth.

morphogenetic (mōr-fo-jen-et'ik) [G. *morphē*, shape, + *gennaō*, I produce.] Causing or stimulating growth.

morphog'raphy [G. *morphē*, form, + *graphē*, a writing.] The study of or a treatise on the form and structure of animals and plants.

morpholecithus (mor-fo-les't-thus) [G. *morphē*, form, + *lekithos*, yolk.] The germinal or true yolk, vitellus* formativus.

morphological (mor-fo-lōj't-kal). Relating to morphology.

morphol'ogy [G. *morphē*, form, + *-logia*.] The science which treats of the external configuration or the structure of animals and plants.

morphom'etry [G. *morphē*, form, + *metron*, measure.] The measurement of the different parts entering into the external configuration of bodies.

morphon [G. *morphē*, form.] Any one of the individual structures entering into the formation of an organism; a morphological element, such as a cell.

morpho'sis [G. a shaping.] The formation of an organism or any of its parts.

morphot'ic. Relating to morphosis.

mor'pio [L.] Crab-louse, *Pediculus pubis*.

Morrant' Ba'ker's cyst. See *Baker*.

Mor'rhuu. A genus of fishes, including the cod. The genus is now usually called *Gadus*, morrhuu being the specific name of the cod.

mor'rhoul. Gaduol.

Mor'ris appen'dix [Robert Tuttle *Morris*, New York surgeon, *1857.] A vermiform appendix undergoing fibroid degeneration. **M.'s point**, a point of tenderness, on deep pressure, about an inch and a half from the umbilicus, on a line drawn between the umbilicus and the right anterior superior spine of the ilium; it is present in the case of an irritative process in the neighborhood of the vermiform appendix.

Morr'ison Springs, Colorado. The waters contain various ingredients among which are sulphureted hydrogen, calcium bicarbonate, manganese, iron, arsenous acid, and magnesium sulphate; 80° F. Used by drinking in affections of the digestive organs, skin, and kidneys, in rheumatism, and chronic syphilis.

mors [L.] Death.

mor'sal [L. *morsus*; *mordere*, to bite.] Noting the masticatory, grinding, or occlusal surface of a tooth.

mor'sel [L. *morsellum*, dim. of *morsus*, a bite.] 1. A bite, a mouthful. 2. A bit, a small piece.

mor'sulus [L. dim. of *morsus*, a bite.] A lozenge or troche.

mor'sus diab'oli [L. the devil's bite.] The fimbriated extremity of the Fallopiian tube, fimbriæ tubæ.

mor'tal [L. *mortalis*; *mors*, death.] 1. Fatal, destructive to life. 2. Destined to die.

mortal'ity [L. *mors(mort-)*, death.] Death-rate. 1. The ratio of the number of deaths to the total population. 2. The ratio of the fatal cases to the total number of cases of any disease. 3. In life insurance the ratio of actual deaths to expected deaths. **ac'tual m.**, in life insurance the number of deaths per 1,000 lives insured, distinguished from the tabular m. **tab'ular m.**, in life insurance, the death rate per 1,000 lives as indicated by a mortality table.

mor'tar [L. *mortarium*.] A vessel with rounded interior in which crude drugs and other substances are crushed or bruised by means of a pestle.

mortif'erous [L. *mors(mort-)*, death, + *ferre*, to bear.] Fatal, lethal; causing death.

mortification (mor'ti-fi-ka'shun) [L. *mors(mort-)*, death, + *facere*, to make.] Gangrene.

Mor'timer's disease or **mal'ady.** A cutaneous affection marked by a number of symmetrically arranged, flat-topped sarcoid tumors of a dark reddish color, on the face and hands; they may remain indefinitely with or without ulceration, or may disappear spontaneously.

Mor'ton's disease or **neural'gia** [Thomas George *Morton*, American physician, 1835-1903.] Metatarsalgia, neuralgia of the metatarsophalangeal joint of the third or fourth toe; called also *M.'s foot*, or *M.'s toe*. **M.'s flu'id**, iodine, gr. 10, potassium iodide, gr. 30, glycerin 3i; employed by injection for the cure of spinal meningocoele.

mor'tuary [L. *mortuus*, dead.] 1. Relating to death or to burial. 2. Dead-house, an out-building in a hospital or other institution, where the dead are placed before burial.

mor'ula [L. dim. of *morus*, mulberry.] A mass of small nucleated segments resulting from the repeated division of the blastomeres; mulberry mass.

morula'tion. The formation of the morula.

mor'rus [L.] Mulberry.

Morvan's chore'a (mor-van') [*Morvan*, French physician, 1819-1897.] Fibrillary chorea, *pasmichorea*. **M.'s disease**, analgesic paralysis with whitlow, a progressive paralysis and atrophy of the forearms and hands with analgesia and the formation of painless whitlows.

mor'vin [Fr. *morve*, malleus, glanders] **Mallein mosaic** (mo-za'ik). Tessellated, inlaid, resembling inlaid work. **m. layer**, mesoretina.

moschus (mos'kus) [G. *moschos*, musk.] (U.S. Fr.) Musk, the dried secretion from the preputial follicles of *Moschus moschiferus*, the musk-deer, a native of Thibet and the table-lands of Central Asia; a diffusible stimulant and nerve sedative in doses of gr. 2-5 (0.13-0.3).

Mos'er's se'rurn. A polyvalent bactericidal and antitoxic serum prepared by injecting in horses, cultures of streptococci obtained from the heart's blood in fatal cases of scarlet fever.

Mosetig-Moorhof's meth'od (mös-et'ig-mörf) [Albert Ritter von *Mosetig-Moorhof*, Austrian surgeon, *1838.] Treatment of tubercular cavities of bone by scraping and plugging with iodoform in wax.

Mos'er's diabe'tes [Karl Friedrich *Mosier*, German physician, *1831.] Inosituria with excretion of large quantities of water.

mosquito (mus-ke'to) [Sp. dim. of *mosca*, fly; blood-sucking dipterous insect of the family *Culicidae*; see *Anopheles*, *Culex*, and *Sergent*.] the genera containing most of the species instrumental in the transmission of various protozoan and other animal forms of disease-producing parasites. **m. fever**, a term proposed by the Third International Sanitary Congress as a substitute for malaria.

moss [A.S. *mōss*.] 1. A delicate, low-growing, cryptogamous plant of the class *Musci*. 2. Particularly any one of a number of lichens and seaweeds. **Ceylon m.**, agar-agar. **club m.**, hypodermium. **Iceland m.**, cetraria. **Irish m.**, cladonia. **Jaffna m.**, agar-agar.

Moss'man fe'ver. A fever, noted especially among sugar cane cutters in the Mossman District, North Queensland, marked by swelling of the axillary and inguinal glands; it lasts for from ten days to two weeks and is apparently influenced by quinine or the salicylates.

Mos'so's erg'ograph [Angelo *Masso*, Italian physiologist, 1846-1910.] See cut under *erythograph*. **M.'s sphymomanom'eter**, an apparatus for measuring the blood-pressure in the digital arteries.

Moszkowicz's test (mos'ko-vits). Hyperemia test. A lower limb in a made anemic by means of an Esmarch bandage, which is removed at the end of five minutes; one then notes the return of color, which normally reaches the tips of the toes in a few seconds, but in arteriosclerosis the color returns slowly, requiring sometimes several minutes to involve the entire limb.

Motair's opera'tion (mō-teh') [Ernst *Motais*, French ophthalmologist, 1813.] Transplantation of the middle third of the tendon of the superior rectus muscle of the eyeball into the upper lid, between the tarsus and skin, to supplement the action of the levator muscle in ptosis.

moth [A.S. *mothe*.] 1. A lepidopterous insect distinguished roughly from a butterfly by not having knobbed antennæ, and by flying usually at dusk or at night. 2. **Moth-patch**, *honeytail moth*, *Euprasis chrysorrhoea*; the antithetic hairs of the caterpillar cause a troublesome

dermatitis when brought in contact with the skin.

moth-patch. Liver-spot, the lesion of chloasma.

mother (mudh'er) [A.S. *mōdor*.] 1. The female parent. 2. Any cell or other structure from which other similar bodies are formed.

mother (mudh'er) [A.S. *modder*, mud.] A stringy sediment in vinegar, the fungus of acetous fermentation, *Mycoderma aceti*.

mother-ab'scess. A primary abscess giving rise to purulent collections in other parts.

mother-cell'. A cell which, by fission or budding, produces other similar cells.

mother-cyst'. The echinococcus cyst, from the inner, or germinal, layer of which secondary cysts containing scolices (daughter-cysts) are developed; sometimes tertiary cysts (granddaughter-cysts) are developed within the daughter-cysts. It occurs most frequently in the liver, but may be found in other organs and tissues. The symptoms are those of a tumor of the part affected.

mother-liq'uor. The liquid remaining after certain substances which it contained in solution have been precipitated or crystallized out.

mother's-mark'. Birth-mark. nevus.

moth'er-wort [A.S. *wyrt*, a plant.] A plant, such as *Artemisia vulgaris*, supposed to possess healing virtues in diseases of the womb.

mo'tile [L. *motus*, movement.] Having the power of spontaneous movement.

mot'il'ity. The power of spontaneous movement.

mo'tion [L. *motio*, movement.] 1. Movement, change of place. 2. Specifically, a movement of the bowels, defecation. 3. The matter discharged from the rectum, a stool.

mo'tor [L. a mover.] 1. Moving or causing motion. 2. Noting a nerve or its center through which or from which impulses travel which excite a muscle to contract. **m. a'rea**, the cerebral cortex of the ascending frontal and parietal convolutions. **m. center**, motorium. **m. fibers**, the filaments in a mixed nerve which transmit motor impulses only and not sensation. **m. oc'ull**, the third cranial nerve, nervus oculomotorius. **m. zone**, see *zone*.

motograph'ic. Cinetographic.

mo'torial. Relating to motion, to a motor nerve, or the motor center

mo'torium. The center for motor impulses in the brain.

mo'torius. A motor nerve.

mo'tormeter. A device for determining the amount, force, and rapidity of movement.

mo'torpathy. Movement-cure, cinesitherapy.

mould. A fungous growth on dead or decaying vegetable matter, forming a furry coating on the surface.

mound'ing. A localized contraction of a degenerating muscle, occurring at the point where the muscle is sharply struck.

mount. To prepare for microscopical examination.

mountain. Relating to, resembling, or occurring in a mountain or mountains. **m. ane'mia**, uncinariasis. **m. balm**, eriodictyon. **m. fever**, (1) Rocky Mountain fever, tick fever(4); (2) m. sickness. **m. sick'ness**, a symptom-complex of giddiness, nausea, dyspnea, headache, thirst, malaise, and a slight rise of temperature, due presumably to reduced atmospheric pressure, in those who ascend to great heights in a balloon or in mountain climbing.

Mountain Springs, Pennsylvania. The waters contain iron and carbonic acid gas.

Mount Clem'ens Min'er'al Springs, Michigan. Saline

waters. Used (diluted) by drinking and bathing in scrofulous affections of the joints, bones, and skin; paralysis, chronic rheumatism, and obstinate neuralgia.

mount'ing. See *mount*.

mouth [A.S. *mūth*.] 1. Os, expanded upper portion of the digestive tract, containing the tongue and the teeth; it is bounded by the lips anteriorly, the cheeks laterally, the arch of the palate above (roof of the mouth), below by muscular tissue (floor of the mouth), and passes posteriorly into the pharynx through the isthmus of the fauces. 2. Os or ostium, orifice; the opening, usually the external opening, of a cavity or canal. **glass'-blower's m.**, a swelling of the parotid gland occurring in glassblowers. **m. of the womb**, os uteri, os tincæ. **parrot m.**, see *parrot'-mouth*. **ta'pir m.**, protrusion of the lips due to weakness of the oral muscle in certain forms of juvenile muscular dystrophy.

absence, astomia, lipostomia. **aperture**, rima oris. **atrophy**, lipostomia, lipostomy. **bleeding from**, stomatorrhagia, hemorrhagia oris. **cavity of**, cavum oris. **disease**, stomatopathy, stomatosis, stomatia. **dryness**, xerostomia. **fluid discharge**, stomatorrhea, sialorrhea, pyalism. **gangrene**, noma, cancer aquaticus, cancrum oris, stomatonecrosis. **imperforation**, atretostomia. **inflammation**, stomatitis, stomacace, stomatocace, aphthæ, stomatocystosis, thrush, muguet, stomatopyra. **large size**, macrostomia. **odor from**, stomatodysodia. **ozostomia**, pain, stomatodynia, stomatalgia. **plastic surgery**, chalinoplasty, stomatoplasty, stomatopoesis. **small size**, microstomia. **softening**, stomatomalacia. **spasmodic closure**, trismus, stomatospasmus, lockjaw. **specialty of diseases of**, stomatology, stomatoiatria. **tumor**, stomatophyma. **ulceration**, stomatocace, stomacace, stomatocosis, canker, cancrum oris. **vestibule of the**, vestibulum oris. **vicarious menstruation from**, stomatomenia, stomenorrhagia.

movement (moov'ment) [L. *movere*, to move.] 1. The act of changing position, of passing from one place to another. 2. A discharge of feces from the rectum. **ac'tive m.**, effected by the organism itself unaided by external influences. **ame'bold m.**, the m. characteristic of leucocytes and unicellular organisms; see *streaming m.* **asso'ciated m.**, involuntary m. in a limb corresponding to one voluntarily executed in its fellow. **Brown'ian m.**, Bruno'nian m., rapid oscillation of minute solid particles suspended in a liquid. **chore'ic m.**, an involuntary spasmodic twitching or jerking in groups of muscles not associated in the production of definite purposeful movements. **cil'iary m.**, the rhythmic, sweeping m. of the cilia of epithelial cells, or the sculling movement of flagella, effected possibly by the alternate contraction and relaxation of contractile threads (myoids) on one side of the cilium or flagellum. **grand m.**, a m. of large range embracing the entire body, as in opisthotonus, or one or more of the extremities, occurring especially as one of the stages of hystero-epilepsy. **molec'ular m.**, Brownian m. **mus'cular m.**, m. caused by the contraction of the protoplasm of the muscle-cell. **pas'sive m.**, m. imparted to an organism or any of its parts by external agency; m. of any joint effected by the hand of another person, or by mechanical means, without participation of the subject himself. **protoplas'mic m.**, m. produced by the inherent power of contraction and relaxation of protoplasm; such movements are of three kinds: muscular, streaming, and ciliary. **reflex m.**, an involuntary m. resulting from a stimulus applied near, or it may be at a distance from the part moved. **stream'ing m.**, the form of m. characteristic of the protoplasm of leucocytes, amœbæ, and other unicellular organisms; it con-

sists in the massing of the protoplasm at some point where surface pressure is least and its extrusion in the form of a pseudopod; the protoplasm may return to the body of the cell, resulting in the retraction of the pseudopod, or the entire mass may flow into the latter and so effect progression of the cell. *Swe'dish m., passivem., cinesitherapy.*

move'ment-cure. Cinesitherapy.

mower's mite (mo'urz mit). Harvest mite, *Leptus autumnalis*.

mox'a [Jap. *moe kusa*, burning herb.] 1. A cone or cylinder of cotton wool or other combustible material, placed on the skin and ignited in order to produce counterirritation. 2. A button-shaped iron, heated in the fire or electrically, and applied as a cautery; actual cautery, galvanic moxa.

moxibustion (mok'si-bus'chun) [*moxa* + (*com*)-*bustion*.] The production of counterirritation by means of a moxa.

Moynihán's symp'tom-com'plex (mun'yan) [Berkley George Andrew *Moynihán*, English surgeon, contemporary.] Hunger-pain, relieved by food; late pain from three to six hours after eating; night-pain (renewed hunger-pain) waking the patient and relieved by food, such as crackers and milk—a sign of duodenal ulcer. *M.'s test*, on gaseous inflation of the stomach by giving the two parts of a Seidlitz powder separately, two distinct sacs can be made out in case of hourglass contraction.

mu'avine. An alkaloid from muava-bark, obtained from an African tree of the genus *Erythrophloeum*; it is similar in its properties to erythrophleine, the alkaloid of sassy-bark.

mu'cedin, mu'cedine [L. *mucedo*, mucus.] A protein of the gliadin group, present in gluten of wheat and other grains.

Much's bacil'lus (mookh) [Hans *Much*, German physician, *1880.] An alleged non-acid-fast granular form of the tubercle bacillus, not demonstrable by the Ziehl stain, but taking a modified Gram stain, and resistant to antiformin; it is said to be the form present in the tuberculous skin lesion. *M.'s gran'ules*, rows of non-acid-fast gram-positive granules, supposed to be modified tubercle bacilli. *M.'s reac'tion*, Much-Holzmann reaction.

Much-Holzmann reaction (mookh-holts'mahn reak'shun) [Hans *Much*; W. *Holzmann*, German physician, contemporary.] The alleged property of the serum from a person suffering from dementia præcox or from manic-depressive insanity of inhibiting hemolysis by cobra-venom.

mu'cic. Relating to mucus. *m. acid*, a crystalline substance, $C_8H_{14}O_8$, derived from the oxidation of gum arabic, gum tragacanth, lactose, and other carbohydrates.

mucicar'mine. A mucin stain containing aluminum chloride 0.5, carmine 1, distilled water 2.

mu'cid. Mucilaginous, slimy.

mucif'erous [L. *mucus* + *ferre*, to carry.] Muciparous.

mu'ciform [L. *mucus* + *forma*, form.] Resembling mucus.

mu'cigen [L. *mucus* + G. *gennaô*, I produce.] A substance formed in the secreting cells of the mucous membranes, convertible into mucin.

mucigenous (mu-si'en-us) [L. *mucus* + *gennaô*, I produce.] Muciparous.

mu'cilage. Mucilage.

mucilaginous (mu-si-laj'in-us). 1. Resembling mucilage, viscid, sticky. 2. Muciparous.

mucila'go, gen. *mucilag'inis*, pl. *mucilag'inis* [L.

a mouldy juice.] A pharmacopœtal preparation consisting of a solution in water of the mucilaginous principles of vegetable substances; employed as a soothing application to the mucous membranes and in the preparation of official extemporaneous mixtures. *m. acaciæ* (U.S., Br.) mucilage of acacia or gum arabic; *acaciæ* 10, lime water 330, water to make 1000 (U.S.); *gum arabic* 4, distilled water 6 (Br.); used as an excipient for mixtures and pill masses and troches. *m. chondri* (N.F.), mucilage of Irish moss, *moss* with chondrus 3, in water 100; used in the preparation of emulsions. *m. dextrinal* (N.F.), mucilage of dextrin, containing dextrin 33.5, in water 100; used for making emulsions. *m. salicis* (N.F. and P.G.), mucilage of salic, made with salic: in water 100; demulcent. *m. sassafras melleæ* (U.S.), mucilage of sassafras pith; *sassafras* pith 2, water 100; used in bronchitis and as a local application in conjunctivitis. *m. tragacanthæ* (U.S., Br.), mucilage of tragacanth; *tragacanth* 6, glycerin 18, water to make 100; employed as an excipient in extemporaneous mixtures and as a local application to burns. *m. ulmi* (U.S.): mucilage of slippery elm; slippery elm 6, water 100, digest for 1 hour in a water-bath, and strain, employed as a demulcent in affections of the mucous membranes.

mu'cin. One of a number of glycoproteins secreted by the goblet cells of the mucous glands and present also in connective tissue and in the umbilical cord; they are soluble in alkaline water and precipitated by acetic acid.

mucine'mia, mucina'mia [mucin + G. *haima*, blood.] The presence of mucin in the blood.

mu'cinoblast [mucin + G. *blastos*, germ.] 1. Mucicell. 2. Goblet cell.

mucin'ogen [mucin + G. *gennaô*, I produce.] A protein-carbohydrate compound (glycoprotein) which, through the imbibition of water, forms mucin.

mu'cinoid [mucin + G. *eidos*, appearance.] 1. A glycoprotein resembling mucin but possessing a somewhat higher sulphur content; it is normally found in connective tissue and pathologically in cells undergoing mucinoid or mucoid degeneration. 2. Resembling mucin. *m. degeneration*, see *degeneration*.

mucin'u'ria [mucin + G. *ouron*, urine.] The presence of mucin in the urine.

mucip'arous [L. *mucus* + *parere*, to bring forth, bear.] Producing mucus, muciferous, mucigenous.

mucitis (mu-si'(se')tis). Inflammation of a mucous membrane.

mucocoele (mu'ko-sel) [L. *mucus* + G. *kibê*, tumor, hernia.] 1. A cyst containing mucus. 2. A mucous polypus. 3. A retention cyst of the lacrymal sac.

mucocolitis (mu-ko-ko-li'(le')tis). Mucous colitis. **mucocuta'neous.** Relating to mucous membrane and skin, noting the line of junction of the two at the nasal, oral, vaginal, and anal orifices.

mucoenteritis (mu'ko-en-ter-i'(e')tis). 1. Inflammation of the intestinal mucous membrane. 2. Mucomembranous enteritis.

mu'cold [mucus + G. *eidos*, appearance.] 1. A glycoprotein differing from mucin in general only in possessing a higher sulphur content; it is normally found in connective tissue, and pathologically in the cells undergoing mucoid degeneration. 2. Muciform, resembling mucus. *m. degeneration*, see *degeneration*. *m. tumor*, myxoma.

mucosamembranous. Relating to a mucous membrane. *m. enteritis*, mucous enteritis.*

mucoperiosteal. Relating to mucoperiosteum.

mucoperiosteum. Mucous membrane and periosteum so intimately united as to form practically a single membrane, as that covering the hard palate.

mucopurulent. Both mucous and purulent, containing or composed of both mucus and pus.

mu'copus'. A mucopurulent discharge, a mixture of mucus and pus.

mu'cor. 1. Mucus. 2. A mould common on dead and decaying vegetable substances, bread, etc.; slime fungus.

mu'corin. A protein present in certain mucors or moulds.

Mucorini. A family of mucors, moulds, or slime fungi.

mucosa [L. fem. of *mucosus*, mucous.] Membrana mucosa, tunica mucosa, mucous membrane.

mucosal. Relating to the mucosa or mucous membrane.

mucosanguineous, mucosanguinolent (mu'ko-san-gwin'e-us, mu'ko-san-gwin'o-lent). Consisting of mucus mixed with blood.

mucosed'ative. Soothing to the mucous membranes, demulcent.

mucoserous (mu-ko-se'rus). Both mucous and serous; containing or consisting of mucus and serum.

mu'cosin. A mucin occurring in a very thick adhesive mucous discharge.

mu'cous. Relating to mucus or a mucous membrane. *m. membrane*, a membrane secreting mucus, which lines passages and cavities communicating with the exterior. *m. patch*, (1) a group of macerated macules and papules occurring in the mucous membrane of the mouth in syphilis; (2) condyloma latum. *m. rale*, a bubbling sound heard on auscultation over bronchial tubes containing mucus.

mucuna [a native Brazilian name.] The hairs adherent to the pods of the cowhage, *Mucuna pruriens*, and the Florida bean, *M. urens*; anthelmintic in doses of gr. 1-2 (0.06-0.13) in honey or syrup.

mu'cus. The clear viscid secretion of the mucous membranes, consisting of mucin, epithelial cells, leucocytes, and various inorganic salts suspended in water; animal mucllage.

mu'dar. Calotropis.

mud-bath. Immersion of the body in mud for therapeutic purposes; see *bath*, *fango*, *liman*.

Mueller's canal' or duct (mü'ler) [Johannes Mueller, Berlin physiologist, 1801-1858.] One of two embryonic canals opening into the cloaca, lying on the external surface of the Wolffian body, forming in the female the oviducts, uterus, and vagina; in the male they disappear leaving as vestiges the utriculus* masculinus and the appendix* testis. *M.'s capsule*, Bowman's capsule. *capsula* glomeruli*. *M.'s experiment*, after a forced expiration, an attempt at inspiration is made with closed mouth and nose, whereby the negative pressure in the lungs is increased.

Mueller's fibers (mü'ler) [Heinrich Mueller, German anatomist, 1820-1864.] 1. The circular fibers of the ciliary muscle, *M.'s muscle* (2). 2. Sustentacular fibers of the retina, running through the thickness of the retina from within as far as the bases of the rods and cones where they form a network called the membrana limitans externa. *M.'s muscle*, (1) musculus orbitals, a collection of unstriped muscular fibers stretching across the

sphenomaxillary fissure and infraorbital groove; it is supplied by sympathetic nerve-fibers; (2) the circular fibers of the ciliary muscle, musculus* ciliaris. *M.'s triangle*, a portion of the tuber cinereum which folds over the optic chiasm and adheres to its upper surface.

Mueller's fluid or liquid (mü'ler) [Hermann Franz Mueller, German histologist, 1866-1898.] A fluid for hardening histological specimens; composed of potassium bichromate 2, sodium sulphate 1, distilled water 100.

Mueller's sign (mü'ler) [Koloman Mueller, Hungarian physician, *1849.] Rhythmical pulsatory movements of the uvula and swelling and redness of the velum palati and tonsils, synchronous with the heart's action, in aortic insufficiency. *M.'s steato'ma*, lipoma fibrosum.

Mueller's test (mü'ler) [Edward Mueller, physician of Breslau, *1876.] If to some of Millon's reagent in a porcelain dish one adds one or two drops of pure tuberculous pus a slight pellicle is formed and no coloring of the reagent takes place; if the pus is of streptococcal or staphylococcal origin it forms a disc-shaped drop of fluid and stains the reagent red. See *Donné's* test*.

Muenchmeyer's disease (münsh'mi-er). A progressive poliomyelitis with ossification of the muscles.

mu'wort (mug'wurt) [A. S. *mycg* or *mucg*, midge, + *wyrt*, plant.] A name given to various species of *Artemisia*, *A. vulgaris*, *A. absinthium*, *A. ludoviciana*.

muhin'yo. Native name of a continued fever prevalent in Uganda, probably identical with Malta* fever.

muioceph'alon. Myiocephalon.

muira puama (moo-e'rah poo-ah'mah) [Native Brazilian, wooden strength.] The wood of *Liviosoma ovala*, a tree of Brazil, employed as an antirheumatic and antidyenteric in doses of gr. 10-20 (0.6-1.3) and as an aphrodisiac in doses of 3j-1 (2.0-4.0) of a fluidextract.

mul'berry. A tree of the genus *Morus*; the fruit is edible and the juice, *mori succus*, is sometimes used to flavor refrigerant drinks in fever. *m. calculus*, a vesical calculus of calcium oxalate, the surface of which is nodulated giving it a fancied resemblance to a mulberry. *m. mark*, nevus. *m. mass*, morula. *m. spots*, the abdominal eruption in typhus fever.

Mulder's test [Johannes Mulder, Dutch chemist, 1802-1880.] If to a fluid containing sugar one adds a solution of indigo-carmin, made alkaline with sodium carbonate, in quantity sufficient to give a faintly blue tint, and then heats, a play of colors takes place through green, purple, and red to violet; on shaking in a vessel containing air the blue color is restored.

Mules' operation [Philip Henry Mules, English ophthalmologist, 1843-1905.] Evisceration of the eyeball followed by the insertion within the sclera of a hollow ball of glass, silver, or some other non-irritating material, to give support to an artificial eye.

mulieb'ria [L. neut. pl. of *muliebris*, relating to a woman.] The female genital organs.

muliebrity (mu-ll-e'bri-ti). The state of being a woman; the change of character in the human female at puberty.

mull [Hindu, *malmal*, *mulmul*.] A soft thin cotton cloth, a kind of muslin. *salve m.*, unguentum extensum (N.F.).

mullein, mullen (mul'en); [A.S. *molegn*.] Verbas-cum.

multan'gular. Having many angles. *m. bone*, os

multangulum; the *large* m. bone is the [BNA] term for the trapezium, the *small* m. bone for the trapezoid.

multi- [L. *multus*, much, many.] A prefix denoting many; properly joined only to words of Latin derivation; the equivalent in words of Greek origin is *poly-*.

mult'artic'ular [L. *multus*, many, + *articulus*, joint.] Relating to or involving many joints, polyarthric.

multicap'sular [L. *multus*, many, + *capsula*, capsule.] Having numerous capsules.

mult'icell. A group of cells having similar functions.

multicell'ular [L. *multus*, many, + *cellula*, cell.] Composed of many cells.

multicus'pid. A multicuspidate* tooth, a molar tooth.

multicus'pidate [L. *multus*, many, + *cuspis*, cusp.] 1. Having more than two cusps. 2. A tooth with three or more cusps or projections on the crown, a multicuspid, a molar tooth.

multifamilial (mul-ti-fā-mil't-al) [L. *multus*, many, + *familia*, family.] Noting a familial disease which attacks the children in several successive generations.

mul'tifid [L. *multifidus*.] Divided into many clefts or segments.

multif'idus [L. *multus*, much, + *findere*, to cleave.] Multifid; see under *musculus*.

mult'iform [L. *multus*, many, + *forma*, form.] Occurring in many forms, polymorphous.

multiglandular (mul-ti-glan'du-lar) [G. *multus*, many.] Pluriglandular.

multigrav'ida [L. *multus*, many, + *gravidā*, pregnant.] A pregnant woman who has been pregnant two or more times previously.

multinfection (mul-ti-in-fek'shun) [L. *multus*, many.] Mixed infection with two or more varieties of microorganisms developing simultaneously.

multilo'bar [L. *multus*, many, + *lobus*, lobe.] Having several lobes.

multilo'bate, multilobed (mul-ti-lōbd'). Multilobar.

multilob'ular [L. *multus*, many, + *lobulus*, lobule.] Having many lobules.

multiloc'ular [L. *multus*, many, + *loculus*, compartment.] Many-celled, having many compartments or loculi.

multimammæ (mul-ti-mam'e) [L. *multus*, many, + *mamma*, breast.] Polymastia, a condition in which more than two mammary glands are present in the human.

multino'dal [L. *multus*, many, + *nodus*, node.] Having many nodes.

multinod'ular, multinod'ulate [L. *multus*, many, + *nodulus*, nodule.] Having many nodules.

multinuclear (mul-ti-nū'kle-ar) [L. *multus*, many, + *nucleus*.] Having two or more nuclei.

multinucleated (mul-ti-nū'kle-a-ted). Multinuclear.

multi'para [L. *multus*, many, + *parere*, to bring forth, to bear.] A woman who has borne three or more children in as many pregnancies.

multi'parity. 1. The condition of being a multipara. 2. The bringing forth of two or more children at one birth.

multi'arous. 1. Relating to a multipara. 2. Bringing forth two or more children at one birth.

multi'ple [L. *multiplex*; *multus*, many, + *plica*, fold.] Manifold, repeated several times; occurring in several parts at the same time, as *m. arthritis*, *m. neuritis*.

multi'pole'lar [L. *multus*, many, + *polus*, pole.] Having more than two poles, noting a nerve cell

in which the branches project from several points.

multiroot'ed. Having more than two roots, noting a molar tooth.

multiv'alence [L. *multus*, many, + *valere*, to have power.] The property of having a combining power of more than one atom of hydrogen.

multiv'alent. 1. In chemistry, having a combining power of more than one atom of hydrogen. 2. Efficacious in more than one direction. *m. vaccine*, a bacterial vaccine made from killed cultures of several strains of the same microorganism.

mummification [mummy + L. *facere*, to make.] 1. Dry gangrene. 2. The shrivelling of a dead and retained fetus. 3. In dentistry, (1) dry gangrene of the pulp of a tooth; (2) the condensation of a tooth pulp by means of astringents.

mumps [D. *mommer*, a mask (?).] Epidemic parotitis. **metastatic m.**, m. complicated by participation of the testis or the mamma in the morbid process.

Munro's point. A tender point at the right edge of the rectus abdominis muscle, between the umbilicus and the anterior superior spine of the ilium, in appendicitis.

mu'ral [L. *muralis*; *murus*, wall.] Relating to the wall of any cavity.

Murat's frem'itus or symp'tom (mū-rā'). Subjective vocal fremitus, a vibration in the chest, perceived by the patient himself, when speaking.

Murchison's pill [Charles Murchison, London physician, 1830-1879.] A pill of digitalis gr. $\frac{1}{4}$ (0.075), squill gr. $\frac{1}{4}$ (0.1), and blue mass gr. 2 (0.65), employed in the treatment of dropsy.

murexide (mu-reks'id, or id) [L. *murex*, a marine gastropod furnishing a purple dye.] The ammonium salt of purpuric acid, formerly used as a dye but superseded by the aniline colors. *m. test.* for uric acid; evaporate the suspected urine nearly to dryness on a water bath with a little nitric acid, when cool add carefully a little ammonia, which if uric acid is present, a brilliant red color is produced.

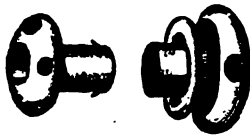
mu'riate [L. *muria*, brine.] The former term for chloride.

muratic [L. *muria*, brine.] Hydrochloric acid, acidum hydrochloricum.

mur'mur [L.] Sussurris; a soft sound, like that made by a somewhat forcible expiration with the mouth open, heard on auscultation of the heart, lungs, or blood-vessels. **accidental m.**, an evanescent cardiac m. not due to valvular lesion. **ane'mic m.**, a non-valvular m. heard on auscultation of the heart and large blood-vessels in cases of profound anemia. **aortic m.**, one produced at the aortic orifice, either obstructive or regurgitant. **arterial m.**, a m. heard on auscultation of an artery. **blood m.**, hemic m. **cardiac m.**, a m. produced within the heart, at one of its orifices, or in the pericardial sac. **cardiopul'monary m.**, a m. synchronous with the cardiac systole, produced in the lung by movement of air in a cavity or dilated bronchus. **crescen'do m.**, a murmur presystolic (or systolic) m. which increases gradually in intensity and suddenly ceases, heard sometimes in mitral obstruction. **diastolic m.**, one heard at the period of cardiac dilatation or diastole, due usually to regurgitation at the aortic or pulmonary orifice. **direct m.**, obstructive. **endocardial m.**, one arising, from any cause, within the heart. **exocardial m.**, a pericardial friction m. **functional m.**, a cardiac murmur not associated with valvular lesion. **hem'ic m.**, a cardiac or vascular m. heard in anemic process.

who have no valvular lesion, due to an abnormal, usually anemic, condition of the blood. **indirect' m.**, regurgitant m. **inorgan'ic m.**, functional m. **lapping m.**, a sound like that of a cat lapping milk, heard sometimes when there is a slit-like rupture of the aorta. **mit'ral m.**, one produced at the mitral valve, either obstructive or regurgitant. **mus'cular m.**, the sound produced by contracting muscular tissue. **mu'sical m.**, a cardiac sound having a musical character. **obstruc'tive m.**, one caused by narrowing of one of the valvular orifices. **organ'ic m.**, a m. due to the presence of some lesion in the part auscultated. **pericar'dial m.**, a friction sound, synchronous with the heart movements, heard in certain cases of pericarditis. **prediastol'ic m.**, a m. heard in the interval between the ventricular systole and diastole, due to mitral or tricuspid obstruction or aortic or pulmonary regurgitation. **presystol'ic m.**, one heard in the interval between the pulmonary diastole and systole, due to obstruction at one of the atrioventricular orifices. **pul'monary m.**, **pul-mon'ic m.**, a m. produced at the pulmonary orifice of the heart, either obstructive or regurgitant. **regur'gitant m.**, one due to leakage or backward flow at one of the valvular orifices of the heart. **see'saw m.**, to-and-fro m. **sten'osal m.**, an arterial m. due to narrowing of the vessel from pressure or organic change. **systol'ic m.**, a m. heard during the ventricular systole, due to obstruction at the aortic or pulmonary orifice or to regurgitation at one of the atrioventricular orifices. **to-and-fro m.**, a pericardial m. heard with both the systole and the diastole of the heart. **tricus'pid m.**, a m. produced at the tricuspid orifice, either obstructive or regurgitant. **vas'cular m.**, one originating in a blood-vessel. **ve'nous m.**, one heard over a vein. **vesic'ular m.**, the normal respiratory sound heard on auscultation of the lungs.

Murphy's button [John Benjamin Murphy, Chicago surgeon, *1857.] An appliance for intestinal anastomosis; it consists of two hollow cylinders, one of which is sutured into each open end of the intestine; the two are then joined and fasten automatically, maintaining the two ends of intestine in apposition by their serous surfaces; after firm union has occurred the cylinders slough away and are passed in the stools. **M.'s**



MURPHY'S BUTTON.

meth'od, (1) treatment of peritonitis, after operation, by drainage from the lower part of the abdomen or the pelvis (this being favored by the Fowler position), and by continuous irrigation of the lower bowel with physiological saline solution, the irrigation being made so slowly as to secure the absorption of the fluid; (2) arterial suture by invagination of the ends of the vessel over a removable cylinder in two pieces. **M.'s sign**, pressure on an inflamed gall-bladder at the end of expiration causes a sudden arrest of inspiration.

murra'in (mur'en) [Sp. *morrina*, cattle-plague.] An epidemic disease of cattle; epizootic. **bloody m.**, Texas* fever.

murria (moor-re'nah) [Sp. *murria*, heaviness of the head, or *morriña*, cattle-plague (?)] A dis-

ease of horses and mules (cattle seem to be immune), caused by the presence in the blood of *Trypanosoma hippicum*; it is marked by emaciation, weakness, anemia, edema, ecchymotic conjunctivitis, fever, and more or less pronounced paralysis of the hind legs; called also *derrengadera*.

Mus'ca [L. fly.] A genus of diptera or flies. **M. domes'tica**, the common house-fly. **M. vomito'ria**, blow-fly or flesh-fly.

muscægenet'ic, **muscægen'ic**. Muscægenetic.

muscæ volitantes (mus'se vol-i-tan'tès) [L. flying flies.] An appearance as of moving spots before the eyes.

mus'carine [L. *Agaricus muscarius*, fly-agaric.] A crystalline alkaloid, $C_7H_{11}NO_3$, present in the fly-agaric, in certain other poisonous mushrooms, and in putrefying fish.

mus'carinism. Mushroom-poisoning.

muscægenetic, **muscægen'ic** (mus'e-jen-et'ik). Producing the phenomenon of *muscæ volitantes*.

muscle (mus'l) [L. *musculus*.] One of the contractile organs of the body by which the movements of the various organs and parts are effected. The typical muscle is a mass of fleshy tissue (venter or belly), attached at each extremity, by means of a tendon, to a bone or other structure; the narrowing part of the belly which is attached to the tendon of origin or insertion is called the caput or head; the points of attachment of a muscle are called its origin and insertion, the attachment to the more movable part of the skeleton or to the part which is moved by contraction of the muscle being the insertion, the other the origin. The individual muscles are defined under *musculus*. **antagonis'tic muscles**, those having an opposite function, the contraction of one neutralizing that of the other. **appendic'ular m.**, one of the skeletal muscles of the limbs. **artic'ular m.**, joint-muscle. **ax'ial m.**, one of the skeletal muscles of the trunk or head. **invol'untary m.**, smooth or unstriated m. **organ'ic m.**, unstriated m. **ri'der's muscles**, the adductor muscles of the thigh which come into play especially in horseback riding. **skel'etal m.**, a muscle connected at either or both extremities with the bony framework of the body; it may be an appendicular or an axial m. **skew m.**, one which draws a part obliquely; or one which is deflected in its course, the belly of insertion and that of origin pulling in different planes. **smooth m.**, unstriated m. **stri'ated m.**, **striped m.**, one of the skeletal muscles, including also the heart; voluntary m.; see *muscular tissue*.* **synergis'tic muscles**, muscles having a similar and mutually helpful function or action. **unstri'ated m.**, **unstriped m.**, smooth, organic, or involuntary m., one of the muscles of the internal organs, intestines, blood-vessels, etc. **vol'untary m.**, one whose action is under the control of the will; all the striated muscles, except the heart, are voluntary muscles.

aiding another, synergist, congener. **atrophy**, **amyotrophy**, **myatrophy**, **myoatrophy**, **myodystrophy**. **bending a part**, **flexor**, **compressing a part**, **constrictor**, **contractility**, **myonicity**, **contraction**, **myospasm**; **contracture** (permanent); **myotonia**, **tetanus** (continuous); **myoclonia** (intermittent); **jactitation**, **myopalmus**, **myotyrbe**, **myoseism**, **chorea** (irregular); **dyscinesia** (painful); **crispation**, **hypocinesia** (slight); **hypercinesia** (excessive). **controlling an orifice**, **sphincter**. **descrip-tion**, **myography**, **disease**, **myopathy**, **myonosis**, **drawing away from midline**, **abductor**, **drawing toward midline**, **adductor**, **edema**, **myoedema**, **expelling a secretion**, **detrusor**, **ejaculator**, **fatty degeneration**, **myodemia**, **myoliposis**, **fibrillary contraction**, **myokymia**, **fibrous degeneration**, **myofibrosis**, **hardening**, **myosclerosis**, **harmonious action**, **coordina-**

tion, synergia. **hernia** through sheath, myoele. **hypertrophy**, myopachynsis. **incision** of, myotomy. **inflammation**, myitis, myositis, initis, sarcitis, polymyositis (multiple). **inharmonious action**, incoordination, ataxia, asynergia. **instrument for recording movements**, myograph, myochronograph. **instrument for recording work**, ergograph. **jerking**, clonus, myoclonus, jactitation, myoseism, chorea, myopalmus, myotyrrhe. **nomenclature**, myonymy. **numbness**, myonarcosis. **nutrition** of, myotrophy. **opposing another**, antagonist. **pain**, myalgia, myodynia, myoneuralgia, myorrheuma, neuromyalgia. **paralysis** is myoparalysis, myoplegia. **protein**, myoprotein, myosin, myosinogen. **protoplasm**, sarcoplasm. **rupture**, myorrhexis. **science relating to**, myology. **separation of fibers**, myodiasiasis. **sheath**, fascia, epimysium, perimysium (of primary bundles); myolemma, sarcolemma (of fibers). **softening**, myomalacia. **sound of contracting**, myophonia, myocriamus. **straightening a part**, extensor. **strength**, myodynasia. **sugar**, inosite. **tumor**, myoma, fibromyoma, myoneoplasm; leiomyoma, liomyoma, inoliomyoma (non-striated); rhabdomyoma, inorhabdomyoma (striated). **weakness**, myasthenia, hypomyasthenia, amyosthenia, hypatonia. **wrinkling the skin**, corrugator.

muscle-bound. The condition of one whose muscles have become hypertrophied and inelastic from overexercise.

muscle-case. Muscle-compartment.

muscle-cell. Myocyte.

muscle-column. Sarcostyle, one of the longitudinal elements of a muscle-fiber, composed of a group of fibrils surrounded by sarcoplasm, the cross section of which shows the figures called Cohnheim's areas.

muscle-compartment. The segment of a muscle column, between two Krause's membranes, enclosed in the sarcoplasm; myoele.

muscle-corpuscle (mus'-l-kor'-pus-). The nucleus with adherent granular protoplasm in a muscle-fiber.

muscle-curve. A myograph tracing.

muscle-epithelium. Myoepithelium.

muscle-fiber. One of the long cylindrical fibers, an inch or more in length and about $\frac{3}{16}$ inch in diameter, composing voluntary muscular tissue.

muscle-fibril. One of the fibrils or units composing a muscle-column a number of which are grouped to form a muscle-fiber.

muscle-plasma. The fluid portion of muscular tissue.

muscle-plate. One of the sets into which the cells of the provertebral somites are grouped, and from which the muscles are developed; each muscle-plate develops into a myocomma.*

muscle-rod. One of the segments of a muscle-fibril between two intermediate discs.

muscle-serum. The fluid remaining after coagulation of expressed muscle-plasma.

muscle-spin'dle. 1. A fiber of striated muscle. 2. A bundle of encapsuled muscle-fiber from which a number of sensory nerve-fibers take origin.

muscular. Relating to a muscle or the muscles. **m. tissue**, see under *tissue*.

muscularis [L. muscular.] The muscular coat of a hollow organ or tubular structure. **m. muco'sae**, a layer of unstriated muscular tissue in mucous membrane.

muscularity. The state or condition of having well developed muscles.

muscularize. To change into muscle substance, as the partial conversion of cicatricial tissue after the healing of a wound of muscle.

muscula'tion, mus'culature. The arrangement of the muscles in a part or in the body as a whole.

mus'culi. Plural of *musculus*, muscle.

mus'culin. A globulin in muscle, coagulable by slight heat (47° C., 116.6° F.).

musculocutaneous (mus'-ku-lo-ku-ta'-ne-us). Relating to both muscle and skin, noting certain nerves

which give off sensory fibers to the skin and motor fibers to the underlying muscles.

musculomem'branous. Relating to both muscular tissue and membrane, noting certain muscles such as the occipitofrontalis, which are largely membranous.

musculophren'ic. Relating to the muscular portion of the diaphragm, noting an artery supplying this part.

musculospiral (mus'-ku-lo-spi'-ral). A term applied to the nervus radialis which supplies certain muscles of the arm and forearm and runs spirally across the back of the humerus. **m. groove, c. cus radialis**, a groove passing obliquely downward on the posterior surface of the humerus, along which the m. nerve and the superior profunda artery run.

musculotendinous. Relating to both muscular and tendinous tissues.

mus'culus, gen. and pl. *mus'culi* [L. dimin. of *mus' mys*], a little mouse, from the fancied resemblance of a muscle in contraction to the movements of a mouse under a cloth.] Muscle.

m. abduc'tor dig'it'i quini' [BNA], **m. abduc'tor minimi digiti**; *origin*, pisiform bone; *insertion*, outer side of base of 1st phalanx of the little finger; *nerve supply*, ulnar; *action*, abducts little finger.

m. abduc'tor hallu'cis; *origin*, inner tubercle of calcis, internal annular ligament, and plantar fasc. *insertion*, inner side of 1st phalanx of great toe; *nerve supply*, internal plantar; *action*, abducts great toe.

m. abduc'tor min'imi dig'it'i, **m. abduc'tor dig'it'i quinti** [BNA].

m. abduc'tor pol'licis bre'vis [BNA], **m. abduc'tor pollicis**; *origin*, ridge of trapezium (os multangulum) = majus and anterior angular ligament; *insertion*, outer side of first phalanx of thumb; *nerve supply*, median; *action*, abducts thumb.

m. abduc'tor pol'licis lon'gus [BNA], **m. exten'sor ovis metacarpi pollicis**; *origin*, posterior surface of radius and ulna; *insertion*, outer side of base of 1st metacarpal bone; *nerve supply*, radial; *action*, abducts and assists in extending thumb.

m. accelera'tor ur'inae, **m. bulbocavernosus** [BNA]. **m. access'o'rius** (ad sacrolumb'arem), **m. Sacrospin'alis dorsi** [BNA].

m. adduc'tor bre'vis, *origin*, superior ramus of pubis; *insertion*, upper third of inner lip of linea aspera, *nerve supply*, obturator; *action*, adducts thigh.

m. adduc'tor hallu'cis [BNA]; *origin*, by oblique head (caput obliquum) from external cuneiform and base of 3d and 4th metatarsal bones, by transverse head (caput transversum) from the capsules of the four metatarsophalangeal joints; *insertion*, outer side of base of first phalanx of great toe; *nerve supply*, external plantar; *action*, adducts great toe.

m. adduc'tor lon'gus; *origin*, symphysis and crest of pubis; *insertion*, middle third of inner tip of linea aspera; *nerve supply*, obturator; *action*, adducts thigh.

m. adduc'tor mag'nus; *origin*, ischial tuberosity and edge of pubic arch; *insertion*, linea aspera and internal epicondyle of femur; *nerve supply*, obturator and sciatic; *action*, adducts thigh.

m. adduc'tor min'imus, a small flat muscle constituting the upper portion of the adductor magnus, inserted into space above linea aspera.

m. adduc'tor obli'quus hallu'cis, oblique head (caput obliquum) of m. adductor hallucis [BNA].

m. adduc'tor obli'quus pol'licis, **m. adductor pollicis** [BNA].

m. adduc'tor pol'licis [BNA], **m. adductor obli'quus pollicis**, *origin*, trapezium (multangulum majus) = trapezoid (multangulum minus), os magnum (capitulum) and shaft of 3d metacarpal bone; *insertion*, inner side of base of 1st phalanx of thumb; *nerve supply*, ulnar; *action*, adducts thumb.

m. adduc'tor transver'sus hallu'cis, the transverse head (caput transversum) of the m. adductor hallucis [BNA].

m. amygdalogueus, a band of muscular fibers arising from alongside the tonsil and joining the palatoglossus muscle.

m. anconeus, **m. anconeus quartus**; *origin*, back of external condyle of humerus; *insertion*, olecranon process and posterior surface of ulna; *nerve supply*, radial (musculospiral); *action*, extends forearm.

m. anconeus lateralis, outer head of **m. triceps brachii**.

m. anconeus longus, long head of **m. triceps brachii**.

m. anconeus medialis, inner head of **m. triceps brachii**.

m. antitragicus, muscle of the antitragus, a band of transverse muscular fibers on the outer surface of the antitragus, arising from the border of the intertragic notch and inserted into the anthelix and cauda helix.

m. articularis genu [BNA], **m. subcutaneus**; *origin*, lower fourth of anterior surface of shaft of femur; *insertion*, synovial membrane of knee-joint; *nerve supply*, femoral (anterior crural); *action*, lifts capsule of knee-joint.

m. aryepiglotticus [BNA], **m. arytenoepiglottideus**; portion of the arytenoides which is inserted into the aryepiglottic fold sometimes reinforced with independent fibers from the cartilage of Santorini.

m. arytenoides obliquus; *origin*, muscular process of arytenoid cartilage; *insertion*, summit of arytenoid cartilage of opposite side and the aryepiglottic fold as far as the epiglottis; *nerve supply*, recurrent laryngeal; *action*, narrows rima glottidis.

m. arytenoides transversus, a band of muscular fibers passing between the two arytenoid cartilages posteriorly; *nerve supply*, recurrent laryngeal; *action*, narrows the rima glottidis.

m. aryvocalis, a number of the deeper fibers of the **m. thyroarytenoides internus** attached directly to the outer side of the true vocal cord.

m. attollens aurem or **attollens auriculam** (lifting up the auricle), **m. auricularis superior** [BNA].

m. attrahens aurem or **auriculam** (dragging forward the auricle), **m. auricularis anterior** [BNA].

m. auricularis anterior [BNA], **m. attrahens aurem** or **auriculam**, *origin*, superficial temporal fascia; *insertion*, cartilage of auricle; *action*, draws pinna of ear forward; *nerve supply*, facial.

m. auricularis posterior [BNA], **m. retrahens aurem** or **auriculam**; *origin*, mastoid process; *insertion*, posterior portion of root of auricle; *action*, draws back the pinna; *nerve supply*, facial.

m. auricularis superior [BNA], **m. attollens aurem** or **auriculam**; *origin*, galea aponeurotica; *insertion*, upper margin of root of auricle; *action*, raises pinna of ear; *nerve supply*, facial.

m. arxgos uvulae, **m. uvulae** [BNA].

m. biceps brachii; *origin*, long head (caput longum) from supraglenoid tuberosity of scapula, short head (caput breve) from coracoid process; *insertion*, bicipital tubercle of radius; *nerve supply*, musculocutaneous; *action*, flexes and supinates forearm.

m. biceps femoris [BNA], **m. biceps flexor cruris**; *origin*, long head (caput longum) from tuberosity of ischium, short head (caput breve) from lower half of outer lip of linea aspera; *insertion*, head (capitulum) of fibula; *nerve supply*, long head, tibial, short head, peroneal; *action*, flexes knee and rotates it outward.

m. biceps flexor cruris, **m. biceps femoris** [BNA].

m. biventer cervicis, **m. spinalis capitis**, which usually has a tendinous inscription.

m. biventer mandibularis, **m. digastricus**.

m. brachialis [BNA], **m. brachialis anticus**; *origin*, lower two-thirds of anterior surface of humerus; *insertion*, coronoid process of ulna; *nerve supply*, musculocutaneous and (usually) radial (musculospiral); *action*, flexes forearm.

m. brachioradialis [BNA], **m. supinator longus**; *origin*, external supracondylar ridge of humerus; *insertion*, front of base of styloid process of radius; *nerve supply*, radial (musculospiral); *action*, flexes forearm and assists slightly in supination.

m. bronchoesophageus, muscular fasciculi, arising from the wall of the left bronchus, which reinforce the musculature of the esophagus.

m. buccinator (cheek muscle); *origin*, buccinator ridge of mandible, posterior portion of alveolar

process of maxilla, and pterygomandibular ligament or raphe; *insertion*, orbicularis oris at angle of mouth; *action*, flattens cheek, retracts angle of mouth; *nerve supply*, facial.

m. buccopharyngeus, portion of **m. constrictor pharyngis superior** arising from the pterygomandibular ligament.

m. bulbocavernosus [BNA], **ejaculator seminis**, **ejaculator** or **accelerator urinae**, **sphincter vaginae**; *origin*, central point of the perineum; *insertion*, in the male, under surface of triangular ligament, membrane covering the corpus cavernosum urethrae, and fascia of the dorsum of the penis; *nerve supply*, pudic; *action*, constricts bulbous urethra; in the female it divides and passes on either side of the vagina and urethra to be inserted into the root of the clitoris, acting slightly as a sphincter of the vagina.

m. caninus (canine) [BNA], **m. levator anguli oris**; *origin*, canine fossa of maxilla; *insertion*, orbicularis oris and skin at angle of mouth; *action*, raises angle of mouth; *nerve supply*, facial.

m. cephalopharyngeus, **m. constrictor pharyngis superior**.

m. ceratocricoides, a fasciculus from the **m. cricoarytenoides posterior** inserted into the inferior cornu of the thyroid cartilage.

m. ceratopharyngeus [BNA], **m. keratopharyngeus**, portion of the constrictor pharyngis medius arising from the greater cornu of the hyoid bone.

m. cervicalis ascendens, **iliocostalis cervicis** [BNA].

m. chondroglossus, muscular fibers occasionally separated from the hyoglossus, but usually forming part of it.

m. chondropharyngeus, portion of the **m. constrictor pharyngis medius** arising from the lesser cornu of the hyoid bone.

m. ciliaris, (1) Bowman's muscle, a circular band of non-striated fibers on the outer surface of the choroid, between that and the iris; it consists of circular fibers (fibræ circulares [BNA], or Müller's muscle) and radiating fibers (fibræ meridianales [BNA], or Brücke's muscle); (2) a separate bundle of the **m. orbicularis** in the margin of the lids.

m. circumflexus palati, **m. tensor veli palatini** [BNA].

m. cleidodiploichestic, the anterior portion of the deltoid, arising from the clavicle.

m. cleidomastoides, the portion of the sternocleidomastoid muscle passing between the clavicle and the mastoid process.

m. cleido-occipitalis, the portion of the sternocleidomastoid muscle between the clavicle and the superior curved line of the occipital bone.

m. coccygeus [BNA], **m. ischiococcygeus**; *origin*, spine of ischium and sacrospinous (small sacrospinous) ligament; *insertion*, sides of lower part of sacrum and upper part of coccyx; *nerve supply*, 3d and 4th sacral; *action*, assists in raising and supporting pelvic floor.

m. complexus, **m. semispinalis capitis** [BNA].

m. complexus maxillaris (compressor of the nostrils), **pars transversa of nasalis** [BNA]; *origin*, superior maxilla beneath the levator labii alaeque nasi; *insertion*, aponeurosis over bridge of nose; *action*, narrows nostrils; *nerve supply*, facial.

m. compressor urethrae, **m. sphincter urethrae membranaceus** [BNA].

m. constrictor pharyngis inferior; *origin*, outer surfaces of thyroid and cricoid cartilages; *insertion*, posterior portion of wall of pharynx; *nerve supply*, pharyngeal plexus; *action*, narrows lower part of pharynx in swallowing.

m. constrictor pharyngis medius; *origin*, stylohyoid ligament and both cornua of the hyoid bone; *insertion*, middle of the posterior wall of the pharynx; *nerve supply*, pharyngeal plexus; *action*, narrows pharynx in the act of swallowing.

m. constrictor pharyngis superior [BNA], **m. cephalopharyngeus**; *origin*, internal pterygoid plate, pterygomandibular ligament, and mylohyoid ridge of mandible and mucous membrane of floor of the mouth; *insertion*, posterior wall of pharynx; *nerve supply*, pharyngeal plexus; *action*, narrows pharynx.

m. constrictor urethrae, **m. sphincter urethrae membranaceus** [BNA].

m. coracobrachialis; *origin*, coracoid process of scapula; *insertion*, middle of inner border of humerus; *nerve supply*, musculocutaneous *action*, raises arm.

m. corrugator cutis alai, unstriped muscular fibers radiating from the anal opening superficial to the external sphincter.

m. corrugator supercilii (wrinkler of eyebrow); *origin* from orbital portion of orbicularis oculi and nasal prominence; *insertion*, skin of eyebrow; *action*, draws inner angle of eyebrow downward and wrinkles forehead vertically; *nerve supply*, facial.

m. cremaster (suspended); *origin*, from obliquus internus and Poupart's ligament; *insertion*, cremasteric fascia and spine of pubis; *action*, raises testicle; *nerve supply*, genitocrural; in the male the muscle envelops the spermatic cord and testis, in the female the round ligament of the uterus.

m. cricoarytenoideus lateralis; *origin*, upper margin of arch of cricoid cartilage; *insertion*, muscular process of arytenoid; *nerve supply*, recurrent laryngeal; *action*, narrows rima glottidis.

m. cricoarytenoideus posterior; *origin*, depression on posterior surface of lamina of cricoid; *insertion*, muscular process of cricoid; *nerve supply*, recurrent laryngeal; *action*, widens rima glottidis.

m. cricopharyngeus, portion of the constrictor pharyngis inferior arising from the cricoid cartilage.

m. cricothyroideus; *origin*, anterior surface of arch of cricoid; *insertion*, *pars recta* [BNA], anterior or oblique part, passes upward to ala of thyroid, *pars obliqua* [BNA], posterior or horizontal part, passes more outward to inferior cornu of thyroid; *nerve supply*, superior laryngeal; *action*, makes vocal cords tense.

m. crureus, *m. vastus intermedius* [BNA].

m. cucullaris (forming a hood), *m. trapezius* [BNA].
m. deltoides; *origin*, outer third of clavicle, outer border of acromion process, lower border of spine of scapula; *insertion*, outer side of shaft of humerus a little above its middle; *nerve supply*, circumflex from 5th and 6th cervical through brachial plexus; *action*, abduction, flexion, extension, and rotation of arm.

m. depressor alae nasi (depressor of the wing of the nose), *pars alaris* of *m. nasalis* [BNA]; *origin*, upper portion of incisor fossa of maxilla; *insertion*, ala of nose and cartilaginous septum; *nerve supply*, facial.

m. depressor anguli oris (depressor of the angle of the mouth), *m. triangULARIS* [BNA].

m. depressor labii inferioris (depressor of the lower lip), *m. quadratus labii inferioris* [BNA].

m. depressor septi (depressor of the septum) [BNA], a vertical fasciculus from the *m. orbicularis oris* passing upward along the median line of the upper lip, and inserted into the cartilaginous septum of nose; the septal insertion of the depressor alae nasi.

m. depressor urethrae, a band of fibers of the *m. sphincter urethrae membranaceus* passing over the urethra.

m. detrusor urinae, the external longitudinal layer of the muscular coat of the bladder.

m. diaphragma; *origin*, ensiform cartilage, 7th to 10th ribs, external and internal arcuate ligaments, and lumbar vertebrae; *insertion*, central tendon; *action*, increases capacity of chest; *nerve supply*, phrenic.

m. digastricus (two-bellied) [BNA], *m. biverter mandibulae*, consists of two bellies united by a central tendon which is connected to the body of the hyoid bone; *origin* by posterior belly from digastric groove beneath mastoid process; *insertion* by anterior belly into lower border of mandible near symphysis; *action*, posterior belly helps to fix hyoid bone, anterior belly depresses jaw; *nerve supply*, posterior belly from facial, anterior belly by mylohyoid from third division of trigeminus.

m. ejaculator seminis, *m. bulbocavernosus* [BNA].
m. epicranius [BNA], *m. occipitofrontalis*, the scalp muscle, formed of two bellies, the *frontalis* and the *occipitalis*, and a central aponeurosis, the *galea aponeurotica*.

m. epitrochaeonconeus, an occasional muscle arising from the back of the internal condyle of the humerus, and inserted into the inner side of the olecranon process.

m. erector ciliaris, *m. ischioavernosus* [BNA].

m. erector penis, *m. ischioavernosus* [BNA].

m. erector spinas (erector of the spine), *m. sacrospinalis* [BNA].

m. extensor brevis digitorum, *m. extensor digitorum brevis* [BNA].

m. extensor brevis pollicis, *m. extensor pollicis brevis* [BNA].

m. extensor carpi radialis brevis [BNA] or *brevis*, *radialis externus brevis*; *origin*, external epicondyle of humerus; *insertion*, base of third metacarpal bone; *nerve supply*, radial (musculospiral); *action*, extends and abducts wrist.

m. extensor carpi radialis longus [BNA] or *longus*, *m. radialis externus longus*; *origin*, external supracondylar ridge of humerus; *insertion*, back of base of second metacarpal bone; *nerve supply*, radial (musculospiral); *action*, extends and abducts wrist.

m. extensor carpi ulnaris [BNA], *m. ulnaris externus*; *origin*, external epicondyle of humerus; *insertion*, base of fifth metacarpal bone; *nerve supply*, radial (dorsal interosseous); *action*, extends and adducts wrist.

m. extensor coccygis, *m. sacrocoecygeus posterior*; *origin*, posterior surface of the last segment of the sacrum; *insertion*, tip of coccyx; *nerve supply*, posterior primary division of sacral spinal; *action*, is a rudimentary of the extensor muscle of the caudal vertebrae in lower animals.

m. extensor communis digitorum, *m. extensor digitorum communis* [BNA].

m. extensor digiti quinti proprius [BNA], *m. extensor minimi digiti*; *origin*, external epicondyle of humerus; *insertion*, dorsum of first phalanx of fifth finger; *nerve supply*, radial (dorsal interosseous); *action*, extends little finger.

m. extensor digitorum brevis [BNA], *m. extensor brevis digitorum*; *origin*, dorsal surface of *m. calcaneus*; *insertion*, by four tendons fusing with those of the extensor longus, and by a slip attached independently to the base of the 1st phalanx of the great toe; *nerve supply*, deep peroneal; *action*, extends toes.

m. extensor digitorum communis [BNA], *m. extensor communis digitorum*; *origin*, external epicondyle of humerus; *insertion*, by four tendons to the backs of 1st and 2d and base of terminal phalanx of 3d, 4th and 5th toes; *nerve supply*, radial (dorsal interosseous); *action*, extends fingers.

m. extensor digitorum longus [BNA], *m. extensor longus digitorum*; *origin*, external tubercle of tibia, upper two-thirds of anterior surface of fibula; *insertion*, by four tendons to the dorsal surfaces of the 2d, 3d, 4th and 5th toes; *nerve supply*, deep branch of peroneal; *action*, extends the four outer toes.

m. extensor hallucis longus [BNA], *m. extensor proprius hallucis*; *origin*, front of tibia and interosseous membrane; *insertion*, base of terminal phalanx of great toe; *action*, extends the great toe; *nerve supply*, anterior tibial.

m. extensor indicis proprius [BNA], *m. extensor indicis*, indicator muscle; *origin*, dorsal surface of tibia; *insertion*, dorsum of 1st phalanx of index finger; *nerve supply*, radial; *action*, assists in extending the index finger.

m. extensor longus digitorum, *m. extensor digitorum longus* [BNA].

m. extensor longus pollicis, *m. extensor pollicis longus* [BNA].

m. extensor minimi digiti, *m. extensor digiti quinti proprius* [BNA].

m. extensor ossis metacarpi pollicis, *m. abductor pollicis longus* [BNA].

m. extensor pollicis brevis [BNA], *m. extensor primi intermedii pollicis*; *origin*, dorsal surface of radius; *insertion*, base of 1st phalanx of thumb; *nerve supply*, radial; *action*, extends and abducts 1st phalanx of thumb.

m. extensor pollicis longus [BNA], *m. extensor secundi intermedii pollicis*; *origin*, posterior surface of ulna; *insertion*, base of 2d phalanx of thumb; *nerve supply*, radial; *action*, extends terminal phalanx of thumb.

m. extensor primi intermedii pollicis, *m. extensor pollicis brevis* [BNA].

m. extensor proprius hallucis, *m. extensor hallucis longus* [BNA].

m. extensor secundus internus digitorum pollicis, *m. extensor pollicis longus* [BNA].

m. flexor accessorius digitorum, *m. quadratus plantae* [BNA].

m. flexor accessorius longus pedis, *m. quadratus plantae* [BNA].

m. flexor brevis digitorum, *m. flexor digitorum brevis* [BNA].

m. flexor brevis hallucis, *m. flexor hallucis brevis* [BNA].

m. flexor brevis minimi digiti, *m. flexor digiti quinti brevis* [BNA].

m. flexor carpi radialis [BNA], *m. radialis internus*; *origin*, internal condyle of humerus; *insertion*, anterior surface of bases of 2d and 3d metacarpal bones; *nerve supply*, median; *action*, flexes and abducts wrist.

m. flexor carpi ulnaris [BNA], *m. ulnaris internus*; *origin*, humeral head (caput humerale) from internal condyle of humerus, ulnar head (caput ulnare) from olecranon process and upper three-fifths of posterior border of ulna; *insertion*, pisiform bone; *nerve supply*, ulnar; *action*, flexes and adducts wrist.

m. flexor digiti quinti brevis [BNA], *m. flexor brevis minimi digiti*; *origin*, hamulus of unciform (hamate) bone; *insertion*, inner side of 1st phalanx of little finger; *nerve supply*, ulnar; *action*, flexes 1st phalanx of little finger.

m. flexor digitorum brevis [BNA], *m. flexor brevis digitorum*; *origin*, internal tubercle of os calcis (calcaneus) and central portion of plantar fascia; *insertion*, second phalanges of four outer toes by tendons perforated by those of the flexor longus; *nerve supply*, internal plantar; *action*, flexes toes.

m. flexor digitorum longus [BNA], *m. flexor longus digitorum*; *origin*, middle third of posterior surface of tibia; *insertion*, by four tendons, perforating those of the flexor brevis, into bases of terminal phalanges of four outer toes; *nerve supply*, tibial; *action*, flexes 2d to 5th toes.

m. flexor digitorum profundus [BNA], *m. flexor profundus digitorum*; *origin*, anterior surface of upper third of ulna; *insertion*, by four tendons, piercing those of the sublimis, into base of terminal phalanx of each finger; *nerve supply*, ulnar and median (volar interosseous); *action*, flexes terminal phalanges of fingers.

m. flexor digitorum sublimis [BNA], *m. flexor sublimis digitorum*; *origin*, humeral head (caput humerale) from the internal condyle of the humerus, ulnar head (caput ulnare) from the inner border of the coronoid process, radial head (caput radiale) from the oblique line and middle third of the outer border of the radius; *insertion*, by four split tendons, passing to either side of the profundus tendons, into sides of 2d phalanx of each finger; *nerve supply*, median; *action*, flexes middle phalanges of the fingers.

m. flexor hallucis brevis [BNA], *m. flexor brevis hallucis*; *origin*, inner surface of cuboid and middle and external cuneiform bones; *insertion*, by two tendons, embracing that of the flexor longus hallucis, into the sides of the base of the 1st phalanx of the great toe; *nerve supply*, internal and external plantar; *action*, flexes great toe.

m. flexor hallucis longus [BNA], *m. flexor longus hallucis*; *origin*, lower two-thirds of posterior surface of tibia; *insertion*, base of ungual phalanx of great toe; *nerve supply*, tibial; *action*, flexes great toe.

m. flexor longus digitorum, *m. flexor digitorum longus* [BNA].

m. flexor longus hallucis, *m. flexor hallucis longus* [BNA].

m. flexor longus pollicis, *m. flexor pollicis longus* [BNA].

m. flexor ossis metacarpi pollicis, *m. opponens pollicis* [BNA].

m. flexor pollicis longus [BNA], *m. flexor longus pollicis*; *origin*, anterior surface of middle third of radius; *insertion*, terminal phalanx of thumb; *nerve supply*, median (volar interosseous); *action*, flexes terminal phalanx of thumb.

m. flexor profundus digitorum, *m. flexor digitorum profundus* [BNA].

m. flexor sublimis digitorum, *m. flexor digitorum sublimis* [BNA].

m. frontalis, anterior portion of epicranium; *origin*,

frontal bone above supraorbital line; *insertion*, galea aponeurotica; *action*, pulls scalp forward, wrinkles forehead; *nerve supply*, facial.

m. gastrocnemius; *origin*, by outer and inner heads (caput laterale and caput mediale) from the external and internal condyles (epicondyles) of the femur; *insertion*, with soleus by tendo Achillis into lower half of posterior surface of os calcis (tuberosity of calcaneus); *nerve supply*, tibial; *action*, plantar flexion of foot.

m. gemellus inferior; *origin*, bonyosity of ilium; *insertion*, tendon of obturator internus; *nerve supply* and *action* same as of obturator internus.

m. gemellus superior; *origin*, ischial spine and margin of lesser sciatic notch; *insertion*, tendon of obturator internus; *nerve supply* and *action* same as of the obturator internus.

m. genioglossus [BNA], *m. geniohyoglossus*, one of the paired lingual muscles; *origin*, mental spine of the mandible; *insertion*, lingual fascia beneath the mucous membrane, body of hyoid, and epiglottis; *nerve supply*, hypoglossal; *action*, elevates the hyoid bone, protrudes and retracts the tongue.

m. geniohyoidus; *origin*, mental spine of mandible; *insertion*, body of hyoid bone; *action*, draws hyoid forward, or depresses jaw when hyoid is fixed; *nerve supply*, fibers from 1st and 2d cervical accompanying hypoglossal.

m. glossopalatinus [BNA], *m. palatoglossus*; forms anterior pillar of fauces; *origin*, under surface of soft palate; *insertion*, side of tongue; *nerve supply*, pharyngeal plexus; *action*, raises back of tongue and narrows fauces.

m. glossopharyngeus, portion of *m. constrictor pharyngis superior* arising from the mucous membrane of the floor of the mouth.

m. gluteus maximus; *origin*, dorsum ilii above superior curved line, posterior surface of sacrum and coccyx, and great sacrosclatic ligament; *insertion*, iliotibial band of fascia lata and gluteal ridge of femur; *nerve supply*, inferior gluteal; *action*, extends thigh.

m. gluteus medius; *origin*, dorsum ilii between middle and superior curved lines; *insertion*, outer surface of great trochanter; *nerve supply*, superior gluteal; *action*, abducts and rotates thigh.

m. gluteus minimus; *origin*, dorsum ilii between middle and inferior curved lines; *insertion*, great trochanter of femur; *nerve supply*, superior gluteal; *action*, abducts thigh.

m. gluteus quartus, *m. scansorius*.

m. gracilis; *origin*, rami of pubis near symphysis; *insertion*, shaft of tibia below inner tuberosity; *nerve supply*, obturator; *action*, adducts thigh, flexes knee, rotates leg inward.

m. helix major, large muscle of the helix, a narrow band of muscular fibers on the anterior border of the helix arising from the spine and inserted at the point where the helix becomes transverse.

m. helix minor, smaller muscle of the helix, a band of oblique fibers covering the crus helix.

m. hyoglossus; *origin*, body and great cornu of hyoid bone; *insertion*, side of the tongue; *nerve supply*, hypoglossal; *action*, retracts and pulls down side of tongue.

m. hypopharyngeus, *m. constrictor pharyngis medius* [BNA].

m. iliacus; *origin*, margin of iliac fossa; *insertion*, tendon of psoas, anterior surface of lesser trochanter, and capsule of hip-joint; *nerve supply*, lumbar plexus; *action*, flexes thigh and rotates it inward.

m. iliacus minor, the external fibers of the *m. iliacus* inserted into the capsule of the hip-joint; they are sometimes distinctly separate from the rest of the muscle.

m. iliocapsularis, *m. iliacus minor*.

m. iliocostalis, the outer division of the *m. sacrospinalis*, having three subdivisions: i. lumborum (sacro-lumbalis), i. dorsi, and i. cervicis (cervicalis ascendens).

m. iliocostalis cervicis (iliocostalis of the neck) [BNA], *m. cervicalis ascendens*; *origin*, angle of middle and upper ribs; *insertion*, transverse processes of middle cervical vertebrae; *action*, extends cervical spine; *nerve supply*, branches of cervical.

m. iliocostalis dorsalis, origin, inner side of angles of 12th to 7th ribs; *insertion*, angles of 6th to 1st ribs and transverse processes of 7th cervical vertebra; *action*, keeps dorsal spine erect; *nerve supply*, branches of dorsal.

m. iliocostalis lumborum (iliocostal of the loins) [BNA], *m. sacrolumbalis*; origin, with sacrospinalis; *insertion* into the angles of 5th to 12th ribs; *action*, extends lumbar spine; *nerve supply*, branches of dorsal and lumbar.

m. iliopsoas, a compound muscle, consisting of the *iliacus*, *psoas major*, and *psoas minor*.

m. incisivus labii inferioris [BNA], inferior incisive bundle of origin of orbicularis oris.

m. incisivus labii superioris [BNA], superior incisive bundle of origin of orbicularis oris.

m. incisurae helicalis, muscle of the notch of the helix Santorini's muscle, *m. intertragicus*.

m. infracostalis, pl. *infracostales*, *m. subcostalis* [BNA].

m. infraspinaeus; origin, infraspinous fossa of scapula; *insertion*, middle facet of great tuberosity of humerus; *nerve supply*, suprascapular from 5th and 6th cervical; *action*, draws arm backward and rotates it outward.

m. intercostalis externus, pl. *intercostales externi*; each arises from lower border of one rib and passes obliquely downward and inward to be inserted into the upper border of rib below; *action*, expands chest; *nerve supply*, intercostal.

m. intercostalis internus, pl. *intercostales interni*; each arises from lower border of rib and passes obliquely downward and outward to be inserted into upper border of rib below; *action*, expands chest; *nerve supply*, intercostal.

m. interosseus dorsalis manus (pl. *interossei dorsales*), four in number; origin, sides of metacarpal bones; *insertion*, 1st phalanges, 1st on radial side of index, 2d on radial side of middle finger, 3d on ulnar side of same finger, 4th on ulnar side of ring finger; *nerve supply*, ulnar; *action*, abducts index, abducts or adducts middle finger, adducts ring finger.

m. interosseus dorsalis pedis (pl. *interossei dorsales*), four muscles; origin, by two heads each from the shafts of the adjacent metatarsal bones; *insertion*, 1st into tibial, 2d into fibular side of 1st phalanx of 2d toe, 3d and 4th into fibular side of 1st phalanx of 3d and 4th toes; *nerve supply*, external plantar; *action*, 1st adducts 2d toe; 2d, 3d, and 4th abduct 2d, 3d, and 4th toes.

m. interosseus palmaris (pl. *interossei palmares*), *m. interosseus volaris* [BNA].

m. interosseus plantaris (pl. *interossei plantares*), three muscles; origin, the tibial side of the 3d, 4th, and 5th metatarsal bones; *insertion*, corresponding side of 1st phalanx of the same toes; *nerve supply*, external plantar; *action*, adducts three outer toes.

m. interosseus volaris (pl. *interossei volares*) [BNA], *m. interosseus palmaris*, three in number; origin, 1st from ulnar side of 2d metacarpal, 2d and 3d from radial sides of 4th and 5th metacarpals; *insertion*, 1st into ulnar side of index, 2d and 3d into radial sides of ring and little fingers; *nerve supply*, ulnar; *action*, adducts index finger, abducts ring and little fingers.

m. interspinalis (pl. *interspinales*) one of a series of short muscles developed chiefly in the cervical region; origin, spine of one vertebra; *insertion*, spine of vertebra above; *action*, support and extend vertebral column, especially the neck; *nerve supply*, posterior branches of spinal.

m. intertransversarius (pl. *intertransversarii*) [BNA], *m. intertransversalis*, one of four sets of short muscles; in the neck the *anteriores* and *posteriores* run between the anterior and the posterior tubercles, respectively, of the transverse processes of contiguous vertebrae; in the lumbar region the *laterales* run between the transverse processes, the *mediales* between the accessory and mammillary processes; *action*, support and flex vertebral column laterally; *nerve supply*, posterior branches of the spinal.

m. ischioavernosus [BNA], *m. erector penis* (or clitoridis); origin, tuberosity of ischium and great sacrospinous ligament; *insertion*, corpus cavernosum

penis (or clitoridis); *nerve supply*, perineal, *ana.*, maintains the penis, or clitoris, erect.

m. ischiococcygeus, *m. coccygeus* [BNA].

m. keratopharyngeus, *m. ceratopharyngeus* [BNA], *m. laryngopharyngeus*, *m. constrictor pharyngis inferior* [BNA].

m. latissimus colli [L. broadest of the neck], *m. platysma* [BNA].

m. latissimus dorsalis (broadest of the back); *origo*, spinous processes of lower 5 or 6 thoracic and the last rib, median ridge of sacrum, and outer tip of iliac crest; *insertion*, with *teres major* into posterior of bicipital groove of humerus; *action*, adducts and rotates it inward, and carries it backward; *nerve supply*, thoracodorsal from brachial plexus.

m. levator alae nasae, portion of *caput ephraem quadrati labii superioris* [BNA], alar insertion of levator labii superioris *alaeque nasi*.

m. levator anguli oris, *m. caninus* [BNA].

m. levator anguli scapulae (raiser of the angle of the shoulder-blade), *m. levator scapulae* [BNA].

m. levator ani; origin, back of pubis, *pelvis fem.*, spine of ischium; *insertion*, central point of *perineum*, external sphincter ani, sides of the lower part of the sacrum and of coccyx; *nerve supply*, pudic and 3d and 4th sacral; *action*, chiefly draws the anus toward defecation, also aids in the support of the *pelvis* floor.

m. levator costarum, pl. *levator costarum*; the *levatores costarum breves* arise from the transverse processes of last cervical and eleven thoracic vertebrae and are inserted into rib next below, between angle and tubercle; the *levatores costarum longi* are inserted into the second rib below their origin; *action*, same *etc.* *nerve supply*, intercostal.

m. levator glandulae thyroideae (elevator of the thyroid gland), a fasciculus occasionally passing from the thyrohyoid muscle to the *isthmus* of the thyroid gland.

m. levator labii inferioris (elevator of the lower lip), *m. mentalis* [BNA].

m. levator labii superioris (elevator of the upper lip), *caput infraorbitale quadrati labii superioris* [BNA], origin, maxilla below infraorbital foramen; *insertion*, orbicularis oris of upper lip; *action*, exposed a name; *nerve supply*, facial.

m. levator labii superioris alaeque nasae (elevator of the upper lip and wing of the nose), *caput ephraem quadrati labii superioris* [BNA]; origin, root of nose, process of maxilla; *insertion*, ala of nose and orbicularis oris of upper lip; *action*, expressed by same; *nerve supply*, facial.

m. levator menti (elevator of the chin), *m. mentalis* [BNA].

m. levator palati, *m. levator veli palatini*.

m. levator palpebrae superioris; origin, under surface of the lesser wing of the sphenoid, above and anterior to the optic foramen; *insertion*, upper margin of the tarsal plate of the upper eyelid; *nerve supply*, oculomotorius; *action*, raises the upper eyelid.

m. levator scapulae (raiser of the shoulder-blade) [BNA], *m. levator anguli scapulae*; origin from posterior tubercles of transverse processes of four upper cervical vertebrae, *insertion* into superior angle of scapula; *action*, raises the posterior angle of the scapula; *nerve supply*, dorsal scapular from brachial plexus.

m. levator veli palatini [BNA], *m. levator palati*, origin, apex of petrous portion of temporal bone and lower part of cartilaginous Eustachian tube; *insertion*, aponeurosis of soft palate; *nerve supply*, pharyngeal plexus; *action*, raises soft palate.

m. longissimus capitis (longest of the head) [BNA], *m. trachelomastoideus*, *m. transversalis capitis*, *m. complexus minor*; origin, from transverse processes of upper thoracic and transverse and articular processes of lower and middle cervical vertebrae; *insertion*, *transversus* into mastoid process; *action*, keeps head erect, drawn backward or to one side; *nerve supply*, branches of cervical.

m. longissimus cervicis (longest of the neck) [BNA], *m. transversalis colli* or *cervicis*, continuation of *m. longissimus dorsi*; origin, transverse processes of lower thoracic vertebrae; *insertion*, transverse processes of middle and upper cervical vertebrae; *action*, *etc.*

cervical spine; *nerve supply*, branches of lower cervical and upper dorsal.

m. longissimus dorsalis (longest of the back); *origin* with iliocostalis and from transverse processes of lower thoracic vertebrae; *insertion* by outer slips into most or all of the ribs between angles and tubercles and into tips of transverse processes of upper lumbar vertebrae, and by inner slips into accessory processes of upper lumbar and transverse processes of thoracic vertebrae; *action*, extends spinal column; *nerve supply*, dorsal and lumbar.

m. longissimus inferior [BNA], inferior lingual; an intrinsic muscle of the tongue, cylindrical in shape, occupying the under part on either side.

m. longissimus superior [BNA], superficial lingual; an intrinsic muscle of the tongue, running from base to tip on the dorsum just beneath the mucous membrane.

m. longus capitis (long of the head) [BNA], **m. rectus capitis anterior major**; *origin*, anterior tubercles of transverse processes of 3d to 6th cervical vertebrae; *insertion*, basilar process of occipital bone; *action*, twists or bends neck forward; *nerve supply*, cervical plexus.

m. longus colli (long of the neck); *vertical portion* arises from the bodies of the 3d thoracic to the 5th cervical vertebrae and is inserted into the bodies of the 3d to 4th cervical vertebrae; *upper oblique portion* arises from the anterior tubercles of the transverse processes of the 3d to 5th cervical vertebrae and is inserted into the anterior tubercle of the atlas; the *lower oblique portion* arises from the bodies of the 1st to 3d thoracic vertebrae and is inserted into the anterior tubercles of the transverse processes of the 5th and 6th cervical vertebrae; *action*, twists and bends neck forward; *nerve supply*, anterior branches of cervical.

m. lumbricalis manus (pl. *lumbricales manus*), four in number; *origin*, the two outer, or radial, from the radial side of the tendons of the flexor digitorum profundus going to the index and middle fingers, the two inner, or ulnar, from the adjacent sides of the 2d and 3d, and 3d and 4th tendons; *insertion*, radial side of 1st phalanx and extensor tendon on dorsum of each of the four fingers; *nerve supply*, the two radial by the median, the two ulnar by the ulnar; *action*, flex the 1st and extend the 2d and 3d phalanges.

m. lumbricalis pedis (pl. *lumbricales pedis*), four muscles; *origin*, 1st from tibial side of tendon to 2d toe of flexor digitorum longus, 2d, 3d, and 4th from adjacent sides of all four tendons of this muscle; *insertion*, bases of 1st phalanx of the four outer toes in the same way as the lumbricales of the hand; *nerve supply*, external and internal plantar; *action*, flex the 1st and extend the 2d and 3d phalanges.

m. masseter (chewer); *origin*, inner surface and anterior two-thirds of lower border of zygoma; *insertion*, outer surface of ramus and coronoid process of mandible; *action*, closes jaw; *nerve supply*, branch of third division of trigemini.

m. mentalis (chin muscle), **m. levator labii inferioris**, **m. menti**; *origin*, incisor fossa of mandible; *insertion*, skin of chin; *action*, raises and wrinkles skin of chin and pushes up lower lip; *nerve supply*, facial.

m. multifidus (much divided) [BNA], **m. multifidus spine**; *origin* from the sacrum, sacrospinous ligament, mammillary processes of the lumbar vertebrae, transverse processes of thoracic vertebrae, and articular processes of last four cervical vertebrae; *insertion* into the spines of all the vertebrae up to and including the axis; *action*, rotates vertebral column; *nerve supply*, posterior divisions of spinal.

m. mylohyoidaeus; *origin*, mylohyoid line of mandible; *insertion*, upper border of hyoid bone and raphe separating muscle from its fellow; *action*, elevates floor of mouth and the tongue, depresses jaw when hyoid is fixed; *nerve supply*, mylohyoid from third division of trigemini.

m. mylopharyngeus, portion of **m. constrictor pharyngis superior** arising from the mylohyoid ridge of the mandible.

m. nasalis [BNA], consists of two portions: *pars transversa*, compressor narium, and *pars alaris*, depressor alae nasi.

m. obliquus auricularis, oblique muscle of the auricle,

a band of sparse muscular fibers on the eminentia conchae running across the groove corresponding to the crus anthellic inferior.

m. obliquus auricularis, oblique muscle of the auricle, a thin band of oblique muscular fibers extending from the upper part of the eminentia conchae to the convexity of the helix.

m. obliquus capitis inferior (inferior oblique of the head); *origin*, spine of axis; *insertion*, transverse process of the atlas; *action*, rotates head; *nerve supply*, suboccipital.

m. obliquus capitis superior (superior oblique of the head); *origin*, transverse process of atlas; *insertion*, outer third of inferior curved line of occipital bone; *action*, rotates head; *nerve supply*, suboccipital.

m. obliquus externus abdominis; *origin*, 5th to 12th ribs; *insertion*, anterior half of outer lip of iliac crest, Poupart's ligament, and anterior layer of the sheath of the rectus; *action*, diminishes capacity of abdomen, draws thorax downward; *nerve supply*, lower thoracic.

m. obliquus inferior; *origin*, orbital plate of maxilla external to the lacrymal groove; *insertion*, outer part of sclerotic between the superior and external recti; *nerve supply*, oculomotorius; *action*, rotates the eyeball on its anteroposterior axis.

m. obliquus internus abdominis; *origin*, outer half of Poupart's ligament, anterior half of crest of ilium, and lumbar fascia; *insertion*, 10th to 12th ribs and sheath of rectus, some of the fibers from Poupart's ligament terminate in the falk inguinalis; *action*, diminishes capacity of abdomen, bends thorax forward; *nerve supply*, lower thoracic.

m. obliquus superior; *origin*, above the inner margin of the optic foramen; *insertion*, by a tendon passing through the trochlea, or pulley, and then reflected backward, downward, and outward to the sclerotic between the superior and external recti; *nerve supply*, trochlear nerve; *action*, rotates eyeball on its anteroposterior axis.

m. obturator externus; *origin*, lower half of margin of foramen and adjacent part of external surface of obturator membrane; *insertion*, digital fossa of great trochanter; *nerve supply*, obturator; *action*, rotates thigh outward.

m. obturator internus; *origin*, obturator membrane and margin of foramen; *insertion*, inner surface of great trochanter; *nerve supply*, sacral plexus; *action*, rotates thigh outward.

m. occipitalis, posterior portion of the epicranium; *origin*, linea nuchae suprema of occipital bone; *insertion*, galea aponeurotica; *action*, pulls scalp backward; *nerve supply*, facial.

m. occipitofrontalis, **m. epicranium** [BNA].

m. omohyoidaeus, formed of two bellies attached to intermediate tendon; *origin* by inferior belly from upper border of scapula between inner angle and notch; *insertion* by superior belly into hyoid bone; *action*, depresses hyoid; *nerve supply*, upper cervical through ansa hypoglossi.

opponens digiti quinti [BNA], **m. opponens minimi digiti**; *origin*, hamulus of unciform (hamate) bone; *insertion*, inner margin of 5th metacarpal bone; *nerve supply*, ulnar; *action*, draws ulnar side of hand toward center of palm.

m. opponens minimi digiti, **m. opponens digiti quinti** [BNA].

m. opponens pollicis [BNA], **m. flexor ossis metacarpi pollicis**; *origin*, ridge of trapezium (os multangulum majus) and annular ligament; *insertion*, anterior surface of 1st metacarpal bone; *nerve supply*, median; *action*, opposes thumb to other fingers.

m. orbicularis oculi (orbicular of the eye) [BNA], **m. orbicularis palpebrarum**; consists of three portions: (a) *pars orbitalis*, or external portion, arises from frontal process of maxilla and adjacent portion of frontal bone, encircles aperture of orbit, and is inserted near origin; (b) *pars palpebralis*, or internal portion, arises from inner canthus, passes through each eyelid, and is inserted into outer canthus; (c) *pars lacrimalis*, tensor tarsi or Horner's muscle, arises from posterior lacrymal ridge of lacrymal bone and passes across lacrymal sac to join palpebral portion; *action*, closes eye, wrinkles forehead vertically, compresses lacrymal sac; *nerve supply*, facial.

m. orbicularis oris (orbicular of the mouth) [BNA], **m. sphincter oris**; *origin*, by nasolabial band from septum of the nose, by superior incisive bundle from incisor fossa of maxilla, by inferior incisive bundle from lower jaw each side of symphysis; fibers surround mouth between skin and mucous membrane of lips and cheeks, and are blended with other muscles; *action*, closes lips; *nerve supply*, facial.

m. orbicularis palpebrarum (orbicular of the eyelids), **orbicularis oculi** [BNA].

m. orbita'lis, Müller's muscle, a rudimentary non-striated muscle, crossing the infraorbital groove and phenomaxillary fissure, intimately united with the periosteum of the orbit.

m. orbitopalpebra'lis, **m. levator palpebrae superioris**.

m. palatoglossus, **m. glossopalatinus** [BNA].

m. palatopharyngeus, **m. pharyngopalatinus** [BNA].

m. pal'atopalpingus, **m. tensor veli palatini** [BNA].

m. palma'ris bre'vis; *origin*, ulnar side of central portion of the palmar aponeurosis; *insertion*, skin of ulnar side of hand; *nerve supply*, ulnar; *action*, wrinkles skin on inner side of hand.

m. palma'ris lon'gus; *origin*, internal condyle of humerus; *insertion*, anterior annular ligament of wrist and palmar fascia; *nerve supply*, median; *action*, makes palmar fascia tense and flexes forearm; is occasionally absent.

m. pilla'ris, one of the group of columnæ (trabeculae) carnae which terminate in the chordæ tendineae of the heart.

m. pectina'tus, one of a number of muscular columns projecting from the inner walls of the auricles (auricular appendages) of the heart.

m. pectine'us; *origin*, crest of pubis; *insertion*, pectineal line of femur; *nerve supply*, obturator and femoral; *action*, adducts thigh and assists in flexion.

m. pectora'lis ma'jor; *origin*, by *pars clavicularis* from inner half of clavicle, by *pars sternocostalis* from anterior surface of manubrium and body of sternum and cartilages of 1st to 6th ribs, by *pars abdominalis* from aponeurosis of rectus abdominis or obliquus externus; *insertion*, anterior bicipital ridge of humerus; *action*, adducts and rotates arm; *nerve supply*, anterior thoracic.

m. pectora'lis mi'nor, *origin*, 3rd to 5th ribs at the costochondral articulations; *insertion*, tip of coracoid process of scapula; *action*, draws down scapula or raises ribs; *nerve supply*, anterior thoracic.

m. perone'ocalca'neus, an occasional muscle arising from the shaft of the fibula and inserted into the os calcis.

m. perone'us bre'vis; *origin*, lower two-thirds of outer surface of fibula; *insertion*, base of 5th metatarsal bone; *nerve supply*, peroneal; *action*, abducts foot.

m. perone'us lon'gus; *origin*, upper two-thirds of outer surface of fibula and external condyle of tibia; *insertion*, by tendon passing behind external malleolus and across sole of foot to internal cuneiform and base of first metatarsal; *nerve supply*, peroneal; *action*, abducts and pronates foot.

m. perone'us ter'tius, *origin*, in common with extensor digitorum longus; *insertion*, dorsum of base of 5th metatarsal bone; *nerve supply*, deep branch of peroneal; *action*, assists in dorsal flexion of foot.

m. petropharyngeus, an occasional accessory levator muscle of the pharynx, arising from the under surface of the petrous portion of the temporal bone and inserted into the pharynx.

m. petrosalpin'gostaphyl'us, **m. levator veli palatini** [BNA].

m. petrostaphyl'us, **m. levator veli palatini**.

m. pharyngopalati'us [BNA], **m. palatopharyngeus**; forms the posterior pillar of the fauces; *origin*, soft palate; *insertion*, posterior border of thyroid cartilage and aponeurosis of pharynx; *nerve supply*, pharyngeal plexus; *action*, narrows fauces and shuts off nasopharynx.

m. pirifor'mis; *origin*, margins of anterior sacral foramina and great sacrosciatic notch of ilium; *insertion*, upper border of great trochanter; *nerve supply*, sciatic plexus; *action*, rotates thigh outward.

m. planta'ris; *origin*, external supracondylar ridge (external epicondyle) of femur; *insertion*, inner margin of tendo Achillis and internal annular ligament of

ankle; *nerve supply*, tibial; *action*, extends foot (plantar flexion).

m. platys'ma (flat) [BNA], **m. platysma myoides** r. tetragonus; *origin*, clavicle and fascia covering pectoralis major and deltoid at level of 1st or 2d rib; *insertion*, lower border of mandible, risorius, and platysma of opposite side; *action*, depresses jaw and covers wrinkles skin of neck and upper part of chest; *nerve supply*, cervical branch of facial.

m. pleuroesophage'us, muscular fasciculi, arising from the mediastinal pleura, which reinforce the musculature of the esophagus.

m. poplite'us; *origin*, externale condyle (epicondylus) of femur; *insertion*, posterior surface of tibia above oblique line; *nerve supply*, tibial; *action*, flexes leg and rotates it inward.

m. poplite'us mi'nor; *origin*, popliteal space of femur; *insertion*, posterior ligament of knee-joint; *nerve supply*, tibial; *action*, raises posterior ligament during flexion of knee.

m. proce'rus (prolonged) [BNA], **m. pyramidalis nasi**; *origin* from membrane covering bridge of nose; *insertion* into frontalis; *action*, assists frontalis; *nerve supply*, branch of facial.

m. pronat'or pe'dis, **m. flexor accessorius digitorum pedis**, **m. quadratus plantæ** [BNA].

m. pronat'or quadra'tus; *origin*, lower fourth of anterior surface of ulna; *insertion*, lower fourth of anterior surface of radius; *nerve supply*, volar interosseous action, pronates forearm.

m. pronat'or te'res [BNA], **m. pronator radii ter'is**; *origin*, superficial head (caput humerale) from the internal condyle of the humerus, deep head (caput ulnare) from the inner side of the coronoid process of the ulna; *insertion*, middle of the outer surface of the radius; *nerve supply*, median; *action*, pronates forearm.

m. prosta'ticus, the muscular tissue of the prostate; involuntary in character.

m. pso'as ma'jor [BNA] or **magnus**; *origin*, bodies of vertebrae and intervertebral discs from the 12th thoracic to the 5th lumbar, and transverse processes of the lumbar vertebrae; *insertion*, lesser trochanter of femur; *nerve supply*, lumbar plexus; *action*, flexes thigh and rotates it slightly inward.

m. pso'as mi'nor [BNA] or **pars**, an **accessorius** muscle, absent in about 40 per cent.; *origin*, bodies of 12th thoracic and 1st lumbar vertebrae and disc between them; *insertion*, iliopectineal line and eminence on iliac fascia; *nerve supply*, lumbar plexus; *action*, makes iliac fascia tense.

m. pterygoide'us externus; *origin*, one inferior and larger head from outer plate of pterygoid, pyramidal process of palate bone, tuberosity of maxilla; the other superior and smaller head from the under surface of the great wing of the sphenoid; *insertion* into pterygoid fossa of head of mandible and interarticular foramen; *action*, brings jaw forward; *nerve supply*, external pterygoid from third division of trigeminal.

m. pterygoide'us inter'nus; *origin*, pterygoid from 1st sphenoid and tuberosity of maxilla; *insertion*, on surface of lower jaw between angle and mylohyoid groove; *action*, raises mandible, closing jaw; *nerve supply*, internal pterygoid from third division of trigeminal.

m. pterygopharynge'us, portion of constrictor pharyngis superior arising from the internal pterygoid plate.

m. pubococcyge'us, **pubococcygeal muscle**, fibers of the m. levator ani, arising from the posterior surface of the inferior ramus of the pubis.

m. pubovesica'lis, the external longitudinal muscle, directed muscular fibers of the bladder, attached to the lower part of the back of the symphysis pubis.

m. pyramida'lis; *origin*, crest of pubis; *insertion*, lower portion of linea alba; *action*, makes linea alba tense; *nerve supply*, last thoracic.

m. pyramida'lis auric'ulae, pyramidal muscle of the auricle, Jung's muscle; an occasional prolongation of the fibers of the m. tragus to the spine helix.

m. pyramida'lis na'si (pyramidal of the nose), **m. procerus** [BNA].

m. pyriform'is, **m. piriformis**.

m. quadra'tus fem'oris; *origin*, outer border and tuberosity of ischium; *insertion*, lesser trochanter of

ridge; *nerve supply*, sciatic; *action*, rotates thigh outward.

m. quadra'tus la'bi'i inferior'is [BNA], m. depressor labii inferioris; *origin*, anterior portion of lower border of mandible; *insertion*, orbicularis oris and skin of lower lip; *action*, depresses lower lip; *nerve supply*, facial.

m. quadra'tus la'bi'i superior'is [BNA], composed of three heads usually described as three muscles: *caput angulare*, levator labii superioris alaeque nasi; *caput infraorbitale*, levator labii superioris; *caput zygomaticum*, zygomaticus minor.

m. quadra'tus lumbor'um; *origin*, iliac crest, ilio-lumbar ligament, and transverse processes of lower lumbar vertebrae; *insertion*, 12th rib and transverse processes of upper lumbar vertebrae; *action*, flexes trunk laterally; *nerve supply*, upper lumbar.

m. quadra'tus men'ti, m. quadratus labii inferioris [BNA].

m. quadra'tus plan'tis [BNA], m. flexor accessorius digitorum; *origin*, by two heads from the outer and inner borders of the inferior surface of the os calcis (calcaneus); *insertion*, tendons of flexor digitorum longus; *nerve supply*, external plantar; *action*, assists long flexor.

m. quad'riceps fem'oris [BNA], m. quadriceps extensor femoris; *origin*, by four heads—rectus femoris, vastus lateralis, vastus intermedius, and vastus medialis; *insertion*, patella, and thence by ligamentum patellae to tuberosity of tibia; *nerve supply*, femoral (anterior crural); *action*, extends leg.

m. radia'lis exter'nus bre'vis, m. extensor carpi radialis brevis [BNA].

m. radia'lis exter'nus lon'gus, m. extensor carpi radialis longus [BNA].

m. radia'lis inter'nus, m. flexor carpi radialis [BNA].

m. radiocar'pus, m. flexor carpi radialis [BNA].

m. rectococcy'ge'us; a band of muscular fibers arising from the anterior surface of 2d or 3d coccygeal segment and passing to the posterior surface of rectum.

m. rectouter'i'na, a band of fibrous tissue and unstriated muscle-fibers passing between the cervix uteri and the rectum in the fold of Douglas, plica rectouterina, on either side.

m. rectovesica'lis, fibers (present only in the male) connecting the longitudinal musculature of the rectum with the external muscular coat of the bladder.

m. rec'tus abdom'inis, *origin*, crest and symphysis of the pubis; *insertion*, xiphoid process and 5th to 7th costal cartilages; *action*, diminishes capacity of abdomen, draws thorax downward; *nerve supply*, branches of lower thoracic.

m. rec'tus cap'itis ante'rior (anterior straight of the head) [BNA], rectus capitis anticus minor; *origin*, base of atlas; *insertion*, basilar process of occipital bone; *action*, turns and inclines head forward; *nerve supply*, 1st and 2d cervical.

m. rec'tus cap'itis anti'cus ma'ior (larger anterior straight of the head), m. longus capitis [BNA].

m. rec'tus cap'itis anti'cus mi'nor (lesser anterior straight of the head), m. rectus capitis anterior [BNA].

m. rec'tus cap'itis latera'lis (lateral straight of the head), *origin*, transverse process of atlas; *insertion*, jugular process of occipital bone; *action*, inclines head to one side; *nerve supply*, suboccipital.

m. rec'tus cap'itis poste'rior ma'ior (larger posterior straight of the head) [BNA], m. rectus capitis posticus major; *origin*, spine of axis; *insertion*, middle of inferior curved line of occipital bone; *action*, rotates and draws head backward; *nerve supply*, posterior branch of 1st cervical (suboccipital).

m. rec'tus cap'itis poste'rior mi'nor (lesser posterior straight of the head) [BNA], m. rectus capitis posticus minor; *origin* from posterior tubercle of atlas; *insertion* into inner third of inferior curved line of occipital bone; *action*, rotates head and draws it backward; *nerve supply*, suboccipital.

m. rec'tus exter'nus, m. rectus lateralis [BNA].

m. rec'tus fem'oris; *origin*, anterior inferior spine of ilium and upper margin of acetabulum; *insertion*, common tendon of quadriceps femoris.

m. rec'tus infe'rior; *origin*, by a common tendon with the rectus medialis, the annulus tendineus communis or ligament of Zinn, from the lower and inner

margin of the optic foramen; *insertion*, sclerotic coat of the eye; *nerve supply*, oculomotorius; *action*, moves eyeball downward.

m. rec'tus inter'nus, m. rectus medialis [BNA].

m. rec'tus latera'lis [BNA], m. rectus externus; *origin*, by two heads from the outer margin of the optic foramen and from the lower margin of the sphenoidal fissure and the ligament of Zinn; *insertion*, sclerotic; *nerve supply*, abducens; *action*, turns eyeball outward.

m. rec'tus media'lis [BNA], m. rectus internus; *origin*, by a common tendon with the rectus inferior, the annulus tendineus communis or ligament of Zinn, from the lower and inner margin of the optic foramen; *insertion*, sclerotic coat of the eye; *nerve supply*, oculomotorius; *action*, moves eyeball inward.

m. rec'tus supe'rior; *origin*, upper margin of the optic foramen and fibrous sheath of the optic nerve; *insertion*, sclerotic coat of the eye; *nerve supply*, oculomotorius; *action*, moves the eyeball upward.

m. rec'tus thora'cis, an occasional muscle lying beneath the sternalis; seemingly a continuation of the rectus abdominis.

m. re'trahens au'rem or auric'ulam (dragging back the auricle), m. auricularis posterior [BNA].

m. rhomboide'us, an occasional muscle arising with the rhomboidei major and minor from the cervical and thoracic vertebrae and inserted into the atlas.

m. rhomboid'eus ma'ior (greater rhomboid); *origin* spinous processes and corresponding supraspinous ligaments of first four thoracic vertebrae; *insertion*, vertebral border of scapula below spine; *action*, draws scapula toward vertebral column; *nerve supply*, dorsal scapular from brachial plexus.

m. rhomboid'eus mi'nor (lesser rhomboid); *origin*, spinous processes of 6th and 7th cervical vertebrae; *insertion*, vertebral margin of scapula above spine; *action*, draws scapula toward vertebral column and slightly upward; *nerve supply*, dorsal scapular from brachial plexus.

m. rhombo-occipita'lis, m. occipitoscapularis.

m. ris'orius (smiling), *origin*, from platysma and fascia of masseter; *insertion*, orbicularis oris and skin at corner of mouth; *action*, draws out angle of mouth; *nerve supply*, facial.

m. rota'tor sp'inae, one of a number of short muscles chiefly developed in the thoracic region. They are of two sets, *rotato'res bre'ves* (short rotators) and *rotato'res lon'gi* (long rotators); the former arise from the transverse process of one vertebra and are inserted into the root of the spinous process of the vertebra above; the latter are inserted into the second or third vertebra above their origin; *action*, rotate the vertebral column; *nerve supply*, posterior branches of the spinal.

m. sacrococcy'ge'us ante'rior, an inconstant muscle on the anterior surfaces of the sacrum and coccyx, the remains of a portion of the caudal musculature of lower animals.

m. sacrococcy'ge'us poste'rior, an inconstant and poorly developed muscle on the posterior surfaces of the sacrum and coccyx, the remains of a portion of the caudal musculature of lower animals.

m. sacrococcy'ge'us post'icus, m. extensor coccygis.

m. sacrolumba'lis, m. iliocostalis lumborum [BNA.]

m. sacrospina'lis [BNA], m. erector spinae; *origin*, from dorsal surface of sacrum, spines of lumbar vertebrae, and crest of ilium; then divides into iliocostalis and longissimus dorsi muscles; *action*, extends spinal column; *nerve supply*, posterior branches of spinal nerves.

m. salpingopharynge'us, fibers of the pharyngopalatinus arising from the cartilaginous end of the Eustachian tube.

m. sart'orius; *origin*, anterior superior spine of ilium; *insertion*, inner border of tuberosity of tibia; *nerve supply*, femoral; *action*, flexes thigh and leg, rotates leg inward and thigh outward.

m. scale'nus ante'rior [BNA], m. scalenus anticus; *origin*, anterior tubercles of transverse processes of 3d to 6th cervical vertebrae; *insertion*, scalene tubercle of 1st rib; *action*, raises 1st rib; *nerve supply*, cervical plexus.

m. scale'nus me'dius; *origin*, posterior tubercles of transverse processes of 2d to 6th cervical vertebrae; *insertion*, 1st rib to outer side of scalenus anterior; *action*, raises 1st rib; *nerve supply*, cervical plexus.

m. scale'nus min'imus, an occasional independent muscular fasciculus between the scalenus anterior and medius, and having the same action and innervation as they.

m. scale'nus poste'rior [BNA], *m. scalenus posticus*; *origin*, posterior tubercles of transverse processes of 4th to 6th cervical vertebrae; *insertion*, outer side of upper border of 2d rib; *action*, elevates 2d rib; *nerve supply*, cervical and brachial plexus.

m. scans'o'rius [L. climbing muscle], *m. accessorius gluteus minimus*, *m. gluteus quartus*, anterior fibers of the gluteus minimus (according to some anatomists the piriformis) which are sometimes distinct from the main portion of the muscle.

m. semimembra'nosus; *origin*, tuberosity of ischium; *insertion*, inner tuberosity of tibia and by membrane to internal lateral ligament of knee-joint, popliteal fascia, and external condyle of femur; *nerve supply*, tibial; *action*, flexes leg and rotates it inward and makes capsular ligament of knee-joint tense.

m. semispina'lis cap'itis (semispinal of the head) [BNA], *m. complexus*; *origin*, transverse processes of five or six upper thoracic and four lower cervical vertebrae; *insertion*, occipital bone between superior and inferior curved lines; *action*, rotates head and draws it backward; *nerve supply*, suboccipital, great occipital, and branches of cervical.

m. semispina'lis cervic'is (semispinal of the neck) [BNA], *m. semispinalis colli*, continuous with semispinalis dorsi; *origin*, transverse processes of 2d to 5th cervical vertebrae; *insertion*, spines of axis and 3d to 5th cervical vertebrae; *action*, extends cervical spine; *nerve supply*, branches of cervical.

m. semispina'lis col'li, *m. semispinalis cervicis* [BNA].

m. semispina'lis dor'si (semispinal of the back); *origin*, transverse processes of 5th to 11th thoracic vertebrae; *insertion*, spines of first four thoracic and 6th and 7th cervical vertebrae; *action*, extends vertebral column; *nerve supply*, branches of cervical.

m. semitendino'sus; *origin*, ischial tuberosity; *insertion*, side of shaft of tibia below internal tuberosity; *nerve supply*, tibial; *action*, flexes leg and rotates it inward.

m. serra'tus ante'rior [BNA], *m. serratus magnus*; *origin*, from center of external aspect of first 8 or 9 ribs; *insertion*, superior and inferior angles and intervening vertebral border of scapula; *action*, moves scapula variously, elevates ribs; *nerve supply*, long thoracic from brachial plexus.

m. serra'tus mag'nus, *m. serratus anterior* [BNA].

m. serra'tus poste'rior infe'rior (inferior posterior serrated); *origin*, with latissimus dorsi, from spines of two lower thoracic and two upper lumbar vertebrae; *insertion*, into lower borders of last four ribs; *action*, draws lower ribs backward and downward; *nerve supply*, 9th to 12th intercostal.

m. serra'tus poste'rior supe'rior (superior posterior serrated); *origin*, from spines of two lower cervical and two upper thoracic vertebrae; *insertion*, into outer side of angles of 2d to 5th ribs; *nerve supply*, 1st to 4th intercostals.

m. sol'eus [L. solea, sandal]; *origin*, posterior surface of head and upper third of shaft of fibula, oblique line and middle third of inner border of tibia, and a tendinous arch passing between tibia and fibula over the popliteal vessels; *insertion*, with gastrocnemius by tendo calcaneus (Achillis) into tuberosity of os calcis (calcaneus); *nerve supply*, tibial; *action*, produces plantar flexion of foot.

m. sphenoa'lingostaphyl'ius, *m. tensor veli palatini* [BNA].

m. sphinc'ter a'ni exte'rius, a fusiform ring of muscular fibers surrounding the anus, attached posteriorly to the coccyx and anteriorly to the central point of the perineum.

m. sphinc'ter a'ni inte'rius, a muscular ring, formed by an increase of the circular fibers of the rectum, situated at the upper end of the anal canal.

m. sphinc'ter o'ris, *m. orbicularis oris* [BNA].

m. sphinc'ter ure'thræ membra'nosus [BNA], *m. compressor urethrae*, *m. constrictor urethrae*; *origin*, ramus of pubis; *insertion*, with fellow in median raphe

behind and in front of urethra; *nerve supply*, pudic action, constricts membranous urethra.

m. sphinc'ter vagi'næ, *m. bulbocavernosus* [BNA].

m. sphinc'ter vesicæ, *annulus* urethrae*.

m. spina'lis cap'itis (spinal of the head), *inconstant*. *origin*, spines of upper thoracic and lower cervical vertebrae; forms spinal segment of semispinalis capitis and blends with latter.

m. spina'lis cervic'is (spinal of the neck) [BNA], *spinalis colli*, *inconstant* or rudimentary; *origin*, spines of 6th and 7th cervical; *insertion*, spines of axis and 2d cervical vertebra; *action*, extends cervical spine; *nerve supply*, branches of cervical.

m. spina'lis col'li, *m. spinalis cervicis* [BNA].

m. spina'lis dor'si (spinal of the back); *origin*, spines of upper lumbar and two lower thoracic vertebrae; *insertion*, spines of middle and upper thoracic vertebrae; *action*, supports and extends vertebral column; *nerve supply*, branches of dorsal.

m. spie'nus cap'itis (bandage of the head). *arises* from spines of last four cervical and first three thoracic vertebrae; *insertion*, into outer half of superior curved line of occipital and mastoid process; *action*, rotates head, the two together draw head backward; *nerve supply*, 2d to 8th cervical.

m. spie'nus cervic'is (bandage of the neck) [BNA], *spinalis colli*; *origin*, from spines of 3d to 5th (or 2d to 6th) cervical vertebrae; *insertion*, posterior tubercles of transverse processes of 1st and 2d (sometimes 3d) cervical vertebrae; *action*, rotates head, both together draw head backward; *nerve supply*, 2d to 8th cervical.

m. spie'nus col'li (bandage of the neck), *m. spinalis cervicis* [BNA].

m. stape'dius; *origin*, under surface of the pyramidal insertion, neck of the stapes; *action*, draws head of stapes backward.

m. staphyl'ius exte'rius, *m. tensor veli palatini*.

m. staphyl'ius inte'rius, *m. levator veli palatini*.

m. staphyl'ius me'dius, *m. uvulae*.

m. sterna'lis, an inconstant muscle, running parallel to the sternum across the costosternal origin of the pectoralis major, and usually connected with the sternocleidomastoid and rectus muscles as well as the pectoralis major.

m. sternoc'hondroscapula'ris, an occasional muscle arising from the manubrium sterni and first costal cartilage and passing outward and backward to be inserted into the upper border of the scapula.

m. sternoclavicula'ris, an occasional muscle, arising from the subclavius muscle, passing from the upper part of the sternum to the clavicle beneath the pectoralis major.

m. ster'nocleidomastoid'eus; *origin*, by two heads from anterior surface of manubrium sterni and sternal end of clavicle; *insertion*, mastoid process and outer half of superior curved line of occipital bone; *action*, turns head obliquely to opposite side; when acting together, the two pull head downward and forward; *nerve supply*, spinal accessory.

m. sternofascia'lis, an occasional muscular arch arising from the manubrium sterni and inserted into the fascia of the neck.

m. sternohyoid'eus; *origin*, posterior surface of manubrium sterni and 1st costal cartilage; *insertion*, body of hyoid bone; *action*, depresses hyoid bone; *nerve supply*, upper cervical through ansa hypoglossi.

m. sternothyroid'eus; *origin*, posterior surface of manubrium sterni and 1st or 2d costal cartilage; *insertion*, oblique line of thyroid cartilage; *action*, depresses larynx; *nerve supply*, upper cervical through the ansa hypoglossi.

m. styloarticula'ris, *styloauricular muscle*, an occasional small muscle extending from the root of the styloid process to the cartilage of the meatus.

m. stylogloss'eus; *origin*, lower end of styloid process; *insertion*, side and under surface of tongue; *nerve supply*, hypoglossal; *action*, retracts tongue.

m. stylohyoid'eus; *origin*, styloid process of temporal bone; *insertion*, hyoid bone by two slips on either side of attachment of digastric; *action*, fixes hyoid bone; *nerve supply*, facial.

m. stylohyarynge'us, that part of the *m. stylopharyngeus* which is inserted into the thyroid cartilage.

m. stylopharynge'us; *origin*, root of styloid process.

insertion, thyroid cartilage and wall of pharynx; *nerve supply*, glossopharyngeal; *action*, elevates pharynx.

m. subanconeus, an occasional muscle; *origin*, the lower end of the humerus; *insertion*, the posterior ligament of the elbow-joint; *nerve supply*, radial (musculoepiral); *action*, makes posterior ligament tense.

m. subclavius; *origin*, 1st costal cartilage; *insertion*, under surface of acromial end of clavicle; *action*, fixes clavicle or elevates 1st rib; *nerve supply*, subclavian from brachial plexus.

m. subcostalis, pl. *musculi subcostales* [BNA], m. *infra-costalis*; one of a number of inconstant muscles having the same direction as the intercostales interni, but usually passing over one or more ribs.

m. subcrureus, m. *articularis genu* [BNA].

m. subcutaneus colli, m. *platysma* [BNA].

m. subscapularis, *origin*, subscapular fossa; *insertion*, lesser tuberosity of humerus; *nerve supply*, upper and lower subscapular from 5th and 6th cervical; *action*, rotates arm inward.

m. supinator [BNA], m. *supinator radii brevis*; *origin*, external epicondyle of humerus and supinator ridge of ulna; *insertion*, anterior and outer surface of radius; *nerve supply*, radial (dorsal interosseous); *action*, supinates the forearm.

m. supinator longus, m. *brachioradialis* [BNA].

m. supraclavicularis, an anomalous muscular slip running from the upper edge of the manubrium sterni outward to about the middle of the upper surface of the clavicle.

m. supraspinatus, one of a number of muscular bands passing between the tips of the spinal processes of the cervical vertebrae.

m. supraspinatus; *origin*, supraspinous fossa of scapula; *insertion*, great tuberosity of humerus; *nerve supply*, suprascapular from 5th and 6th cervical; *action*, abducts arm.

m. suspensorius duodeni, suspensory muscle of the duodenum, muscle of Treitz; a broad flat band of unstriated muscle attached to the left crus of the diaphragm and continuous with the muscular coat of the duodenum at its junction with the jejunum.

m. tarsalis, slips from the m. *orbicularis oculi* inserted into the tarsal borders of the eyelids.

m. temporalis; *origin*, temporal fossa; *insertion*, anterior border of ramus and apex of coronoid process of mandible; *action*, closes jaw; *nerve supply*, deep temporal branches of third division of trigeminus.

m. tensor fasciae latae [BNA], m. *tensor fasciae latae*; *origin*, anterior superior spine and adjacent surface of dorsum of the ilium; *insertion*, iliotibial band of fascia lata; *nerve supply*, superior gluteal; *action*, makes fascia lata tense.

m. tensor palati, m. *tensor veli palatini* [BNA].

m. tensor tarsalis, Horner's muscle, *pars lacrimalis* of *orbicularis oculi* [BNA].

m. tensor tympani; *origin*, the cartilaginous part of the Eustachian tube and under surface of the petrous portion of the temporal bone; it passes through the canal just above the bony portion of the Eustachian tube, and is inserted into the handle of the malleus; *action*, draws the handle of the malleus inward and makes tense the drum membrane.

m. tensor vaginæ femoris, m. *tensor fasciae latae* [BNA].

m. tensor veli palatini [BNA], m. *tensor palati*, m. *spinosus-staphylinus*; *origin*, spine of sphenoid, scaphoid fossa of internal pterygoid process, and outer wall of cartilaginous Eustachian tube; *insertion*, posterior border of hard palate and aponeurosis of soft palate; *nerve supply*, otic ganglion; *action*, stretches the soft palate.

m. teres major; *origin*, lower third of dorsal aspect of axillary border of scapula; *insertion*, inner border of bicipital groove of humerus; *nerve supply*, lower subscapular from 5th and 6th cervical; *action*, adducts and extends arm and rotates it inward.

m. teres minor; *origin*, dorsal aspect of axillary border of scapula; *insertion*, lower facet of great tuberosity of humerus; *nerve supply*, circumflex from 5th and 6th cervical; *action*, adducts arm and rotates it outward.

m. tringus, m. *platysma* [BNA].

m. thyroarytenoidæus [BNA], m. *thyroarytenoidæus externus*; *origin*, inner surface of thyroid

cartilage; *insertion*, muscular process and outer surface of arytenoid; *nerve supply*, recurrent laryngeal; *action*, relaxes the vocal cords.

m. thyroarytenoidæus externus, m. *thyroarytenoidæus* [BNA].

m. thyroarytenoidæus internus, m. *vocalis* [BNA].

m. thyroepiglotticus, *thyroepiglottic* or *thyroepiglottidean* muscle; fibers of the thyroarytenoidæus curving upward to be inserted into the aryepiglottic fold and margin of epiglottis.

m. thyrohyoidæus; apparently a continuation of the sternothyroideus; *origin*, oblique line of thyroid cartilage; *insertion*, body of hyoid bone; *action*, approximates hyoid bone to the larynx; *nerve supply*, upper cervical through ansa hypoglossi.

m. thyropharyngeus, portion of the constrictor pharyngis inferior arising from the thyroid cartilage.

m. tibiales anterior [BNA], m. *tibialis anticus*; *origin*, upper two-thirds of outer surface of tibia, interosseous membrane, and intermuscular septum; *insertion*, internal cuneiform and base of first metatarsal; *nerve supply*, deep branches of peroneal; *action*, dorsal flexion and supination of foot.

m. tibiales gracilis, m. *plantaris*.

m. tibiales posterior [BNA], m. *tibialis posticus*; *origin*, shaft of fibula between interosseous border and oblique line, shaft of tibia between interosseous border and vertical line, and interosseous membrane; *insertion*, navicular, three cuneiform, cuboid, sustentaculum of os calcis, and 2d, 3d, and 4th metatarsal bones; *nerve supply*, tibial; *action*, produces plantar flexion and supination of foot.

m. tibiales secundus, an inconstant muscle, of small size, arising from the back of the tibia and inserted into the capsular ligament of the ankle-joint.

m. tibioaccessorius, m. *flexor accessorius digitorum pedis*.

m. tibiofascialis anterior or *anticus*, separate fibers of the tibialis anterior inserted into the fascia of the dorsum of the foot.

m. trachealis, the band of unstriated muscular fibers in the fibrous membrane connecting posteriorly the ends of the tracheal rings.

m. trachelomastoidæus, m. *longissimus capitis* [BNA].

m. tragus, muscle of the tragus, a band of vertical muscular fibers on the outer surface of the tragus of the ear.

m. transversalis abdominis, m. *transversus abdominis* [BNA].

m. transversalis capitis [BNA].

m. transversalis cervicis or *colli* (transverse of the neck), m. *longissimus cervicis* [BNA].

m. transversalis nasalis, m. *compressor narium*.

m. transversus abdominis [BNA], m. *transversalis abdominis*; *origin*, 7th to 12th costal cartilages, lumbar fascia, iliac crest, and Poupart's ligament; *insertion*, xiphoid cartilage and linea alba and, through falc inguinalis, spine and crest of pubis and iliopectineal line; *action*, compresses abdominal contents, bends thorax forward; *nerve supply*, lower thoracic.

m. transversus auriculæ, transverse muscle of the auricle, a band of sparse muscular fibers on the cranial surface of the auricle, extending from the eminentia conchæ to the eminentia scaphæ.

m. transversus linguae, an intrinsic muscle of the tongue, the fibers of which arise from the septum and radiate to the dorsum and sides.

m. transversus mentis (transverse of the chin), superficial fibers of the triangularis which turn back and cross to the opposite side.

m. transversus nuchæ (transverse of the nape of the neck), an occasional muscle passing between the tendons of the trapezius and sternocleidomastoid, possibly a fasciculus of the auricularis posterior.

m. transversus perinei profundus; *origin*, ascending, or inferior, ramus of ischium; *insertion*, with its fellow in a median raphe; *nerve supply*, pudic; *action*, assists compressor urethrae.

m. transversus perinei superficialis, an inconstant muscle; *origin*, ascending ramus of ischium; *insertion*, central point of perineum; *nerve supply*, pudic;

action, draws back and fixes the central point of the perineum.

m. transversus thoracis (transverse of the chest) [BNA], **m. triangularis sterni**; *origin*, back of xiphoid cartilage and lower portion of body of sternum; *insertion*, costal cartilages of 2d to 6th ribs; *action*, narrows chest; *nerve supply*, intercostal.

m. trapezius [BNA], **m. cucullaris**; *origin* from inner third of superior curved line of the occipital bone, external occipital protuberance, ligamentum nuchae, spines of 7th cervical and the thoracic vertebrae and corresponding supraspinous ligaments; *insertion* into outer third of posterior surface of clavicle, inner side of acromion process, and upper border and tuberosity at inner end of base of the spine of the scapula; *action*, draws head to one side or backward, rotates scapula; *nerve supply*, spinal accessory and cervical plexus.

m. triangulâris [BNA], **m. depressor anguli oris**; *origin*, lower border of lower jaw anteriorly; *insertion*, blends with other muscles in lower lip near angle of mouth; *action*, pulls down corners of mouth; *nerve supply*, facial.

m. triangulâris labii inferioris, **m. depressor anguli oris**, **m. triangularis** [BNA].

m. triangulâris labii superioris, **m. caninus** [BNA].

m. triangulâris sterni, **transversus thoracis** [BNA].

m. triceps brachii; *origin*, long or scapular head (caput longum) from axillary border of scapula below glenoid fossa, outer head (caput laterale) from outer and posterior surface of humerus below greater tubercle, inner head (caput mediale) from posterior surface of humerus below radial (musculospiral) groove; *insertion*, olecranon process of ulna; *nerve supply*, radial (musculospiral); *action*, extends forearm.

m. triceps surae, triceps of the calf, the gastrocnemius and soleus considered as one muscle.

m. triticeoglossus, Bochkalek's muscle, an occasional thin band of muscular fibers passing between the root of the tongue and the triticeum.

m. ulnaris extensus, **m. extensor carpi ulnaris** [BNA].

m. ulnaris internus, **m. flexor carpi ulnaris** [BNA].

m. uvulae [BNA], muscle of the uvula, **m. azygos uvulae**; *origin*, posterior nasal spine; *insertion*, forms chief bulk of the uvula; *nerve supply*, pharyngeal plexus; *action*, raises the uvula.

m. vastus extensus, **m. vastus lateralis** [BNA].

m. vastus intermedius [BNA], **m. crureus**; *origin*, upper three-fourths of anterior surface of shaft of femur; *insertion*, common tendon of quadriceps femoris.

m. vastus internus, **m. vastus medialis** [BNA].

m. vastus lateralis [BNA], **m. vastus externus**; *origin*, outer lip of linea aspera as far as great trochanter; *insertion*, common tendon of quadriceps femoris.

m. vastus medialis [BNA], **m. vastus internus**; *origin*, inner lip of linea aspera; *insertion*, common tendon of quadriceps femoris.

m. ventriculâris, fibers of the **m. thyroarytenoides** which pass into the false vocal cord.

m. verticâlis linguae, an intrinsic muscle of the tongue, consisting of fibers attached to the dorsal fascia and passing downward and outward to the sides.

m. vocalis [BNA], **m. thyroarytenoides internus**; *origin*, depression between the two alae of thyroid cartilage; *insertion*, vocal process of arytenoid; *nerve supply*, recurrent laryngeal; *action*, shortens and relaxes vocal cords.

m. zygomaticus [BNA], **m. zygomaticus major**; *origin*, malar bone in front of zygomatic suture; *insertion*, muscles at angle of mouth; *action*, draws upper lip upward; *nerve supply*, facial.

m. zygomaticus minor, **m. zygomaticus** [BNA].

m. zygomaticus minor (lesser zygomatic), caput zygomaticum quadrati labii superioris [BNA]; *origin*, under surface of malar bone; *insertion*, orbicularis oris of upper lip; *action*, draws upper lip upward and outward; *nerve supply*, facial.

mush'room [O. Fr. *moucheron*; L. *muscus*, moss.] A large fungus, usually having one erect stem with an expanded top; some varieties are edible, others extremely poisonous. Popularly the

poisonous mushrooms are often called *mushrooms*.

musician's cramp (mu-zish'unz). An occupational neurosis, affecting those who play on musical instruments, and named usually according to the instrument played upon.

musicomania [G. *mousikê*, music, + *mania*, frenzy] An insane passion for music.

musicotherapy (mu'zi-ko-ther'â-pi) [G. *mousikê*, music, + *therapeia*, treatment.] Treatment of certain nervous and mental disorders by means of music.

musik. Moschus.

musomania. Musicomania.

Musset's sign (mû-sa') [Alfred de Musset, French poet, 1810-1857, who died of aortic insufficiency and was the first person in whom the sign was studied.] Rhythmical anteroposterior pulsations of the head, synchronous with the cardiac pulsations, occurring in some cases of incompetence of the aortic valve with cardiac hypertrophy.

musitation [L. *musitare*, to murmur constantly]. Movements of the lips as if speaking, but without sound; observed sometimes in delirium and semicomatose.

Mussy's point. See *Gutierrez de Mussy*.

must [A.S.] Unfermented grape-juice.

mustard [O. Fr. *moustarde*.] The dried ripe seeds of *Brassica alba* and *B. nigra*, white *m.* and *b.*

m.; see *sinapis*.

mutacism. Mytacism.

mutation (mu-ta'shun) [L. *mutare*, to change] Vries's term for the sudden production of a new species, as distinguished from variation.

mute [L. *mutus*.] 1. Dumb. 2. A person who lacks the faculty of speech.

mutilate [L. *mutilare*, to maim.] To remove a part of the body which is important as to form or looks; to maim.

mutilation. 1. Maiming, the removal or destruction of any conspicuous or essential part of the body. 2. The condition of being mutilated, the loss of an important part.

mutisia. The flower-heads of *Mutisia rubra*, a scale flower, a plant of Bolivia, employed as an expectorant in phthisis and as a sedative in chronic disease of the heart.

mutism. Dumbness, absence of the faculty of speech.

mutualism. Symbiosis, the living together of two organisms, in the relation either of host and parasite or of commensals, with benefit to both.

mutualist [L. *mutuus*, in return, mutual] An organism living with another in a state of mutualism.

muzzle (muz'l). The snout of an animal, the prominent nose and mouth.

my. Abbreviation of myopia.

Mya's disease (me-ah') [Giuseppe Mya, Italian physician, 1857-1911.] Congenital dilatation of the colon, Hirschsprung's disease.

myalgia (mi-al'ji-ah) [G. *mys*, muscle, + *algos*, pain] Myodynia, muscular pain. *m. thermica*, heat cramps.

myasis. Incorrect form of myiasis.

myasthenia [G. *mys*, muscle, + *asthenia*, weakness.] Muscular weakness. *m. gravis*, a chronic progressive muscular weakness, beginning usually in the face and throat, unaccompanied by atrophy.

myasthenic. Relating to myasthenia.

myatonia, **myatony** (mi-â-to-ni-ah, mi-at'o-ni) [G. *mys*, muscle, + *a-* priv. + *tonos*, tone] Abnormal extensibility of a muscle, muscular hypotonia.

m. congen'ita, an absence of muscular tone, observed especially in infants and affecting only the muscles innervated by the spinal nerves; Oppenheim's disease.

mycelian. Relating to mycelium.

mycelioid [*mycelium* + G. *eidōs*, resemblance.]

Resembling a mould; composed of closely set radiating filaments, noting the appearance of a form of plate culture; see cut under *colony*, 1, D. **mycelium** [G. *mykēs*, fungus, + *hēlos*, nail.] The hyphae (sometimes only one) of a fungus, constituting its vegetative part.

myceth'mia, **myceth'mia** [G. *mykēs*, fungus, + *haima*, blood.] The presence of some form of fungus in the circulating blood.

mycetism, **mycetis'mus** [G. *mykēs*, fungus.] Mushroom poisoning.

mycogenetic, **mycogen'ic** [G. *mykēs*, fungus, *gennēōs*, begotten.] Caused by fungi.

mycogenous (mi-se-toj'en-us). Mycetogenetic.

mycoto'ma [G. *mykēs*, fungus, + *-ōma*.] Fungous foot of India, Madura foot; a disease of the foot, resembling actinomycosis, occurring in East Indians. It is characterized by the formation of large subcutaneous tubercles and nodules which break down and discharge pus containing granules, red, black, or yellow, which are masses of the fungus causing the disease. The specific fungus is variously described as *Actinomyces madurae* or as species of *Discomyces*, *Madurella*, *Indiella*, and *Aspergillus*.

Mycozo'o'a [G. *mykēs* (mykēt-), fungus, + *zōon*, animal.] A subclass of *Rhizopoda*, which frequently unite to form plasmodia; they resemble the fungi in many respects and are sometimes classed with them in the group of slime-moulds, or *Myxomycetes*.

Mycobacteria'ceae. A family of *Schizomycetes*, including cylindrical or filamentous cells, often branching, without a sheath.

Mycobacterium [G. *mykēs*, fungus, + *baktērion*, rod.] A genus of *Mycobacteriaceae*, which includes many organisms usually denominated *Bacillus*, such as those of tuberculosis, leprosy, diphtheria, influenza, glanders, etc.

mycocyte [G. *mykos*, mucus, + *kytos*, a hollow (a cell).] A mucous cell.

Myco'der'ma [G. *mykēs*, fungus, + *derma*, skin.] A genus of fungi, to which belongs the mother of vinegar, *M. aceti*.

myco'der'ma [G. *mykos*, mucus, + *derma*, skin.] Mucous membrane.

mycordermatitis (mi-ko-der-mā-ti' (te')tis) [G. *mykos*, mucus, + *derma*, skin, + *-itis*.] Inflammation of any mucous membrane.

mycogastritis (mi-ko-gas-tri' (tre')tis) [G. *mykēs*, fungus, + *gastēr*, stomach, + *-itis*.] Inflammation of the stomach due to the presence of a fungus, not a bacterium.

mycobe'mia, **mycobe'mia**. Mycethemia.

mycol'ogy [G. *mykēs*, fungus, + *-logia*.] Science in relation to fungi, their classification, edibility, cultivation, etc.

mycomyringitis (mi-ko-mir-in-jī' (je')tis) [G. *mykēs*, fungus, + L. *myringa*, drum-membrane, + G. *-itis*.] Inflammation of the membrana tympani caused by the presence of *Aspergillus* or other fungus.

Mycomos'toc [G. *mykēs*, fungus, + *Nostoc*, a genus of algae.] A group of *Schizomycetes*, consisting of tangled leptothrix threads surrounded by a glairy gelatinous mass.

mycophylax'in. A phylaxin* protective against fungi, bacterial or other.

mycoprotein (mi-ko-pro'te-in) [G. *mykēs*, fungus.]

The protoplasm of fungi, specifically that of the putrefactive bacteria.

mycoproteination, **mycoproteinization** (mi-ko-pro-te-in-a'shun, mi-ko-pro-te-in-i-za'shun). Vaccinotherapy; specifically inoculation, preventive or curative, with killed cultures of the putrefactive bacteria.

my'copus. Mucopus.

my'cose [G. *mykēs*, fungus.] Trehalose, a sugar, $C_{12}H_{22}O_{11} + 2H_2O$, obtained from ergot and from trehala manna.

myco'sis [G. *mykēs*, fungus.] Any disease caused by the presence of fungi or bacteria. **m. favo'sa**, favus. **m. framboesioi'des**, framboesia. **m. fungoi'des**, the occurrence of fungoid tumors, of malignant character, arising from circumscribed areas of pruritic dermatitis. **m. intestina'lis**, gastroenteric form of anthrax, the symptoms of which are those of gastroenteritis followed by toxemia and general depression. **m. leptoth'rica**, pharyngitis caused by the presence of *Leptothrix buccalis*.

mycoso'zin. A sozin* protective against fungi, bacterial or other.

mycot'ic. Relating to a mycosis.

mycotoxina'tion, **mycotoxiniza'tion**. Preventive or curative inoculation with any bacterial toxin.

mydaleine (mi-da'le-ēn) [G. *mydaleos*, mouldy.] A poisonous ptomaine formed in putrefying liver and other viscera; it acts specifically upon the heart, causing arrest of its action in diastole.

mydator'in [G. *mydaō*, I am dripping.] A ptomaine from putrefying viscera and flesh.

my'dine [G. *mydaō*, I drip.] A ptomaine from putrefying viscera.

mydriasis (mi-dri'a-sis) [G.] Dilatation of the pupil. **paraly'tic m.**, dilatation due to paralysis of the circular fibers of the ciliary muscle, cycloplegia. **spasmod'ic m.**, **spas'tic m.**, that due to spasmodic contraction of the radiating fibers of the ciliary muscle.

mydriat'ic. 1. Causing mydriasis or dilatation of the pupil. 2. An agent which dilates the pupil, a cycloplegic.

myd'rin. Trade name of a mixture of homatropine and ephedrine, a white powder causing temporary dilatation of the pupil when instilled in doses of 2 drops of a 10 per cent. aqueous solution.

myd'rol. Trade name of a white powder, iodomethylphenyl pyragolon; mydriatic in 10 per cent. aqueous solution.

myec'tomy [G. *mys*, muscle, + *ektomē*, excision.] Exsection of a portion of a muscle.

myecto'pia, **myec'topy** [G. *mys*, muscle, + *ektopos*, out of place.] Dislocation of a muscle.

my'el [G. *myelos*, marrow.] The spinal cord.

myelalgia (mi-el-al'ji-ah) [G. *myelos*, marrow, + *algos*, pain.] Pain in the spinal cord or its membranes.

my'elanol'ais [G. *myelos*, marrow, + *anolōsis*, expenditure.] Tabes dorsalis, myelatrophia.

myelap'oplexy [G. *myelos*, marrow, + *apoplēxia*, apoplexy.] Hemorrhage into the spinal cord, spinal apoplexy.

myelasthenia (mi'el-as-the'ni-ah; mi'el-as-the'ni'ah) [G. *myelos*, marrow, + *asthenia*, weakness.] Spinal exhaustion, spinal neurasthenia.

myelatella (mi-el-ā-tel't-ah, mi-el-ā-tel-e'ah) [G. *myelos*, marrow, + *ateleia*, incompleteness.] A developmental defect of the spinal cord.

myelatrophi'a, **myelat'rophy** [G. *myelos*, marrow, + *atrophia*, atrophy.] Spinal atrophy, myelanolosis.

myelauze (mi-el-awk se) [G. *myelos*, marrow, + *auxē*, increase.] Hypertrophy of the spinal cord.

myelo'mia, myeloe'mia [*myel(o)cyte* + *haima*, blood.] Myelocytosis.

my'elen. Trade name of an extract of the red bone-marrow of the ox, proposed for the treatment of leucemia and rickets.

my'elenceph'alon [G. *myelos*, marrow, + *enkephalos*, brain.] 1. The brain and spinal cord, constituting the cerebrospinal axis. 2. The after-brain or medullary brain, the posterior division of the rhombencephalon from which are developed the medulla oblongata and the bulbar portion of the fourth ventricle.

myelenceph'alous. Cerebrospinal.

myeleterosis (mi'el-et-ē-ro'sis) [G. *myelos*, marrow, + *heterōsis*, alteration.] Any pathological change in the spinal cord.

myel'ic [G. *myelos*, marrow.] 1. Relating to the spinal cord. 2. Relating to bone-marrow.

myel'in [G. *myelos*, marrow.] 1. White substance of Schwann, medullary* substance. 2. Lipoid droplets formed during autolysis and postmortem degeneration.

myelin'ation. The acquisition of a medullary sheath, said of the axis-cylinder of a nerve-fiber.

myelin'ic. Relating to or composed of myelin.

m. axon, a medullated axis-cylinder process of a neuron.

myeliniza'tion. Myelination.

myelinosis (mi'el-in-o'sis). Fatty decomposition, the formation of lipoid droplets in the process of autolysis and postmortem degeneration.

myelit'ic. Relating to myelitis, or inflammation of the spinal cord, or of the bone-marrow.

myelitis (mi-el-i'('e')tis) [G. *myelos*, marrow, + *-itis*.] Inflammation (1) of the spinal cord, or (2) of the bone-marrow (osteomyelitis). **acute' transverse' m.**, acute softening of the spinal cord, an acute inflammation, limited in longitudinal extent, involving the entire thickness of the spinal cord.

apoplec'tiform m., inflammation involving chiefly the gray matter of the spinal cord in which paralysis occurs with suddenness. **ascend'ing m.**, progressive inflammation involving successively higher areas of the spinal cord. **bulbar m.**, inflammation of the medulla oblongata. **cav'itary m.**, syringomyelia. **central m.**, apoplectiform m., peripendymal m. **compres'sion m.**, chronic inflammation, or simple atrophy, of the spinal cord due to pressure by a tumor, hemorrhage, meningeal thickening, or angular curvature of the spine. **concuss'ion m.**, inflammation following an injury producing concussion of the spinal cord. **cor'neal m.**, inflammation involving chiefly the gray cornua of the spinal cord.

descend'ing m., progressive inflammation involving successively lower areas of the spinal cord. **diffuse' m.**, inflammation of considerable extent involving the entire thickness of the spinal cord. **dissem'inated m.**, inflammation involving several distinct areas in the spinal cord, multiple focal m. **fo'cal m.**, inflammation confined to one or several small circumscribed areas of the spinal cord.

foudroy'ant m., apoplectiform m. **hemorrhag'ic m.**, inflammation following spinal apoplexy. **interst'ial m.**, sclerosing m. **parenchy'matous m.**, inflammation of the nervous substance of the spinal cord, as distinguished from interstitial m. **peripen'dymal m.**, central m., inflammation of the spinal-cord tissue surrounding the central canal. **sclero'sing m.**, inflammation of the connective tissue (neuroglia) of the spinal cord with

resultant hypertrophy of this and compression and atrophy of the nervous substance. **sphincter'ic m.**, inflammation confined to special tracts of the spinal cord. **transverse' m.**, inflammation involving the entire thickness of the spinal cord, but of limited longitudinal extent.

myeloblast [*myelos*, manner, + *blastos*, germ.] One of the cells in bone-marrow from which the granular leucocytes of myeloid origin are supposed to be derived; lymphoidocyte.

myeloblasto'ma. Acute myelocytic leucemia.*

myelobrachium (mi'el-o-bra'ki-um) [G. *myelos*, marrow, + *brachion*, arm.] The inferior peduncle of the cerebellum, or restiform body.

myelocoele (mi'el-o-sēl) [G. *myelos*, marrow, + *kēlē*, hernia.] 1. Protrusion of the spinal cord at spina bifida. 2. Myelocoele.

myelocoele, myelocoele (mi'el-o-sēl) [G. *myelos*, marrow, + *kōilia*, a hollow.] The central canal of the spinal cord.

myelocyst [G. *myelos*, marrow, + *kystis*, bladder.] A cyst, usually a dermoid cyst, lined with columnar cells occurring in the central nervous system or its immediate neighborhood.

myelocyst'ic. Relating to or characterized by the presence of a myelocyst.

myelocyst'ocoele (mi-el-o-sis'to-sēl) [G. *myelos*, marrow, + *kystis*, bladder, + *kēlē*, tumor.] Spina bifida containing spinal cord substance.

myelocystomeningocoele (mi'el-o-sis'to-men-in-g-sēl) [G. *myelos*, marrow, + *kystis*, bladder + *meninx*(*mēning*-), membrane, + *kēlē*, hernia.] Spina bifida with protrusion of spinal cord matter and meninges.

myelocyte (mi'el-o-sit) [G. *myelos*, marrow, + *kytos*, cell.] 1. A uninuclear (mononuclear) granular leucocyte—a pathological type; the myelocyte may be neutrophil, eosinophil, or basophil, according to the staining reaction of the granules. 2. A nerve-cell of the gray matter of the brain or spinal cord. 3. A cell originating in the bone-marrow.

myelocythemia, myelocythemia (mi'el-o-si-thē-mi-ah) [G. *myelos*, marrow, + *kytos*, cell, + *haima*, blood.] The presence in large numbers of myelocytes in the blood; myelogenous leucemia.

myelocyt'ic. Relating to or marked by the presence of myelocytes.

myelocyto'ma. Chronic myelocytic leucemia.*

myelocyt'osis. The presence of myelocytes in abnormal numbers in the blood.

myelodiastasis (mi'el-o-di-as'ta-sis) [G. *myelos*, marrow, + *diastasis*, separation.] Softening and destruction of the spinal cord.

myelodysplasia (mi'el-o-dis-pla'si-ah) [G. *myelos*, marrow, + *dys*, difficult, + *plasis*, a molding.] Occult spina* bifida.

myeloencephalitis (mi-el-o-en-sef-al-i'('e')tis) [G. *myelos*, marrow, + *enkephalos*, brain, + *-itis*.] Encephalomyelitis, inflammation of both spinal cord and brain. **epidem'ic m.**, acute anterior poliomyelitis,* infantile paralysis.

myeloganglitis, myeloganglitis (mi'el-o-gang-gl-i'('e')tis, mi'el-o-gang-gl'i'('e')tis) [G. *myelos*, marrow, + *ganglion* + *-itis*.] A former term for cholera of severe type thought to be of nervous origin.

myelogenetic, myelogen'ic (mi-el-o-jen-et'ik) [G. *myelos*, marrow, + *gennētos*, begotten.] Originating in the bone-marrow.

myelogenous (mi-el-o-j'en-us). Myelogenetic.

myelogonium (mi-el-o-go-ni-um) [G. *myelos*, marrow, + *gonē*, seed.] Myeloblast.

myeloic (mi-el-o'ik) [G. *myelos*, marrow.] Relating

to the group of cells from which the neutrophil leucocyte is derived.

myeloid [G. *myelos*, marrow, + *eidos*, resemblance.]

1. Relating to or derived from the bone-marrow.
2. Relating to the spinal cord. 3. Having myelocytic characteristics, but not necessarily arising from the bone-marrow.

myelolymp'h'angio'ma [G. *myelos*, marrow, + L. *lymphā*, lymph, + G. *angion*, vessel, + *-ōma*.] Elephantiasis.

myelolymp'hocyte (mi'el-o-lim'fo-sit) [G. *myelon*, marrow, + *lymphocyte*.] A small pathological lymphocyte formed in the bone-marrow.

myelo'ma [G. *myelos*, marrow, + *-ōma*.] 1. A tumor due to hyperplasia of the bone-marrow.

2. Encephaloid tumor. 3. Large-celled sarcoma. **giant-cell m.**, a tumor of the bone-marrow or perosteum, composed of short spindle-cells and cells of various shapes containing also numerous giant-cells (myeloplaxes); it is usually benign. **multiple m.**, m. multiplex, Kahler's disease, lymphadenia ossium, myelomatosis.*

myelomato'sis. Myeloma multiplex, Kahler's disease; a disease characterized by pernicious anemia, albumosuria, fever of an intermittent type, pains in the bones and joints, and the occurrence of multiple tumors of the red marrow leading to absorption of the bone and consequent fractures. The lymph nodes and spleen are not affected and metastases do not occur. Called also lymphadenia ossium, myelogenous pseudoleucemia, malignant osteomyelitis, and sarcomatous osteitis.

myelome'nia [G. *myelos*, spinal cord, + *mēniāia*, menses.] Spinal hemorrhage occurring as a form of vicarious menstruation.

myelomeningitis (mi-el-o-men-in-jit'sis) [G. *myelos*, marrow, + *mēninx*, membrane, + *-itis*.] Inflammation of the spinal cord and its membranes.

myelomenin'gocèle (mi'el-o-men-ing'go-sēl) [G. *myelos*, marrow, + *mēninx*, membrane, + *kēlē*, hernia.] Spina bifida with protrusion of both the cord and its membranes.

myelomonocyte (mi'el-o-mon'o-sit) [G. *myelos*, marrow, + *monos*, single, + *kytos*, cell.] Myelocyte (1).

myelom'yces [G. *myelos*, marrow, + *mykēs*, a fungus tumor.] Encephaloid carcinoma.

my'elon [G. *myelos*, marrow.] The spinal cord.

myeloneuritis (mi'el-o-nu-rit'sis) [G. *myelos*, marrow, + *neuritis*.] Combined inflammation of the spinal cord and of one or more nerves.

myelon'ic. Relating to the spinal cord.

myelopar'alysis [G. *myelos*, marrow.] Spinal paralysis.

myelopath'ic. 1. Relating to any myelopathy or disease of the spinal cord. 2. Myelogenetic.

myelop'athy [G. *myelos*, marrow, + *pathos*, suffering.] 1. Any disease of the spinal cord. 2. A disease of the myeloid tissues.

myelop'etal [G. *myelos*, marrow, + L. *petere*, to seek.] Proceeding in a direction toward the spinal cord, said of different nerve impulses.

myelophthisical (mi-el-of-thiz'ti-kal). Relating to or suffering from myelophthisis.

myelophthisis (mi-el-of-thi'sis) [G. *myelos*, marrow, + *phthisis*, a wasting away.] Wasting of the spinal cord, myelomalacia, tabes dorsalis. 2. Atrophy of the bone-marrow.

myeloplaxia [G. *myelos*, marrow, + *plaxia*.] Myeloplax, osteoclast.

myeloplast [G. *myelos*, marrow, + *plastos*, formed.]

An ameboid cell resembling a large lymphocyte, in the bone-marrow.

my'eloplax [G. *myelos*, marrow, + *plax*, a flat stone, plaque.] Osteoclast, a large multinucleated cell of the bone-marrow which is believed to cause absorption of bone.

myelople'gia [G. *myelos*, marrow, + *plēgē*, a stroke.] Spinal paralysis.

myelorrh'a'gia [G. *myelos*, marrow, + *rhēgnymi*, I burst forth.] Hemorrhage into the spinal cord, spinal apoplexy.

myelorr'haphy [G. *myelos*, marrow, + *rhaphe*, seam.] Suture of a wound of the spinal cord.

myelosarco'ma [G. *myelos*, marrow, + *sark* (sark-), flesh, + *-ōma*.] Osteosarcoma.

myelosclero'sis [G. *myelos*, marrow, + *sklērōsis*, induration.] Sclerosing myelitis, spinal sclerosis.

myelo'sis. The formation of a myeloma or medullary tumor.

myelospo'ngium [G. *myelos*, marrow, + *spongios*, sponge.] The reticulum of the spinal cord of the embryo, from which the neuroglia is developed.

myelosph'ilis [G. *myelos*, marrow.] Syphilis of the spinal cord.

myelosph'ringo'sis. Syringomyelia.

myelother'apy [G. *myelos*, marrow, + *therapeia*, treatment.] Opothrapy with a preparation of red bone-marrow or one of the spinal cord.

my'elotome [G. *myelos*, marrow, + *tomos*, cutting.] An instrument used in making serial sections of the spinal cord.

myelotoxic (mi'el-o-toks'ik). 1. Poisonous to bone-marrow. 2. Relating to or derived from diseased bone-marrow.

myenter'ic. Relating to the myenteron, or muscular coat of the intestine.

myen'teron [G. *mys*, muscle, + *enteron*, intestine.] The muscular coat, or muscularis, of the intestine.

myiasis (mi-i'ā-sis) [G. *myia*, a fly.] Any affection due to the invasion of the tissues or of one of the cavities of the body by the larvæ of dipterous insects.

myiocephalon, **myiocephalum** (mi-i-o-sef'a-lon, or lum) [G. *myia*, fly, + *kephalē*, head.] Protrusion of a portion of the iris through a wound in the cornea.

myiodesopsia (mi-i-o-des-op'si-ah) [G. *myiōdēs*, like flies, + *opsis*, vision.] The condition in which muscæ volitantes are seen.

myiosis (mi-i-o'sis). Myiasis.

myitis (mi-i'e'tis) [G. *mys*, muscle, + *-itis*.] Inflammation of a muscle; myositis.

myl'abris [G. a cockroach.] (B.A.) The dried beetle, *Mylabris phalerata*; vesicant, like cantharides.

mylohy'oid [G. *mylē*, molar tooth.] Relating to the molar teeth, or posterior portion of the lower jaw, and to the hyoid bone; noting various structures; see under *nervus*, *musculus*, and *sulcus*.

mylohyoideus (mi-lo-hi-o-id'e-us). Mylohyoid.

myo- [G. *mys*, muscle.] A prefix to many words, properly those from Greek roots, noting muscle. **myoalbumin** (mi'o-al-bu'min). An albumin in muscular tissue, possibly identical with serum albumin.

myoarchitectonic (mi'o-ar-kt-tek-ton'ik) [G. *mys*, muscle, + *architektonikos*, relating to construction.] Relating to the structural arrangement of muscle or of fibers in general.

myoat'rophy. Myatrophy, muscular atrophy.

my'oblast [G. *mys*, muscle, + *blastos*, germ.] A primitive muscle-cell developing into a muscle-fiber.

myoblastic. Relating to a myoblast or to the mode of formation of muscle-cells.

myocardial. Relating to the myocardium, or heart-muscle.

myocardigraph [G. *mys*, muscle, + *kardia*, heart, + *graphō*, I record.] An instrument composed of a tambour with recording lever attachment, by means of which a tracing is made of the movements of the heart-muscle.

myocarditis (mi-o-kar-di' (de')tis). Inflammation of the muscular walls of the heart. **fragmentation m.**, fragmentation of the myocardium.* **in'durative m.**, chronic m. leading to hardening of the muscular wall of the heart.

myocardium (mi'o-kar-di-um) [G. *mys*, muscle, + *kardia*, heart.] The muscular substance of the heart, consisting of striated muscular tissue, differing somewhat from that of the voluntary muscles in that the fibers are shorter, many of them being oblong cells with central nuclei and forked extremities. **fragmentation of the m.**, a transverse rupture of the muscular fibers of the heart, especially those of the papillary muscles.

myocele (mi'o-sēl) [G. *mys*, muscle, + *kēlē*, hernia.] 1. Protrusion of muscle substance through a rent in its sheath. 2. Myocele.

myocelialgia, myocelialgia (mi'o-se-li-al'ji-ah) [G. *mys*, muscle, + *koilia*, the belly, + *algos*, pain.] Pain in the abdominal muscles.

myocelitis, myocelitis (mi-o-se-li' (le')tis) [G. *mys*, muscle, + *koilia*, belly, + *-itis*.] Inflammation of the abdominal muscles.

myocellulitis (mi-o-sel-u-li' (le')tis) [G. *mys*, muscle, + *L. cellularis*, cellular (tissue), + *G. -itis*.] Inflammation of muscle and cellular tissue.

myocero'sis [G. *mys*, muscle, + *kēros*, wax.] Waxy degeneration of the muscles. **m. angiot'ica hemorrhag'ica**, angiohyalinosi hemorrhagica.

myochoorditis (mi-o-kor-di' (de')tis) [G. *mys*, muscle, + *chordē*, cord, + *-itis*.] Inflammation of the laryngeal muscles.

myochrome (mi'o-krōm) [G. *mys*, muscle, + *chrōma*, color.] Myohematin.

myochronoscope (mi'o-kron'o-skōp) [G. *mys*, muscle, + *chronos*, time, + *skopēō*, I examine.] An instrument for timing a muscular impulse, for determining the interval between the application of the stimulus and the muscular movement in response.

myoclonia [G. *mys*, muscle, + *klonos*, a tumult.] Any disorder characterized by muscular twitching, or myoclonus. **brilliant m.**, the twitching of a limited part or group of fibers of a muscle. **infectious m.**, chorea.

myoclonus [G. *mys*, muscle, + *klonos*, tumult.] Clonic spasm or twitching of a muscle or group of muscles. **m. multiplex**, a disorder marked by rapid contractions occurring simultaneously or consecutively in various unrelated muscles, polyclonia.

myocele, myocele (mi'o-sēl, mi-o-se'le) [G. *mys*, muscle, + *koilia*, a chamber.] Muscle-compartment.

myocolpitis (mi-o-kol-pl' (pe')tis) [G. *mys*, muscle, + *kolpos*, sinus (vagina), + *-itis*.] Inflammation of the muscular tissue of the vagina.

myocom'ma [G. *mys*, muscle, + *komma*, a coin or the stamp of a coin.] Myotome, one of the muscular segments corresponding to a metamere, the mass of muscle-fibers developed from the cells of each muscle-plate layer; this division is not recognizable in the human adult, except in certain regions, such as in the intercostal muscles.

myocris'mus [G. *mys* (myo-), muscle, + *krisō*, I

squeak.] A creaking sound sometimes heard on auscultation of a contracting muscle.

myoc'tonine [G. *mys*, mouse, + *tonos*, tension, an alkaloid from a species of aconite.

myocyte [G. *mys*, muscle, + *kytos*, cell.] A muscle-cell.

myocytoma (mi-o-si-to'mah). A tumor composed chiefly of myocytes, or muscle-cells.

myode'mia [G. *mys*, muscle, + *dēmos*, talia] Fatty degeneration of muscle.

myodesop'sia. Myodesopsia.

myodynam'ia [G. *mys*, muscle, + *dynamis*, power.] Muscular strength.

myodynamom'eter [G. *mys*, muscle, + *dynamis*, force, + *metron*, measure.] Dynamometer, an instrument for determining the muscular strength.

myodyn'ia [G. *mys*, muscle, + *odynē*, pain.] Myalgia.

myoedema, myoedema (mi'o-e-de'mah) [G. *mys*, muscle, + *oedēma*, swelling.] Mounding, myoedema.

myoelec'tric [G. *mys*, muscle.] Relating to the electrical properties of muscle.

myoendocarditis (mi-o-en-do-kar-di' (de')tis) [G. *mys*, muscle, + *endon*, within, + *kardia*, heart, + *-itis*.] Inflammation of the muscular wall and lining membrane of the heart.

myoepithelial. Relating to myoepithelium.

myoepithelium (mi'o-ep-i-the'l'ium) [G. *mys*, muscle.] Epithelial cells with contractile branching processes, muscle-epithelium.

myofibro'ma. A myoma with much intermingling of fibrous tissue.

myofibro'sis. Chronic myositis with diffuse hyperplasia of the interstitial connective tissue pressing upon and causing atrophy of the muscular tissue. **m. cor'dis**, m. of the heart walls.

my'ogen [G. *mys*, muscle, + *gennao*, I produce.] A coagulable albuminoid, or protein, of the muscle-plasma; myosin, or more properly myosinogen.

myogenet'ic, myogen'ic [G. *mys*, muscle, + *gennao*, I beget.] 1. Originating in or starting from muscle. 2. Relating to the origin of fibrous, nervous, muscular, or other. **m. theory**, **m. theory**.

myogenous (mi-oj'en-us). Myogenetic.

myoglob'ulin. A coagulable globulin present in muscle-tissue.

myognath'ia. A monstrosity in which an imperfect head is attached to the lower jaw.

myognathus [G. *mys*, muscle, + *gnathos*, jaw.] A monster with an imperfect head attached to the muscle and skin to the lower jaw.

my'ogram [G. *mys*, muscle, + *gramma*, a drawing.] The tracing made by a myograph.

my'ograph [G. *mys*, muscle, + *graphō*, I register.] A recording instrument by which tracings are made of muscular contractions.

myograph'ic. Relating to a myogram, or the record of a myograph.

myog'raphy [G. *mys*, muscle, + *graphō*, a drawing a description.] 1. The recording of muscular movements by the myograph. 2. A descriptive of or treatise on the muscles, descriptive myology.

myohem'atin, myohem'atin. The pigment of muscular tissue, myochrome, believed to have an oxygen-fixing function similar to that of the hematin of the blood.

myohysterectomy (mi-o-his-ter-ek'to-mi) [G. *mys* (myo-), muscle, + *hystera*, uterus, + *ektomē*, excision.] Surgical removal of the body of the uterus, the portio vaginalis remaining.

my'oid [G. *mys*, muscle, + *eidos*, appearance.] 1.

Resembling muscle. 2. One of the fine, contractile, thread-like masses of protoplasm found in certain epithelial cells in the simpler forms of animals.

myoidema (mi-oy-de'mah) [G. *mys*, muscle, + *oidēma*, swelling.] A circumscribed contraction with swelling of a muscle, induced by a smart tap, myoedema.

myoideum (mi-o-id'e-um). Muscular tissue.

myoidism. A condition in which muscular contraction occurs in response to a direct stimulus independently of nervous control; idiomuscular contraction, mounding.

myokerosia. Myocerosia.

myoky'mia [G. *mys*, muscle, + *kyma*, wave.] Fibrillary tremor, a twitching of the isolated fasciculi or segments of a muscle.

myolemma'a. Sarcolemma.

myolipo'ma [G. *mys*, muscle, + *lipos*, fat, + *-ōma*.] A myoma with a large admixture of fat, a fatty-degenerated myoma; lipomyoma.

myologist. One learned in the knowledge of muscles.

myology [G. *mys*, muscle, + *-logia*.] The branch of science which deals with the muscles and their accessory parts—tendons, aponeuroses, bursae, and fasciae. **descriptive m.**, myography(2).

myolysis [G. *mys*, muscle, + *lysis*, solution.] Destruction of muscular tissue; fatty degeneration and infiltration, with separation and disappearance of the muscle-cells. **cardiotoxic m.**, cardiomalacia occurring in fever and various systemic infections.

myo'ma, pl. *myo'mata*, *myo'mas* [G. *mys*, muscle, + *-ōma*.] A tumor composed of muscular tissue; usually of smooth muscle fibers (*liomyoma*), with more or less admixture of fibrous tissue (*fibromyoma*), or containing fat-globules (*lipomyoma*); sometimes formed of striated muscular tissue (*rhabdomyoma*). **m. levicellula're** [L. *levis*, smooth], liomyoma. **m. sarcomato'des**, a rapidly growing m. which assumes a sarcomatous character, myosarcoma. **m. striocellula're** [L. *stria*, a furrow], rhabdomyoma. **m. telangiecto'des**, angiomyoma.

myomala'cia [G. *mys*, muscle, + *malakia*, softness.] Pathological softening of muscular tissue. **m. cordis**, cardiomalacia, softening of the walls of the heart.

myomatous. Relating to a myoma.

myomec'tomy [G. *myoma* + *ektomē*, excision.] Operative removal of a myoma, specifically of a uterine myoma.

myomelano'sis [G. *mys*, muscle, + *melanōsis*, becoming black.] Increased pigmentation of muscular tissue.

myomere (mi'o-mēr) [G. *mys*, muscle, + *meros*, a part.] Myocoma.

myom'eter [G. *mys*, muscle, + *metron*, measure.] An instrument for measuring the extent of a muscular contraction.

myometritis (mi-o-me-tri'(trē)tis) [G. *mys*, muscle, + *mētra*, uterus, + *-itis*.] Inflammation of the muscular wall of the uterus.

myome'trium [G. *mys*, muscle, + *mētra*, uterus.] The muscular wall of the uterus.

myomohysterectomy (mi-o'mo-his-ter-ek'to-mī) [G. *myoma*, + *hystera*, uterus, + *ektomē*, excision.] Operative removal of a uterus affected with myoma.

myomot'omy [G. *tomē*, incision.] Myomectomy.

myon [G. *mys*, muscle.] An individual muscle.

myoneme (mi'o-nēm) [G. *mys*, muscle, + *nēma*, thread.] 1. A process formed of differentiated

ectoplasm, having contractile properties, in certain protozoa. 2. A muscle-fibril.

myoneural'gia [G. *mys*, muscle, + *neuron*, nerve, + *algos*, pain.] Myalgia, myodynia.

myoneurasthenia (mi'o-nu-ras-the'nī-ah; mi'o-nu-ras-the-nī'ah) [G. *mys*, muscle, + *neuron*, nerve, + *asthenia*, weakness.] The condition of muscular weakness associated with neurasthenia.

myoneure (mi'o-nūr) [G. *mys*, muscle, + *neuron*, nerve.] A nerve controlling muscular movement, a motor nerve.

myoneuro'ma. A mixed neuroma and myoma.

myon'osis [G. *mys*, muscle, + *ncsos*, disease.] Any disease of muscular tissue, myopathy.

myonymy (mi-on't-mī) [G. *mys*, muscle, + *onyma*, *onoma*, name.] Nomenclature of the muscles.

myopachynsis (mi-o-pā-kin'sis) [G. *mys* (*myo*), muscle, + *pachynsis*, a thickening.] Muscular hypertrophy.

myopar'alysis [G. *mys*, muscle.] Muscular paralysis, myoparesis.

myopar'esis. Slight muscular paralysis.

myopath'ic. Relating to disease of the muscles.

myop'athy [G. *mys*, muscle, + *pathos*, suffering.] Any disease of the muscles, myonosis.

myope (mi'ōp). A near-sighted person, one suffering from myopia.

myopericarditis (mi-o-pēr-i-kar-di'(de)tis) [G. *mys*, muscle, + *pērī*, around, + *kardia*, heart, + *-itis*.] Inflammation of the muscular wall of the heart and of the enveloping pericardium.

myoperitonitis (mi-o-pēr-i-ton-i'(e)tis) [G. *mys*, muscle.] Inflammation of the parietal peritoneum with myositis of the abdominal wall.

my'ophag, **my'ophage** [G. *mys*, muscle, + *phagocyte*.] A phagocyte which devours muscle-cells.

myoplas'm (mi'o-plaz'm) [G. *mys*, muscle, + *plasma*, a thing formed.] The contractile portion of the muscle-cell, as distinguished from the sarcoplasm.

my'ophone [G. *mys*, muscle, + *phōnē*, sound.] An instrument to enable one to hear the murmur of muscular contractions.

myo'pia [G. *myōpia*; *myō*, I wink, half close the eyes, + *ōps* (*ōp*-), eye.] Short-sightedness; near-sightedness; a condition in which, in consequence of an error in refraction or of elongation of the globe of the eye, parallel rays are focussed in front of the retina. **ax'ial m.**, a form due to elongation of the globe of the eye. **chro'mic m.**, a form of color-blindness in which colors can be recognized in objects near the eye, but cannot be distinguished at long distances. **cur'vature m.**, m. due to refractive errors consequent upon inequality of corneal curvature. **index m.**, m. due to errors of refraction consequent upon an abnormal condition of the media of the eye. **malignant m.**, progressive myopia terminating in detachment of the retina and blindness. **prod'romal m.**, a refractive change in beginning cataract, whereby reading without glasses sometimes becomes possible, the so-called "second sight."

myop'ic. Relating to or suffering from myopia.

m. astig'matism, that form of astigmatism in which the abnormality in curvature or in the refractive power of the media brings the focus in front of the retina. **m. crescent**, a posterior staphyloma, of crescentic form, in the fundus in cases of myopia.

myoplas'tic [G. *mys*, muscle, + *plassō*, I form.] Relating to the plastic surgery of the muscles, or to the use of muscular tissue in supplying defects.

myopo'lar [G. *mys*, muscle.]^{2c} Relating to muscular polarity, or to the portion of muscle between two electrodes.

myoproteose (mi'o-pro'te-ōz). A protein in muscle-plasma.

myop'sis. Myodesopsia.

myopsycho (mi-op-si-kop'a-thi) [G. *mys*, muscle, + *psychē*, mind, + *pathos*, suffering.] A tremor, paralysis, or other muscular disorder associated with the presence of mental weakness or change.

myopyschosis (mi-op-si-ko'sis) [G. *mys*, muscle, + *psychē*, mind.] Myopsycho

myor'rhap (G. *mys*, muscle, + *rhap'hē*, seam.) Suture of a wound in a muscle.

myorrhex'is [G. *mys*, muscle, + *rhexis*, a rupture] Tearing of a muscle.

myosalgia (mi-o-sal'ji-ah). 'Myalgia.

myosalpingitis (mi'o-sal-pin-ji'(je')tis) [G. *mys*, muscle, + *salpinx* + *-itis*.] Inflammation of the muscular tissue of the Fallopian tube.

myosarco'ma. Myoma sarcomatodes.

myosclero'sis. Chronic myositis with hyperplasia of the interstitial connective tissue.

myoseism (mi'o-sizm) [G. *mys*, muscle, + *seismos*, earthquake.] Non-rhythmical spasmodic muscular contractions.

myosep'tum [G. *mys*, muscle, + L. *septum*, a barrier.] The line of division between two adjoining myotomes.

myosin. A globulin in muscle derived from myosinogen by the action of myosin-ferment, the coagulation of which causes the rigor mortis. v. *Fürth's m.*, paramyosinogen.

myosin-ferment. A coagulating enzyme present in muscle-plasma, under the influence of which myosinogen is converted into myosin.

myosin'ogen [*myosin* + G. *gennao*, I produce.] A globulin, one of the two principal proteins of muscular tissue, a derivative of which is myosin formed during rigor mortis.

myosinose (mi'o-sin-ōz). A protease formed by the hydrolysis of myosin.

myosinuria [G. *ouron*, urine.] The presence of myosin in the urine.

myo'sis [G. *myō*, I shut the eye.] Miosis.

myosit'ic. Relating to myositis.

myositis (mi-o-si'(se')tis) [G. *mys*, gen. *myos*, muscle, + *-itis*.] Myitis, inflammation of a muscle. **acute disseminated m.**, multiple m. **infectious m.**, polymyositis, inflammation of the voluntary muscles, marked by swelling and pain, due to an infiltration of small round cells and a proliferation of the connective tissue, affecting usually the shoulders and arms, though almost the entire body may be involved. **interstitial m.**, m. fibrosa. **multiple m.**, the occurrence of multiple foci of acute inflammation in the muscular tissue and overlying skin in various parts of the body, accompanied with fever and other signs of systemic infection; pseudotrichiniasis, dermatomyositis. **m. fibro'sa**, induration of a muscle through an interstitial growth of fibrous tissue, myosclerosis, sclerosing m., fibrositis. **m. ossificans**, a rare disease characterized by progressive ossification of the muscles; it is not strictly a myositis but a non-inflammatory ossification.

myospasm, **myospas'mus** [G. *mys*, muscle, + *spasmos*.] Spasmodic muscular contraction.

myosu'ria. Myosinuria

myosu'ture. Myorrhaphy.

myotac'tic [G. *mys*, muscle, + L. *tactus*, touch.] Relating to the muscular sense.

myot'asis [*mys*, muscle, + *tasis*, a stretching.] Stretching of a muscle.

myotac'tic [G. *mys*, muscle, + *tasis*, stretching.] Relating to the stretching of a muscle. **m. contraction**, contraction of a muscle following a

sudden stretching, as in the foot- or ankle-cramp. **m. irritability**, the ability of a muscle to contract in response to the stimulus produced by a sudden stretching.

myotendonoplasty (mi-o-ten-on'to-plas'ti). Tenotomyoplasty.

myoteno'tomy [G. *mys*, muscle.] Cutting through the principal tendon of a muscle, with division of the muscle itself in whole or in part.

myot'ic. Miotic.

myotome [G. *mys*, muscle, + *tomos*, cutting]. A knife for dividing muscle. s. A muscular metamere, myocomma.

myot'omy. Anatomy of the muscles; dissection of the muscles.

myotone. Muscular tension, myotony.

myoto'nia [G. *mys*, muscle, + *tonos*, tension, stretching.] Any disorder characterized by tonic spasm or temporary rigidity of a muscle. **m. acquirita**, Talma's disease, acquired m. following injury or disease. **m. atrophica**, a familial m., the spasm being most marked when relaxation follows; contraction is essayed, in which there is more or less atrophy of the muscles of the face and sometimes of the extremities. **m. congenita**, Thomsen's disease, an hereditary or familial disease marked by momentary tonic spasms occurring when a voluntary movement is attempted. **m. neonatorum**, tetanism.

myot'onus [G. *mys*, muscle, + *tonos*, tension, stretching.] A tonic spasm or temporary rigidity of a muscle or group of muscles.

myot'ony. Myotone, muscular tonus or tension.

myotrophy [G. *mys*(myo-), muscle, + *trophē*, nourishment.] Nutrition of muscular tissue.

myr'cia. Bay-leaves, the leaves of *Pimenta* are yielding an oil, *oleum myrcia*, which was official in the U.S.P. of 1890, and from which is made balsam, official in the U.S.P. of 1890 as *spiceum myrcia*.

myriachit (mir-yah'chit) [Russian?] An alecto-similar to latak, prevalent in certain parts of Siberia.

Myr'ica [G. *myrīkē*, tamarisk.] A genus of sparsely shrubs, found in temperate regions. **M. asplenifolia**, sweet-fern.* **M. cerifera**, bayberry.* **M. na'gi**, a Chinese species bearing an edible fruit.

myr'ica. The bark of *Myrica caribaea*, bayberry wax myrtle; employed in diarrhea and icterus in doses of 3-1 (2.0-4.0) of a fluidextract; or externally in sorethroat. In eclectic practice it is employed as an astringent and in sluggish circulation in the skin, in doses of 2-30 (0.1-1.0) of the specific preparation every hour.

myr'icin. A preparation made from myrica employed as an antisyphilitic and astringent in doses of gr. 2-3 (0.13-0.2).

myr'icyl. Melissyl, $C_{10}H_{11}$, a hypothetical radical occurring in beeswax.

myringectomy (mir-in-jek'to-mi) [L. *myringa*, drum-membrane, + *ektomē*, excision.] Excision of the membrana tympani.

myringitis (mir-in-ji'(je')tis) [L. *myringa*, drum-membrane, + G. *-itis*.] Inflammation of the membrana tympani. **m. bullo'sa**, myringodermatitis, a vesicular or bullous inflammation of the outer or meatal layer of the drum membrane.

myringodec'tomy. Myringectomy.

myringodermatitis (mi-ring'go-der-ma-ti'(k'e')tis) [L. *myringa*, drum-membrane, + G. *derma*, skin, + *-itis*.] Inflammation of the meatal or outer surface of the drum-membrane.

myringomyco'sis. Mycomyringitis.

myringoplasty (ml-ring'go-plas-tī) [L. *myringa*, drum-membrane, + G. *plastō*, I form.] Closure of a perforation in the drum-membrane.

myringoscope (ml-ring'go-skōp) [L. *myringa*, drum-membrane, + G. *skopō*, I examine.] An ear speculum.

myringotome (mir-ing'go-tōm) [L. *myringa*, drum-membrane, + *tomos*, cutting.] A knife used for paracentesis of the membrana tympani.

myringotomy [L. *myringa*, drum membrane, + G. *tomē*, incision.] Incision of the membrana tympani, paracentesis of the drum-membrane.

myristic acid. An acid, $C_{14}H_{28}O_2$, occurring as a glyceride in oil of nutmeg, spermaceti, and other oils.

myristica [G. *myristō*, I anoint.] Nutmeg, the kernel of the seed of *Myristica fragrans*, a small evergreen tree of the tropics; aromatic and slightly narcotic in doses of gr. 5-10 (o. 3-o. 6).

myristin. A glyceride of myristic acid occurring in oil of nutmeg and other oils.

myrobalan, **myrobalanum** [G. *myron*, a plant juice, + *balanos*, acorn.] (B.A.) Black myrobalan, the dried immature fruit of *Terbinathia chebula*; astringent, employed in diarrhea in doses of gr. 30-60 (2.0-4.0).

myronate. A salt of myronic acid. **potassium m.**, sinigrin, the form in which myronic acid occurs in black mustard.

myronic acid [G. *myron*, a perfume, a scented ointment.] An acid, $C_{10}H_{19}NS_2O_{10}$, occurring in black mustard as the potassium salt.

myrosin [G. *myron*, a sweet juice from plants, + *sisapi*, mustard.] An enzyme in mustard seed which converts the sinalbin of white mustard into acrinyl sulphocyanide, and the sinigrin of black mustard into allyl isosulphocyanate.

myrra (mur). Myrrha.

myrrha (mir'rah) [L. and G.] (U.S., Br.) A gum-resin from *Commiphora myrrha*, a shrub of Arabia and Eastern Africa; astringent, tonic, and stimulant in doses of gr. 10-15 (0.6-1.0), and employed locally in aphthous sore mouth.

myrtiform (mur'ti-form) [L. *myrtus*, myrtle, + *forma*, form.] Resembling myrtle-leaves or myrtle-berries. **m. fossa**, incisive fossa, a depression just above the eminences formed by the incisor teeth in the maxilla, in which is the attachment of origin of the depressor alae nasi muscle.

myrtle (mur'tl). Myrtus.

myrtol (mur'tol). A distillate of the essential oil of myrtle, employed in bronchitis, cystitis, and menorrhagia in doses of m2-4 (0.13-o.25).

myrtus. The leaves of *Myrtus communis*, myrtle, employed as an astringent in vesical and bronchial catarrhs in doses of gr. 15-30 (1.0-2.0) or the equivalent in a decoction.

mysophobia (mi-so-fō'b-ah) [G. *mysos*, uncleanness, defilement, + *phobos*, fear.] A morbid fear of defilement from touching familiar objects.

myticism (mi'ta-sizm) [G. *my*, the letter μ .] A form of stammering in which the letter *m* is frequently substituted for other consonants.

mythomania (mith-o-ma'nl-ah) [G. *mythos*, a tale, fiction, + *mania*, frenzy.] An insane impulse to lie.

mythophobia [G. *mythos*, tale, fiction, + *phobos*, fear.] An abnormal fear of making an incorrect statement.

mytotoxin. A leucomaine, $C_6H_{14}NO_2$, found in mussels, a frequent cause of poisoning.

mytotoxism [G. *mytilos*, mussel, + *toxikon*, poison.] Poisoning by mussels.

myurus (mi-u'rus) [G. *mys*, mouse, + *ouros*, tail.]

Gradually decreasing, as a mouse's tail, in thickness; noting certain symptoms in process of cessation, and also the heart-beat in certain cases in which it grows feebler and feebler for a while and then strengthens.

myxadenitis (miks-ad-en-i'(e')tis) [G. *myxa*, mucus, + *adēn*, gland, + *-itis*.] Inflammation of the mucous glands. **m. labialis**, Baelz's disease, a chronic painless ulceration of the mucous glands of the lips, chilitis glandularis.

myxangitis (miks-an-ji'(je')tis) [G. *myxa*, mucus, + *angion*, vessel, + *-itis*.] Inflammation of the ducts of the mucous glands.

myxasthenia (miks-as-the'nl-ah; miks-as-the-ni'ah) [G. *myxa*, mucus, + *asthenia*, weakness.] Faulty secretion of mucus.

myxedema, **myxœdema** [G. *myxa*, mucus, + *oidēma*, swelling.] A trophic disorder marked by hard edema of the subcutaneous tissues, dryness and loss of the hair, subnormal temperature, and hebétude; it is due to deficiency of thyroid secretion following interstitial thyroiditis. **congenital m.**, cretinism, a form of idiocy and dwarfism with the general symptoms of m. in adults; it is dependent upon congenital atrophy or absence of the thyroid gland. **infantile m.**, m. beginning during infancy in consequence of some acquired injury or disease of the thyroid gland; Bissaud type of infantilism. **operative m.**, cachexia strumipriva.

myxedematoid [*myxedema* + G. *eidos*, appearance.] Resembling myxedema.

myxedematous. Relating to myxedema.

myxemia, **myxœmia** [G. *myxa*, mucus, + *haima*, blood.] Mucinemia.

myxidiocy (miks-id'i'o-sī). Cretinism.

myxochondrosarcoma (miks'o-kon'dro-fi'bro-sar-ko'ma) [G. *myxa*, mucus, + *chondros*, cartilage, + L. *fibra*, fiber, + G. *sarx*, flesh, + *-ōma*.] A mixed tumor containing mucoid, cartilaginous, fibrous, and sarcomatous elements.

myxochondroma (miks'o-kon'dro'mah) [G. *myxa*, mucus, + *chondros*, cartilage, + *-ōma*.] A mixed chondroma and myxoma.

Myxococcidium stegomyia. A protozoon found in the body of the mosquito, *Siegomyia calopus*, which has sucked the blood of a yellow fever patient; thought by some to be the causal microorganism of this disease.

myxocystoma [G. *myxa*, mucus, + *kystis*, bladder, + *-ōma*.] A cystic tumor with mucoid contents; an ovarian cyst with mucous membrane-like lining.

myxocyte (miks'o-sit) [G. *myxa*, mucus, + *kytos*, cell.] One of the stellate or polyhedral cells present in mucous tissue.

myxodermia [G. *myxa*, mucus, + *derma*, skin.] Edematous softening of the skin.

myxœdema. Myxedema.

myxofibro'ma, pl. **myxofibro'mata** [G. *myxa*, mucus, + L. *fibra*, fiber, + G. *-ōma*.] Myxoinoma, a fibroma undergoing mucoid degeneration; one containing more or less extensive areas of mucoid tissue; fibroma myxomatodes.

myxofibrosarcoma (miks'o-fi'bro-sar-ko'mah) [G. *myxa*, mucus, + L. *fibra*, fiber, + G. *sarx* (*sark-*), flesh, + *-ōma*.] A mixed tumor containing mucoid, fibroid, and sarcomatous elements.

myxoglioma (miks'o-gli-o'mah) [G. *myxa*, mucus, + *glia*, glue, + *-ōma*.] A mixed glioma and myxoma.

myxoid [G. *myxa*, mucus, + *eidos*, resemblance.] Mucoid, resembling mucus. **m. cystoma**, myxocystoma.

myxoidedema, myxoidedema (miks'o-oyd-e-de'mah).

A severe coryza or influenza.

myxoinoma (miks'o-i-no'mah) [G. *myxa*, mucus, + *is(in-)*, fiber, + *-ōma*.] An inoma undergoing mucoid degeneration, one containing more or less extensive areas of mucoid tissue; myxofibroma, fibroma myxomatodes.

myxolipo'ma, pl. *myxolipo'mata* [G. *myxa*, mucus, + *lipos*, fat, + *-ōma*.] A mixed lipoma and myxoma; a lipoma undergoing mucoid degeneration, lipoma myxomatodes.

myxo'ma, pl. *myxo'mata* [G. *myxa*, mucus, + *-ōma*.] A tumor composed chiefly of polyhedral or stellate cells embedded in a soft matrix containing mucin. **m. fibro'sum**, myxoinoma. **m. enchondromato'sum**, myxochondroma. **m. lipomato'sum**, myxolipoma. **m. sarcomato'sum**, myxosarcoma.

myxo'matous. Relating to a myxoma.

myxomycetes (miks'o-mi-se'tēz) [G. *myxa*, mucus, + *mykēs*, fungus.] The slime-moulds or slime-fungi; an order of protozoan organisms of the subclass *Mycetozoa*, subphylum *Sarcodina*.

myxoneuro'ma [G. *myxa*, mucus + *neuron*, nerve, + *-ōma*.] A neuroma with myxomatous elements.

myxoneurosis (miks'o-nu-ro'sis) [G. *myxa*, mucus, + *neurosis*.] A neurosis affecting the mucous membranes, marked by an excessive secretion; a

mucous discharge from the respiratory or intestinal mucous membrane, unaccompanied with signs of active inflammation. **m. intestina'lis membrana'cea**, mucomembranous enteritis.

myxopapillo'ma [G. *myxa*, mucus, + *L. papilla*, + G. *-ōma*.] A papilloma with an admixture of myxomatous elements.

myx'opod [G. *myxa*, mucus, + *podas(pod-)*, foot. Schizont.

myxorrh'e'a, myxorrh'e'a [G. *myxa*, mucus, + *rhēa*, a flow.] Blennorrhœa.

myxosarco'ma, pl. *myxosarco'mata*, *myxosarco'ma*. [G. *myxa*, mucus, + *sarx*, flesh, + *-ōma*.] A mixed myxoma and sarcoma; a tumor of mixed tissue containing numerous imperfectly differentiated, vegetative, or embryonic cells, **myxosarcomatosum**.

myx'ospore [G. *myxa*, mucus, + *sporos*, seed.] One of a number of spores occurring embedded in a gelatinous mass, noted in certain fungi and protozoan organisms.

Myxosporid'ia [G. *myxa*, mucus.] An order of *Neosporidia*, with pansporoblastic reproduction; the spores having polar capsules containing threads; a number of the members of this order are parasitic in metazoan organisms, both vertebrate and invertebrate.

myze'sis [G. *myzō*, I suck.] Sucking.

N

n. Chemical symbol of *nitrogen*.
N. Abbreviation for nasal, normal.
Na. Chemical symbol for *sodium* (natrium).
N.A. Abbreviation for numerical aperture of the microscope objective.
nabalus. The herb of several species of *Nabalus*, especially *N. albus*, rattlesnake-root, a plant of eastern North America; employed as a bitter tonic, and reputed to be antidotal to rattlesnake venom.
Na₂B₄O₇ + 10H₂O. Disodic tetraborate, borax.
Naboth's glands (nah'bót) [Martin Naboth, Leipsic anatomist and physician, 1675-1721.] Nabothian glands, dilated mucous follicles in the cervix uteri; sometimes called Nabothian follicles, eggs, ova, or ovules; they are minute retention cysts resulting from closure of the openings of the uterine cervical glands.
NaBr. Sodium bromide.
NaCl. Sodium chloride, common salt.
NaClO. Sodium hypochlorite.
Na₂CO₃. Disodic carbonate, sodium carbonate, sal soda, washing soda.
nacreous (na'kre-us) [L. *nacer*, pearl shell.] Iridescent, lustrous, like mother-of-pearl.
Naegle's obliquity (na'gel-eh) [Franz Carl Naegle, German obstetrician, 1778-1851.] Inclination of the fetal head in cases of flat pelvis, so that the biparietal diameter is oblique in relation to the plane of the brim. *N. pel'vis*, see under *pelvis*.
Naegeli's maneuver (na'ga-le) [Otto Naegeli, Swiss physician, *1871.] Upward traction on the head, with one hand under the patient's jaw and the other under the occiput, for the relief of epistaxis.
nævolipoma (ne'vo-li-po'mah) [G. *lipos*, fat.] A nevus having a fatty tumor as a base, nevus lipomatodes.
na'vus, ne'vus [L. birthmark.] A congenital mark or discolored patch of the skin due to pigmentation or to hyperplasia of the blood-vessels. *capillary n.*, *n. flammeus*. *hepatic n.*, a hemorrhagic infarct of the liver. *n. angiecto'des*, *n. vascularis*. *n. angiomato'des*, a diffuse angiomatous formation in the subcutaneous connective tissue. *n. araneus* [L. *aranea*, spider], a figure represented by red lines radiating from a central red point, caused by congenital or acquired capillary dilatation. *n. caverno'sus*, angioma cavernosum. *n. corn'eum*, ichthyosis hystrix. *n. flam'meus*, *n. vascularis*. *n. licheno'des*, linear ichthyosis. *n. line'a'ris*, ichthyosis linearis. *n. lipomato'des*, *n. lipomato'sus*, nævolipoma, a nevus containing a large amount of cutaneous fat; a pigmented lipoma; a mole surmounting a small fatty tumor. *n. lu'pus*, angioma serpiginosum. *n. lymphat'icus*, cutaneous lymphangioma. *n. mater'nus*, birthmark, congenital *n. n. mollusciformis*, *n. lipomatodes*. *n. nervo'sus*, ichthyosis linearis. *n. papilla'ris*, linear ichthyosis. *n. papillomato'sus*, a prominent wartlike mole. *n. pigmento'sus*, mole, a pigmented spot or patch of varying size, raised or level with the skin. *n. pile'us*, hairy mole, a mole covered with a more or less abundant growth of hair. *n. sanguin'eus*, *n. vascularis*. *n. spi'us* [G. *spilos*, stain], a flat

mole. *n. vascula'ris*, *n. vasculo'sus*, a red discoloration of the skin, of irregular size and boundaries, caused by an overgrowth of the cutaneous capillaries. *n. veno'sus*, one formed of a patch of dilated venules. *n. verruco'sus*, a mole raised above the level of the skin. *spi'der n.*, *n. araneus*.

naf'talan. Naphthalan.

naga'na. Tsetse-fly disease, a disease of cattle and horses in South Africa due to the presence in the blood of *Trypanosoma brucei*; the parasite is carried from the sick to the well by a tsetse fly, *Glossina morsitans*.

Nagel's test (nah'gel) [Wilhelm Nagel, German physiologist, *1870.] A test for color-vision by means of cards on which the most commonly confused colors are printed in concentric circles.

NaHCO₃. Monosodic carbonate, sodium bicarbonate, cooking soda.

NaH₂PO₄. Acid sodium phosphate.

Na₂HPO₄. Sodium phosphate, disodic phosphate.

nahr'stoff-Hey'den [Ger. Heyden's nutrient material.] An albumose made from egg-albumin, used in the preparation of various culture media.

NaHSO₄. Acid sodium sulphate, sodium bisulphate.

Nail. Sodium iodide.

nail [A.S. *nagel*.] 1. Unguis, the horny plate covering the dorsal surface of the distal half of the terminal phalanx of each finger and toe. 2. A slender rod of metal, bone, or other solid substance, employed sometimes in surgery to fasten together the divided extremities of a broken bone. *egg'shell n.*, a thinning of the nail with separation from the matrix and upcurving at the anterior border. *hang-n.*, see *hangnail*. *in'growing n.*, a toenail one edge of which is overgrown by the nail-wall in the shape of a fungous mass. *reedy n.*, one marked by longitudinal ridges and furrows. *spoon n.*, a raising of the lateral edges of the nail with incurving of the central portion.

absence, *anonychia*, *anonychosis*. **atrophy**, *onychotrophy*. **bed**, *matrix*, *onychocline*, *onychostroma*. **biting**, *onychophagy*. **bleeding beneath**, *onychyphe-mia*. **breaking**, *onychoclasia*. **bruising**, *onychothla-sis*. **curvature**, *onychogryposis*, *onychocampe*, *curvatura unguium*, *Hippocratic finger*. **disease**, *onychopathy*, *onychosis*, *onychonusus*; *onychomycosis* (parasitic). **distortion**, *scabrities unguium*. **falling of**, *onychoptosis*. **hypertrophy**, *onychchaux*, *onych-auxis*, *onychophyma*, *hyperonychia*. **incurved**, *spoon-nail*. **inflammation about**, *onychia*, *paronychia*, *onychitis*, *onyxitis*, *panaris*, *panaritium*, *whitlow*, *felon*, run around. **ingrowing of**, *onychocryptosis*, *onyxis*. **ingrown**, *unguis aduncus*, *acronyx*. **nutrition of**, *onychotrophy*. **outgrowth of fold**, *pterygium*. **parasitic disease**, *onychomycosis*. **quick**, *eponychium*. **retraction of fold**, *fungus unguium*. **root**, *onychorrhiza*, *rhizonychia*, *radix unguis*. **softening**, *onychomalacia*, *hapalonychia*. **splitting**, *onychorrhexis*. **tumor of bed**, *onychoma*, *onychophosis*. **ulceration**, *onychohelcosis*; *onychostromelcosis* (of bed). **white discoloration**, *canities unguium*, *leucopathia unguium*, *leuconychia*; 1. *punctata* (spots); 1. *striata* (lines); 1. *totalis* (general). **white of**, *lunula*, *selenae*, *arcus unguium*.

nail-bed. The portion of the terminal phalanx of finger or toe covered by the nail, nail-matrix.

nail-culture. A test-tube culture in which the growth is downward in the shape of an iron nail; see cut under *culture*. Digitized by Google

nail-fold. A groove in the cutis in which lie the margins and proximal edge of the nail.

nail-ma'trix. Nail-bed.
nail-skin. Eponychium(2).
nail-wall. Vallum unguis, the cutis overlying the lateral margins and proximal edge of the nail.
Naja (nah'jah) [Hind. *nāg*, a snake.] A genus of venomous serpents, which includes the cobras. *N. tripudians* [L. *tripudiare*, to dance, to caper], cobra di capello, the hooded snake of India.
nan'ism [G. *nanos*; L. *nanus*, dwarf.] Dwarfishness.
sympomat'ic n., n. associated with delayed and deficient ossification, dentition, and sexual development.
NaNO₃. Sodium nitrate.
nanocepha'lia, nanoceph'aly [G. *nanos*, dwarf, + *kephalē*, head.] Extreme smallness of the head.
nanoceph'alous. Having a very small head.
nanoceph'alus. A monster with a very small or imperfectly developed head.
nanocor'mia [G. *nanos*, dwarf, + *kormos*, trunk of a tree.] Extreme smallness of the body compared with the head and extremities.
nanocor'mus. A monster with disproportionately small body.
nan'oid [G. *nanos*, dwarf, + *eidos*, resemblance.] 1. Dwarfish. 2. A pygmy.
nanome'lia [G. *nanos*, dwarf, + *melos*, limb.] Extreme smallness of the extremities.
nanom'elous. Having very small extremities.
nanom'elus. A monster with disproportionately small or undeveloped extremities.
nanoso'ma, nanoso'mia [G. *nanos*, dwarf, + *sōma*, body.] Dwarfishness, nanism.
nanoso'mus. A dwarf.
nan'ous. Dwarfish.
nan'us [L.; G. *nanos*.] A dwarf, a pygmy.
NaOH. Sodium hydroxide, caustic soda.
Napa Soda Springs, California. Alkaline-chalybeate-carbonated waters, 65° F. to 68° F. Twenty-seven springs. Used by drinking and bathing in anemia, chlorosis, malarial poisoning, Bright's disease, chronic cystitis, acid conditions of the blood and urine, and diseases of women.
nape. 1. Nucha, the back part of the neck. 2. A variety of cabbage, *Brassica campestris*.
nap'elline. An alkaloid from the root of *Aconitum napellus*, possibly identical with aconine; analgesic in doses of gr. $\frac{1}{15}$ (0.006).
nap'ha-water. Orange-flower water, a perfume distilled from orange-flowers.
naph'tha [G.] A volatile, colorless, inflammable fluid distilled from petroleum.
naph'thalan. A gelatinous substance, a mixture of anhydrous soap and the residue after the distillation of a variety of naphtha; employed alone or mixed with other materials as a protective dressing in burns and skin diseases.
naphthalene (naf'thal-én), **naphthal'e'num** (U.S.). Tar camphor, a hydrocarbon obtained from coal-tar and crystallized; occurs as white lustrous plates of tarry odor and burning taste; employed as an intestinal antiseptic in doses of gr. 2-8 (0.13-0.5).
naphthalin (naf'thal-in). Naphthalene. *n. io'doform, pulvis iodoformi compositus* (N.F.).
naph'thalol. Naphthyl* salicylate, betol.
naph'thalamine. Hexamethylenamine.
naphthofo'rmin. An antiseptic mixture of naphthol and formaldehyde.
naph'thol, naphtho'lum. A phenol of naphthalene, C₁₀H₇OH; see *alpha-naphthol* and *beta-naphthol*. *n. aris'tol*, iodonaphthol. *n. carboxyl'ic acid*, an antiseptic naphthol compound.
naph'tholate. A compound of naphthol in which

the hydrogen in the hydroxyl radical is substituted by a base.
naphthopyrrine (naf-tho-pi-rén). An antiseptic compound of naphthol and antipyrine.
naphthoresorcin (naf-tho-re-zor'sin). A crystalline antiseptic compound of naphthol and resorcin.
naphthosal'icid. An antiseptic compound of naphthol and salicin.
naphthosal'ol. Naphthyl salicylate.
naphthox'ol. Trade name of an antiseptic solution containing naphthol, hydrogen peroxide, and alcohol.
naph'thyl. The naphthol radical, C₁₀H₇. *n. acetohol*, naphthol. *n. ben'zoate, benzene-naphthol*. *n. benzoyl*-naphthol*. *n. lac'tate, lactol*. *n. phenol*, naphthol. *n. sal'icylate, betol, naphthosalinaphthalol, salinaphthalol*, formed by the reaction of betanaphthol and salicylic acid is in presence of phosphorus oxychloride; a white, odorless, tasteless powder, insoluble in water, employed in rheumatism, cystitis, and as an intestinal antiseptic in doses of gr. 4-8 (0.25-0.5).
naph'tol. Naphthol.
nap'iform [L. *napus*, turnip, + *forma*, shape]. Turnip-shaped, applied in description of the liquefaction in a gelatin stab-culture; see *cut under culture*, C, 2.
Na₃PO₄. Basic sodium phosphate, trisodic phosphate.
nap'us. Rape-seed, the seed of *Brassica napus* from which rape-seed oil is obtained.
narceine (nar'se-én). An alkaloid of opium C₂₁H₂₇NO₈, occurring as white, silky crystals, slightly soluble in water; said to be similar in its action to morphine, without the disagreeable effects of the latter, in doses of gr. $\frac{1}{4}$ - $\frac{1}{2}$ (0.01-0.045).
nar'cism. Narcissism.
narcissine (nar-sis'én). An alkaloid prepared from the bulb of the daffodil, *Narcissus pseudonarcissus*, emetic and cathartic.
narcissism (nar-sis'izm) [G. *Narkissos*, the son of a river god who conceived a consuming passion for the reflection of himself which he saw in a fountain.] Self-love, sexual attraction toward one's own person.
Narcis'sus [G. *narkissos*.] A genus of plants of the order *Amaryllidaceae*, which includes the daffodil. *N. pseudonarcissus*.
narcophyp'nia [G. *narkē*, numbness, + *hypnōs*, sleep.] A general numbness sometimes experienced at the moment of waking.
nar'colepsy [G. *narkōsis*, a benumbing, + *hypnōs*, seizure.] 1. Petit mal.* 2. Paroxysmal sleep.*
narco'ma. Narcosis.
narcoma'nia. 1. A craving for narcotics. 2. Insanity resulting from a narcotic-drug habit or alcoholism.
narcoma'niac. A subject of narcomania.
narco'sis [G. a benumbing.] Stupor or general anesthesia produced by some narcotic drug.
insuffla'tion n., general anesthesia induced by passing a tube between the vocal cords into the trachea and insufflating a mixture of compressed air and ether. *med'ullary n., general anesthesia induced by the injection of a local anesthetic such as cocaine or stovaine into the sheath of the lumbar spinal cord; spinal anesthesia* (2). *n. paral'ysis, paralysis resulting from pressure on a nerve during surgical anesthesia*.
narcot'ic. 1. Relating to or causing narcosis. 2. An agent which produces profound sleep or general anesthesia.

narcotico-irritant. Possessing both narcotic and irritant properties, noting certain poisons.

narcotile. A liquid mixture of various ethyl and methyl chlorides, recommended for the production of general anesthesia by inhalation.

narcotine (nar'ko-tén). An alkaloid of opium, $C_{27}H_{23}NO_7$, occurring as colorless prisms insoluble in water; antiperiodic in doses of gr. 1-3 (0.06-0.3).

narcotism. Stupor induced by a narcotic drug.

narcotize. To bring under the influence of a narcotic.

narcotin'ic acid. An acid obtained by heating narcotine with caustic potassa.

narcyl. Trade name of ethylnarceine hydrochloride, antispasmodic; used in whooping-cough and asthma in doses of gr. 1 (0.06).

nard. Spikenard, the rhizome of *Aralia racemosa* and *A. nudicaulis*; aromatic. Celtic n., the rhizome of *Valeriana celtica*, sumbul ekleti.

naregamia. The root of *Naregamia alata*, Goa ipecac, employed as a substitute for ipecac in doses of gr 10-30 (0.6-2.0) of a tincture.

naregamine. An alkaloid from naregamia, resembling emetine.

nargol. A trade name for silver nucleinate; a light brownish powder, soluble in warm water and containing 10 per cent. of metallic silver; said to be comparatively non-irritating.

naris, pl. nares [L.] Nostril; the opening, especially [BNA] the anterior opening, of the nasal fossa on either side. **anterior n.**, the nostril, naris [BNA]. **posterior n.**, the posterior opening of the nasal fossa on either side, choana [BNA].

nasal (na'zal) [L. *nasalis*.] Relating to the nose. **n. gleet**, a catarrhal affection of the horse, marked by a chronic nasal discharge of bluish white color and creamy consistency and sometimes having an offensive odor. **n. height**, distance between the nasion and the lower border of the nasal aperture. **n. index**, see *index*. **n. width**, maximum width of the nasal aperture in the macerated skull.

nascent (nas'ent) [L. *nasci*, to be born.] 1. Beginning, incipient. 2. Noting the state of a chemical element at the moment it is set free from one of its compounds.

nash'a fe'ver. A fever of short duration accompanying painful congestion and swelling of the nasal mucous membrane; it has been described as occurring in certain parts of India, but its identity is questioned.

nasioniac (na'si-o-in'i-ak). Relating to the nasion and theinion; noting the distance in a straight line between the frontonasal suture and the external occipital protuberance.

nasion (na'si-on) [L. *nasus*, nose.] A point on the skull corresponding to the middle of the nasofrontal suture.

nasitis (na-si'(se')tis) [L. *nasus*, nose, + G. *-itis*.] Rhinitis.

Nashmyth's cuticle or mem'brane (Alexander Nashmyth, London dentist, born in Scotland, *1847.) Cuticular dentis.

Na₂SO₄. Neutral sodium sulphate, disodic sulphate, Glauber's salt.

nascent'ral. Relating to the nose and the antrum of Highmore.

nasoontritis (na'zo-an-tri'(tre')tis). Rhinoantritis.

nasoon'tal. Relating to the nose and the forehead, or to the nasal fossæ and the frontal sinuses.

nasolabial [L. *nasus*, nose, + *labium*, lip.] Relating to the nose and the upper lip; noting a muscular band comprising the attachment of the

mesial fibers of the orbicularis oris muscle to the nasal septum.

nasolac'rymal. Relating to the nasal and the lacrymal bones, or to the nasal fossæ and the lacrymal ducts.

nasomanom'eter. A form of manometer used to determine the intranasal air-pressure and consequently the degree of freedom from obstruction of the nasal passages.

nasopalatine (na'zo-pal'a-tin). Relating to the nose and the palate; noting a small artery, the continuation of the sphenopalatine, a branch of the internal maxillary; and a nerve, a branch of Meckel's, or the sphenopalatine, ganglion.

nasopharyn'geal. Rhinopharyngeal, relating to the nasal cavity and the pharynx or to the nasopharynx; noting also a slight groove marking the separation of the nasal cavity from the pharynx.

nasopharyngitis (na-zo-far-in-ji'(je')tis). Rhinopharyngitis, inflammation of the mucous membrane of the upper portion of the pharynx and the posterior nares.

nasophar'ynx [L. *nasus*, nose, + G. *pharynx*.] Rhinopharynx, the upper portion of the pharynx, above the level of the palate.

nasorostral (na'zo-ros'tral). Relating to the rostrum of the sphenoid bone.

na'soscope [L. *nasus*, nose, + G. *skopeō*, I examine.] Rhinoscope.

nasosinusitis, nasosinusitis (na'zo-sin-u-i'(e')tis, na'zo-si-nus-i'(e')tis) [L. *nasus*, nose, + *sinus* + G. *-itis*.] Inflammation of the nasal cavities and of the accessory sinuses.

nas'rol. Trade name of a salt, usually the sodium salt, of caffeine-sulphonic acid; diuretic in doses of gr. 10-15 (0.6-1.0); called also symphorol.

nas'tin [G. *nastos*, solid, close-pressed.] A fatty body extracted from a culture of *Streptothrix leproides* by Deycke and Reschad Bey, which it is claimed will produce in conjunction with benzoyl chloride an active immunity against the lepra bacillus and other acid-fast bacilli, including the tubercle bacillus.

na'sus, gen. na'si [L.] Nose.

na'tal. 1. [L. *natus*, birth.] Relating to birth. 2. [L. *nates*, buttocks.] Relating to the buttocks or nates.

Natal' boil, N. sore [Natal, a district in South Africa.] Oriental boil.*

natal'ity [L. *natalis*, relating to birth.] The birth-rate, the ratio of births to the general population.

natal'oin. Aloin derived from Natal aloes, an unofficial variety of the drug.

nates (na'téz) [pl. of natis.] 1. The buttocks. 2. The two anterior bodies or superior hillocks of the corpora quadrigemina, colliculi superiores [BNA].

National Formulary (nash'on-al for'mu-ler-i). A book issued by the American Pharmaceutical Association, containing several hundred formulas of pharmaceutical preparations, not official in the Pharmacopeia, but in more or less general use by practitioners. It was first issued in 1887 and a third edition appeared in 1906; the latter was made a legal standard in the United States by the provision of the National Food and Drugs Act in January, 1907. Abbreviation: N.F.

na'trium [G. *natrion*, caustic soda or potassa; Ar. *natrūn*, sodium carbonate.] Sodium.

na'tron. A native hydrous sodium carbonate.

na'trum. The official homeopathic name of sodium. **n. muriat'icum**, sodium chloride, one part of common salt dissolved in nine parts by weight of distilled water; used in anemia, watery coryza,

cold sores, cracked lips, marasmus, intermittent fever, headache, constipation, and mental depression, in doses of the 30th to 200th potency. **n. phosphoricum**, sodium phosphate; used in cases of general acidity, in rheumatism, heartburn, acid dyspepsia, and acid diarrhea, in the 3x to 12x trituration. **n. sulphuricum**, sodium sulphate; used in bilious states, influenza, jaundice, diabetes, asthma, and renal disorders, in doses of the 3x to 12x trituration.

nat'uary [L. *natus*, birth.] A lying-in ward; a ward for the care of women during childbirth.

nat'ural [L. *natura*, nature.] Normal, relating to nature; not artificial.

Nauheim treat'ment (now'hīm) [*Nauheim* a city in Hesse-Darmstadt, Germany.] Treatment of certain cardiac affections by baths in water through which carbonic-acid gas is bubbling, followed by resisting exercises and sometimes the terraiukur.* Called also, after the originators, the Schott* treatment. See Bad Nauheim.

Naunyn-Minkowski meth'od (now'nin-min-kov'ske) [Bernhard *Naunyn*, German physician, *1839; *Oskar Minkowski*.] Palpation of the kidney after distention of the colon with gas.

naupathia (naw-path'i-ah) [G. *naus*, ship, + *pathos*, suffering.] Seasickness.

nausea (naw'shyah) [G. *nausia*, seasickness.] Sickness at the stomach, an inclination to vomit. **n. grvida'rum** [L. gen. pl. of *grvida*, a pregnant woman], the morning-sickness of pregnant women.

nauseant (naw'shyant). Nauseating, causing nausea.

nauseate (naw'shyāt). To make sick at the stomach.

nauseous (naw'shyūs). Nauseant.

nav'el [A.S. *nafela*.] Umbilicus, the depressed scar at the central part of the abdominal wall, marking the point where the umbilical cord was attached in the fetus. **n. of the drum membrane**, umbo membranæ tympani. **n. string**, umbilical cord.

navic'ular [L. *navicula*, dim. of *navis*, ship.] Boat-shaped, scaphoid; noting a bone in the carpus and one in the tarsus. **n. disease**, inflammation of the navicular bone and surrounding structures in the horse; it is marked in the beginning by intermittent limping, followed later by atrophy and stiffness of the muscles of the chest and shoulder, or chest founder, caused by the unnatural gait.

navicularthrits (nā-vik'u-lar-thri'(thre'tis) [L. *naviculare* + G. *arthron*, joint, + *-itis*.] Navicular disease, podotrochilitis.*

Neapol'itan fe'ver. Malta* fever.

near-point. In optics the nearest point at which an object can be seen with perfect distinctness.

near-sight. Short-sight, myopia.

near-sighted. Myopic, short-sighted.

near-sight'edness. Myopia, short-sightedness.

nearthrosis (ne-ar-thro'sis) [G. *neos*, new, + *arthrosis*, joint.] Pseudarthrosis, false joint.

nebenkern (nā'ben-kern) [Ger. *neben*, near, *kern*, nucleus.] A mass or shred of chromatin-staining material outside of the nucleus in the cytoplasm.

Nebinger-Praun opera'tion (nā'bing-er-prown) [Edward *Praun*, German laryngologist, contemporary.] For frontal sinus disease; skin incision from the nasofrontal suture at edge of orbit to supraorbital notch; the anterior bony wall is removed by chisel and a vertical cut, 4 to 6 cm. long, is made following the frontal vein.

neb'ula [L. fog, cloud.] A faint, fog-like opacity of the cornea.

nebuliza'tion. Spraying, vaporization.

neb'ulize [L. *nebula*, mist.] To break up a liquid into a fine spray or vapor, to vaporize.

neb'ulizer. An atomizer, a vaporizer; an apparatus for throwing a liquid in the form of a fine spray or vapor.

Neca'tor america'nus [L. *neccator*, a murderer. *Uncinaria americana*, new-world hookworm.

neck [A.S. *hnecca*.] Cervix, collum, trachea. 1. The part between the shoulders or thorax and the head. 2. In anatomy any constricted portion having a fancied resemblance to the neck of an animal. **anatom'ical n.**, collum anatomice, the constricted portion just below the head of the humerus. **back of the n.**, nucha, nape, **anatom'ical n.**, nucha, scruff. **n. of a tooth**, collum dentis, the slightly constricted part of a tooth, covered by the gum, connecting the crown with the root. **n. of the womb**, cervix uteri. **pit of the n.**, suprasternal notch. **scruff of the n.**, nucha, nape. **surgical n.**, collum chirurgicum, the narrowing portion of the humerus below the tuberosities, so called because fracture is common here. **wry n.**, torticollis.

neck-band. Cervical localization of skin lesions in pellagra.

necre'mia, necremia (nē-kre'mī-ah) [G. *nekros*, dead, + *haima*, blood.] A condition marked by death of a large proportion of the red blood-corpuscles.

necrec'tomy [G. *nekros*, dead, + *ektomē*, extrusion.] Operative removal of any necrosed tissue.

necrobacillo'sis. A disease of animals marked by caseonecrotic lesions, and due to the presence of *Bacillus necrophorus*.

necrobiosis (nek-ro-bi-o'sis) [G. *nekros*, corpse, + *biōsis*, life.] The gradual death of a part in consequence of degenerative or retrograde processes by some regarded as synonymous with necrosis.

necrocyto'sis [G. *nekros*, dead, + *kytos*, a blood-cell.] Cellular necrosis, death of the cells of a part.

necrogen'ic [G. *nekros*, a corpse, + *gennadō*, I produce.] Having origin in dead matter.

necrogenous (nē-kroj'en-us). Necrogenic.

necrobiot'ic. Relating to necrobiosis, necrotic.

necrol'ogist. A student of, or one expert in the interpretation of mortality statistics.

necrology (nē-krol'o-jī). 1. The science of the collection, classification, and interpretation of mortality statistics. 2. Mortality statistics. A list of members of a society or of other persons having social or business relations who have died within the year or some other definite period of time.

necroma'nia [G. *nekros*, a corpse, + *mania*, frenzy.] 1. A morbid tendency to dwell with anxiety on death. 2. A morbid attraction toward corpses.

necrom'e'ter [G. *nekros*, corpse, + *metron*, measure.] An instrument for measuring a dead body or any of its parts or organs.

necronec'tomy. Necrectomy.

necroph'agous [G. *nekros*, dead, + *phagō*, I eat.] 1. Living on carrion. 2. Necrophilous.

necrophili'um (nē-krof'il-izm) [G. *nekros*, a corpse, + *phileō*, I love.] 1. A morbid fondness for lying in the presence of dead bodies. 2. A sexual perversion in relation to corpses.

necroph'ilous [G. *nekros*, a corpse, + *phileō*, I am fond of.] Having a preference for dead things, noting certain bacteria.

necropho'bia [G. *nekros*, dead, + *phobos*, fear.] Morbid aversion to a corpse. 2. Thanatophobia, morbid fear of death.

acropneumonia (nek-ro-nu-mo'ni-ah) [G. *nekros*, dead, + *pneumon*, lung.] Gangrene of the lungs.
autopsy [G. *nekros*, corpse, + *opsis*, view.] Autopsy, post-mortem examination.

autopsy [G. *nekros*, corpse, + *skopeō*, I examine.] Necropsy.

ecrosis (nek'rōz, nek-rōz') [G. *nekroō*, I make dead.]
 1. To cause necrosis. 2. To become the seat of necrosis.

necrosis (nē-kro'sis) [G. *nekrosis*, a killing.] Local death; the death of more or less extensive groups of cells with degenerative changes in the intercellular substance. It is by some distinguished from *necrobiosis* as being a rapid death due to some definite cause, the latter being gradual and the result of retrograde processes. **caseous n.**, n. with the formation of a cheesy material such as occurs in tuberculosis. **central n.**, n. involving the deeper portions of an organ, a bone, or other tissue. **coagulation n.**, a condition accompanying infarcts, especially of the kidney and spleen, the affected area being converted into a firm, rather homogeneous mass, the process being one of coagulation of proteins of the part, similar to, or identical with, that occurring in coagulation of blood-serum by a bacterial enzyme. **colliquative n.**, a condition in which necrotic tissues become soft and almost fluid, of frequent occurrence in the central nervous tissues. **fat n.**, the death of circumscribed areas of fatty tissue with the formation of whitish foci. **n. progre'diens**, progressive sloughing. **n. ustulagin'ea**, gangrene caused by the long-continued use of ergot to'tal n., death of an entire organ, bone, or other part.

necropermia [G. *nekros*, dead.] A discharge of non-living spermatozoa.

necrotic. Relating to or affected by necrosis.

necrotize [G. *nekroō*, I make dead, I mortify.] To necrose.

necrotomy [G. *nekros*, corpse, + *tomē*, cutting.] 1. Dissection. 2. [necrosis.] Operation for the removal of a sequestrum or necrosed portion of bone; necrectomy. **osteoplas'tic n.**, an operation for necrosis of a long bone in which a rectangular flap of bone is sawn and chiselled out on three sides and then broken back, by using the chisel as a lever; the sequestrum is then removed and the cavity curetted and irrigated, and finally the flap of sound bone is replaced.

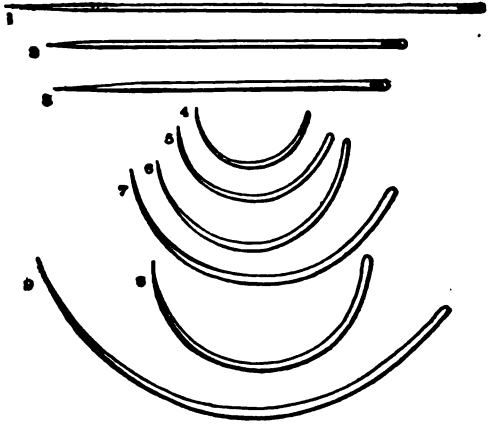
nectar'dra [G. *nektar* + *andr*(*andr*-), man (stamen).] The bark of *Nectandra rodieri*, bebeeru* bark.

nectary [G. *nektar*, nectar.] In botany, any flower-organ which secretes a sweet liquid.

nectrianin. A liquid extract from cultures of *Nectria ditissima*, an organism producing excrescences, so-called cancer, on trees; analgesic, and has been suggested in the treatment of cancer in man, in doses of 0.45 (3.0) by hypodermic injection, and externally in the form of a paste.

Nodden's bacillus (tsoor-ned'en) [M. *sur Nodden*, German ophthalmologist, *1870.] A small, slightly curved bacillus found at times in ulcerative conditions of the cornea.

of a cataract by means of a needle or very slender knife. **aneurysm n.**, **artery n.**, a blunt-pointed curved needle, set in a handle, with the eye at the point, used for passing a ligature beneath and around an artery. **aspirating n.**, a hollow needle used for withdrawing fluid from a cavity, an aspirator tube being attached to one end, the other being thrust into the cavity. **cat'aract n.**, a form of n. or very slender knife used in the removal or the dissection of a cataract. **explor'ing**



SURGICAL NEEDLES.

1. With cutting point for the skin; 2. with round point for suture of the intestine; 3. saddler's needle for the skin; 4, 5, 6, 7, curved round-pointed needles for suture of the intestine or peritoneum; 8, 9, curved with cutting point for skin and mucous membrane.

n., a stout n. with a longitudinal groove, which is thrust into a tumor or cavity in order to determine whether or not fluid is present, the latter escaping externally along the groove. **hypoder'mic n.**, a hollow n. similar to, but smaller than, an aspirating n., attached to a syringe; used for injecting liquids beneath the skin or for withdrawing fluid for examination from an abscess or cyst.

nee'dle-bath. A variety of shower bath in which the water is projected forcibly against a part in the form of very fine jets.

nee'dle-carrier. Needle-holder.

nee'dle-forceps. Needle-holder.

nee'dle-holder. An instrument used for grasping a needle when passing sutures in a cavity or other part not easily reached by the fingers.



NEEDLE-HOLDER.

nee'dling. 1. Dissection of a soft cataract. 2. Treatment of an aneurysm by the insertion of a fine needle far enough to reach the opposite wall, the intima of which is then scratched so as to roughen it and induce coagulation.

Neef's ham'mer (nāf). An apparatus for the rapid automatic opening and closing of a galvanic current; called also Wagner's hammer.

Neftel's disease [William Basil Neftel, New York neurologist of Russian birth, 1830-1906.] Pares-



ASPIRATING NEEDLE.

needle (ne'dl). 1. A slender, usually sharp-pointed, instrument used for puncturing the tissues, for guiding the thread or wire in suturing, or for passing a ligature around an artery. 2. To separate the tissues by means of one or two needles, in the dissection of small parts. 3. To perform dissection

thesia of the head and trunk and extreme discomfort in any but the recumbent position.

neg'ative phase. The temporary lowering of the opsonic index following an injection of bacillary vaccine.

neg'ativism [L. *negare*, to deny, to refuse.] An insane tendency to do the opposite of what one is requested to do.

Negri bodies or corpuscles (na'gre) [Adelchi *Negri*, Italian physician, 1876-1912.] Minute bodies found as cell inclusions in the Purkinje cells of the cerebellum in rabies; believed to be the protozoal cause of the disease and called *Neurorhynchus hydrophobia*.

neg'ro [Sp. black.] A person with black skin, thick lips, broad nose, and woolly hair, a native or descendant of a native of equatorial Africa. *n. cachex'ia*, geophagy. *n. leth'argy*, sleeping-sickness.

Neisser's coc'cus (ni'ser) [Albert Ludwig Siegmund *Neisser*, Breslau physician, *1855.] *Micrococcus gonorrhoea*.

Neisser's stain. (ni'ser) [Max *Neisser*, German bacteriologist, *1869.] For the polar nuclei of the diphtheria bacillus; a mixture of 2 parts of solution a (methylene blue 1, absorbent alcohol 20, distilled water 1000, glacial acetic acid 50) and 1 part solution b (crystal violet 1, absolute alcohol 10, distilled water 300); after-stain with chrysoidin.

Neisser-Doering phenom'emon (ni'ser-dé'ring) [Ernst *Neisser* German physician, *1863; Hans *Doering*, German physician, *1871.] The lack of hemolytic action in human serum due to the presence of an antihemolytic substance capable of neutralizing the hemolysin normally present; the phenomenon is rare, but has been observed especially in cases of arteriosclerosis and cirrhotic kidney.

Neisser-Wechsberg phenom'emon (ni'ser-vekhs'berg) [Max *Neisser*, German physician, *1869; Friedrich *Wechsberg*, German physician, contemporary.] Deviation of complement; a bacteriolytic or hemolytic serum is active only within certain limits of dose, an amount below or in excess of these limits having little or no effect; the solvent effect on blood-cells or bacteria of amboceptor in the presence of complement is therefore lessened or absent when an excess of amboceptor (immune body or specific antibody) is added.

Neisseria (ni-se'r-rah) [after Albert Ludwig Siegmund *Neisser*, Breslau physician, *1855.] A tentative generic name for diplococci in the shape of flattened hemispheres with the flat surfaces apposed, like the gonococci. Among the many species are the following: *N. al'bicans*, a form resembling the gonococcus, but larger, found in the vagina. *N. gonorrhoe'ae*, the gonococcus. *N. michel'i*, a species thought to be the cause of trachoma; it resembles the gonococcus and is found in the trachoma granulations. *N. rebell'is*, a species found in trachoma, possibly the same as *N. michel'i*. *N. subfla'va*, a pyogenic species found in the healthy urethra and vagina. *N. weichselbaum'i*, *Diplococcus intracellularis meningitidis*.

Nélaton's cath'eter (na-lā-toñ') [Auguste *Nélaton*, Parisian surgeon, 1807-1873.] A flexible catheter of red rubber. *N.'s fl'bers*, *N.'s sphincter*. *N.'s line*, a line drawn from the anterior superior spine of the ilium to the tuberosity of the ischium; normally the great trochanter lies in this line, but in cases of iliac dislocation of the hip or fracture of

the neck of the femur the trochanter is felt above the line; called also *Roser-Nélaton line*. *N.'s probe*, a probe with a rough porcelain tip, used in searching for a bullet which will make a black mark on the probe. *N.'s sphincter*, an involuntary band of circular muscular fibers in the wall of the rectum between three and four inches above the anus. *N.'s tumor*, a fibrous tumor of the abdominal wall.

nel'avan. Sleeping-sickness.

nematelminth (ne-mah-thel'minth) [G. *nema*, thread, + *helmins*, a worm.] A nematode worm, any worm of the order *Nematoda*.

ne'matoblast [G. *nēma*, thread, + *blastos*, germ. Spermatoblast.

Nematoda, Nematoid'ea [G. *nēma* (nē-mah), thread, + *eidos*, form.] An order of *Vermes*, or worms, mostly parasitic; the nematoid, nematoid, round, or thread worms. The order includes most of the parasitic worms such as tapeworms, roundworms, filariae, trichinae, etc.

ne'matode, ne'matoid [G. *nēma* (nē-mah), thread, + *eidos*, resemblance.] Thread-like, noting a parasitic worm of the order *Nematoda*.

Nencki's test (nents'ke) [Marcellus von *Nencki*, Polish physician, 1847-1901.] Fuming nitric acid gives a red color when added to a liquid containing indol.

Nenn'dorf, Prussia. Sulphurous waters. C. Sulphurous mud baths. Used by drinking or bathing in chronic gout and rheumatism, articular neuralgia, catarrh of the respiratory organs, asthma, scrofula, metallic poisonings, skin affections, hemorrhoids, neuroses, and diseases of women. May 1 to October 1.

neo- [G. *neos*, new.] A prefix noting new or recent.

neocarsyco'dile. Arrhenal, sodii* methylarsenat

neocarthro'sis. Nearthrosis.

neocyto'sis (ne-o-si-to'sis) [G. *neos*, new, + *cytos*, + *-osis*.] Presence of immature cells in the peripheral blood, "deviation to the left."

neoferr'um [G. *neos*, new, + L. *ferrum*, iron.] Trade name of a mixture of arsenic, iron, maltose, and manganese in sherry; recommended in anemias and as a general tonic.

neofe'tal. Relating to the neonetus, noting the period of intrauterine life embracing the latter half of the second month or the eighth and ninth weeks.

neofe'tus. The intrauterine organism in the transitional period between embryo and fetus.

neofor'mans. *Micrococcus neoformans*.

neoformat'ion [G. *neos*, new, + L. *formare*, to form. 1. Neoplasm. 2. Regeneration.

neog'ala [G. *neos*, new, + *gala*, milk.] The first milk formed in the breasts after childbirth.

neogen'esis [G. *neos*, new, + *genesis*, production. Regeneration, new formation.

neogenet'ic. Relating to neogenesis.

neoph'y-men [G. *neos*, new, + *hymēn*, membrane. Pseudomembrane, false membrane.

neologism (ne-ol'o-jizm) [G. *neos*, new, + *logos*, word.] A form of lalopathy in which the patient coins new and meaningless words.

neomem'brane [G. *neos*, new.] Pseudomembrane, false membrane.

ne'omorph, neomorph'ism [G. *neos*, new, + *morphē*, form.] A new formation; a structure found in higher organisms, no, or only slight, traces of which exist in lower orders.

ne'on [G. *neos*, new.] A gaseous element in the atmosphere, separated from argon by Ramsay in 1898.

neona'tal [G. *neos*, new, + L. *natalis*, relating to birth.] Relating to the period immediately succeeding birth.

neona'tus [G. *neos*, new, + L. *natus*, born.] New-born.

neopal'lium [G. *neos*, new.] The pallium of the cortex (which is of more recent origin), as distinguished from the olfactory portion.

neophre'nia [G. *neos*, new, + *phrên*, mind.] Any form of insanity occurring in a child.

neoplasia [G. *neos*, new, + *plasis*, a moulding.] The formation of new tissue or of a tumor.

ne'oplasm [G. *neos*, new, + *plasma*, thing formed.] A new growth, tumor.* **histoid n.**, a tumor of a structure similar to that of the part from which it springs.

neoplas'tic. Relating to a neoplasm.

ne'oplasty. 1. Neoplasia. 2. Reparative or plastic surgery.

neosal'varsan [G. *neos*, new.] No. 914; a condensation product of salvarsan and formaldehyde-sulphoxyl-acid sodium; it differs from No. 606 in being neutral in reaction, more soluble, and less toxic, being especially adapted for intramuscular injection.

Neosporid'ia [G. *neos*, new, + *sporos*, seed.] A class of *Sporosoa* in which sporulation occurs without the loss of individuality of the parent cell.

neozyme (ne'o-zim) [G. *neos*, new + *symê*, leaven.] Metathrombin activated temporarily by the addition of decinormal alkali solution followed by neutralization with acid.

nepen'the (ne-pen'the) [G. *nêpenthês*, removing sorrow.] Trade name of a deodorized preparation of opium of the same strength as the official tincture.

nep'eta. Catnip, catmint, the herbage of *Nepeta cataria*; used as a domestic remedy in infantile colic, hysteria, amenorrhea, and dysmenorrhea in the form of a tea, or infusion; dose of the fluid-extract, 3̄-1 (2.0-4.0).

nephelom'eter [Gr. *nephelê*, cloud, *metron*, measure.] An instrument for estimating the number of bacteria in a suspension, used as a vaccine in opsonic therapy, by comparing its opacity with that of one of a series of standardizing tubes containing precipitates of barium sulphate of varying density.

nephelom'etry [G. *nephelê*, cloud, + *metron*, measure.] The determination of the degree of cloudiness or turbidity in a fluid, such as the urine.

nephe'opia [G. *nephelê*, cloud, + *ôps(ôp-)*, eye.] Dimness of vision due to cataract or cloudiness of the cornea.

nephradenoma (nef-rad-e-no'mah) [G. *nephros*, kidney.] Adenoma of the kidney.

nephral'gia [G. *nephros*, kidney, + *algos*, pain.] Pain in the kidney.

nephral'gic. Relating to nephralgia.

nephrapos'tasis [G. *nephros*, kidney, + *apostasis*, an abscess.] Abscess of the kidney; pyonephrosis.

nephtrato'nia, nephtrato'ny [G. *nephros*, kidney, + *a-priv*, + *tonos*, tension.] Diminished functional activity of the kidneys.

nephrauxe (nê-frawk'se) [G. *nephros*, kidney, + *auxê*, increase.] Hypertrophy of the kidney.

nephrectasia, nephrectasy (nef-rek-ta'si-ah, nef-rek-ta-si) [G. *nephros*, kidney, + *ektasis*, extension.] Dilatation of the pelvis of the kidney.

nephrec'tomize. To perform nephrectomy upon.

nephrec'tomy [G. *nephros*, kidney, + *ektomê*, excision.] The operation of removing a kidney.

abdom'inal n., removal of the kidney through an

anterior incision, involving a double incision of the peritoneum. **paraperiton'eal n.,** performed by an incision in the side below the ribs, the kidney being reached by a blunt dissection behind the peritoneum.

nephreico'sis [G. *nephros*, kidney, + *helkôsis*, ulceration.] Ulceration of the mucous membrane of the pelvis or calyces of the kidney.

nephre'mia, nephra'mia [G. *nephros*, kidney, + *haima*, blood.] Hyperemia or congestion of the kidney.

neph'remphrax'is [G. *nephros*, kidney, + *emphraxis*, a stoppage.] Obstruction in the renal tubules.

neph'ria. Bright's disease.

neph'ric. Relating to the kidney, renal.

nephrid'ium [G. *nephridios*, relating to the kidney.] One of the segments in the embryo developing into the excretory portion of the kidney and a portion of the ovary or testis.

neph'rin. Cystin.

neph'rism. The aggregate of symptoms characteristic of chronic disease of the kidneys.

nephrit'ic. Relating to or suffering from nephritis.

nephrit'ides. Plural of *nephritis*.

nephritis (nê-fri'(frê'tis) [G. *nephros*, kidney, + *-itis*.] Inflammation of the kidneys. **acute' n.**, an acute inflammation affecting chiefly the parenchyma of the kidney; it is characterized by the presence of albumin, and often blood, in the urine, by reduction in amount of the urine, edema, headache, and often nausea. **acute' intersti'tial n.**, a form occurring usually in children, in which there is an extensive infiltration of cells resembling plasma-cells; the kidneys are enlarged and the tissue is soft and friable. **catarrhal n.**, acute **n.** **chronic n.**, a progressive diffuse inflammatory and degenerative process in the kidneys; the symptoms in the early stages are not pronounced, in the later stages one sees emaciation, edema, and uremic manifestations; the pathological changes are those of the small white kidney and the large white kidney; granular kidney is usually regarded as a noninflammatory sclerotic degeneration, not strictly a nephritis. **croupous n.**, acute **n.** **desquam'ative n.**, acute **n.** **diffuse' n.**, inflammation involving all of the kidney structures. **ex'udative n.**, inflammation of the kidneys in which there is exudation of the serum and usually also of the formed elements of the blood. **glomer'ular n.**, chronic inflammation of the kidney involving chiefly the glomeruli. **in'durative n.**, a chronic inflammation of the kidney characterized by a marked increase of the connective-tissue stroma and atrophy of the secreting portions of the organ. **intersti'tial n.**, a form in which the interstitial connective tissue is chiefly affected. **parenchy'matous n.**, inflammation of the stroma of the kidneys; the chronic form constitutes what is called the large white kidney, see **chronic n.** **produc'tive n.**, inflammation of the kidneys in which there is an exudation of the serum, and usually also of the formed elements, of the blood, together with a proliferation of the connective-tissue stroma. **tubal n.**, parenchymatous nephritis in which there are pronounced lesions of the straight and convoluted tubes, with desquamation of the epithelium and the presence of cylinders.

nephrocapsec'tomy [G. *nephros*, kidney, + L. *capsula*, capsule, + G. *ektomê*, excision.] Stripping away the capsule of the kidney for the relief of chronic nephritis; Edebohl's operation.

nephrocar'diac [G. *nephros*, kidney, + *kardiá*, heart.] Relating to the kidney and the heart.

nephrocele (nef'ro-sēl) [G. *nephros*, kidney, + *kēlē*, hernia.] Hernial displacement of a kidney.

nephrocystanastomosis (nef'ro-sist'an-as-to-mo'sis) [G. *nephros*, kidney, + *kystis*, bladder, + *anastomōsis*, an outlet.] The establishment of an artificial connection between the kidney and the bladder, in case of permanent obstruction of the ureter.

nephrocystitis (nef-ro-sis-ti'(te')tis) [G. *nephros*, kidney, + *kystis*, bladder, + *-itis*.] Inflammation of both kidney and bladder.

nephrocysto'sis [G. *nephros*, kidney, + *kystis*, cyst.] The formation of renal cysts.

nephrocol'ic, nephrocol'ica [G. *nephros*, kidney, + *kōlikē*, colic.] Renal colic.

nephroerysipelas (nef'ro-er-i-sip'e-las). Acute inflammation of the kidney occurring with erysipelas; erysipelatous inflammation of the renal tubules.

neph'rogenet'ic, neph'rogen'ic [G. *nephros*, kidney, + *gennētos*, begotten.] Originating in the kidney.

nephrogenous (nef-roj'en-us) [G. *nephros*, kidney, + *gennaō*, I produce.] Nephrogenetic.

nephrohe'mia, nephrohæ'mia. Nephremia.

neph'rohydro'sis [G. *nephros*, kidney, + *hydōr*, water.] Hydronephrosis.

neph'rohyper'trophy [G. *nephros*, kidney.] Hypertrophy of the kidney, nephrauxæ.

neph'rolith [G. *nephros*, kidney, + *lithos*, stone.] Renal calculus.

nephrolithiasis (nef'ro-li-thi'a-sis) [G. *nephros*, kidney, + *lithos*, stone.] Renal calculus or gravel.

nephrolithot'omy [G. *nephros*, kidney, + *lithos*, stone, + *tomē*, incision.] Incision into the kidney for the removal of a renal calculus.

nephrol'ogist. One who makes a special study of the kidney and its diseases; a specialist in diseases of the kidney.

nephrol'ogy [G. *nephros*, kidney, + *-logia*.] The branch of medical science which deals especially with the kidneys.

nephrol'yisin. An antibody causing destruction of the cells of the kidneys, formed in response to the injection of an emulsion of renal substance; it is specific for the species from which the antigen has been obtained.

nephrol'ysis [G. *nephros*, kidney, + *lysis*, loosening, solution.] 1. Freeing of the kidney from adhesions of inflammatory origin, with preservation of the capsule. 2. Destruction of the kidney cells by the action of a nephrolysin.

nephrolyt'ic. Relating to or causing nephrolysis.

nephromalacia [G. *nephros*, kidney, + *malakia*, softness.] Softening of the kidneys.

nephromegaly (nef-ro-meg'ah-li) [G. *nephros*, kidney, + *megas*(*megal-*), great.] Extreme hypertrophy of one or both kidneys.

nephromere (nef'ro-mēr) [G. *nephros*, kidney, + *meros*, a part.] The protovertebral somite or mesomere in the embryo whence arises the future kidney.

nephroparal'ysis [G. *nephros*, kidney.] Abeyance of the secreting function of the kidney.

nephrop'athy [G. *nephros*, kidney, + *pathos*, suffering.] Any disease of the kidney.

nephropexy [G. *nephros*, kidney, + *pēxis*, fixation.] The operative fixation of a floating kidney.

nephrophthisis (nē-fro'the-sis). 1. Suppurative nephritis with wasting of the substance of the organ. 2. Tuberculosis of the kidney.

nephroptō'sia [G. *nephros*, kidney, + *ptōsis*, a falling.] A downward displacement or falling of the kidney.

nephropyelitis (nef'ro-pi-el-i'(e')tis) [G. *nephros*,

kidney, + *pyelos*, basin (pelvis), + *-itis*.] Is inflammation of the pelvis of the kidney.

nephropyo'sis [G. *nephros*, kidney, + *pyōsis*, suppuration of the kidney]

nephrorrhag'ia [G. *nephros*, kidney, + *rhag'ia*, break forth.] Hemorrhage into the renal vessels and pelvis.

nephro'rhapsy [G. *nephros*, kidney, + *rhapsy*, suture.] Nephropexy by suturing the kidney, in place.

nephroscler'ia [G. *nephros*, kidney, + *scler'ia*, hardness.] Nephrosclerosis.

nephrosclero'sis [G. *nephros*, kidney, + *scler'ia*, hardening.] Induration of the kidney from overgrowth and contraction of the interstitial connective tissue.

nephro'sis [G. *nephros*, kidney.] Nephropathy.

nephrospasia, nephrospasis (nef-ro-spa-si'a, nef-ro-spa-sis) [G. *nephros*, kidney, + *spasis*, a protrusion.] Floating kidney in which the organ is attached only by the blood-vessels entering at the hilum.

nephros'toma, neph'rostome [G. *nephros*, kidney, + *stoma*, mouth.] One of the ciliated funnel-shaped openings by which the tubules of the nephridium communicate with the coelom.

nephros'tomy [G. *nephros*, kidney, + *stoma*, mouth.] The establishment of an opening between the pelvis of the kidney and the external surface of the body.

neph'rotome [G. *nephros*, kidney, + *tomos*, a shaver.] Nephromere.

nephrot'omy [G. *nephros*, kidney, + *tomē*, incision.] Incision into the substance of the kidney.

nephrotox'ic. Relating to nephrotoxin; poisonous to the cells of the kidney; nephrolytic.

nephrotox'in. A cytotoxin specific for cells of the kidney.

nephrotre'sis [G. *nephros*, kidney, + *trexis*, a binding.] The establishment of a permanent opening into the kidney from the loin for the purpose of giving exit to the renal excretion.

neph'rotuberculo'sis [G. *nephros*, kidney.] Tuberculosis of the kidney, renal tuberculosis.

nephroty'phoid. Acute nephritis caused by the typhoid bacilli or their toxin in a case of typhoid fever.

nephroty'phus [G. *nephros*, kidney.] Acute hemorrhagic nephritis occurring as a complication in typhoid fever.

nephro-ureterectomy (nef'ro-u-rē'ter-ek'to-mē) [G. *nephros*, kidney, + *ureter*, + *ektomē*, excision.] Surgical removal of a kidney and its ureter.

nephrozy'mase [G. *nephros*, kidney.] An enzyme resembling diastase in its ferment action, sometimes found in the urine.

nephrozymosis (nef-ro-zi-mo'sis). An infectious disease with renal localization.

nephrydro'sis. Nephrohydrosis, hydronephrosis.

nerian'thin. A glucoside from *Nerium oleander*, resembling digitalis somewhat in action on the heart and kidneys; dose gr. (0.006-0.012).

nerlin (ne'rī-in). A glucoside from the leaves and bark of the oleander; employed as a substitute for digitalis.

Ner'ium [G. *Nerion*, oleander.] A genus of shrubs in the Mediterranean region, of the order *Apocynaceæ*, or dogbane family; see *oleander*.

Nernst lamp [Walter Nernst, Berlin physicist, *1864.] An electric lamp in which the incandescent filament is not enclosed in a vacuum but is exposed to the air; it gives a light of great actinic power. N. is the theory, the passage of it is

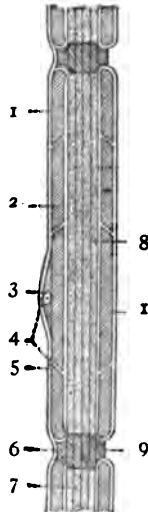
electric current through the tissues causes a dissociation of the ions, with consequent concentration of salts in the solution bathing the cell membranes, the electric stimulus being thereby effected.

neroli [after Princess *Neroli*.] An essential oil distilled from the bitter orange; the basis of cologne water and various other perfumes.

nerve (nurv) [L. *nervus*.] 1. A whitish cord, made up of nerve-fibers arranged in bundles held together by a connective-tissue sheath, through which stimuli are transmitted from the central nervous system to the periphery or the reverse. 2. In botany, vein, rib, one of the bundles of fibrovascular tissue in a leaf or petal. **accelerator n.**, a n. containing fibers from the medulla conveying impulses which increase the rapidity of the heart's action. **afferent n.**, a n. conveying impulses from the periphery to the central nervous system. **centrifugal n.**, efferent n. **centripetal n.**, afferent n. **cranial n.**, one of twelve pairs of nerves emerging from the brain or intracranial portion of the central nervous system. **crotophite'ic n.** [G. *krotaphos*, temple], the superior maxillary division of the trigeminal nerve, **nervus* maxillaris**. **depressor n.**, an afferent n., stimulation of which excites a reflex vasodilatation thereby lowering the blood-pressure. **efferent n.**, a n. conveying impulses from the central nervous system to the periphery. **eighth n.**, eighth cranial n., **nervus acusticus**; according to the old nomenclature which counted but nine cranial nerves, the eighth included what are now called ninth, tenth, and eleventh, or glossopharyngeus, vagus, and accessorius. **eleventh n.**, eleventh cranial n., **nervus accessorius**. **esod'ic n.** [G. *es(is)*, in, + *hodos*, way], afferent n. **excitoflex n.**, a visceral n. the special function of which is to cause reflex action. **exod'ic n.** [G. *ex*, out, + *hodos*, way], efferent n. **fifth n.**, fifth cranial n., **nervus trigeminus**. **first n.**, first cranial n., **nervus olfactorius**. **fourth n.**, fourth cranial n., **nervus trochlearis**. **furcal n.**, **nervus furcalis**. **gangliated n.**, a sympathetic n. **inhibitory n.**, a n. conveying impulses which diminish functional activity in a part. **mixed n.**, a nerve containing both afferent and efferent fibers. **motor n.**, an efferent n. conveying an impulse which excites muscular contraction. **n. of arrest**, inhibitory n. **ninth n.**, ninth cranial n., **nervus glossopharyngeus**; under the old nomenclature, which counted but nine cranial nerves the ninth was what is now the twelfth or hypoglossus. **pressor n.**, an afferent n., stimulation of which excites a reflex vasoconstriction thereby raising the blood pressure. **second n.**, second cranial n., **nervus opticus**. **secretory n.**, a n. conveying impulses which excite functional activity in a gland. **sensory n.**, an afferent n. conveying stimuli from the outer world which are translated by the central nervous system into the consciousness of sensation. **seventh n.**, seventh cranial n., **nervus facialis**; under the old nomenclature, which counted but nine cranial nerves, the seventh included what are now called the seventh and the eighth, or the facialis and acusticus. **sixth n.**, sixth cranial n., **nervus abducens**. **somat'ic n.**, one of the nerves of sensation or motion, as distinguished from the trophic and secretory nerves. **space n.**, one of the branches of the nervus acusticus distributed to the semicircular canals. **spinal n.**, one of the nerves emerging from the spinal cord: there are thirty-one pairs, each attached to the cord by two roots, anterior and posterior [BNA], or ven-

tral and dorsal; the latter is provided with a circumscribed enlargement or ganglion; the two roots unite in the intervertebral foramen, and the nerve, with fibers from both roots, almost immediately divides again into anterior and posterior rami [BNA], or anterior and posterior primary divisions, the former supplying the foreparts of the body and the limbs, the latter the muscles and skin of the back. **splanchnic n.**, one of the nerves supplying the viscera. **sympathetic n.**, one of the nerves of the sympathetic* nervous system. **tenth n.**, tenth cranial n., **nervus vagus**. **third n.**, third cranial n., **nervus oculomotorius**. **triplanchnic n.**, sympathetic n. **troph'ic n.**, a n. which is assumed to regulate metabolism and growth of the tissues. **twelfth n.**, twelfth cranial n., **nervus hypoglossus**. **vasomotor n.**, a motor n. effecting dilatation (**vasodilator n.**) or contraction (**vasoconstrictor n.**) of the blood-vessels.

anatomy, **neuranatomy**, **neurotomy**. **atrophy**, **neuratrophia**, **neuratrophy**, **neuroptosis**. **axis-cylinder**, **neuraxon**, **neurite**. **bruising** (operative), **neuragmia**, **neurotripsy**. **cell**, **neuron**, **neurocyte**. **connective-tissue framework**, **endoneurium**. **crushing**, **neuragmia**, **neurotripsy**. **cutting**, **neurotomy**. **description** of, **neurography**. **disease**, **neuropathy**; **neuremia**, **neurosis** (functional). **displacement**, **neurotopia**. **evulsion**, **neurexairesis**. **excision**, **neurectomy**. **exhaustion**, **neurolysis**, **neurasthenia**. **ganglion**, **neuroganglion**, **neuroploca**. **hardening**, **neurosclerosis**. **impaired function**, **dysneuria**. **inflammation**, **neuritis**, **neurophlogosis**, **neurophlegmon**; **neuritis multiplex**, **polyneuritis**, **panneuritis** (of many nerves). **nutrition** of, **neurotroph**. **pain**, **neuralgia**, **neurodynia**. **phagocyte** destroying, **neurophage**. **plastic surgery**, **neuroplasty**. **pressure** on, **neurothripsis**. **puncture**, **neuronyxis**. **regeneration**, **neuraneogenesis**, **neuraneuphysis**. **science** relating to, **neurology**, **neuropathology**. **sheath**, **epineurium**; **perineurium** (around nerve bundle); **neurilemma**, **neurymen** (around fiber); **sheath of Henle** (around terminal fiber); **axolemma** (around axis-cylinder). **stretching**, **neurectasia**, **neurotension**, **neurotony**. **substance**, **neuropasm**; **neurochitin** (of supporting framework); **neuroglia** (supporting). **suture**, **neurosuture**, **neurorrhaphy**. **transplantation** from bony canal to soft tissue, **neurosarcomatosis**. **treatment of disease**, **neurotherapy**, **neuriatra**. **tumor**, **neuroma**, **neurofibroma**, **neuroneoplasm**. **wound**, **neurotrois**, **neurotrauma**.



MEDULLATED NERVE-FIBER (schematic).

nerve-cavity. The pulp-cavity of a tooth.

nerve-cell. Neuron.

nerve-center. Nervous center.*

nerve-corpuscle. Nerve-nucleus.

nerve-ending. Any one of the specialized terminations of a nerve, variously styled end-bulbs, taste-bulbs, tactile corpuscles, nerve-hillocks, etc.

nerve-fiber. One of the units of a nerve-trunk; it is the axis-cylinder process of a neuron and is either **medullated**, i. e. surrounded by the white substance of Schwann (myelin), or **non-medullated**; either the medullated or non-medullated axis-cylinder may or may not be surrounded by the primitive sheath or neurilemma, so that there are four forms of nerve-fibers. Digitized by Google

nerve-fibril. One of a number of fine threads forming a net-work in the body of a ganglion

- 1, 1. Sheath of Schwann; 2, medullary sheath; 3, nucleus of neurilemma; 4, nuclei of Henle's sheath; 5, incisures of Schmidt; 6, node of Ranvier, sometimes crossed, sometimes not crossed, by the neurilemma; 7, axon; 8, axolemma; 9, cement substance.

nerve-cell and extending into the dendrites; they are believed to form the conducting part of the nerve-fibers.

nerve-gan'glio'n. Ganglion (1).

nerve-graft'ing. The insertion of nerve substance from a rabbit or other animal to fill a gap between the divided ends of a nerve; the grafted tissue acts as a bridge and does not form part of the new tissue.

nerve-hill'lock. 1. Doyère's eminence or hillock, the slight prominence where a nerve-fiber enters the muscle. 2. Neuromast.

nerve-nu'cleus. An oval body, one to each internode, lying beneath the neurilemma in a depression in the medullary substance of a nerve-fiber.

nerve-pain. Neuralgia.

nerve-papill'a. One of the papillæ in the skin containing a tactile corpuscle or other form of end-organ.

nerve-root. One of the two bundles of nerve-fibers, emerging from (or entering) the spinal cord on either side, which join to form a spinal nerve; the anterior or ventral roots contain the motor fibers and emerge from the cord on either side of the anteromedian fissure in the anterior root-zone; the posterior or dorsal roots contain the sensory fibers and enter the cord in the posterolateral sulcus; each dorsal root is provided with a ganglion.

nerve-stretch'ing. The operation of forcibly extending or stretching a nerve-trunk, resorted to in the treatment of obstinate neuralgia; neurectasia, neurectasis, neurectasy, neurotension, neurotony.

nerve-su'ture. Neurorrhaphy.

nerve-tire. Neurasthenia.

nerve-tract. A bundle or group of white nerve-fibers in the brain or spinal cord.

nerve-trunk. A collection of funiculi or bundles of nerve-fibers enclosed in a connective-tissue sheath, the epineurium.

nerve-tu'mor. Neuroma.

ner'vi. Plural of *nervus*, nerve. **n. nervo'rum** [L. nerves of nerves], nerves distributed to the sheaths of nerve-trunks.

nervimot'il'ity. Capability of movement in response to a nervous stimulus.

nervimot'ion [L. *nervus*, nerve, + *motus*, motion.] Movement in response to a nervous stimulus.

nervimo'tor. Relating to a motor nerve.

nervimus'cular [L. *nervus*, nerve, + *musculus*, muscle.] Relating to both nerves and muscles; relating to the nerve-supply of a muscle.

nerve (nur'ven). 1. Acting therapeutically, especially as a sedative, upon the nerves or nerve centers. 2. An agent which increases nerve-force and lessens irritability. **male n.**, cypripedium.

nervocidine (nur-vos't-dên) [L. *nervus*, nerve, + *cadere*, to kill.] A local anesthetic, the hydrochloride of an alkaloid from an East Indian plant, *gasbasu*.

ner'vosine. Trade name of a mixture of valerian and iron, recommended in hysteria in doses of gr. 3-5 (0.2-0.3).

nervosism (nur'vo-sizm). 1. Nervousness; nervous erethism. 2. The theory which regards variations in nerve force as the basis of all pathological change.

nervos'ity. Nervosism (1).

ner'vous. 1. Relating to a nerve or the nerves. 2. Easily excited or agitated; suffering from instability or weakness of nerve action. **n. exhaus'tion.** **n. prostra'tion**, neurasthenia. **n. system**, the entire nerve apparatus of the body, including

the brain, spinal cord, nerves, and ganglia. 3. brain and spinal cord with the nerves **ner'vus** from them constitute the *cerebrospinal n. system*; the *sympathetic n. system* is composed of the extraspinal ganglia with their nerves **n. system**, the differentiated tissue composing the *n. system* see *tissue*.

ner'vousness. A condition of unrest and of instability of the nerve-centers.

ner'vus, gen. and pl. *ner'vi* [L.] Nerve

n. abdu'cens, abducent nerve, 6th cranial nerve, a small motor nerve supplying the external rectus muscle of the eye; its origin is in the dorsal part of the tegmentum of the pons just below the surface of the rhomboidal fossa, and it emerges from the brain at the fissure between the posterior border of the pons and the anterior end of the pyramid of the pons; it passes along the cavernous sinus and enters the orbit through the sphenoidal fissure.

n. accesso'rius [BNA], accessory nerve, spinal accessory nerve, 11th cranial nerve, arises from the medulla and from the spinal cord as far down as the 5th cervical nerve, and emerges from the side of the medulla and the cord in two parts, accessory cervical; the former joins the vagus in the jugular foramen supplying the cardio-inhibitory and the vagus motor fibers of that nerve; the spinal portion passes down the neck and supplies the sternocleidomastoid and trapezius muscles.

n. acus'ticus [BNA], acoustic nerve, auditory nerve, portio mollis, 8th cranial nerve, the nerve of hearing, it has two roots, vestibular and cochlear, the former terminates in a ganglion close to the restiform body the latter in three nuclei, but chiefly in the nucleus Deiters in the lateral wall of the fourth ventricle. The radix vestibularis emerges from the brain between the olive and the restiform body, the radix cochlearis winds round the outer side of the restiform body, the two roots unite and pass through the internal acoustic meatus when the roots again separate to form the *n. vestibuli* and *n. cochleæ*.

n. alveola'ris infe'rior [BNA], inferior alveolar nerve, inferior dental nerve, one of the terminal branches of the mandibular, passing down to enter the inferior dental canal, then distributing branches to the teeth.

n. alveola'ris supe'rior [BNA], superior alveolar nerve, posterior dental nerve, a branch (sometimes two branches) of the maxillary in the pterygomaxillary canal, passing through the pterygomaxillary foramen and supplying gums and molar teeth.

n. ampu'lla'ris, ampullar nerve, one of three branches of the acoustic nerve; two from the vestibular part going to the ampullæ of the superior and lateral semicircular canals, the third from the cochlear trunk going to the ampulla of the inferior semicircular canal.

n. anococcyge'us, anococcygeal nerve, one of several small nerves arising from the lower portion of the pudendal plexus (coccygeal plexus), supplying the posterior portion of the levator ani muscle and the skin over the coccyx.

n. audito'rius, auditory nerve, **n. acusticus** [BNA]

n. auricula'ris magnus, great auricular nerve, arises from the 2d and 3d cervical, supplies the skin of part of the ear, adjacent portion of the scalp, and chin and angle of the jaw.

n. auric'ulotempora'lis, auriculotemporal nerve, a branch of the mandibular, usually by two roots entering the middle meningeal artery; it passes backward beneath the external pterygoid muscle, between the external lateral ligament and the neck of the mandible and through the parotid gland, terminating in the skin of the temple and scalp.

n. axilla'ris [BNA], axillary nerve, circumflex nerve arises from the posterior cord of the brachial plexus in the axilla, passes downward and outward with the posterior circumflex artery, and winds round the surgical neck of the humerus supplying the deltoid and teres minor muscles.

n. bucca'lis, buccal nerve, **n. buccinatorius** [BNA]

n. buccinato'rius [BNA], buccinator nerve, buccal nerve, a sensory branch of the maxillary nerve passing downward and forward on the buccinator

muscle, supplying the buccal mucous membrane and the skin of the cheek near the angle of the mouth

n. bigem'us [L. twin], the third sacral nerve the anterior primary division of which divides to enter into the formation of both sacral and pudendal plexuses.

n. cana'lis pterygoidei [BNA], nerve of the pterygoid canal, Vidian nerve, the nerve constituting the motor and sympathetic roots of Meckel's ganglion; it is formed in the foramen lacerum by the union of the larger superficial petrosal and the deep petrosal nerves, and runs through the Vidian (pterygoid) canal to the pterygopalatine fossa.

n. cardi'acus infe'rior, inferior cardiac nerve, a nerve passing from the inferior cervical ganglion of the sympathetic, receiving fibers also from the first thoracic ganglion, to the cardiac plexus.

n. cardi'acus me'dius, middle cardiac nerve, a bundle of fibers running downward from the middle cervical ganglion of the sympathetic, along the subclavian artery (on the left) or the innominate (on the right side) to join the cardiac plexus.

n. cardi'acus supe'rior, superior cardiac nerve, arises from the lower part of the superior cervical ganglion of the sympathetic, and passes down to form, with branches of the vagus, the cardiac plexus.

n. carot'cotympan'icus [BNA], caroticotympanic nerve, small deep petrosal nerve, one of two sympathetic branches from the internal carotid plexus to the tympanic plexus.

n. carot'icus exte'rius, external carotid nerve, one of a number of sympathetic nerve-fibers extending upward from the superior cervical ganglion along the external carotid artery, forming the external carotid plexus.

n. carot'icus inte'rius, internal carotid nerve, a sympathetic cord extending upward from the superior cervical ganglion along the internal carotid artery, forming the internal carotid plexus.

n. caverno'sus clitor'idis, cavernous nerve of the clitoris, corresponds to the n. cavernosus penis in the male.

n. caverno'sus pe'nis, cavernous nerve of the penis, one of two nerves, *major* and *minor* (chiefly sympathetic), running from the cavernous plexus at the root of the penis to the corpus cavernosum.

n. cerebra'lis [BNA], cerebral nerve, cranial nerve, one of the twelve nerves given off from the brain; these are: 1. n. olfactorius, 2. n. opticus, 3. n. oculomotorius, 4. n. trochlearis, 5. n. trigeminus, 6. n. abducens, 7. n. facialis (with n. intermedius), 8. n. acusticus, 9. n. glossopharyngeus, 10. n. vagus, 11. n. accessorius, 12. n. hypoglossus

n. cervica'lis superficia'lis, superficial cervical nerve, **n. cutaneus colli** [BNA].

n. chorde tym'pani, chorda tympani nerve, a nerve given off from the facial (probably fibers of the n. intermedius) in the facial canal, it passes through the iter chorde posterior into the cavity of the tympanum, crosses over the membrana tympani and handle of the malleus, and passes out through the iter chorde anterior; beneath the external pterygoid muscle it joins the lingual branch of the mandibular; it is probably a nerve of taste.

n. cilia'ris bre'vis, short ciliary nerve, one of a number of branches of the ciliary ganglion, supplying the ciliary muscles, iris, and tunics of the eyeball.

n. cilia'ris lon'gus, long ciliary nerve, one of two or three branches of the nasal nerve, supplying the ciliary muscles, iris, and cornea.

n. circumflex'us, circumflex nerve, n. axillaris [BNA].

n. coccyge'us, coccygeal nerve, a small nerve, the lowest of the spinal nerves, entering into the formation of the pudendal plexus.

n. coch'leus, nerve of the cochlea, cochlear nerve, the lower of the two trunks of the acoustic nerve in the internal acoustic meatus; its branches go to the sacculle, posterior semicircular canal, and organ of Corti.

n. commu'nicans perone'us, n. commu'nicans fibula'tis, peroneal or fibular communicating nerve, ramus anastomotus peroneus [BNA].

n. commu'nicans tibia'lis, n. commu'nicans poplite'i, tibial or popliteal communicating nerve, n. cutaneus surae medialis [BNA].

n. crura'lis ante'rior, anterior crural nerve, n. femoralis [BNA].

n. cuta'neus col'li [BNA], cutaneous nerve of the throat, superficial cervical nerve, arises from the 2d and 3d cervical, supplies the skin over the anterior triangle of the neck.

n. cuta'neus antibra'chii dorsa'lis [BNA], dorsal antibrachial cutaneous nerve, lower external cutaneous branch of the radial (musculospiral nerve), supplying the skin of the dorsal surface of the forearm.

n. cuta'neus antibra'chii latera'lis [BNA], lateral antibrachial cutaneous nerve, terminal cutaneous branch of the musculocutaneous nerve; it is purely sensory, supplying the radial side of the forearm.

n. cuta'neus antibra'chii media'lis [BNA], medial antibrachial cutaneous nerve, internal cutaneous nerve, arises from the inner (medial) fasciculus of the brachial plexus, passes downward in company with the brachial artery and then the basilic vein, and supplies the skin of the flexor and ulnar surfaces of the forearm.

n. cuta'neus bra'chii latera'lis, lateral brachial cutaneous nerve, a sensory branch of the axillary supplying the skin over the lower portion of the deltoid and for a distance below its insertion.

n. cuta'neus bra'chii media'lis, medial brachial cutaneous nerve, lesser internal cutaneous nerve, nerve of Wrisberg, arises from the inner (medial) fasciculus of the brachial plexus, unites in the axilla with the second intercostal nerve, and supplies the skin of the inner side of the arm.

n. cuta'neus bra'chii poste'rior [BNA], posterior cutaneous nerve of the arm, upper external cutaneous branch of the musculospiral nerve, a branch of the radial (musculospiral) supplying the skin of the posterior surface of the arm.

n. cuta'neus dorsa'lis interme'dius, intermediate dorsal cutaneous nerve, one of the branches of the superficial peroneal (musculocutaneous) nerve, supplying dorsal nerves to the toes.

n. cuta'neus dorsa'lis latera'lis, lateral dorsal cutaneous nerve, the continuation of the sural nerve in the dorsum of the foot.

n. cuta'neus dorsa'lis media'lis, medial dorsal cutaneous nerve, one of the terminal branches of the superficial peroneal (musculocutaneous) nerve.

n. cuta'neus exte'rius, external cutaneous nerve, n. cutaneus femoris lateralis [BNA].

n. cuta'neus fem'oris latera'lis [BNA], lateral cutaneous nerve of the thigh, external cutaneous nerve arises from the 2d and 3d umbar nerves, passes forward beneath the iliac fascia to the anterior superior spine, and extends a short distance down the front of the thigh, supplying the skin of this region and of the outer side of the buttock.

n. cuta'neus fem'oris poste'rior, posterior femoral cutaneous nerve, small sciatic nerve, arises from the first three sacral nerves, accompanies the sciatic nerve to the lower border of the gluteus maximus muscle, and then supplies the skin of the posterior surface of the thigh and of the popliteal region.

n. cuta'neus inte'rius mi'nor, lesser internal cutaneous nerve, n. cutaneus brachii medialis [BNA].

n. cuta'neus su'ræ latera'lis, lateral sural cutaneous nerve, arises from the peroneal in the popliteal space and is distributed to the skin of the calf.

n. cuta'neus su'ræ media'lis [BNA], medial sural cutaneous nerve, n. communicans tibialis or poplitei, arises from the tibial in the popliteal space, passes down the calf between the two heads of the gastrocnemius and unites in the middle of the leg with the ramus anastomotus peroneus of the common peroneal to form the sural (short saphenous) nerve.

n. denta'lis infe'rior, inferior dental nerve, n. alveolaris inferior [BNA].

n. denta'lis poste'rior, posterior dental nerve, n. alveolaris superior [BNA].

n. digita'lis dorsa'lis pe'dis, dorsal digital nerve of the foot, one of a number of nerves supplying the skin of the dorsal surface of the toes.

n. digita'lis vola'ris commu'nis, common volar digital nerve, one of three branches of the median, passing beneath the superficial volar (palmar) arch to the fingers where they divide further into the seven proper volar digital nerves.

n. digita'lis vola'ris pro'prius [BNA], proper volar digital nerve, collateral palmar digital nerve, one of seven sensory nerves of the fingers derived from the common volar digital nerves.

n. dorsa'lis clitor'idis, dorsal nerve of the clitoris, the deep terminal branch of the pudendal, supplying especially the glans clitoridis.

n. dorsa'lis pe'nis, dorsal nerve of the penis, the deep terminal branch of the pudendal running along the dorsum of the penis, supplying the skin of the penis, the prepuce, and the glans.

n. dorsa'lis scap'ulae [BNA], dorsal nerve of the scapula, posterior scapular nerve, nerve to the rhomboids, arises from the 5th to 7th cervical nerves and passes downward to supply the levator anguli scapulae and the rhomboideus major and minor muscles.

n. er'gens [L. erecting], one of a number of nerve-fibers derived from the second and third sacral nerves supplying the rectum, bladder, and genitals.

n. facia'lis, facial nerve, 7th cranial nerve, portio dura, the chief motor nerve of the face; its origin is in the tegmentum of the lower portion of the pons, and it emerges from the brain between the posterior border of the pons and the upper end of the olive of the medulla; it leaves the cranial cavity through the internal acoustic (auditory) meatus where it is joined by the pars intermedia, traverses the facial canal in the petrous portion of the temporal bone, and enters the parotid gland where it forms the parotid plexus.

n. femora'lis [BNA], femoral nerve, anterior crural nerve, arises from the 2d, 3d and 4th lumbar nerves in the substance of the psoas muscle and passing down enters the thigh external to the femoral vessels, breaking up in Scarpa's triangle into a number of terminal branches; it supplies the muscles and skin of the thigh.

n. fronta'lis, frontal nerve, a branch of the ophthalmic which divides within the orbit into the supra-trochlear and the supraorbital nerves.

n. furca'lis [L. forked], the fourth lumbar nerve, the anterior primary division of which is forked to enter into the formation of both lumbar and sacral plexuses.

n. genitocrura'lis, genitocrural nerve, **n. genitofemoralis** [BNA].

n. genitofemora'lis [BNA], genitofemoral nerve, genitocrural nerve, arises by two roots from the 1st and 2d lumbar nerves, passes downward with the iliac vessels, and divides above Poupart's ligament into genital and femoral branches.

n. glossopharynge'us, glossopharyngeal nerve, 9th cranial nerve, emerges from the medulla oblongata between the olive and the restiform body by five or six rootlets which soon join to form one trunk; its deep relations are with the nucleus ambiguus, the fasciculus solitarius, and a terminal nucleus in the medulla; it leaves the cranium through the jugular foramen and is distributed as a nerve of sensation to the tongue and pharynx.

n. glut'eus infe'rior, inferior gluteal nerve, arises from the 5th lumbar and 1st and 2d sacral, and supplies the glutaeus maximus muscle.

n. glut'eus supe'rior, superior gluteal nerve, arises from the 4th and 5th lumbar and 1st sacral nerves, and supplies the glutaeus medius and minimus muscles.

n. haemorrhoida'lis infe'rior, inferior hemorrhoidal nerve, one of several branches of the pudendal nerve, supplying the sphincter ani and skin of the anal region.

n. haemorrhoida'lis me'dius, middle hemorrhoidal nerve, one of a number of small nerves from the pudendal plexus, supplying the portion of the rectum lying just above the floor of the pelvis.

n. hypogloss'us, hypoglossal nerve, 12th cranial nerve, arises from an oblong nucleus in the medulla and emerges from the medulla by several radicles between the pyramid and the olive on either side; it passes downward and then curves forward to the tongue all the intrinsic muscles of which it supplies; the descending ramus supplies the omohyoid, sternohyoid, and sternothyroid muscles, and other small rami supply other neighboring muscles.

n. iliohypogastr'icus, iliohypogastric nerve, arises from the first lumbar nerve, passes through the psoas and then forward above the crest of the ilium and passes thence to the groin; it supplies the abdominal

muscles and the skin of the lower part of the extra-abdominal wall.

n. ilioinguina'lis, ilioinguinal nerve, arises from the first lumbar, passing through the psoas, forward in the abdominal wall, and then through the external abdominal ring when it becomes superficial; it supplies the muscles of the abdominal wall and the skin of the mons Veneris or, in the male, root of the penis.

n. im'par, filum terminale [BNA].

n. infraorbita'lis, infraorbital nerve, the continuance of the maxillary nerve after it has entered the art-transversing the infraorbital canal to reach the teeth in the infraorbital canal it gives off the middle and anterior superior alveolar rami [BNA], or the superior and anterior superior dental nerves, which descend in bony canals to the alveolar arch, supplying the premolar and the incisor and canine teeth.

n. infratrochlea'ris, infratrochlear nerve, a branch of the nasociliary running beneath the pulley of the superior oblique muscle to the front of the orbit and supplying the skin of the eyelids and root of the nose.

n. intercostohumera'lis, (1) the posterior lateral branch of the second intercostal nerve which supplies the skin of the arm; (2) a similarly disposed branch of the third intercostal nerve.

n. interme'dius [BNA], intermediate nerve, nerve of Wrisberg, pars intermedia, a sensory nerve forming the sensory portion of the facial; its central termination is in relation with that of the glossopharyngeal in its course it lies between the facial and acoustic nerves, and joins the facial at the geniculate ganglion.

n. interos'eus ante'rior, **n. interos'eus volaris** [BNA].

n. interos'eus cru'ris, interosseous nerve of the leg, a nerve given off from one of the muscular branches of the tibial which passes down over the posterior surface of the interosseous membrane supplying a branch to the two bones of the leg.

n. interos'eus dorsa'lis [BNA], dorsal interosseous nerve, posterior interosseous nerve, the deep terminal branch of the radial (musculospiral) nerve, supplies the supinator and all the extensor muscles in the forearm.

n. interos'eus poste'rior, posterior interosseous nerve, radial nerve, **nervus interos'eus dorsalis** [BNA].

n. interos'eus vola'ris [BNA], volar interosseous nerve, anterior interosseous nerve, a branch of the median supplying the pronator quadratus muscle.

n. ischia'licus [BNA], sciatic nerve, great sciatic nerve, arises by the union of the two main trunks of the sacral plexus, passes through the great sciatic foramen and down the thigh, at about the middle of which it divides into the tibial and common peroneal nerves.

n. jugula'ris, jugular nerve, a communicating branch between the superior cervical ganglion of the sympathetic and the ganglion nodosum of the vagus and the petrosal ganglion of the glossopharyngeal.

n. labia'lis poste'rior, posterior labial nerve, one of the terminal branches of the perineal nerve, supplying the skin of the posterior portion of the labia and the vestibule of the vagina, corresponding to a branch posterior in the male.

n. lacrima'lis, lacrymal nerve, a branch of the ophthalmic; sensory nerve of the upper eyelid, conjunctiva, and lacrymal gland.

n. larynge'us infe'rior [BNA], inferior laryngeal nerve, terminal branch of the recurrent laryngeal.

n. larynge'us recurrens, recurrent laryngeal nerve, **n. recurrens** [BNA].

n. larynge'us supe'rior, superior laryngeal nerve, a branch from the nodose ganglion of the vagus, passing downward and inward to the thyroid cartilage, dividing into two rami, external and internal laryngeal nerves, which supply the mucous membrane of the larynx and epiglottis and the inferior constrictor muscle of the pharynx and the cricothyroid muscle.

n. lingua'lis, lingual nerve, one of the two terminal divisions of the mandibular, passing down beneath the external pterygoid muscle, between the internal pterygoid and the mandible, and beneath the gum membrane of the floor of the mouth to the side of the tongue over the anterior two-thirds of which it supplies

distributed; it supplies also the mucous membrane of the floor and outer wall of the mouth.

n. lumbalis, lumbar nerve, one of five nerves on each side, emerging from the lumbar portion of the spinal cord; the first four nerves enter into the formation of the lumbar plexus, the fourth and fifth into that of the sacral plexus; the fourth lumbar nerve, being forked to enter into the formation of the two plexuses, is called *n. furcalis*.

n. mandibularis [BNA], mandibular nerve, inferior maxillary nerve, the third division of the trigeminus formed by the union of the sensory fibers from the Gasserian ganglion and of the motor root of the trigeminus in the foramen ovale, through which the nerve emerges on the face; after giving off branches it divides into the inferior alveolar and the lingual.

n. massetericus, masseteric nerve, a motor branch of the masticatorius passing to the internal surface of the masseter muscle which it supplies.

n. masticatorius, masticator nerve, a very short, chiefly motor, branch of the mandibular, dividing at once into the masseteric, temporal, buccinator, and pterygoid nerves.

n. maxillaris [BNA], maxillary nerve, superior maxillary nerve, the second division of the trigeminus, passing from the Gasserian ganglion through the foramen rotundum into the sphenomaxillary (pterygopalatine) fossa, where it gives off the sphenopalatine nerve and continues forward to enter the orbit, where it is named the infraorbital.

n. maxillaris inferior, inferior maxillary nerve, **n. mandibularis** [BNA].

n. maxillaris superior, superior maxillary nerve, **n. maxillaris** [BNA].

n. medianus, median nerve, arises by two roots from the 5th cervical to 1st thoracic nerves through the two fasciculi of the brachial plexus; the roots join at the lower end of the axillary artery to form one nerve which passes down the arm on the outer side of the brachial artery, crossing it near the bend of the elbow, and then through the middle of the flexor surface of the forearm to the wrist; it gives off a number of cutaneous and muscular branches in the forearm.

n. meningeus, **n. meningeus medius** [BNA].

n. meningeus medius [BNA], middle meningeal nerve, recurrent meningeal nerve, a small branch of the maxillary which passes back into the middle cranial fossa, supplying the dura mater.

n. meningeus recurrens, recurrent meningeal nerve, **n. meningeus medius** [BNA].

n. mentalis, mental nerve, a branch of the inferior maxillary, arising in the inferior dental canal and passing through the mental foramen to the chin and lower lip.

n. motor oculi, **n. oculomotorius** [BNA].

n. musculocutaneus, musculocutaneous nerve, (1) arises from the 5th, 6th, and 7th cervical, passes outward to the coracobrachialis muscle and then downward between the brachialis and biceps, supplying these three muscles and being prolonged as the sensory lateral cutaneous nerve of the forearm; (2) **n. peronaeus superficialis** [BNA].

n. musculospiralis, musculospiral nerve, **n. radialis** [BNA].

n. mylohyoidens, mylohyoid nerve, a small branch of the inferior alveolar given off just before the nerve enters the inferior dental foramen, distributed to the anterior belly of the digastric and to the mylohyoid muscle.

n. nasalis, **n. nasociliaris** [BNA].

n. nasociliaris [BNA], nasociliary nerve, nasal nerve, a branch of the ophthalmic in the sphenoidal fissure, passing through the orbit, entering the cranial cavity through the anterior ethmoidal foramen, and then the nasal cavity, through the nasal fissure; its branches are the long root of the ciliary ganglion, the long ciliary nerves, the infratrochlear, and nasal branches, supplying the mucous membrane of nose, the skin of the tip of the nose, and the conjunctiva.

n. nasopalatinus [BNA], nasopalatine nerve, Scarpa's nerve, a branch from Meckel's ganglion, passing through the sphenopalatine foramen, down the nasal septum, and through the incisive foramen to supply the mucous membrane of the hard palate.

n. obturatorius, obturator nerve, arises from the 2d, 3d, and 4th lumbar nerves by three roots in the psoas muscle, passes downward and forward below the brim of the pelvis, and enters the thigh through the obturator groove of the thyroid foramen; it supplies muscles and skin on the inner side of the thigh.

n. occipitalis, lesser occipital nerve, arises from the second and third cervical nerves, supplies the skin of the posterior surface of the pinna and the adjacent portion of the scalp.

n. occipitalis major [BNA], larger occipital nerve, medial branch of the posterior primary division of the second cervical nerve, sends branches to the semispinalis capitis and multifidus cervicis, but is mainly sensory, supplying the back part of the scalp.

n. occipitalis minor, least occipital nerve, **n. occipitalis tertius** [BNA].

n. occipitalis tertius [BNA], third occipital nerve, **n. occipitalis minimus**, medial branch of the posterior primary division of the third cervical nerve; this is usually joined with the *n. occipitalis major*, but may exist as an independent nerve supplying sensory branches to the scalp and nucha.

n. oculomotorius [BNA], oculomotor nerve, motor oculi, 3d cranial nerve; supplies all the extrinsic muscles of the eye, except the external rectus and superior oblique, and also the levator palpebrae superioris, the ciliary muscle, and the sphincter iridis; its origin is the floor of the aqueductus cerebri, it emerges from the brain in the oculomotor sulcus, pierces the dura mater to the side of the posterior clinoid process, passes through the cavernous sinus and enters the orbit through the superior orbital (sphenoidal) fissure.

n. olfactorius, olfactory nerve, 1st cranial, nerve of smell; one of 20 nerves on each side, arising from the olfactory bulb and distributed to the nasal mucous membrane.

n. ophthalmicus, ophthalmic nerve, the ophthalmic branch of the trigeminus, passes forward from the semilunar ganglion in the outer wall of the cavernous sinus, entering the orbit through the superior orbital (sphenoidal) fissure; through its branches, frontal, lacrymal, and nasociliary, it supplies sensation to the orbit and its contents, the anterior part of the nasal cavity, and the skin of the forehead.

n. opticus, optic nerve, 2d cranial nerve of sight; taking origin from the retina, passes out of the orbit through the optic foramen to the chiasm, where most of the fibers cross to the opposite side and pass through the optic tract to the geniculate bodies and superior corpora quadrigemina.

n. orbitalis, orbital nerve, **n. zygomaticus** [BNA].

n. palatinus, palatine nerve, one of a number of branches, anterior, middle (external), and posterior, from the sphenopalatine ganglion, supplying the mucous membrane of the palate.

n. patheticus, pathetic nerve, fourth nerve, **n. trochlearis** [BNA].

n. perineal, perineal nerve, the superficial terminal branch of the pudendal nerve, supplying most of the muscles of the perineum as well as the skin of that region.

n. peronaeus communis [BNA], common peroneal nerve, external popliteal nerve, one of the terminal divisions of the sciatic, passing through the lateral portion of the popliteal space to opposite the head of the tibia where it divides into the superficial and deep peroneal nerves.

n. peronaeus profundus [BNA], deep peroneal nerve, anterior tibial nerve, one of the terminal branches of the common peroneal nerve; passing down the front of the leg on the front of the interosseous membrane and lower part of the tibia, supplying the tibialis anterior, extensor proprius hallucis, extensor longus digitorum, and peroneus tertius muscles, and also the skin of the great toe and inner surface of the 2d toe.

n. peronaeus superficialis [BNA], superficial peroneal nerve, musculocutaneous nerve, a branch of the common peroneal, passes downward in front of the fibula to the lower third of the leg where it divides into branches supplying the long and short peroneal muscles and the skin of the dorsum of the foot and the toes.

n. petrosus profundus [BNA], deep petrosal nerve, great deep petrosal branch of the carotid plexus, the

sympathetic part of the Vidian nerve; it arises from the internal carotid plexus and joins the larger superficial petrosal at the entrance of the pterygoid canal.

n. petrosus superficialis major, larger superficial petrosal nerve, the motor part of the Vidian nerve, a branch of the geniculate ganglion of the facial nerve, running through the groove on the anterior surface of the pyramid of the temporal bone to the foramen lacerum and the pterygoid canal.

n. petrosus superficialis minor, lesser superficial petrosal nerve, the sensory root of the otic ganglion, derived from the tympanic plexus; it leaves the tympanum through the superior tympanic canaliculus and passes within the cranium to the sphenopetrosal fissure, through which or the foramen innominatum it reaches the otic ganglion.

n. pharyngeus, one of several nerves of the pharynx, branches of the sympathetic, glossopharyngeus, and vagus.

n. phrenicus, phrenic nerve, arises from the cervical plexus, chiefly from the fourth nerve, passes downward in front of the scalenus anterior and enters the thorax between the subclavian artery and vein behind the sternoclavicular articulation; it then passes in front of the root of the lung to the diaphragm; it is mainly the motor nerve of the diaphragm but sends sensory fibers to the pericardium.

n. plantaris externus, external plantar nerve, **n. plantaris lateralis** [BNA].

n. plantaris internus, internal plantar nerve, **n. plantaris medialis** [BNA].

n. plantaris lateralis [BNA], lateral plantar nerve, external plantar nerve, one of the terminal branches of the tibial, supplying the muscles and skin of the outer portion of the sole of the foot.

n. plantaris medialis [BNA], medial plantar nerve, internal plantar nerve, one of the terminal branches of the tibial, supplying the muscles and skin of the inner portion of the sole of the foot.

n. pneumogastricus, pneumogastric nerve, **n. vagus** [BNA].

n. popliteus externus, external popliteal nerve, **n. peroneus communis** [BNA].

n. popliteus internus, internal popliteal nerve, **n. tibialis** [BNA].

n. pterygoideus, pterygoid nerve, one of two motor branches, externus and internus, of the buccinator, supplying the external and internal pterygoid muscles.

n. pudendus [BNA], pudendal nerve, pudic nerve, formed of the greater portion of the pudendal plexus; it passes through the greater sciatic foramen and accompanies the internal pudendal artery, terminating as the dorsal nerve of the penis or of the clitoris.

n. pudicus, pudic nerve, **n. pudendus** [BNA].

n. radialis [BNA], radial nerve, (1) musculospiral nerve, arises from the posterior cord of the brachial plexus of which it is practically the continuation; after emerging from the axilla it curves round the posterior surface of the humerus and passes down to the cubital fossa where it divides into its two terminal branches, the superficial ramus (radial nerve) which is sensory, and the deep ramus (posterior interosseous) which is motor; (2) ramus superficialis [BNA] of the radial (musculospiral) nerve.

n. recurrens [BNA], recurrent nerve, (1) recurrent laryngeal nerve, inferior laryngeal nerve; a branch of the vagus curving upward, on the right side round the root of the subclavian artery, on the left side round the arch of the aorta, then passing up behind the common carotid artery and between the trachea and the esophagus to the larynx, all the muscles of which, except the cricothyroid, it supplies; it also sends branches to the cardiac plexus, to the cervical portion of the trachea, and the cervical portion of the esophagus; (2) **n. spinosus** [BNA].

n. saccularis, sacculus nerve, a branch of the cochlear nerve going to the macula acustica of the sacculus.

n. sacralis, sacral nerve, one of five nerves issuing from the sacral foramina on either side; three enter into the formation of the sacral plexus, and three into that of the pudendal plexus, the third sacral (**n. bigeminus**) going to both plexuses.

n. saphenus [BNA], saphenous nerve, long or internal saphenous nerve, the terminal branch of the

femoral, extending from Scarpa's triangle to the foot, becoming cutaneous on the inner side of the knee; it supplies sensation to the skin of the leg and foot.

n. saphenus brevis or **externus**, short or external saphenous nerve, **n. suralis** [BNA].

n. saphenus longus, long saphenous nerve, **n. saphenus** [BNA].

n. scrotales posterior, posterior scrotal nerve, one of several terminal branches of the perineal nerve, supplying the skin of the posterior portion of the scrotum corresponding to **n. labialis posterior** in the female.

n. sphenopalatinus, sphenopalatine nerve, one of two short branches, given off by the maxillary in the sphenomaxillary fossa, which constitute the sensory roots of the sphenopalatine (Maxillary) ganglion.

n. spinosus [BNA], spinous nerve, recurrent nerve, a branch of the mandibular, entering the skull by the foramen spinosum to supply the dura mater.

n. splanchnicus imus [BNA], lowest splanchnic nerve, smallest splanchnic nerve, a nerve containing the sympathetic fibers for the renal plexus, usually contained in the lesser splanchnic nerve, but occasionally existing as an independent cord.

n. splanchnicus major, greater splanchnic nerve, arises from the 5th or 6th to the 9th or 10th thoracic ganglia of the sympathetic, and passes downward along the sides of the bodies of the thoracic vertebrae to the celiac plexus.

n. splanchnicus minimus, smallest splanchnic nerve, **n. splanchnicus imus** [BNA].

n. splanchnicus minor, lesser splanchnic nerve, arises from the last two thoracic ganglia of the sympathetic and passes down, on the outer side of the greater splanchnic nerve, to the celiac and renal plexuses.

n. stapedius, nerve of the stapedius muscle, a branch of the facial arising in the facial canal and passing forward to the tympanum.

n. subclavius, subclavian nerve, one of the anterior thoracic nerves supplying the subclavius muscle.

n. sublingualis, sublingual nerve, a branch of the lingual to the sublingual gland and mucous membrane of the floor of the mouth.

n. suboccipitalis [BNA], posterior primary division of the first cervical nerve, passing through the occipital triangle and sending branches to the nuchal capitis posterior major and minor, obliquus capitis superior and inferior, rectus lateralis, and semispinalis capitis.

n. subscapularis longus, long subscapular nerve, **n. thoracodorsalis** [BNA].

n. supraacromialis, supraacromial nerve, **n. supraclavicularis posterior** [BNA].

n. supraclavicularis, supraclavicular nerve, **n. supraclavicularis medius** [BNA].

n. supraclavicularis anterior [BNA], anterior supraclavicular nerve, suprasternal nerve, arises from the 3d and 4th cervical, supplies the skin over the upper part of the thorax.

n. supraclavicularis medius [BNA], middle supraclavicular nerve, supraclavicular nerve, arises from the 3d and 4th cervical, supplies the skin of the subclavicular fossa.

n. supraclavicularis posterior [BNA], posterior supraclavicular nerve, supraacromial nerve, arises from the 3d and 4th cervical, supplies the skin of the shoulder.

n. supraorbitalis, supraorbital nerve, a branch of the frontal leaving the orbit through the supraorbital foramen or groove and dividing into branches distributed to the forehead and scalp, upper eyelid, and frons.

n. suprascapularis, suprascapular nerve, arises from the 5th and 6th cervical, passes downward parallel to the cords of the brachial plexus, then through the suprascapular foramen, supplying the supraspinatus and infraspinatus muscles, and also sending branches to the shoulder joint.

n. suprasternalis, suprasternal nerve, **n. supraclavicularis anterior** [BNA].

n. supratrochlearis, supratrochlear nerve, a branch of the frontal supplying the inner canthus of the eye, the central part of the skin of the forehead, and the root of the nose.

n. sura'lis [BNA], sural nerve, short or external saphenous nerve, formed by the union of the medial and lateral cutaneous nerves from the tibial and the peroneal anastomotic branch of the common peroneal, about the middle of the calf; thence it accompanies the small saphenous vein around the lateral (external) malleolus to the dorsum of the foot.

n. tempora'lis profun'dus, deep temporal nerve, one of two branches, anterior and posterior, given off from the masticatoric nerve, supplying the temporal muscles.

n. temporomala'ris, temporomalar nerve, **n. zygomaticus** [BNA].

n. tenso'ris tym'pani, nerve of the tensor tympani muscle, a motor branch of the otic ganglion supplying the tensor tympani muscle.

n. tenso'ris ve'lli palati'ni, nerve of the tensor muscle of the velum palatinum, a motor branch of the otic ganglion, supplying the tensor palati muscle.

n. thoraca'lis, thoracic nerve, one of twelve nerves on each side, mixed motor and sensory, supplying the muscles and skin of the chest.

n. thoraca'lis ante'rior, anterior thoracic nerve, one of a number of nerves arising from the 5th to 8th cervical, passing forward to be distributed to the pectoralis minor and major muscles.

n. thoraca'lis lon'gus [BNA], long thoracic nerve, posterior thoracic, external respiratory nerve of Bell, arises from the 5th, 6th, and 7th cervical nerves, descends the neck behind the brachial plexus, and is distributed to the serratus magnus muscle.

n. thoraca'lis poste'rior, posterior thoracic nerve, a name applied to the dorsalis scapulae and thoracalis longus nerves collectively.

n. thoracodors'a'lis [BNA], thoracodorsal nerve, long subscapular nerve, arises from the 6th and 7th cervical nerves and supplies the latissimus dorsi muscle.

n. tibia'lis ant'i'cus, anterior tibial nerve, **n. peroneus profundus** [BNA].

n. tibia'lis [BNA], tibial nerve, internal popliteal nerve, one of the two terminal branches of the sciatic, passing down in company with the popliteal and posterior tibial arteries, giving off a number of terminal branches behind the medial (internal) malleolus; it supplies the knee, muscles of the calf, and skin of the leg.

n. trigem'inaus [BNA], trigeminal or trifacial nerve, 5th cranial nerve, the chief sensory nerve of the face and the motor nerve of the muscles of mastication; its nuclei are in the mesencephalon and in the pons extending down into the cervical portion of the spinal cord; it emerges by two roots, sensory and motor, from the lateral portion of the surface of the pons, and enters a cavity of the dura mater, cavum of Meckel, at the apex of the petrous portion of the temporal bone, where the sensory root expands to form the Gasserian ganglion; from there the three divisions—ophthalmic, maxillary, and mandibular—branch forth.

n. trochlea'ris [BNA], trochlear nerve, fourth nerve, pathetic nerve, supplies the superior oblique muscle of the eye; its origin is in the floor of the aqueductus cerebri, its fibers decussate in the anterior medullary velum, and it emerges from the brain at the side of the frenalum and enters the orbit through the sphenoidal fissure.

n. tympan'icus, tympanic nerve, Jacobson's nerve, a nerve from the petrous ganglion of the glossopharyngeal, passing to the tympanum, forming there the tympanic plexus which supplies the mucous membrane of the tympanum, mastoid cells, and Eustachian tube.

n. ulna'ris, ulnar nerve, arises through the inner cord of the brachial plexus from the 8th cervical and 1st thoracic nerves, passes down the arm, through the interval between the olecranon process and the inner condyle of the humerus, and down the ulnar side of the forearm to the wrist; it gives off numerous muscular and cutaneous branches in the forearm.

n. utricula'ris, utricular nerve, a branch of the vestibular trunk of the acoustic, supplying the macula acustica of the utricle.

n. vagina'lis, vaginal nerve, one of several nerves passing from the pudendal plexus to the vagina.

n. v'agus [BNA], vagus nerve, pneumogastric nerve, 10th cranial nerve, arises by numerous small cords from the side of the medulla oblongata, between the

glossopharyngeus above and the accessorius below; its deep connections are similar to those of the glossopharyngeus; it leaves the cranial cavity by the jugular foramen and passes down to supply the larynx, lungs, heart, esophagus, stomach, and most of the abdominal viscera; it is a mixed nerve both of sensation and of motion.

n. vesica'lis infe'rior, inferior vesical nerve, one of several small nerves passing from the pudendal plexus to the bladder.

n. vestib'ull, nerve of the vestibule, vestibular nerve, the upper of the two trunks of the acoustic nerve in the internal acoustic meatus; its terminal branches pierce the lamina cribrosa and supply the utricle and the superior and lateral semicircular canals.

n. zygoma'ticus [BNA], zygomatic nerve, orbital or temporomalar nerve, a branch of the maxillary in the inferior orbital fissure through which it passes and emerges on the face through the zygomatico-orbital foramen; here it divides into two branches supplying the skin of the temple and over the malar bone.

Nessler's reagent [A. Nessler, German chemist, *1827.] A solution of caustic potassa, iodide of mercury, and iodide of potassium, which gives a yellow precipitate with traces of ammonia and a brown precipitate with larger amounts.

nest [A.S.] A structure having a fancied resemblance to a bird's nest; see *nidus*. **Brunn's n.**, see *Brunn*. **epithe'lial n.**, one of a number of small bodies formed of concentrically arranged, flattened, ceratinized cells, found in epitheliomatous growths; called also epithelial pearls.

swallow's n., *nidus hirundinis*. **nestiatria** (nes-ti-at'ri-ah) [*nēstis*, fasting, + *iatria*, medical treatment.] Nestithery,* hunger-cure. **nestiostomy** (nes-ti-os'to-mi) [G. *nēstis*, jejunum, + *stoma*, mouth.] The operative establishment of a fistula opening into the jejunum, jejunostomy.

nes'tis [G. *nēstis*, fasting.] Jejunum.

nestithery (nes-ti-ther'a-pli) [G. *nēstis*, fasting, + *therapeia*, healing.] Treatment of disease by a reduced diet or absolute fast; nestiatria, hunger-cure.

net-knot. Caryosome.

net'tle [A.S. *netele*.] Urtica.

net'tle-rash. Urticaria.

nett'ling hairs. Sharp-pointed barbed hairs of certain caterpillars which contain an irritating toxic substance causing dermatitis when brought in contact with the skin.

net'work. A structure bearing a resemblance to a woven fabric; rete, reticulum. **cell n.**, mitome. **perita'ral n.**, the lymphatic vessels along the margin of the eyelid. **subpap'illary n.**, the capillary blood-vessels in the deeper layers of the skin.

Neubauer's artery (noy'bow-er) [Johann Ernst Neubauer, German anatomist, 1742-1777.] An inconstant artery arising from the arch of the aorta and supplying the thyroid gland, *arteria thyreoidea ima*.

Neuber's meth'od (noy'ber). Treatment of osseous and articular tuberculosis by removing the carious tissue and filling the cavity with a 10 per cent. emulsion of iodoform in glycerin. **N.'s tubes**, drainage tubes made of bone.

Neuenahr, Prussia (noy'en-ahr). Alkaline-carbonated waters, up to 104° F. Four springs. Used by drinking and bathing in laryngitis, bronchial catarrh, asthma, tuberculosis, biliary and urinary concretions, gout, chronic rheumatism, arthritis deformans, dyspepsia, obesity, diabetes, the uric acid diathesis, nephritis, nervous disorders, glycosuria, liver diseases, and cardiac disorders. May to October.

Neumann's cells (noy'mahn) [Ernst Neumann,

German pathologist, *1834.] Colored nucleated cells in the bone-marrow developing into red blood-cells. **N.'s sheath**, dental* sheath.

Neumann's disease' (noy'mahn) [Isidor Neumann, Viennese dermatologist, *1832.] Pemphigus vegetans.

Neumann's law (noy'mahn) [Franz Ernst Neumann, German physicist, 1798-1895.] In compounds of analogous chemical constitution, the molecular heat, or the product of the specific heat by the atomic weight, is always the same.

Neumann's meth'od (noy'mahn) [Heinrich Neumann, Viennese otologist, contemporary.] Local anesthesia in ear surgery by subperiosteal injection of a solution of cocaine and adrenalin.

neurad (nu'rad) [G. *neuron*, nerve, + L. *ad*, to.] Toward the neural axis.

neuradynamia (nu-rad-i-nam'i-ah) [G. *neuron*, nerve, + *a-* priv. + *dynamis*, force.] Neurasthenia.

neurag'mia [G. *neuron*, nerve, + *agmos*, fracture.] The rupture or tearing asunder of a nerve.

neur'al [G. *neuron*, nerve.] 1. Relating to any part of the nervous system, especially to the cerebrospinal system in a vertebrate embryo. 2. Referring to the dorsal region; opposed to visceral or hemal. **n. arch**, **axis**, **canal**, etc., see the nouns.

neur'al'gia [G. *neuron*, nerve, + *algos*, pain.] Nerve-pain; pain of a severe, throbbing or stabbing character in the course or distribution of a nerve. **de-gen'erative n.**, n. caused by degenerative changes in the nerve or its central origin. **epilep'tiform n.**, **tic douloureux**. **hallu'cinatory n.**, a cerebral impression of local pain occurring without any actual peripheral nerve pain, or persisting after an attack of neuralgia has ceased (reminiscent n.). **idiopath'ic n.**, nerve-pain not due to any apparent lesion of the nerve itself or to pressure from a lesion of the surrounding parts. **intercos'tal n.**, pain in the side, frequently the left, due to neuralgia of one or more of the intercostal nerves. **mam'mary n.**, mastodynia, intercostal n. of the branches of the upper dorsal nerves of one side. **red n.**, erythromelalgia. **reminis'cent n.**, a cerebral impression of pain persisting, in a hypersensitive person, after the actual attack of neuralgia has passed away. **sciat'ic n.**, sciatica. **stump n.**, pain referred to the absent part, caused by pressure on the nerves in an amputation stump. **symptomati'c n.**, n. occurring as a symptom of some local or systemic disease not involving primarily the nerve structures.

neur'al'gic. Relating to, resembling, or of the character of, neuralgia.

neur'al'giform [neuralgia + L. *forma*, form.] Resembling or of the character of neuralgia.

neur'al'gin. Trade name of a preparation of acetanilide, caffeine, and sodium salicylate; analgesic in doses of gr. 8-15 (o. 5-1.0).

neuramebimeter, **neuramœbimeter** (nu-ram-e-bim'-e-tur) [G. *neuron*, nerve, + *amoihē*, answer, + *metron*, measure.] An instrument for measuring the rapidity of response of a nerve to any stimulus.

neuranageresis (nu-ran-ah-jen'e-sis) [G. *neuron*, nerve, + *ana*, up, again, + *genesis*, generation.] Regeneration of a nerve.

neurapoph'ysis [G. *neuron*, nerve, + *apophysis*, offshoot.] 1. One of the sides of the neural arch of a vertebra. 2. The homologue of a spinal neurapophysis in the reconstructed cranial vertebra. 3. The spinous process of a vertebra.

neurarchy (nu'r-ar-kē) [G. *neuron*, nerve, + *archē*, dominion.] The dominant action of the nervous system over the physical processes of the body.

neurasthenia (nu-ras-the'nī-ah, nu-ras-thē'e-ah) [G. *neuron*, nerve, + *asthenia*, weakness.] Nervous exhaustion, Beard's disease. A functional neurosis marked by intense nervous irritability and weakness; the chief symptoms are *neurra* headache, or feelings of constriction about the head, pain in the back, exhaustion after slight mental or physical exertion, excessive sensibility to noises, irregular heart action, vertigo, dyspepsia, disorders of vision, and loss of memory.

acous'tic n., n. in which deafness is a prominent symptom. **acquired' n.**, nervous exhaustion appearing in adult life, due to overwork or worry, mental shock, excesses of various art, syphilis, chronic poisoning, eyestrain.

angioparaly'tic n., **angiopath'ic n.**, a form of *neurra* in which the chief complaint is of a *neurra* throbbing or sense of pulsation throughout the body. **cer'ebral n.**, n. in which headache and mental weakness or irritability are prominent symptoms. **gas'tric n.**, a condition marked by gastralgia and distention, dyspepsia, and mild neurasthenic symptoms. **n. gra'vis**, a condition of extreme and lasting n. **n. pra'cox**, primary n., a form of nervous exhaustion appearing in the adolescent period. **obses'sive n.**, psychasthenia. **optic n.**, a form in which visual disturbances, especially narrowing of the visual field, are prominent symptoms. **pul'sating n.**, angiopathic n. **sexual n.**, a form in which sexual erethism, weakness, or perversion is a marked symptom. **spinal n.**, the common form of n. in which symptoms referred to the spinal cord are marked. **traumat'ic n.**, nervous exhaustion following an injury, especially if accompanied by fright; see *railway-spre*.

neurasthe'niac. One suffering from neurasthenia.

neurasthen'ic. 1. Relating to, or suffering from neurasthenia. 2. One suffering from neurasthenia, a neurastheniac.

neuratrophy, **neuratrophy** [G. *neuron*, nerve, + *atrophia*, atrophy.] Atrophy or defective nutrition of the nerves or central nervous system.

neuratroph'ic. Relating to or marked by neuratrophy.

neurax'is. 1. The neural or cerebrospinal axis. 2. An axis-cylinder, neuraxon.

neuraxon, **neuraxone** (nu-raks'on, nu-raks'ōn) [G. *neuron*, nerve, + *axon*, axis.] Neurite, an axis-cylinder process; a slender, usually single process from the cell-body of the neuron, it may proceed unbranched to form the axis-cylinder of a nerve-fiber (in cells of the *first type*, or of *Dendrocyte* or break up into numerous collateral branches to form a dendraxone (in cells of the *second type*, or of *Golgi*), or, finally, there may be two or more neuraxons passing out from one cell (in cells of the *third type*, or of *Cajal*).

neure (nūr). Neuron, nerve-cell.

neurecta'sia, **neurec'tasis**, **neurec'tasy** [G. *neuron*, nerve, + *ektasis*, extension.] Nerve-stretching.

neurec'tomy [G. *neuron*, nerve, + *ektomē*, excision.] Excision of a segment of a nerve.

neurec'topia, **neurec'topy** [G. *neuron*, nerve, + *ektō*, out of, + *topos*, place.] 1. Dislocation of a nerve-trunk. 2. A condition in which a nerve follows an anomalous course.

neurenteric [G. *neuron*, nerve, + *enteron*, intestine.] Relating, in the embryo, to both *neuron* and *enteron*, to the neural and enteric tubes.

canal, **notochordal** canal; strictly, in the human embryo, only the posterior portion of the notochordal canal, corresponding to the *n. canal* of the lower vertebrates. **n. pore**, the extremity of the n. canal.

neurepithelial. Relating to the neuroepithelium.

neurepithelium. 1. The specialized epithelium constituting the nerve-endings in the retina and the organ of Corti. 2. The layer of the epiblast developing into the cerebrospinal axis.

neurergic [G. *neuron*, nerve, + *ergon*, work.] Relating to the activity of a nerve.

neuraxial (nu-reks-a'-re-sis) [G. *neuron*, nerve, + *axia*, a taking out.] Tearing out or evulsion of a nerve; a procedure recommended by Thiersch in place of excision for the relief of intractable neuralgia.

neuriatrics, neuriatry (nu-ri-at'-ri-ah, nu-ri-at'-ri) [G. *neuron*, nerve, + *iatria*, medical treatment.] Treatment of nervous diseases.

neuricity (nu-ris'-i-ti) [G. *neuron*, nerve.] Nervous energy; the property inherent in nervous matter.

neuridine. A ptomaine, $C_8H_{13}N_3$, of gelatinous consistence and bad odor, present in decaying animal flesh and brain substance.

neurilemma [G. *neuron*, nerve, + *lemma*, husk.] Sheath of Schwann, a delicate hyaline membrane surrounding the medullary substance of a nerve-fiber, or the axis-cylinder in a non-medullated nerve-fiber.

neurilemmitis (nu-ri-lem-i'('e')tis). Inflammation of the neurilemma of a nerve fiber.

neurility. The property of conducting stimuli, inherent in nerves.

neurimotility (nu'-ri-mo-til'i-ti) [G. *neuron*, nerve, + *L. motus*, motion.] Nervimotility.

neurimotor. Nervimotor, relating to a motor nerve.

neurine. A toxic ptomaine, $C_8H_{13}NO$, trimethylvinyl ammonium hydroxide, a product of decomposing animal matter; also a poisonous constituent of mushrooms. 2. An extract of brain matter, suggested for use in various nervous disorders and in cancer.

neurofibroma. Neurofibroma.

neurite, neurite (nu'rit, nu'rit) [G. *neuritis*, of a nerve.] One of the terminal branches of a neurone; both axites and dendrites are neurites.

neuritic. Relating to neuritis.

neuritis (nu-ri'('re')tis) [G. *neuron*, nerve, + *-itis*.] Inflammation of a nerve, marked by neuralgia, hyperesthesia, anesthesia, or parasthesia, paralysis, muscular atrophy in the region supplied by the affected nerve, and by abolition of the reflexes.

adventitial n. (ad-ven-tish'al), inflammation of the sheath of a nerve. **ascending n.**, inflammation progressing upward along a nerve-trunk in a direction away from the periphery. **axial n.**, **parenchymatous n.** **degeneration n.**, n. accompanied by rapid degeneration of the nerve. **descending n.**, inflammation progressing downward along a nerve-trunk in a direction toward the periphery. **disseminated n.**, segmental n. **central n.**, parenchymatous n. **endemic n.**, beriberi. **Fallopian n.**, a perineuritis of the facial nerve in the Fallopian canal, producing compression of the nerve and consequent facial paralysis. **interstitial n.** (in-ter-atish'al), inflammation of the connective-tissue framework of a nerve. **intracocular n.**, inflammation of the retinal portion of the optic nerve. **migrating n.**, a neuritis which extends along the nerve-trunk, in a direction either from the periphery toward the center, **ascending n.**, or from the center toward the periphery, **descending n.** **multiple n.**, simultaneous inflammation of a large number of the spinal nerves, marked by paralysis, pain, and wasting of the muscles; polyneuritis. **optic n.**, inflammation of the optic nerve. **parenchymatous n.**, in-

flammation of the nervous substance proper, the axis-cylinders and myelin. **retrobulbar n.**, inflammation of the orbital portion of the optic nerve.

segmental n., **segmentary n.**, inflammation occurring at several points along the course of a nerve.

sciatic n., inflammation of the sciatic nerve, causing sciatica. **toxic n.**, n. due to the action of alcohol, lead, arsenic, or some other poison.

traumatic n., inflammation of a nerve following an injury.

neuroanatomy (nu'-ro-an-at'o-mi). The anatomy of the nervous system.

neuroarthritis (nu'-ro-ar-thri-tizm). A condition in which there is a predisposition to nervous and rheumatoid or gouty disorders.

neu'roblast [G. *neuron*, nerve, + *blastos*, germ.] An embryonic nerve-cell.

neurocardiac [G. *neuron*, nerve, + *kardia*, heart.] Relating to the nerve-supply of the heart; relating to a cardiac neurosis.

neu'rocele. Neurocœle.

neurocentral. Relating to the neurocentrum or central part of the neural axis, the vertebral body. **n. suture**, **n. synchondrosis**, the line of union on either side between the body and the arch of a vertebra, in the young child.

neurocentrum. The central portion of the neural axis, the body of a vertebra.

neuroceratin. Neurokeratin.

neurochitin (nu-ro-ki'tin) [G. *neuron*, nerve, + *chiton*, tunic.] The supporting substance, that which forms the mitome, of the nerve-cell.

neurochorioiditis (nu-ro-ko'ri-oy-di'('de')tis). Inflammation of the chorioid coat of the eye and the optic nerve.

neurochorioretinitis (nu-ro-ko'ri-o-ret-in-i'('e')tis). Inflammation of the chorioid coat of the eye, the retina, and the optic nerve.

neurocity (nu-ros'i-ti). Neuricity.

neurocœle (nu'-ro-sel, nu-ro-se'le) [G. *neuron*, nerve, + *koilos*, hollow.] The central cavity of the cerebrospinal axis, the combined ventricles of the brain and central canal of the spinal cord.

neurocranium [G. *neuron*, nerve, + *kranion*, skull.] The part of the skull enclosing the brain, as distinguished from the bones of the face.

neurocyte (nu'-ro-sit) [G. *neuron*, nerve, + *kytos*, a hollow (a cell).] A nerve-cell, neuron.*

neurocytoma (nu-ro-si-to'mah) [G. *neuron*, nerve, + *kytos*, cell, + *-oma*.] Neuroma (1).

neuroden'drite, neuroden'dron [G. *neuron*, nerve, + *dendron*, tree.] Dendrite, dendron.

neurodermatitis (nu-ro-der-mä-ti'('te')tis) [G. *neuron*, nerve, + *derma*, skin, + *-itis*.] Inflammation of the skin of nervous origin; an inflammatory dermatoneurosis.

neu'rodermato'sis. Dermatoneurosis.

neu'rodin. Acetylparaoxyphenylurethane; a colorless crystalline substance obtained from amidophenol and ethylurethane; antiperiodic and analgesic in doses of gr. 5-15 (0.3-1.0).

neurodyn'ia [G. *neuron*, nerve, + *odynê*, pain.] Neuralgia, nerve-pain.


neu'ro-elec'trotherapeu'tics. Treatment of nervous diseases by electricity.

neu'roepider'mal. Relating to the nerves and the epidermis, noting an embryonic layer from which these tissues are formed.

neuroepithelial. Relating to the neuroepithelium.

neuroepithelioma. Glioma (2).

neuroepithelium. Neuroepithelium.

neurofibril. Nerve-fibril, 

neurofibroma, pl. neurofibromata, neurofibromas. False neuroma; neuroma (2).

neurofibromatosis. 1. The occurrence of tumors due to circumscribed hyperplasia of the fibrous structure of the nerves. 2. Recklinghausen's disease, of which it is one of the manifestations.

neurofibril. One of a number of neurofibrils passing back from the origin of the axis-cylinder and enveloping the body of the cell.

neuroganglitis (nu'-ro-gang-gli-'(e')tis). Inflammation of a nerve-ganglion.

neuroganglion (nu'-ro-gang-gli-on). Nerve-ganglion.

neurogastric. Relating to the nerves of the stomach.

neurogenesis [G. *neuron*, nerve, + *genesis*, origin.] The formation of nerves and nervous matter.

neurogenetic, **neurogenic** [G. *neuron*, nerve, + *gennētos*, begotten.] 1. Originating in, or starting from, or caused by, the nerves or nerve-cells, neurogenous. 2. Relating to neurogenesis.

neurogenous (nu-roj'en-us) [G. *neuron*, nerve, + *gennaō*, I produce.] Neurogenetic(1).

neuroglia [G. *neuron*, nerve, + *glia*, glue.] The supporting substance of the nerves and cells of the brain and spinal cord, composed of a delicate fibrous network enclosing two varieties of cells, called spider cells* and mossy cells.*

neuroglial, **neuroglial**. Relating to the neuroglia. **neuroglioma** (nu'-ro-gli-o'mah). A tumor formed of neuroglial tissue; glioma.

neurography [G. *neuron*, nerve, + *graphē*, a description.] Descriptive anatomy of the nervous system.

neurohistology. The microscopical anatomy of the nervous system.

neurohypnology [G. *neuron*, nerve, + *hypnos*, sleep, + *-logia*.] The science of hypnotism.

neuroid (nu'royd) [G. *neuron*, nerve, + *eidōs*, resemblance.] 1. Resembling a nerve, nerve-like. 2. Neurapophysis.

neurokeratin. A horny substance forming the supporting framework of the medullary substance of a medullated nerve-fiber.

neurokyme (nu'-ro-kim) [G. *neuron*, nerve, + *kyma*, wave.] Nervous energy.

neurolemma [G. *neuron*, nerve, + *lemma*, husk, skin.] An old term for the retina; not to be confused with *neurilemma*.

neurologist. One versed in the science of neurology; a specialist in the treatment of nervous diseases.

neurology [G. *neuron*, nerve, + *-logia*.] The branch of medical science which has to do with the nervous system and its disorders.

neurolysin. An antibody causing destruction of ganglion and cortical cells, obtained by the injection of brain substance.

neurolysis [G. *neuron*, nerve, + *lysis*, loosening, solution.] 1. Destruction of nerve tissue by neurolysin. 2. Freeing of a nerve from inflammatory adhesions. 3. Nervous exhaustion.

neurolytic. Relating to neurolysis.

neuroma (nu-ro'mah), pl. *neuromata*, *neuro'mas* [G. *neuron*, nerve, + *-ōma*.] 1. A tumor formed chiefly or in great part of cells of the type of sympathetic ganglion cells (true neuroma, ganglioneuroma). 2. A fibrous tumor of a nerve-sheath surrounding and entangling the nerve-fibers (false neuroma, plexiform neuroma, neurofibroma). **amputation n.**, a swelling of the divided end of a nerve in an amputation-stump; it is composed of proliferated nerve-fibers, turned upon themselves and imbedded in a dense fibrous growth. **false n.**, plexiform n., neurofibroma, a fibrous tumor of a nerve-trunk, containing no

nerve-cells. **multiple n.**, **neuromatous**, a certain neurofibroma of the skin. **n. telangiectatic**, vascular n., one containing an overgrowth of capillary vessels. **nevroid n.**, **n. telangiectoid**, **plexiform n.**, a fibrous tumor of a nerve-the enclosing and separating the nerve-fibers. **neuromat'ic n.**, amputation n., or one occurring in the cicatrix of any wound. **true n.**, **ganglioneuroma**, a tumor containing nerve-cells.

neuromalacia [G. *neuron*, nerve, + *malakia*, softness.] Pathological softening of nerves or of

neuromast [G. *neuron*, nerve, + *massa*, hila. A sense-organ composed of neuromastomeres—nerve-hillock.

neuromatosis. The occurrence of multiple neuromata.

neuromatous. Relating to a neuroma or to neuromatosis.

neuromechanism (nu-ro-mek'an-izm). The nervous apparatus—nerve-trunks, nerve-centers and nerve-terminals—controlling the functions of an organ or system.

neuromere (nu'-ro-mēr) [G. *neuron*, nerve, + *mer*, part.] One of the dilatations formed at the anterior extremity of the neural groove in the embryo as the groove becomes converted into the neurulation tube, the neuromeres resolve themselves into three primary cerebral vesicles.

neuromimesis [G. *neuron*, nerve, + *mimēsis*, imitation.] Hysterical or neurotic simulation of disease.

neuromuscular [G. *neuron*, nerve, + *L. musculus*, muscle.] Nervimuscular.

neuromyelitis (nu'-ro-mi-el-i'(e')tis) [G. *neuron*, nerve, + *myelos*, marrow, + *-itis*.] Nerve combined with spinal-cord inflammation.

neuromyositis (nu'-ro-mi-o-si'(e')tis) [G. *neuron*, nerve, + *mys*, muscle, + *-itis*.] Neuritis with inflammation of the muscles with which the affected nerve or nerves are in relation.

neuron, **neurone** (nu'ron, nu'ron) [G. *neuron*, nerve.] 1. The morphological unit of the nervous system, consisting of the nerve-cell body and various processes, the dendrites and the axon. 2. The process or neuraxon. 3. The axis-cylinder process of a nerve-cell, a neuraxon. 4. The cerebrospinal axis (obsolete).

neuronal. 1. Neuronic. 2. Trade name of triethyleneglycol dimethylacetamide, diethylbromacetamide; a synthetic hypnotic occurring in the form of a white powder of camphoraceous odor and bitter taste; dose, gr. 8-20 (0.5-1.3).

neurophagic [G. *neuron*, nerve, + *phagōs*, devouring. Relating to the nerve-supply of the kidney. **neuron'ic**. Relating to a neuron or to the nerve-cells in general.

neuronophag, **neuronophage** (nu'-ron'o-fag, no-ne-fā) [G. *phagō*, I eat.] A phagocyte which devours nerve-cells.

neuronophagia, **neuronophagy** [G. *neuron*, nerve, + *phagō*, I eat.] Destruction of nerve cells by phagocytes.

neuronous [G. *neuron*, nerve, + *nosos*, disease.] Any disease of the nervous system, neuropathic.

neuronoxia [G. *neuron*, nerve, + *noxis*, pain.] Acupuncture of a nerve in the treatment of neuralgia.

neuroparalysis. Paralysis resulting from disease of the nerve supplying the affected part.

neu'roparalytic. Relating to neuroparalysis. **neu'ropath**. One who suffers from or is predisposed to some disease of the nervous system.

neuropathic. Relating in any way to neuropathic. **neuropathogenesis** [G. *neuron*, nerve, + *pathos*, suffering.]

suffering, + *genesis*, origin.] The origin or causation of a disease of the nervous system.

neurop'athist. Neurologist.

neuropathology. Pathology of the nervous system. **neurop'athy** [G. *neuron*, nerve, + *pathos*, suffering.]

Any disease of the nervous system, neuronosis.

neuropho'nia [G. *neuron*, nerve, + *phōnē*, voice.]

A spasm or tic of the muscles of phonation causing involuntary sounds or cries.

neurophysiology. Physiology of the nervous system.

neu'tropile [G. *neuron*, nerve, + *pilos*, felt.] Neurite.

neurop'ilem [G. *neuron*, nerve, + *pilos*, felt.] The network of nerve-fibrils into which the nerve-fiber divides at its termination.

neu'troplasm. The protoplasm of a nerve-cell.

neu'troplasty. Plastic surgery of the nerves.

neu'troplex, neuroplex'us. A plexus of nerves.

neurop'loca [G. *neuron*, nerve, + *plokē*, a web.] A nerve-ganglion.

neu'ropo'dion, neuropo'dium [G. *neuron*, nerve, + *podion*, little foot.] Dendraxo, a terminal twig of a neuron.

neu'topore [G. *neuron*, nerve, + *poros*, pore.] An opening in the embryo leading from the neural canal to the exterior.

neuropsychopath'ic. Relating to neuropsychopathy.

neuropsychopathy (nu-ro-si-kop'ā-thi) [G. *neuron*, nerve, + *psyche*, mind, + *pathos*, suffering.]

Any nervous disorder with complicating mental symptoms.

neuropsychosis (nu-ro-si-ko'sis). Neuropsychopathy.

neurolapae (nu'ro-re-laps'). The occurrence of nervous symptoms in syphilis following an injection of salvarsan; called also neurorecidive and neurorecurrence.

neuoretinitis (nu-ro-ret-in-i'e'tis) [G. *neuron*, nerve, + L. *retina* + G. *-itis*.] Inflammation of the retina and of the optic nerve.

neuor'r'haphy [G. *neuron*, nerve, + *rhap'hē*, suture.] Joining by suture the ends of a divided nerve.

neuor'rheuma (nu-ro-ru'mah) [G. *neuron*, nerve, + *rheuma*, current.] Nervous energy.

Neuroryc'tes hydropho'bia [G. *neuron*, nerve, + *oryktis*, a digger.] Negri* body, the supposed protozoan microorganism of rabies.

neuro'sal. Relating to a neurosis.

neuroscotomiasis (nu-ro-sar-ko-kli'sis) [G. *neuron*, a nerve, + *sarx* (sark-), flesh, + *kliōd*, I enclose.]

An operation for the relief of neuralgia, which consists in resection of one of the walls of the vascular canal traversed by the nerve and the transportation of the latter into the soft tissues.

neurosarco'ma. A mixed neuroma and sarcoma; glioma (2).

neuroscle'ro'sis [G. *neuron*, nerve, + *sklērōsis*, induration.] Hardening of the nerves in consequence of overgrowth of the connective tissue.

neuro'sis [G. *neuron*, nerve.] 1. A nervous disease, especially a functional nervous disease or one which is dependent upon no evident lesion. 2. A peculiar state of tension or irritability of the nervous system; any form of nervousness. **ac'cident n.**, traumatic n. **anxi'ety n.**, psychasthenia in which gloomy forebodings are a predominant symptom. **fatigue' n.**, neurasthenia or psychasthenia. **occupa'tion or profes'sional n.**, a functional disorder of a group of muscles which one uses chiefly in his occupation, marked by the occurrence of spasm, paresis, or incoordination when one attempts to repeat the habitual movements, as in writing, playing the piano and other musical instruments, etc. **sex'ual n.**, a nervous disorder of the sexual function, such as impotence

or spermatorrhea. **traumat'ic n.**, any functional nervous disorder following an accident or injury.

neu'rosism. Nervousness, neurasthenia, neuroticism; a condition of perverted or irritable nervous action.

neuroskel'eton [G. *neuron*, nerve.] Endoskeleton.

neu'rosome [G. *neuron*, nerve, + *sōma*, body.] 1. One of the minute granules seen in the protoplasm of a neuron and of its axis-cylinder. 2. The body of a nerve-cell.

neu'rospasm [G. *neuron*, nerve, + *spasmos*, spasm.] Muscular spasm or twitching caused by a disordered nerve-supply.

neurosplanch'nic (nu-ro-splank'nik) [G. *neuron*, nerve, + *splanchnon*, a viscus.] Relating to both the cerebrospinal and the sympathetic nervous systems.

neurosp'ongium [G. *neuron*, nerve, + *spongion*, small sponge.] 1. The network of fibrils supporting the neuroplasm. 2. The reticular layer of the retina.

neurostearic acid (nu-ro-ste-ar'ik as'id) [G. *neuron*, nerve, + *stear*, tallow.] An acid obtained from brain matter by the action of dilute sulphuric acid.

neurosthenia (nu-ro-sthe'nī-ah) [G. *neuron*, nerve, + *sthenos*, force.] A condition in which the nerves respond with abnormal force or rapidity to slight stimuli.

neurosurgery (nu-ro-sur'ji-rī) [G. *neuron*, nerve.] Surgery of the nerves or of the central nervous system.

neurosu'ture. Nerve-suture, neurorrhaphy.

neurota'bes [G. *neuron*, nerve, + L. *tabes*, a wasting away.] Polyneuritis with ataxic symptoms.

neurotagma (nu-ro-tag'mah) [G. *neuron*, nerve, + *tagma*, that which is arranged.] The arrangement of protoplasmic elements in the neuron.

neu'roten'sion. Nerve-stretching.

neurothele (nu'ro-thēl) [G. *neuron*, nerve, + *thālē*, nipple.] Nerve-papilla.

neurotherapeu'tics, neurother'apy. The treatment of nervous disorders.

neurothip'sia [G. *neuron*, nerve, + *thlipsis*, pressure.] Pressure on one or more nerves.

neu'rot'ic. 1. Nervous; relating to or suffering from a neurosis. 2. A neurosis, or functional nervous disorder. 3. An agent for subduing nervous erethism, a nervine.

neu'rot'icism. Nervosity, nervosism, neurosism; the condition of being neurotic, or of suffering from perverted or irritable nervous action.

neurotiza'tion. The acquiring of nervous substance; the regeneration of a nerve.

neu'rotize. To provide with nerve substance.

neu'rotome [G. *neuron*, nerve, + *tomos*, a slice.] 1. Neuromere. 2. A very slender knife, or needle, for teasing apart nerve-fibers in microdissection.

neu'rotomy [G. *neuron*, nerve, + *tomē*, a cutting.] 1. Operative division of a nerve. 2. Anatomy of the nervous system.

neu'roton'ic. 1. Relating to neurotony, or nerve-stretching. 2. Strengthening or stimulating impaired nervous action. 3. An agent which improves the tone or force of the nervous system.

neu'rot'ony [G. *neuron*, nerve, + *tonos*, tension.] Nerve-stretching.

neurotox'ic. Poisonous to the nerves or to nervous substance.

neurotox'in. A cytotoxin specific for cells of the central nervous system, neurolysin.

neurotrauma (nu-ro-traw'mah). Neurotrois.

neurotrip'sy [G. *neuron*, nerve, + *tripsis*, a rubbing.]

The operative crushing of a nerve.

neurotrophasthenia (nu'ro-trof-as-the'nī-ah) [G. *neuron*, nerve, + *trophē*, nourishment, + *astheneia*, weakness.] Neurasthenia from insufficient nourishment.

neurotrophic [G. *neuron*, nerve, + *trophē*, nourishment.] Relating to trophic conditions under nervous influence.

neurotroph'y [G. *neuron*, nerve, + *trophē*, nourishment.] Nutrition of nervous tissue.

neurotrophism, neurot'rophy [G. *neuron*, nerve, + *trophē*, a turning.] 1. Affinity of basic dyes for nervous tissue. 2. The attraction of certain pathogenic microorganisms, poisons, and nutritive substances, toward the nerve-centers.

neurotro'sis G. *neuron*, nerve, + *trōsis*, a wounding.] Wounding of a nerve.

neurovarico'sis, neuro'varicos'ity [G. *neuron*, nerve, + L. *varix*.] A condition marked by multiple swellings along the course of a nerve.

neurovascular. Relating to both nervous and vascular systems; relating to the nerves supplying the walls of the blood-vessels, the vasomotor nerves.

neurovisceral (nu-ro-vis'er-al) [G. *neuron*, nerve, + L. *viscera*, the internal organs.] Neurosplanchnic.

neurypnol'ogy. Neurohypnology.

Neusser's gran'ules (noy'ser) [Edmund v. *Neusser*, Austrian physician, 1852-1912.] Basophilic granules near the nucleus of a leucocyte.

neutral (nu'tral) [L. *neuter*, neither.] 1. Exhibiting no positive properties, indifferent. 2. In chemistry, neither acid nor alkaline.

neutraliza'tion. 1. The conversion of the entire amount of an acid or a base into a salt by the addition of an exactly sufficient quantity of a base or of an acid, respectively. 2. The change in reaction of a solution from acid or alkaline to neutral by the addition of just a sufficient amount of an alkaline or of an acid substance, respectively. 3. The rendering ineffective of any action or process.

neu'tralize [L. *neuter*, neither.] 1. To render ineffective. 2. To effect neutralization.

neutralon (nu'tral-on). Trade name of a preparation of aluminum silicate, recommended in the treatment of hyperacidity and ulceration of the stomach.

neutropenia (nu-tro-pe'nī-ah) [*neutro(phil)* + G. *penia*, poverty.] The presence of neutrophile cells in abnormally small number in the peripheral blood stream.

neutrophil, neutrophile (nu'tro-fil, or fil) [L. *neuter*, neither, + G. *philos*, fond.] 1. Having no marked affinity for either acid or basic dyes, taking readily the color of a neutral stain; noting certain cells and tissues. 2. A cell, especially a leucocyte, which does not stain readily with either acid or basic dyes.

neutrophil'ia. The usual form of surgical (relative) leucocytosis in which the main increase is in the number of multinuclear neutrophiles.

neutrophil'ic, neutroph'ilous. Neutrophil (1).

neutrotaxis (nu-tro-tak'sis) [*neutro(phil)* + G. *taxis*, orderly arrangement.] The exertion of an attractive or repellent action in neutrophil leucocytes.

ne'void [L. *navus*, + G. *eidos*, resemblance.] Resembling a nevus.

ne'vose, ne'vous. Marked with nævi, nevoid.

ne'vus. Nevus.

Newbouldia lævis (nu-bol'dī-ah lē'vis). A tree of the calabash family, of West Africa, the root of which

is employed as an astringent in diarrhea and dysentery.

Newson's Arro'yo Grande Springs, California. A lime-chalybeate-carbonated water, 20° F. to 100.5° F. Three springs. Used by drin- and locally in gout, chronic rheumatism, cal- conditions of the intestines and bladder, as diseases, and diseases of women.

New'ton's disc [Sir Isaac *Newton*, English phre- 1642-1726.] A cardboard disc on what seven colored sectors, each occupying prop- tionally the same space as the correspond- primary color in the spectrum; when the dis- rapidly rotated it appears white.

N.F. Abbreviation for National Formulary

NH₃. Ammonia.

NH₄Cl. Ammonium chloride.

(NH₄)HS. Ammonium sulphhydrate.

(NH₄)MgPO₄ + 6H₂O. Ammoniomagnesium phosphate, triple phosphate.

NH₄NO₃. Ammonium nitrate.

Ni. Chemical symbol of *nickelium*, nickel.*

nic'cium. Nickel. **nic'coll bro'midum,** 1. bromide, occurs in greenish needles sol- water; has been recommended as a succed- of sodium bromide in doses of gr. 5-10 (3-10). **nic'coll sul'phas,** nickel sulphate, occurring greenish soluble crystals, recommended: amenorrhea, chlorosis, and tabes in doses of 1/2-2 (0.03-0.13).

nick'el [L. *nickelium*.] A metallic element, 58.7 Ni, atomic weight 58.68, closely resembling cobalt and often associated with it; some of it have been employed in medicine; see *nicotiana*.

Nicklès's test (ne-kles') [François Joseph *Nicklès*, French chemist, 1821-1860.] For cane sugar: heating with carbon tetrachloride in boiling point produces a black color if the sugar is cane-sugar, but not if it is glucose.

Nic'ol prism [William *Nicol*, Edinburgh phre- 1768-1851.] A polarizing prism made by cutting through a prism of Iceland spar and reunit- the cut surfaces with Canada balsam. Light passing through this prism is split, the ordinary rays being deflected by the layers of balsam, the polarized light being transmitted.

Nicolai's bacill'us (ne-ko-li'yer) [Arthur *Nicolaï*, German physician, *1862.] *Bacillus anthracis*.

Nicotiana (ni-ko-shī-ah'nah) [after Jean *Nicot*, French diplomat, 1530-1600.] A genus of exotic plants, of the order *Solanaceae*, to which belongs tobacco, *Nicotiana glauca*.

nicotianin (ni-ko-shī-an-in). An oily principle derived from tobacco leaves, having the color of tobacco smoke, upon which the flavor of tobacco is thought to depend.

nic'otine. A poisonous volatile alkaloid, C₁₀H₁₄N₂, derived from tobacco; it has been employed as an antidote to strychnine poisoning in doses of 30-50 (0.001-0.002), and also by intravenous injection in paralysis of the bladder. It is a reddish crystalline powder, employed as a substitute for nicotine in the same dose.

nic'otinism. Chronic tobacco-poisoning.

nicta'tion [L. *nictare*, to wink.] Nictation.

nic'titate [L. *nictitare*, to wink repeatedly.] To wink.

nic'titating spasm. A form of tetanus marked by repeated winking, a spasm of the orbicularis palpebrarum muscle.

nictitation (nik-ti-ta'shun). Winking.

nid'al. Relating to a nidus, or nest; focal. **nid'us** [L. nest.] 1. A nest. 2. A focus or point of lodgment and development of a pathogen.

organism. 3. The nucleus or central point of origin of a nerve. *n. a'vis*, *n. hiru'n'dinis* [L. bird's nest, swallow's nest], a depression on each side of the inferior surface of the cerebellum, between the uvula and the biventral lobe, in which the tonsil rests.

ieder-Selters, Germany (*ne'der zel'ters*). Saline-alkaline-carbonated waters. Used by drinking in obesity, dyspepsia, rheumatism, gout, and affections of the bronchi, liver, kidneys, and bladder.

Niemeyer's pill (*ne'mi-er*) [Felix von *Niemeyer*, German physician, 1820-1871.] 1. A diuretic pill composed of one grain (0.06) each of squill, digitalis, and calomel. 2. A pill of opium gr. $\frac{1}{2}$ (0.015), digitalis gr. $\frac{1}{2}$ (0.03), and quinine gr. 1 (0.06), recommended for use in the pyrexia of pulmonary tuberculosis.

Niewenglowski rays (*nya-ven-glov'ske*) [Gaston Henri *Niewenglowski*, scientist in Paris, contemporary.] Ethereal waves emitted from a phosphorescent body after exposure to sunlight; the rays are capable of affecting a photographic plate and are penetrative, like x-rays.

night-blindness. Nyctalopia, nyctophthalmia; frequently, but incorrectly, hemeralopia.

nightmare (*nit'mair*) [A.S. *nyht*, night, + *mara*, a demon.] A terrifying dream in which one is unable to cry for help or to escape from a seemingly impending evil.

night-palsy (*nit'pawl-zi*). Acroparesthesia or numbness of the extremities, occurring at night or on waking in the morning, affecting especially women at the menopause.

night-soil. The contents of privies and cesspools, so called because usually removed at night.

night-sweats. Profuse sweating at night, occurring in the course of pulmonary tuberculosis and other chronic debilitating affections.

night-terrors. Pavor nocturnus; a disorder allied to nightmare, occurring in children. The child awakes screaming with fright, the alarm persisting for a time during a state of semiconsciousness or confusion.

night-walking. Somnambulism.

nigrities (*ni-grish'i-ēz*) [L. *niger*, black.] Black pigmentation. *n. lin'guae*, glossophytia, black tongue.*

ni'grosine. A black coal-tar dye.

nihilism (*ni'hil-izm*) [L. *nihil*, nothing.] A disbelief in the therapeutic value of drugs, at least in their power to modify the course of the so-called self-limited diseases; called also therapeutic nihilism.

Nikiforoff's meth'od (*ne-ke-for'of*) [Mikhail Nikiforovich *Nikiforoff*, Russian physician, *1858.] The fixing of blood films by immersion for from 5 to 15 minutes in absolute alcohol, a mixture of equal parts of alcohol and ether, or pure ether.

Nikolsky's sign [Pyotr Vasilyevich *Nikolsky*, Russian dermatologist, *1855.] A peculiar vulnerability of the skin in consequence of which the superficial layer slides off under slight trauma.

ninhydrin (*nin-hi'drin*). Triketohydrinden-hydrate, $C_6H_4CO.CO.C(OH)_2$, occurring in the form of colorless water-soluble crystals; employed as a reagent for determining the presence of albumin, peptone, polypeptides, and amino acids, and also of specific proteolytic ferments in the blood, as in the Abderhalden tests.

ninth nerve. The glossopharyngeal nerve; according to the early nomenclature (which recognized only nine, instead of twelve, cranial nerves), the hypoglossal nerve, now the twelfth nerve.

niphalepsia (*nif-ā-blep'si-ah*) [G. *nipha*, snow, +

ablepsia, blindness.] Snow-blindness, amblyopia caused by the glare of sunlight on the snow.

niphophthalmia (*nif-o-ti-flo'sis*) [G. *nipha*, snow, + *typhlōsis*, blindness.] Severe snow-blindness, an aggravated form of niphalepsia.

nip'per. An incisor tooth in the horse.

nip'ple [*dim.* of A.S. *neb*, beak, nose(?).] Papilla* mammae [BNA], mamilla, teat.

nipp'le-shield. A glass dome with a rubber teat at the apex, placed over the nipple to protect it during nursing.

nirvanin (*ner'vah-nin*) [Sanskrit, *nirvana*, blowing out; the condition of freedom from care and passions.] Diethylglycocolpar-amido-oxybenzoylmethyl ester hydrochloride, occurs in colorless, soluble, prismatic crystals; a local anesthetic said to be equally efficacious, but much less toxic than cocaine; used in 0.2-0.5 per cent. solution.

Nis'bet's chan'cre [William *Nisbet*, English physician, 1759-1822.] Bubonulus (2).

Nissl bod'ies (*nisl*) [Franz *Nissl*, Heidelberg neurologist, *1860.] Tigroid or chromophile granules constituting the stainable substance or kinetoplasm of the nerve-cell. *N. degenera'tion*, reaction at a distance, degeneration of the cell body occurring after division of a nerve-fiber. *N.'s meth'od*, for staining nerve-cells; the tissue is hardened in 96 per cent. alcohol, stained in a mixture of methylene blue, Venetian soap, and distilled water, and then transferred to a differentiating fluid composed of colorless aniline oil, 10, and 96 per cent. alcohol, 90; the sections are now covered with benzin colophonium and the benzin is driven off by heating the slide.

ni'sus [L. effort.] An effort, a struggle. *n. forma'tivus*, the constant tendency of the impregnated ovum to assume the form characteristic of the species from which it is derived.

nit [A.S. *knitu*.] The egg of a louse, usually attached to a hair.

ni'ter, ni'tre [G. *nitron*, soda, formerly not distinguished from potash.] Saltpeter, potassii nitras. *cu'bic n.*, sodii nitras. *sweet spirit of n.*, spiritus ætheris nitrosi.

Niths'dale neck [*Nithsdale*, a valley in Dumfriesshire, Scotland, where goiter was frequent.] Goiter.

ni'ton. Radium emanation regarded as an element, symbol Nt, atomic weight 222.4.

ni'trate. A salt of nitric acid.

ni'tre. Niter.

ni'tric acid. Acidum nitricum.

nitrication (*ni'tri-fi-ka'shun*). The oxidation of nitrogen to form nitric acid and nitrates, effected by certain bacteria, nitrifying bacteria, in the soil. **nitrifying bacteria** (*ni'tri-fi'ing bak-te'ri-ah*). Bacteria which convert free nitrogen and that in ammonia into nitric acid.

ni'tril. A hydrocyanic ester of a univalent alkyl; a compound of the cyanogen radical (CN) with an alcohol radical or alkyl.

ni'trite. A salt of nitrous acid.

nitro-. A prefix denoting a compound containing the radical or atom-group, NO₂, or nitryl.

nitrobac'ter. A nitrifying bacterium.

nitrobac'teria. Nitrifying bacteria.

nitroben'zene, nitroben'zol. A liquid, C₆H₅NO₂, obtained by mixing benzol and nitric acid; it is used as a substitute for oil of bitter almonds, and also in the manufacture of aniline dyes.

nitrocell'ulose. Pyroxylin, gun-cotton, used in the manufacture of collodion.

nitroerythrol (*ni-tro-ēr'l-throl*). A substance having properties similar to those of nitroglycerin.

ni'trogen, nitroge'nium, nitrogenum (ni-troj'en-um) [L. *nitrum*, niter, + G. *gennao*, I produce.] A gaseous element, symbol N, atomic weight 14.01; it forms about 77 parts by weight of the atmosphere; called also *azote*. **n. group**, four trivalent or quinquivalent metalloids, nitrogen, phosphorus, arsenic, and antimony; their hydrogen compounds are basic; their oxyacids vary from monobasic to tetrabasic. **n. monox'ide**, nitrous* oxide.

nitrogenous (ni-troj'en-us). Relating to or containing nitrogen.

nitroglu'cose. A substance formed by the action of nitric and sulphuric acids on cane-sugar; its action on the circulation is similar to that of nitroglycerin.

nitroglycerin (ni-tro-gliss'er-in). Glonoin, glyceryl trinitrate, $C_3H_5(NO_3)_3$, a yellowish oily fluid formed by the action of sulphuric and nitric acids on glycerin; employed as a vasodilator in doses of gr. $\frac{1}{100}$ to $\frac{1}{50}$ (0.0003-0.0013); the official preparation is the *spiritus glycerylis nitratis*.

ni'trohydrochlo'ric acid. Nitromuriatic acid, aqua regia, acidum* nitrohydrochloricum.

nitrolev'ulose. A preparation made by the action of nitric and sulphuric acids on fruit sugar; like nitroglucose, a vasodilator.

nitromann'itol. A preparation made, in the same way as nitroglucose, from mannite; a vasodilator.

nitrom'eter [G. *metron*, measure.] A device for collecting and measuring the nitrogen set free in a chemical reaction.

nitronaph'thalene. A substance, $C_{10}H_7NO_2$, derived from naphthalene by the action of nitric acid.

nitrosaccharose (ni'tro-sak'ar-oz). Nitroglucose.

nitroso-. A prefix denoting a compound containing the univalent atom group, (NO), or nitrosyl.

nitro'subacte'ria. Nitrobacteria.

nitrosubstitu'tion. The displacement of a radical or atom in a chemical compound by the radical nitryl.

nitro'u'gars. A class of vasodilators including nitroglucose, nitrolevulose, etc.

ni'trosyl. A univalent radical or atom-group, NO, forming the nitrosocompounds.

ni'trous. Noting a nitrogen compound containing the fewest possible oxygen atoms, one in which the nitrogen is present in its lowest valency. **n. ox'ide**, nitrogen monoxide, N_2O , laughing gas; a gas employed in producing general anesthesia for short operations, such as tooth-pulling or incising felons, or preliminary to ether or chloroform inhalation.

nitrox'yl, ni'tryl. The hypothetical radical, NO_2 , of the nitrocompounds.

Nitze's meth'od (nit'seh). Suture of an artery by turning back one of the cut ends over an ivory ring and then drawing the other end of the artery over the cuff so formed.

ni'zin. Zinc sulphanilate.

No. Abbreviation of L. *numero*, by number, noting the place of any unit in a series; number. **No. 6**, a preparation in the old Thompsonian formulary, similar to tinctura* capsici et myrrhae (N.F.). **No. 606**, Ehrlich*-Hata preparation. **No. 914**, neosalvarsan.

N₂O. Nitrous oxide, nitrogen monoxide, laughing gas.

N₂O₃. Nitrogen trioxide, nitrous anhydride, sometimes improperly called nitrous acid, which is HNO₃.

N₂O₅. Nitrogen pentoxide, nitric anhydride.

Nobel's explo'sive [Alfred Bernhard Nobel, Swedish

chemist 1833-1896.] Nitroglycerin. **N. fund**, a fund left by N. in his will, the income of which is divided into five parts to be given to persons anywhere in the world who have made the most important discovery (1) in chemistry; (2) in physical science, or (3) in physiology or medicine; (4) to the writer of the most important idealistic literary work; and (5) to the person who has done most to advance the cause of fraternity among men.

no'ble cells or el'ements. The cells of the organs, nerves, and muscles; the differentiated cells of the body as distinguished from the fixed or connective tissue and wandering cells having phagocytic properties.

Nobscot Mountain Spring, Massachusetts. Let saline-calcic waters, 41° F. Used by dipnet.

Nocard's bacill'us (nō-kar') [Edmond Nocard, Étienne Nocard, French veterinarian, 1871-1903.] The bacillus of psittacosis.

Nocard'ia farcin'ica [see Nocard.] *Actinomyces farcinica*.

Nocera, Italy (nō-cha'rah). Alkaline water. Used by drinking in digestive disorders and debility.

Nocht's stain. A modified Romanovsky stain. solution is made of one per cent. methylene blue and $\frac{1}{2}$ per cent. sodium carbonate and kept a few days at 60° C. Then to 2 c.c. of water 2 watch glass 2 or 3 drops of a one-per-cent. eosin solution are added, and to this drop by drop the first solution until the eosin tint just disappears.

nocissociation (no-si-as-so-si-a'shun) [L. *nocere*, to injure.] The discharge of nervous energy, in the form of shock, exhaustion, etc., following stimulation of the nociceptors by trauma or surgical operation, chronic disease, etc.

nociceptive (no-si-sep'tiv). Capable of irritation or transmission of injurious influences.

nocicep'tor [L. *nocere*, to injure, + *capere*, to take.] A peripheral nerve organ or mechanism for the appreciation and transmission of painful stimuli.

noc'i-in'fluence [L. *nocere*, to injure.] Injurious or harmful influence.

nociperception (no-si-per-sep'shun). The appreciation of injurious influences, referring to nociceptors.

noctambula'tion [L. *nox* (noct-), night, + *ambulare*, to walk.] Night-walking, sleep-walking.

noctipho'bia [L. *nox* (noct-), night, + G. *phobos*, fear.] Nyctophobia.

noctur'nal [L. *nocturnus*.] Relating to or occurring during the night.

Noc'us [L. *nocere*, to injure.] Venereal.

no'dal. Relating to any node, such as the atrioventricular node in the heart. **n. bradycardia**, **n. rhythm**, see the nouns.

node [L. *nodus*, a knot.] 1. A knob, a circumscribed swelling. 2. A circumscribed mass of differentiated tissue. 3. A transverse part of a stem, such as those occurring on the stems of grasses. 4. A knuckle, or finger-joint. **a'trioventricu'lar n.**, **auric'uloven'tricu'lar n.**, a node of differentiated tissue in the wall of the right atrium (auricle) near the mouth of the coronary artery, from which starts the atrioventricular bundle. **Bouchar'd's n.**, **Haygarth's n.**, **Heberden's n.**, etc., see the proper nouns. **lymph n.**, lymph gland, lymphoglandula [BNA], one of the nodular aggregations of lymph tissue interrupting the course of the lymphatic vessels. **singer's node**, **singer's nodules**, vocal nodules, tracheoma of the vocal bands, chorditis nodosa or tubercula; small circumscribed, bead-like enlargements on the vocal

cords, caused by overuse or maluse of the voice in singing, especially high notes. *sinoadtrial* or *sinoaduric'ular* *n.*, a small node at the mouth of the superior vena cava, believed by some to represent the remains of the sinus venosus and to be the starting point of the heart's contraction.

nodose (no'dōs) [*L. nodosus.*] 1. Having nodes or knot-like swellings. 2. Divided by transverse partitions, as the stems of grasses.

nodos'itas [*L.*] Nodosity. *n. crin'ium* [*L. gen. pl. of crinis, hair*], trichorrhæxis nodosa.

nodos'ity [*L. nodositas.*] 1. A node, a knob-like or knotty swelling. 2. The condition of being nodose.

nodous (no'dus). Nodose.

nod'ular. Nodose; relating to or characterized by the presence of nodules.

nod'ulate, **nod'ulated**. Nodular, marked by the presence of nodules.

nodula'tion. The formation or the presence of nodules.

nod'ule [*L. nodulus.*] A small node. **singers' nodules**, **vocal nodules**, singers' nodes.*

nod'uli. Plural of nodulus.*

nod'ulous. Nodular, nodose.

nod'ulus pl. nod'uli [*L. dim. of nodus, knot.*] 1.

Nodule. 2. The anterior subdivision of the inferior vermis of the cerebellum. **nod'uli aggrega'ti proces'sus vermiformis**, masses of lymphoid tissue in the submucous coat of the vermiform process. *n. carot'icus*, carotid gland. **nod'uli laque'ati**, an anomaly of the hair in which it appears to be knotted. **nod'uli lymphat'ici aggrega'ti** [BNA], Peyer's patches, aggregated or agminated glands; collections of many lymphoid nodules closely packed together, forming oblong elevations on the mucous membrane of the small intestine, their long axis corresponding to that of the bowel. **nod'uli lymphat'ici larynge'i** [BNA], laryngeal tonsil.* **nod'uli lymphat'ici liena'les** [BNA], splenic lymph-nodules, Malpighian corpuscles, small nodular masses of lymphoid tissue attached to the sides of the smaller arterial branches. **nod'uli lymphat'ici solita'rii** [BNA], Peyer's glands, solitary glands of the intestine; minute nodules of lymphoid tissue projecting from the mucous membrane of the small and large intestines, being especially numerous in the cecum and appendix. **nod'uli lymphat'ici tuba'rii** [BNA], Eustachian tonsil.* *n. lymphat'icus*, lymph node or follicle, one of the masses of lymphoid cells interposed between the lymph sinuses in the cortex of a lymphatic gland. *n. val'vule semi-luna'ris*, corpus Arantii, a nodule at the center of the free border of each semilunar valve at the beginning of the aorta and of the pulmonary artery.

no'dus [*L. a knot.*] Node. *n. curso'rius* [*L. cursor, a runner*], a center in the nucleus caudatus, stimulation of which causes leaping or running movements.

noematachograph (no-e'mă-tak'o-graf) [*G. noëma, thought, + tachys, swift, + graphō, I write.*] An instrument for recording graphically the rapidity of thought.

noematachometer (no-e'mă-tă-kom'e-ter) [*G. noëma, thought, + tachys, swift, + metron, measure.*] Noematachograph.

noemat'ic (no-e-mat'ik) [*G. noëma(noëmat-), perception, a thought.*] Relating to the mental processes.

nod' vital (nē' ve-tal') [*F. nœud, knot.*] The supposed respiratory center in the medulla near the point of exit of the vagus nerve.

Nogu'chi test [*Hideyo Noguchi, Japanese bacteriologist in New York, *1876.*] 1. A test for tabes or general paralysis, depending upon a specific albumin reaction of the spinal fluid: 0.1 c.c. of the spinal fluid to be tested is placed in a test-tube whose diameter is 1 cm. or less. To this is added 0.5 c.c. of a 10 per cent. solution of butyric acid. The tube is now heated until the fluid is bubbling, and while still hot 0.1 c.c. of a normal (4 per cent.) solution of sodium hydrate is added. In nearly all spinal fluids an opalescence or cloud occurs, but in the spinal fluid of general paralysis the cloud soon separates into a definite flocculence which is characteristic. 2. A test for syphilis, a modification of the Wassermann method: The antigen is a lipid substance extracted from the liver and heart; human corpuscles instead of sheep's corpuscles are used, and the hemolytic amboceptor is obtained by immunizing rabbits against normal human erythrocytes. The hemolytic amboceptor and antigen are preserved by soaking filter paper and drying. The antigen filter paper is placed in human serum, guinea-pig's serum is added and both are diluted with isotonic salt solution; after this has stood a definite time at incubator temperature the hemolytic amboceptor paper and a definite quantity of washed normal human erythrocytes are added. 3. Luetin test, cuti-reaction test; a drop of luetin is injected intracutaneously, and if syphilis is present a large, reddish indurated papule surrounded with a purplish areola appears within 24 to 48 hours.

no'li me tan'gere [*L. do not touch me.*] Rodent ulcer.*

no'ma [*G. nomē, a spreading (sore).*] A progressive gangrenous process occurring in children, beginning on the mucous membrane of the cheek or the gum and spreading to the cutaneous surface; cancrum oris, gangrenous stomatitis. A similar process (*n. puden'dis, n. vulvæ*) may also involve the labia majora.

no'menclature [*L. nomen, name, + calare, to call.*] A system of names in any science or art; terminology, onomatology.

nominee' [*L. nominare, to name.*] See *survivorship annuity*.*

non- [*L. non, not.*] A prefix denoting a negation, or the absence of the quality or fact expressed by the word to which it is prefixed.

non'nan [*L. nonus, ninth.*] Occurring on the ninth day, noting a malarial fever, the paroxysms of which occur every ninth day, i.e. every eighth day following the preceding paroxysm, the day of each paroxysm being included in the computation.

non com'pos men'tis [*L. non, not, + compos, participating, competent, + mens, gen. mentis, mind.*] Not of sound mind, mentally incapable of managing one's affairs.

non-conduc'tor. Anything which does not transmit an electrical current, or heat, as the case may be.

nonigravida (no-nī-grav'i-dah) [*L. nonus, ninth, + gravida, pregnant.*] Noting a woman pregnant for the ninth time.

nonipara (no-nip'ah-rah) [*L. nonus, ninth, + parere, to bear.*] Noting a woman who has borne nine children.

Nonne-Apelt reaction (non'neh-ah'pelt re-ak'shun) [*Max Nonne, F. Apelt, German physicians, contemporary.*] If equal parts of cerebrospinal fluid and a neutral saturated solution of ammonium sulphate are mixed, the appearance of marked opalescence or turbidity indicates the presence of

globulin in excess and supposedly denotes some abnormality of the nervous system. This is called a "positive phase 1;" the presence of only a faint opalescence or none at all is called a "negative phase 1." A "positive phase 2" is the appearance of turbidity in the cerebrospinal fluid, without admixture of ammonium sulphate solution, when treated with heat and acetic acid.

non-restraint. Management of the insane without the use of the strait-jacket or other restrictive measures.

no'nus [L. *ninth*.] The ninth cranial nerve of the old nomenclature, now called the twelfth or nervus hypoglossus.

non-valent. Having no valency because entering into union with no other element; noting in chemistry an element such as argon.

non-viable [L. *non*, not, + Fr. *viable*.] Incapable of independent existence, noting a prematurely born child.

noopsyche (no'o-si-ke) [G. *noos*, intelligence, + *psychē*, soul.] Intellectual processes.

Nordauism (nor'dow-izm) [Max Simon *Nordau*, German physician and sociologist, resident in Paris, *1849.] Degeneracy.

Nordhausen sulphuric acid [*Nordhausen*, a town in Saxony where it was first prepared.] Fuming sulphuric acid, sulphuric acid containing sulphurous acid gas in solution.

norm [L. *norma*, a carpenter's rule.] The usual, the typical, the healthy.

norma [L. a carpenter's square.] A line or pattern defining the contour of a part; extended to denote the outline of a surface, referring especially to the various aspects of the cranium. *n. ante'rior*, *n. facialis* or *frontalis*. *n. basila'ris*, *n. ventralis*. *n. facia'lis*, *n. frontalis*. *n. fronta'lis*, the outline of the skull viewed from in front; see cut under *skull*. *n. infe'rior*, *n. ventralis* or *basilaris*. *n. latera'lis*, *n. temporalis*. *n. occipita'lis*, the outline of the skull viewed from behind. *n. poste'rior*, *n. occipitalis*. *n. sagitta'lis*, *n. temporalis*, or the outline of a sagittal section through the skull. *n. supe'rior*, *n. verticalis*. *n. tempora'lis*, the profile of the skull; the outline of the skull viewed from either side, or of a sagittal section; see cut under *skull*. *n. ventra'lis*, the outline of the inferior aspect of the skull. *n. vertica'lis*, the outline of the superior surface of the skull, or of a vertical section.

normal [L. *normalis*, according to pattern.] 1. Typical, usual, healthy, according to the rule or standard. 2. In bacteriology, nonimmune, untreated; noting an animal, or the serum or substance contained therein of an animal which has not been experimentally immunized against any microorganism or its products. *n. animal*, in bacteriology an experiment animal which has neither suffered an attack of a particular disease nor received an injection of the specific microorganism or its toxin. *n. serum*, an antitoxic serum of a strength exactly sufficient to render inactive an equal quantity of normal toxin. *n. solu'tion*, a solution of which one liter contains just enough of the dissolved substance to replace one gram of hydrogen; see under *solution*. *n. toxin*, a toxin solution holding exactly 100 lethal doses in 1 c.c.

normalization. The making normal or according to the standard; noting especially the reducing or strengthening of a solution to make it normal.

nor'malize. To make normal or of the proper strength or standard.

nor'moblast [L. *norma*, a carpenter's square or rule, + G. *blastos*, sprout, germ.] A nucleated red blood corpuscle of medium size.

normocyte (nor'mo-sit) [L. *norma*, a carpenter's rule or square (the norm), + G. *kyaon*, cell, non-nucleated erythrocyte of normal size (over aging 7.5μ); a normal, healthy red blood corpuscle.] **normocyto'sis.** A normal state of the blood regards its corpuscular elements.

normoorthocytosis. (nor'mo-or'tho-si-to'sis, *norma*, rule, + G. *orthos*, correct, + *cytos*, + *-osis*.) A blood state in which the total number of white cells is increased, but the relative proportion of the different varieties is normal.

normoplasia (nor-mo-pla'zi-ah) [L. *norma*, rule, + G. *plasis*, formation.] A specific differentiation characteristic of a cell within normal limits.

normoake'ocyto'sis [L. *norma*, rule, + G. *akos*, + *kytos*, cell, + *-osis*.] A blood state in which white cells are normal in number, but there is a deviation * to the left.

Nor'ris's corpuscles [Richard *Norris*, English pathologist, 19th century.] Decolorized red blood corpuscles, invisible in the blood-plasma.

North Haven Pool, Connecticut. The water contains various sulphates, carbonates, and chloride, and considerable iron. Used by drinking in chronic skin troubles.

Nor'wood's tincture [Wesley C. *Norwood*, American physician, 19th century.] A tincture of *Centrum viride*, said to be prepared from the root in the proportion of 240 grains to each ounce of alcohol.

nose [A.S. *nosu*.] *Nasus*; the organ of *organon olfactus*, and one of the accessory organs of respiration, the beginning or entrance of the air-passages; the prominence in the center of the face formed of bone and cartilage. The organ of smell occupies the upper portion of the nasal cavity, the respiratory part is the lower portion.

absence, *arrhinia*. bleeding from, *nosebleed*, *epistaxis*. rhinorrhagia, staxialis narium, hemorrhagica narium, ponticulus nasi, dorsum nasi, apex nasi, calculus, rhinolith, rhinolite, cartilago, cartilago septi nasi, c. nasi lateralis, c. alaris major, c. vomeris, cartilago alaris minores, cartilago vomeris, moideus nasi, cavity, cavum nasi, nasal fossa (pl. *fossae*). disease, rhinopathy. edema of, rhinopharyngitis. examination of, rhinoscopy, conchoscopy. foreign body, also nasi, pinnae nasi. hair at the end, rhinothrix, vibrissae (pl. *vibrissae*). having a flat platyrhine, having a slender, leptorrhine, hypotrophy, macrorrhina. imperforation of, atretorrhinia. inflammation, rhinitis, coryza, rhinorrhoea, rhinocatarthrus. irrigation of, nasal douche, rhinechysis. itching, rhinocnesmus. mucosa membrane, pituitary membrane, Schneiderian membrane. necrosis of bones, rhinonecrosis. obstruction, rhinocleisis, rhinostenosis, rhinostegnosis, rhinopia, rhinophony, orifice, meatus, nares, nostril, post-nares, choanae. originating from, rhinogeny. paranasal, rhinodynia. partition, septum narium. removal of, plastic surgery, rhinoplasty. reduction of, rhinomosis. root, nasion. secretions, rhinorrhoea. speciality of diseases of, rhinology. tampon, rhinohyon, rhineurynter. the apex, lobulus nasi. tumor, rhinophyma, rhinocarcinoma, rhinoceros, nasal polypus, rhinopolypus, elephanta rhinoceros, rhinoceros. wings, also nasi, pinnae nasi.

nose/bleed. Epistaxis.

nose-fly. *Cesura ovis*, a bot-fly infesting the nostrils of the sheep.

Nose'ma [G. *nosma*, plague.] A genus of protozoa including the supposed hyperparasite of the malarial organism; see *black* spore*.

noencephalus [G. *nosus*, disease, + *enkephalos*, brain.] A monster with absence of skull in the frontal and temporal regions and a rudimentary brain.

nose/piece. A microscope attachment consisting of a

of several objectives surrounding a central pivot by means of which any one may be brought into position instantly. (See cut under *microscope*.)

osochthonography (nos-ok-tho-nōgrā-fl) [G. *nosos*, disease, + *chthōn*, the earth, + *graphē*, a description.] Nosogeography.

osocomial. Relating to a hospital.

osocomion, **osocomium** (nos-o-kō'mi-on, or um) [G. *nosos*, disease, + *komeō*, I take care of.] A hospital.

os'ode [G. *nosos*, disease, + *eidōs*, appearance.] A virus administered in minute dose in the treatment of the disease which, in larger amount, it causes; an isopathic term, signifying practically a bacterine or bacterial vaccine. In homeopathy the potentized virus of an infectious disease.

osogeng'esis, **osogeny** (nos-oj'en-l) [G. *nosos*, disease, + *genesis*, origin, production.] Pathogenesis.

osogenic (nos-o-jen'ik) [G. *nosos*, disease, + *gennaō*, I produce.] Pathogenic; causing disease.

osogeography (nos'o-je-og'rā-fl) [G. *nosos*, disease, + *geōgraphia*, geography.] Medical geography, nosochthonography.

nosographer. A writer on diseases.

nosographic. Relating to nosography, or the description of diseases.

nosography [G. *nosos*, disease, + *graphē*, description.] A treatise on pathology or the practice of medicine.

nosological (nos-o-loj'i-kal). Relating to nosology or the classification of diseases.

nosology [G. *nosos*, disease, + *-logia*.] The classification of diseases.

nosoma'nia [G. *nosos*, disease, + *mania*, frenzy.] Hypochondriasis carried to the point of insanity.

nosomyco'sis [G. *nosos*, disease, + *mykēs*, fungus.] A microparasitic disease.

noson'omy [G. *nosos*, disease, + *nomos*, law.] The classification of diseases, nosology.

nosopara'site [G. *nosos*, disease.] A microparasite found in association with a certain disease and modifying its course, but not the actual cause of the morbid process.

nos'ophen. Iodophen, tetraiodophenolphthalein, a yellowish, odorless, tasteless powder; employed locally as a remedy in nasal catarrh and eczema, and internally in intestinal catarrh in doses of gr. 5-8 (0.3-0.5).

nosopho'bia [G. *nosos*, disease, + *phobos*, fear.] Pathophobia; an inordinate dread and fear of disease.

nosophyte (nos'o-fite) [G. *nosos*, disease, + *phyton*, plant.] A pathogenic vegetable microorganism.

nosopoietic (nos'o-poy-et'ik) [G. *nosos*, disease, + *poiō*, I make.] Pathogenic.

nos'otaxy [G. *nosos*, disease, + *taxis*, arrangement.] The classification of diseases, nosology.

nosotox'ic. Relating to a nosotoxin or to nosotoxicosis.

nosotoxico'sis [G. *nosos*, disease, + *toxicon*, poison.] A morbid state caused by the products of another disease, as is assumed of the acidosis complicating diabetes.

nosotox'in. Any toxin associated with an infectious disease.

nosotrophy (nos-ot'ro-fl) [G. *nosos*, disease, + *trophē*, nourishment.] Nursing of the sick.

notal'gia [G. *nostos*, a return, + *algos*, pain.] Homesickness, a longing to return to one's home or former place of residence.

notal'gic. Relating to nostalgia, homesick.

notal'gy. Nostalgia.

nostol'ogy [G. *nostos*, a return, + *-logia*.] Gerontology, the branch of medical science which has to do with the processes, physiological and pathological, of extreme old age, or senility.

nostoma'nia [G. *nostos*, a return, + *mania*, frenzy.] Homesickness carried to the point of insanity.

nos'tril. Naris, one of the two external openings of the nasal fossæ. **flare of the nostrils**, *alæ nasi*.

nos'trum [L. neuter of *noster*, our, "our own remedy."] A quack medicine; a therapeutic agent, secret or patented, which is offered to the general public as a specific remedy for any disease or class of diseases.

no'tal [G. *nōtos*, the back.] Relating to the back, dorsal.

notal'gia [G. *nōtos*, the back, + *algos*, pain.] Pain in the back; rhachialgia.

no'tancepha'lia [G. *nōtos*, back, + *an-* priv. + *kephalē*, head.] A monstrosity marked by a deficiency in the occipital region of the skull.

no'tanencepha'lia [G. *nōtos*, back, + *an-* priv. + *enkephalos*, brain.] A monstrosity marked by absence of the cerebellum.

notch. An indentation at the edge of any structure, emargination, incisura.* **acetab'ular n.**, cotyloid n., incisura acetabuli [BNA]. **aor'tic n.**, the slight notch in the sphygmographic tracing caused by the rebound at the closure of the aortic valves. **auric'ular n.**, (1) incisura anterior auris [BNA]; (2) incisura terminalis auris [BNA]. **cardiac n.**, incisura cardiaca. **cerebell'ar n.**, incisura cerebelli, anterior and posterior. **clavic'ular n.**, a depression at each upper angle of the manubrium sterni for articulation with the clavicle, incisura clavicularis [BNA]. **conchal n.**, auricular n. **coty'loid n.**, incisura acetabuli [BNA], a deep notch at the lower part of the acetabulum. **ethmoid'al n.**, incisura ethmoidalis [BNA]. **fib'ular n.**, incisura fibularis [BNA]. **frontal n.**, incisura frontalis. **interclavic'ular n.**, the depression between the two sternoclavicular articulations; sternal n., presternal n., incisura jugularis [BNA]. **intercon'dyloid n.**, fossa intercondyloidea [BNA], the large notch between the condyles of the femur posteriorly. **intertrag'ic n.**, incisura intertragica. **intervertebral n.**, incisura vertebralis [BNA]. **ischiat'ic n.**, incisura ischiadica [BNA]. **ju'gular n.**, (1) the posterior edge of the jugular foramen; (2) incisura jugularis [BNA]. **lac'rymal n.**, incisura lacrimalis [BNA]. **mandib'ular n.**, incisura mandibulæ [BNA]. **mar'su'pial n.**, incisura cerebelli posterior [BNA]. **mas'toid n.**, incisura mastoidea [BNA]. **ma'sal n.**, incisura nasalis [BNA]. **parot'id n.**, the space between the ramus of the mandible and the mastoid process of the temporal bone. **poplit'cal n.**, incisura poplitea [BNA]. **ra'dial n.**, incisura radialis [BNA]. **preoccip'ital n.**, an indentation in the ventrolateral border of the temporal lobe of the cerebral hemisphere, near the occipital pole. **prester'nal n.**, incisura jugularis [BNA]. **pter'y-goid n.**, fissura pterygoidea [BNA]. **sacrosciat'ic n.**, the notch of the pelvic outlet on either side, formed by the ischium in front, the sacrum behind, and the ilium above; in life they are converted into foramina by the sacrosclatic ligaments. **scap'ular n.**, incisura scapulæ [BNA]. **semilu'nar n.**, (1) incisura cerebelli anterior [BNA]; (2) incisura semilunaris. **sigmoid n.**, incisura mandibulæ [BNA]. **sphenopal'atine n.**, incisura sphenopalatina [BNA]. **ster'nal n.**, interclavicular notch, incisura jugularis [BNA]. **supraorb'ital n.**, incisura supraorbitalis. **suprascap'ular n.**, incisura scapulæ [BNA]. **supraster'nal n.**, inter-

clavicular n. **terminal n.**, incisura terminalis auris [BNA]. **thyroid n.**, incisura thyroidea. **tympanic n.**, incisura of Rivini, incisura* tympanica. **ulnar n.**, incisura ulnaris [BNA]. **umbilical n.**, incisura umbilicalis [BNA]. **vertebral n.**, incisura vertebralis [BNA].

notched. Indented, emarginate.

note-blindness. Loss of the ability to comprehend musical notation.

notencephalocele (no-ten-sen'al-o-sel) [G. *nōtos*, back, + *enkephalos*, brain, + *kēlē*, hernia.] A defect in the occipital portion of the cranium with protrusion of brain substance.

notencephalus. A monster with notencephalocele, see cut under *pygopagus*.

Nothnagel's syndrome (nōt'nah-gel) [Carl Wilhelm Hermann *Nothnagel*, Vienna physician, 1841-1905.] 1. Dizziness, staggering, and rolling gait, with irregular forms of oculomotor paralysis and often nystagmus, seen in cases of tumor of the corpora quadrigemina. 2. Paralysis of the facial muscles in cases of tumor of the thalamus. **N's test**, to determine the direction of the intestine in abdominal operations one places a small crystal of sodium chloride on the peritoneal surface of the gut; this causes ascending peristalsis, or antiperistalsis.

notochord (no'to-cord) [G. *nōtos*, back, + *chordē*, cord, string.] A cartilaginous or fibrocellular rod in the young embryo, constituting the primitive spinal cord or chorda dorsalis.

notochordal (no-to-cor'dal). Relating to the notochord or primitive spinal cord. **n. canal'**, a canal, formed from a fissure in the primitive streak, which communicates with the cavity of the yolk-sac; **neurenteric canal**; the canal, in the embryo, connecting the neural and the enteric tubes. **n. vertebra**, one of the lower vertebrates, as certain fishes, in which the notochord persists unossified, in adult life.

notomelus [G. *nōtos*, back, + *melos*, limb.] A monster with one or more accessory limbs attached to the back.

notomyelitis (no-to-mi-el-i'(e)'tis) [G. *nōtos*, back, + *myelos*, marrow, + *-itis*.] Myelitis, inflammation of the spinal cord.

nooumenal (noo'men-al) [G. *nooumenos*, perceived; *noēō*, I apprehend.] Intellectually, not sensuously, intuitional; relating to the object of pure thought divorced from all concepts of time or space.

novargan. A trade name for silver proteinate; similar in composition and action to protargol.

novaspirin. Trade name of methylene-citrylsalicylic acid, methyl-citric acid ester of salicylic acid, disalicylic acid ester of methylene citric acid; a white odorless powder containing 62 per cent. of salicylic acid; employed as an antipyretic and antirheumatic as a substitute for aspirin and the salicylates, in doses of gr. 10-15 (0.6-1.0).

novatophan (nōv-at'o-fan). Trade name of the ethyl ester of the p-methyl-phenylcinchonic acid (atophan); it has the same action and uses as atophan from which it differs only in being tasteless.

novocaine (no'vo-kah-ēn). A synthetic local anesthetic, in 0.2 to 2 per cent. solutions; occurs in the form of a colorless crystalline powder; chemically it is para-amido-benzoyldiethyl-aminoethanol hydrochloride.

novoioidine (no-vo-i'o-din) [L. *novus*, new.] Trade name of a compound of formaldehyde and iodine, C₆H₁₁N₄I₃, recommended as a substitute for iodoform.

nox'a [L. injury.] Anything which exerts a harmful influence, such as trauma, poison, etc.

noxious [L. *noxius*; *nocere*, to injure.] Harmful.

nube'ula [L. dim. of *nubes*, cloud.] A faint dot or cloudiness.

nub'ile [L. *nubilis*; *nubere*, to marry.] Fit for marriage, said of a young woman at puberty.

nubil'ity. Marriageableness, said of the condition of a woman at puberty.

nucell'us [L. *nucella*, dim. of *nux*, nut.] In botany the nucleus of the ovule.

nucha (nu'kah) [Fr. *nuque*.] The nape of the neck, the back of the neck.

nuchal (nu'kal). Relating to the nucha, or back of the neck. **n. tubercle**, the tip of the spinous process of the seventh cervical vertebra, or vertebra prominens.

nu'cin. Juglandic acid, C₂₀H₁₁O₁₀, derived from butternut-bark, or juglans.

nu'cis. Genitive of L. *nux*, nut.

Nuck's canal' or diverticulum [Anton *Nuck*, Dutch anatomist, 1650-1692.] Processus vaginalis peritonæi. **N's hy'drocele**, hydrocele* feminae.

nuclear (nu'kle-ar). Relating to a nucleus. **n. cap**, one of the tigroid masses of a nerve root which, shaped like a hollow cone, caps each pole of the nucleus. **n. solution**, chromatolytic hypochromatosis, caryolysis.

nuclease (nu'kle-az). An enzyme which decomposes nucleic acid.

nu'cleated. Provided with a nucleus, a characteristic of all true cells.

nuclei (nu'kle-i). Plural of *nucleus*.

nucleic acid (nu-kle'ik as'id). A body of definite chemical constitution (C₂₀H₁₂N₄P₂O₁₁), the combination of which with proteins forms *nucleoproteins*.

nu'cleide (nu'kle-id). A compound of nuclein with a metallic oxide.

nucleiform (nu'kle-i-form) [L. *nucleus* + *forma*, form.] Shaped like or having the appearance of a nucleus.

nuclein (nu'kle-in). Cell-nuclein, true nuclein; a conjugated protein yielding, on hydrolysis, protein, xanthin bases, and orthophosphoric acid. **n. base**, xanthin base, any base resulting from the cleavage of nuclein.

nucleinic acid (nu-kle-in'ik as'id). Nucleic* acid.

nu'cleoalbu'min. A conjugated protein, phosphoprotein.*

nucleoalbuminuria (nu'kle-o-al-bu-min-u'ri-ah) [L. *ouron*, urine.] The presence of nuclealbumin in the urine.

nucleoalbumose (nu-kle-o-al'bu-mōs). A derivative of nuclealbumin occasionally found in the urine.

nucleochylema (nu-kle-o-kī-le'mah) [L. *nucleus* + G. *chylos*, juice.] The chylema of the cell-nucleus as distinguished from that of the extranuclear cytoplasm.

nucleochyme (nu'kle-ō-kīm) [L. *nucleus* + G. *chymos*, juice.] Nucleochylema, caryenchyma.

nucleo'ugal [L. *nucleus* + *jugaris*, to flin.] 1. Moving within the cell-body in a direction away from the nucleus. 2. Moving in a direction away from a nerve nucleus, said of nerve transmission.

nucleohis'ton. A highly phosphorylated compound of nuclein and histon present in the lymph glands, thymus, and elsewhere.

nu'cleo'y'atoplasma [L. *nucleus* + G. *hylein*, glue + *plasma*, a thing formed.] Linn.* paratermatin.

nucleoid (nu'kle-oyd) [L. *nucleus* + G. *eidos*, resemblance.] 1. Nucleiform. 2. Inclusion body, the

granular substance of the erythrocyte supposed to be the remains of the nucleus of the erythroblast. **Lavdov'sky's n.**, attraction sphere.

nucleol. Trade name of a preparation of nuclein obtained from yeast.

nucleolar. Relating to a nucleolus.

nucleoliform [*L. nucleolus* + *forma*, form.] Resembling a nucleolus.

nucleolin. Plastin, the substance of which the nucleolus is composed.

nucleolus [dim. of *L. nucleolus*.] Nucleololus.

nucleoloid [*L. nucleolus* + *G. eidos*, resemblance.] Nucleoliform.

nucleololus [dim. of nucleolus.] Nucleolinus, nucleolonucleus, the nucleus of a nucleolus, a minute point in the germinal spot of an ovum.

nucleolonucleus. Nucleololus.

nucleolus, pl. **nucleoli** [*L. dim. of nucleus*]. Plasmosome; a small mass of stainable (oxyphilic) material within the substance of the nucleus of a cell; it is usually single, but there may be from two to five nucleoli.

nucleomicrosome (nu'kle-o-mi'kro-sōm) [*L. nucleus* + *G. mikros*, small, + *sōma*, body.] One of the fine granules of the nucleoplasm.

nucleon. Phosphocarnic acid.

nucleopetal [*L. nucleus* + *petere*, to seek.] 1. Moving in the cell-body in a direction toward the nucleus. 2. Moving in a direction toward a nerve-nucleus, said of a nervous impulse.

nucleoplasm. The protoplasm, or colloid portion, of the nucleus of a cell; nuclear fluid or sap.

nucleoprotein (nu'kle-o-pro'te-in). One of a group of conjugated proteins consisting of a compound of simple protein with nucleic acid; they are an important constituent of the cell-nucleus.

nucleoreticulum. The reticulum or framework supporting the nucleoplasm.

nucleospindle (nu'kle-o-spin'dl). The fusiform body in caryocinesis.

nucleotherapy [*L. nucleus* + *G. therapia*, treatment.] The employment of nuclein in the treatment of various diseases.

nucleotoxin. A toxin acting upon the cell nuclei.

nucleus, pl. **nuclei** (nu'kle-us) [*L. dim. of nux*, nut.]

1. A differentiated mass of protoplasm, the executive center of the functional activity of the cell. It consists, like the cytoplasm, of a network of unstainable fibers (linin or achromatin) enclosing a fluid substance (caryolymph or nuclear hyaloplasm); along the course of the linin filaments are small masses or granules of a deeply stainable basophilic substance (chromatin). The nucleus also contains one or more minute oxyphilic bodies (nucleoli). 2. A mass of gray matter, composed of ganglion cells, in any part of the brain or spinal cord. 3. Any substance, foreign body, mucus, crystal, etc., around which a urinary or other calculus is formed.

auditory n., *n. acustici* [BNA].

Bechterew's n., the upper portion of Deiter's n.

Deiter's n., lateral vestibular n., the main terminal n. of the vestibular nerve.

gonadic n., secondary n., the gonad, or germ n., or caryogonad of *Sarcodina*.

germ n., caryogonad.

gonad n., caryogonad.

n. abducent's n., *n. of the abducent* (6th cranial) nerve, a mass of gray matter to the outer side of the posterior longitudinal bundle (fasciculus longitudinalis medialis) of the lower part of the pons, beneath the floor of the 4th ventricle.

n. acusticus [BNA], *n. of the acoustic nerve*, auditory

n., a diffuse mass of gray matter lying in the floor of the 4th ventricle below the area acustica.

n. alae cinereae, *n. of the ala cinerea*, the sensory n. of the glossopharyngeal and vagus nerves in the floor of the rhomboidal fossa external to the hypoglossal n.

n. ambiguus, ambiguous n., the n. of origin of the motor fibers of the vagus and glossopharyngeal nerves, composed of large multipolar cells arranged in a slender column, in the floor of the rhomboidal fossa posterior to the olive.

n. amygdalis, amygdaloid, or almond, nucleus, a rounded mass of gray matter in the anterior portion of the temporal lobe of the cerebrum, near the uncus, anterior to the inferior horn of the lateral ventricle; it is continuous with the cortex of the temporal lobe.

n. anterior thalami, anterior n. of the thalamus, a small collection of gray matter forming the anterior tubercle; it is partly enclosed by the internal medullary lamina which also divides it into two parts.

n. arcuatus, a small collection of gray cells in the medulla, in front and to the inner side of the pyramid.

n. caudatus [*L. tailed*], caudate nucleus, an elongated curved mass of gray matter, consisting of an anterior thick portion, the caput or head, which projects into the anterior horn of the lateral ventricle, and an elongated curved thin portion, the cauda or tail, which curves downward and backward in the temporal lobes to the wall of the descending horn.

n. cerebelli oculus, *tectus*, a collection of nerve-cells in the lateral wall of the fourth ventricle.

n. cochlearis, *n. of the cochlear nerve*, the ventral portion of the n. acustici.

n. colliculi inferioris, a circumscribed collection of gray matter forming the central portion of the colliculus inferior (testis) of the corpora quadrigemina.

n. corporis geniculati lateralis, *n. of the lateral* (external) geniculate body, a collection of gray matter in the lateral geniculate body.

n. corporis geniculati medialis, *n. of the medial* (internal) geniculate body, a collection of gray matter in the medial geniculate body.

n. cuneatus, *cuneate n.*, the upper portion of the cuneate fasciculus in the medulla oblongata.

n. dentatus [BNA], *dentate n.*, corpus dentatum, a body formed of a many-folded layer of gray matter enclosing a central core of white substance, situated in the center of each cerebellar hemisphere.

n. dorsalis [BNA], *dorsal nucleus*, Clarke's column, posterior vesicular column; a group of column cells, extending longitudinally from the 7th or 8th cervical nerve to the level of the 2d lumbar nerve, in the cervix of the posterior gray column or horn of the spinal cord.

n. emboliformis [BNA], *emboliform n.*, embolus, a small elongated mass of gray matter in the central white substance of the cerebellum just internal to the hilum of the dentate nucleus.

n. facialis, *n. of the facial nerve*, a collection of gray matter lying ventrally and laterally in relation to the abducent nucleus in the dorsal surface of the pons.

n. fastigii, *n. of the fastigium*, roof nucleus, a small mass of gray matter in the white substance of the vermis of the cerebellum near the middle line.

n. funiculi cuneati [BNA], *nucleus of the wedge-shaped funiculus* or Burdach's column, a group of cells in the cuneate tubercle at the level of the upper end of the decussation of the pyramids.

n. funiculi gracilis [BNA], *n. of the slender funiculus* or Goll's column, a group of cells in the clava at the level of the upper end of the decussation of the pyramids.

n. globosus, *spherical n.*, a group of two or three small masses of gray substance in the white central core of the cerebellum, to the inner side of and a little below the n. emboliformis.

n. habenulae [BNA], *n. of the habenula*, ganglion habenulae, a collection of cells in the trigonum habenulae, the axons of which form the fasciculus retroflexus.

n. hypothalamicus [BNA], *hypothalamic n.*, subthalamic n., *Luys' body*, an almond-shaped collection of gray matter lying below the thalamus and above the tegmentum of the cerebral peduncles.

n. lateralis, a group of cells in the medulla, on either side, in the region between the olive and the substantia gelatinosa Rolandi.

n. lateralis thalami, *lateral n. of the thalamus*, a

collection of gray matter between the internal and external medullary laminae in the thalamus.

n. lemniscatus lateralis, *n.* of the lateral lemniscus or fillet, a collection of gray matter in the angle between the medial and lateral fillets.

n. lentiformis (BNA), *lentiform n.*, *lenticular n.*, a mass of gray matter on the outer side of the caudate nucleus, forming with it the corpus striatum.

n. lentis, nucleus of the lens, the core or inner dense portion of the crystalline lens.

n. medialis thalami, *medial n.* of the thalamus, a collection of gray matter in the thalamus between the internal medullary lamina and the massa intermedia of the third ventricle.

n. motorius trigemini, *motor n.* of the 5th nerve, a collection of gray matter in the dorsal portion of the pons to the inner side of the restiform body.

n. nervi hypoglossalis, *n.* of the hypoglossal nerve, the *n.* of origin of the 12th cranial nerve, composed of several groups of large multipolar cells extending from about the level of the decussation of the pyramids to the striae acusticae in the medulla.

n. oculomotorii (BNA), *n.* of the oculomotor nerve, *n.* of the 3d nerve, a group of cells in the ventral part of the stratum griseum centrale beneath the superior quadrigeminal body.

n. olivaris accessorius, *accessory olivary nucleus*, one of two bands of gray matter lying mesially (*n.o.a. medialis*) or dorsally (*n.o.a. lateralis*) to the inferior olivary nucleus.

n. olivaris inferior, *inferior olivary n.*, a wavy lamina of gray matter lying just below the surface of the olive in the medulla oblongata; it is puckered like a purse, the open end of which, directed mesially, is called the hilum or hilus.

n. olivaris superior, *superior olivary n.*, a collection of gray matter to the inner side of the facial nucleus in the dorsal, or tegmental, portion of the pons.

n. pontis, *n.* of the pons, the gray matter in the ventral portion of the pons Varolii filling the spaces between the transverse and longitudinal bundles of white fibers.

n. pulposus, *pulpy nucleus*; the gelatinous center of an intervertebral disc.

n. ruber, *red n.*, *tectorial n.*, *tegmental n.*; an elongated mass of gray matter, of a reddish hue in the fresh brain, lying in the upper portion of the tegmentum near the median plane.

n. tegmenti, *n. ruber*.

n. tractus solitarius, *n.* of the solitary tract or respiratory bundle, the *n.* of termination of the vagus and glossopharyngeal nerves, extending from somewhat above the decussation of the pyramids to about the level of the striae acusticae.

n. tractus spinalis nervi trigemini, *n.* of the spinal tract, or ascending root, of the trigeminal nerve, ganglion cells in the medulla and upper part of the cervical spinal cord, the substantia gelatinosa Rolandi, to which the fibers of the spinal tract of the trigeminal nerve are distributed.

n. trochlearis, *n.* of the trochlear nerve, an oval mass of gray matter in the ventral portion of the central gray stratum enclosing the cerebral aqueduct.

n. vestibularis, *n.* of the vestibular nerve, the dorsal portion of the *n.* acustici.

reduction n., a *n.* which degenerates in the cell during the changes incident to fertilization.

roof n., *n. fastigii*.

secondary n., one formed by the collection of masses of idiochromidia.

Nuël's cords (nú-el') [J. P. Nuël, Belgian oculist contemporary.] Hensen's* stripes. **N's space**, an interval in the organ of Corti between the outer rods of Corti on one side and the cells of Deiters and hair cells on the other.

Nuevo Leon, Mexico (noo-á'vo la-on'). See *Agua Azufrosa del Topo Chico*.

Nuhn's gland [Anton Nuhn, Heidelberg anatomist, 1814-1884.] Blandin's gland, *glandula lingualis anterior*.

nullipara [L. *nullus*, none, + *parere*, to bear.] A woman who has never borne any children.

nulliparity (nul-i-par'i-ti). The condition of *averted* borne no children.

nulliparous. Never having borne children.

number. The place of any unit in a series, see *numbness* (num'nes). Anesthesia. waking a, a temporary numbness and paresis of the extremities experienced on waking or after lying down for a long period.

nummiform [L. *nummus*, a coin, + *forma*, form.] Shaped like a coin, nummular.

nummular. 1. Discoid or coin-shaped, noting the thick mucous sputum in certain respiratory diseases. 2. Arranged like stacks of coins, noting the agglutination of the red blood corpuscles with flat surfaces apposed, forming rouleaux.

nummulation. The formation of nummulations.

Nun's murmur. Bruit* de diable.

nunna'tion [Ar. *nām*, the letter n.] A form of diphthong in which the *n*-sound is given to other consonants.

nurse [Fr. *nourrice*; L. *nutrix*; *nutrire*, to suckle, tend.] 1. To suckle, to give suck to an infant.

2. To perform all the necessary offices in the care of the sick. 3. A woman who has the care of a sick infant or young child. 4. One who has the care of a sick person, performing all the necessary offices in relation to the toilet, giving of food and medicine, etc., under the direction of the physician.

monthly n., one who has the care of a woman during the puerperium. **sick-nurse**, *nurse* trained *n.*, one who is a graduate of a training school. **wet-nurse**, a woman who gives suck to a child not her own.

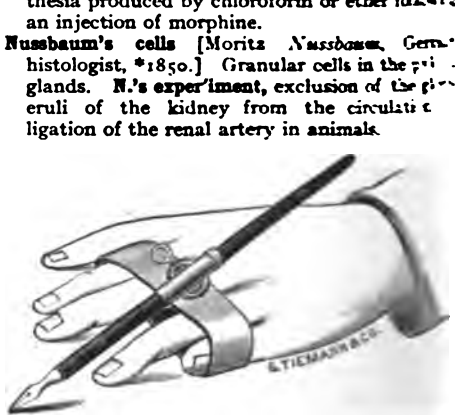
nurses' contracture, *nurses' tetany*. Tetany sometimes observed in nursing women.

Nussbaum's bracelet (noos'bowm) [Johann Nepomuk von Nussbaum, German surgeon, 1839-1904.]

An appliance designed for the use of one who suffers from writer's cramp. **N's narco'sis**, *general anesthesia* produced by chloroform or other fumes, or an injection of morphine.

Nussbaum's cells [Moritz Nussbaum, German histologist, *1850.] Granular cells in the parathyroid glands.

N's experiment, exclusion of the peritubular villi of the kidney from the circulation, ligation of the renal artery in animals.



NUSSBAUM'S BRACELET

nutarian (nut-a'ri-an). One who relies upon *vegetables* as the main article of his diet.

nutrition (nu-ta'shun) [L. *nutrire*, to nourish.] **Nut gall**. Galla.

nutmeg. Myristica.

nutmegged, *nutmeggy*. Resembling a nutmeg in section, noting especially a cirrhotic liver.

nutmeg-liver. A cirrhotic liver.

nutrescin (nu-tres'in). A hypothetical constituent of the hypothetical bioplasmin, supposed to be a primary nutriment to the cell.

nutrient (nu'tri-ent) [L. *nutrire*, to nourish.] **Nutritive**, carrying nourishment. *n. artery*, an artery

which enters a bone by the *n. foramen*, carrying blood to its interior.

nutrition. Nourishment.

nutrition (nu-trish'un) [L. *nutrire*, to nourish.] A function of living plants and animals, consisting in the taking in and assimilation through chemical changes (metabolism) of material whereby tissue is built up and energy liberated; its successive stages are known as *digestion*, *absorption*, *assimilation*, and *excretion*; in highly organized animals digestion is preceded by *mastication* and *deglutition*, and excretion is effected by *expiration*, *perspiration*, *urination*, and *defecation*.

constructive, anabolism. deficient, oligotrophy, atrophy, cachectrophy, hypotrophy, athrepsia, marasmus, inanition, emaciation, marcor, trophesy, malnutrition, inanition, destructive, catabolism. disorder of trophic pathy, trophocoeus, excesses, polytrophia normal, eutrophia, of bone, osteotrophy, of hair, trichotrophy, of muscle, myotrophy, of nails, onychotrophy, of nerve, neurotroph, of skin, dermatotrophy, perverted, paratroph, dystrophy, metatrophia, process of, metabolism, regulating, limitrophia, retarded, bradytrophia. science of, trophology, threpsology.

nutritional (nu-trish'un-al). Relating to nutrition.

nutritious (nu-trish'us). Affording nutriment, alibie.

nutritive. Nutrient, relating to nutrition.

nutritorium [L. neuter of *nutritorius*, nutritive.] The entire apparatus concerned in the process of nutrition of the body.

nutrolactis [L. *nutrire*, to suckle, + *lac* (lact-), milk.] Trade name of a galactagogue containing galega or goat's rue.

nutrose. Sodium caseinate, a mixture or compound of sodium hydroxide and freshly precipitated casein; occurs in the form of a white powder; employed as a concentrated food when added to bouillon, milk, or chocolate; used also as a culture medium.

nux moschata (mos-kah'tah). The homeopathic term for a tincture made from powdered nutmeg, myristica; employed in mental troubles, uncontrollable sleepiness, nervous aphonia, and flatulence, in doses of the 6th, 30th, and 300th potencies.

nux vomica [L. *nux*, nut; *vomers*, to vomit; emetic nut.] (U.S., Br.) Poison nut, Quaker button, the seed of *Strychnos nux-vomica*, a tree of tropical Asia; it contains two active alkaloids, strychnine and brucine; tonic, stomachic, and nerve stimulant in doses of gr. 1-2 (0.06-0.13). Employed in homeopathic practice for the relief of hyperesthesia, the constipation of the sedentary, dry catarrh, and alcoholism, in doses of the mother tincture up to the 30th potency.

nyctal'gia [G. *nyx* (nykt-), night, + *algos*, pain.] Night-pain, noting especially the osteocopic pains of syphilis occurring at night.

nyctalopia [G. *nyx* (nykt-), night, + *alao*s, obscure, + *ops*, eye.] 1. Night-blindness, inability to see as well as persons with normal sight at night or in a dim light. 2. Often incorrectly used to denote day-blindness, or hemeralopia.

nycterine (nik'ter-in, nik'ter-in) [G. *nykterinos*.] 1. By night. 2. Dark, obscure.

nyctophobia [G. *nyx* (nykt-), night, + *phobos*, fear.] Fear of the dark.

nyctophonia [G. *nyx* (nykt-), night, + *phōnē* voice.] A neurosis marked by loss of voice during the daylight hours.

nyctotyphlosis [G. *nyx* (nykt-), night, + *typhlōsis*, blindness.] Nyctalopia, night-blindness.

nycturia [G. *nyx* (nykt-), night, + *ouron*, urine.]

1. Nocturnal enuresis, bed-wetting. 2. A condition in which the secretion of urine is more active at night than during the day.

Nye Chalybeate Spring, Virginia. Alkaline-chalybeate-lithic-calcic waters, 56° F. One spring. Used by drinking in anemia and diseases of women.

Nye Lithia Springs, Virginia. Alkaline-lithic waters, 53° F. and 54° F.—summer temperature. Two springs. Used by drinking in diabetes and other urinary troubles, dyspepsia, and intestinal disorders.

Nylander's reagent [Claes Wilhelm Gabriel Nylander, Swedish chemist, *1835.] Bismuth subnitrate 2, Rochelle salt, 4, 8 per cent. solution of caustic soda 100; one part of this reagent is added to 10 parts of the suspected fluid and the mixture is boiled for several minutes when, if sugar is present, a black precipitate of metallic bismuth is formed.

Ny'lic stan'dard [New York Life Insurance Company.] A standard of weight in relation to height and age, adopted by the New York Life Insurance Company.

nym'pha, pl. *nym'phæ* [G. *nymphē*, an opening rosebud.] One of the labia minora, the folds of mucous membrane, beneath and to the inner side of the labia majora of the vulva.

nymphec'tomy [G. *nymphē*, nymphæ, + *ektomē*, excision.] Surgical removal of the hypertrophied nymphæ.

nymphitis (nim-fi'(fe')tis) [G. *nymphē*, labium minus, + *-itis*.] Inflammation of the nymphæ.

nymphocaruncular sul'cus. A slight groove between the hymen and the labium minus on either side.

nymphohymeneal sulcus (nim-fo-hi-me'ne-al sul'-kus). Nymphocaruncular sulcus.

nymphola'bial. Relating to the nymphæ, or labia minora, and the labia majora, noting a furrow between the two labia on each side.

nym'pholepsy [G. *nymphē*, a nymph, + *lēpsis*, a seizure.] Ecstasy, transport, especially one of an erotic nature.

nymphoma'nia [G. *nymphē*, a nymph, + *mania*, frenzy.] Extreme eroticism, or sexual desire, in women; correlated with satyriasis in men.

nymphoma'niac. A woman suffering from nymphomania.

nymphomani'acal. Suffering from nymphomania.

nymphon'cus [G. *nymphē*, labium minus, + *onkos*, tumor.] A swelling or hypertrophy of one or both labia minora.

nymp'hot'omy [G. *nymphē*, labium minus, + *tomē*, incision.] 1. An incision into the edematous nymphæ. 2. Nymphectomy.

Nyssa (nis'ah). A genus of trees, the roots of several species of which, especially *N. aquat'ica*, *N. cap'ia'ta*, and *N. grandident'a'ta*, swamp tupelo, tupelo gum, and large tupelo, respectively, are employed, like laminaria, for surgical tents to dilate sinuses or fistulæ and the cervix uteri.

nystagmic (nis-tag'mik). Relating to or suffering from nystagmus.

nystag'miform [G. *nystagmos*, a nodding, + L. *forma*, form.] Nystagmoid.

nystag'mograph [nystagmus + G. *graphō*, I record.] An apparatus for indicating graphically the movements of the eyeball in nystagmus; the receiving tambour is placed on the upper lid of the closed eye, the oscillations being recorded by means of a registering apparatus similar to that of the cardiograph.

nystag'moid [G. *nystagmos*, a nodding, + *eidos*,

resemblance.] Noting certain movements of the eyes, partly voluntary and not continuous, resembling nystagmus.

nystagmus (nis-tag'mus) [G. *nystagmos*, a nodding.]

Rhythmical oscillation of the eyeballs, either horizontal, rotary, or vertical. **au'ral n.**, a spasmodic movement of the eyes, horizontal, vertical, or rotary, first rather slowly in one direction, then by quick jerking movements in the opposite direction, dependent upon labyrinthine disturbances. **miner's n.**, n. occurring in coal miners who wield the pick while lying on the side in a

constrained position; when not constantly present it can be elicited by turning the eyes upward. **n. against the rule**, miner's n. excited when the eyes are directed downward. **pal'atal n.**, a clonic spasm of the levator palati muscle, causing an audible click. **vestib'ular n.**, n. occurring as a reflex of disease of the ear; when due to otic irritation the more rapid eye movement is toward the side of the affected ear; when due to paralysis of one vestibular nerve it is toward the sound side; see *Bárány's* sign*.

nyx'is [G.] Pricking, puncture, paracentesis.



1. Chemical symbol of oxygen. Abbreviation for *opening* (in formulæ for electrical reactions), *oculus*, eye, *octavius*, pint.

. In chemistry, abbreviation for *ortho*-.

k. Quercus.

ik Or'chard Acid Springs, New York. Sulphated-acid waters. The water (diluted) is used by drinking in certain diarrheas, passive hemorrhages, skin diseases, ulcers, and in impoverished states due to specific disease and to intemperance.

kum (o'kum) [A.S. *dcumba*.] The ravellings of tarred rope, employed formerly as a surgical dressing.

utalgia (o'a-ri-al'ji-ah) [G. *darion*, ovule.] Oothecalgia.

uric (o-ar'ik). Ovarian.

uriotomy [G. *darion*, ovule, + *tomē*, incision.] Oothecotomy.

uritis (o-ar-i'(e')tis) [G. *darion*, ovule, + *-itis*.] Oothecitis.

urium [G. *darion*, ovule.] Ovary, ootheca.

'asis [G. *Oasis*, a fertile place in the Lybian desert.] A focus or circumscribed area of disease.

at (ōt) [A.S. *āle*.] Avena.

becac'ion [L. *ob*-, near, *cacitas*, blindness.] Partial blindness.

bdiplostemonous [L. *ob*, toward, + G. *diploos*, double, + *stēmōn*, stamen.] In botany, noting a flower in which the stamens are in two whorls, the outer opposite the petals, the inner opposite the sepals.

bdormition (ob-dor-mish'un) [L. *ob*, to, + *dormire*, to sleep.] Numbness of an extremity, due to pressure on the sensory nerve, popularly called *asleep*.

O'Beirne's exper'iment (o-burn') [James O'Beirne, Irish surgeon, 1786-1862.] An experiment made to determine the pathogenesis of strangulation of a hernia; a loop of intestine is passed through a hole in a thick sheet of paper; air or water is then injected into one end of the intestine and passes readily if slowly injected but is arrested at the loop of intestine if injected with force. O'B.'s sphinc'ter, a circular band of muscular fibers in the upper part of the rectum. O'B.'s tube, a tube for rectal injections.

obelac. Relating to the obelion.

obel'iad [L. *ad*, to.] Toward the obelion.

obelion (ō-be'lī-on) [G. *obelos*, a spit.] A cranio-metric point on the sagittal suture between the parietal foramina near the lambdoid suture.

Obermayer's test [Fritz Obermayer, Viennese physician, *1861.] For indican: precipitate the solids in the urine by means of a 20 per cent. solution of acetate of lead, filter, and add to the filtrate fuming hydrochloric acid containing a small amount of ferric chloride solution; the addition now of chloroform causes the formation of indigo, indicated by the blue color, if indican is present.

Obermeier's spirill'um [Otto Hugo Franz Obermeier, German physician, 1843-1873.] *Spiriocheta obermeieri*.

Obermüller's test (o'ber-mü-ler) [Kuno Obermüller, German physician, *1861.] For cholesterin: the fatty substance is melted in a test-tube with a

few drops of propionic anhydride; if cholesterin is present there will be a play of colors in the cooling mass from blue through green, orange, and carmine to a coppery red.

Obersalzbrunn or Bad-Salzbrunn, Prussian Silesia (o'ber-zahits'brook). Alkaline-lithiated-carbonated waters. Cold. Several springs. Used by drinking and bathing in chronic catarrhal conditions of the respiratory organs, chronic disorders of the digestive and urinary organs, nephritis, gout, the uric acid diathesis, bronchial asthma and emphysema, liver disorders, diabetes, and obesity. May 1 to September 30.

O'berst's meth'od [M. Oberst, German surgeon, *1849.] 1. For producing local anesthesia of a finger or toe; constriction of the base of the digit is made by an elastic band, and then subcutaneous injections of a weak solution of cocaine are made in the regions of the four chief nerves; the same in principle as Corning's* method (a). 2. Infiltration anesthesia, local anesthesia obtained by injections of large quantities of distilled water or saline solution into the subcutaneous connective tissue; differs from the Schleich* method in that a weak cocaine solution is used in the latter.

obese (o-bēs') [L. *obesus*, fat.] Extremely fat or corpulent.

obesity (o-be'si-ti) [L. *obesitas*; *obedere*, to eat up.] An abnormal increase of fat in the subcutaneous connective tissues; corpulence, polysarcia, fatness, general adiposis, general liposis.

o'box [L. *bar*.] A small transverse medullary fold at the calamus scriptorius overhanging the opening from the fourth ventricle into the central canal of the spinal cord.

obfuscation (ob-fus-ka'shun) [L. *obfuscare*, to darken.] 1. A rendering dark or obscure. 2. Confusion.

ob'ject-blindness. Apraxia, inability to recognize the nature of what is seen.

ob'ject-glass. Objective.

objec'tive. The lens or lenses in the lower end of a microscope, by means of which the rays coming from the object examined are brought to a focus.

obligate (ob'li-gät) [L. *ob*, to, + *ligare*, to bind.] Of necessity, compulsory; distinguished from facultative. o. a'ërobe, a microorganism which can grow only in the presence of oxygen. o. ana'ërobe, a microorganism which can grow only in the absence of oxygen. o. par'asite, an organism to which a parasitic existence is necessary for development, one which cannot live as a saprophyte.

oblique (o-blik') [L. *obliquus*.] Slanting, deviating from the perpendicular or the horizontal.

obli'quus [L.] A name given, with further qualification, to several muscles; see under *musculus*.

oblongata (ob-long-gah'tah) [L. fem. of *oblongatus*, from *oblongus*, rather long.] Medulla oblongata.

oblonga'tal. Relating to the medulla oblongata.

obmutescence (ob-mu-tes'ens) [L. *obmutescere*, to become dumb.] Dumbness, loss of the voice or of the power of speech.

obes'sion [L. *obsidere*, to besiege.] A condition in which some one idea constantly fills the mind despite one's efforts to dislodge it; besetment.

obsolescence (ob-so-les'ens) [L. *obsolescere*, to grow out of use.] Falling into disuse, noting the abolition of a function.

ob'solete. Fallen out of use.

obstet'ric, obstet'rical. Relating to obstetrics or midwifery.

obstetrician (ob-stē-trish'an). One who is skilled in the medical care of a woman in childbirth; an accoucheur.

obstet'rics [L. *obstare*, to stand before, noting the position formerly taken by the midwife.] Midwifery, the branch of medicine which has to do with the care of the pregnant woman during pregnancy, parturition, and the puerperium.

obstet'rist. Obstetrician.

obstet'rix [L.] A midwife.

obstipa'tion [L. *obstipare*, to stop up.] Intestinal obstruction; intractable constipation.

obstruc'tion [see *obstruent*.] 1. Anything that is in the way, that blocks advance. 2. The blocking of advance or interruption in the course of anything.

obstruent (ob'stru-ent) [L. *ob*, before, + *struere*, to build.] 1. Obstructing, blocking advance. 2. An agent that obstructs or prevents a normal discharge, especially a discharge from the bowels.

obtund' [L. *obtundere*; *ob*, against, + *tundere*, to pound.] To dull or blunt, especially to blunt sensation or deaden pain.

obtun'dent. 1. Dulling, making less acute. 2. An agent which blunts sensibility or deadens pain.

ob'turator [L. *obturare*, to occlude or stop up.] 1. Any structure that occludes an opening. 2. Noting a large opening in the lower part of the os innominatum, the obturator foramen, the occluding membrane of the same, or any of several parts in relation to this foramen. 3. A plate closing a defect or cleft in the hard palate. **o. foramen**, foramen obturatum. **o. muscle**, see under *musculus*. **o. nerve**, see under *nervus*. **o. plexus**, see *plexus*.

ob'tuse (ob-tūs) [L. *obtusus*; *obtundere*, to blunt.] 1. Dull in intellect, of slow understanding. 2. Blunt, not acute.

obtu'sion. 1. Dulness of sensibility. 2. Dulling or deadening sensibility.

occipital (ok-kal'kā-rēn). Occipitocalcarine.

occip'ital. Relating to the occiput. **max'imum o. point**, the point on the squama of the occipital bone farthest from the glabella. **o. angle**, posterior superior angle of the parietal bone.

occipita'lis. The posterior belly of the musculus occipitofrontalis.

occip'ito-an'te'rior. Noting a fetal presentation with the occiput directed anteriorly.

occipitoatoid (ok-sip'ī-to-at'loyd). Relating to the occipital bone and the atlas, noting the articulation between the two bones.

occipitoaxial, occipitoaxoid (ok-sip'ī-to-aks'ī-al, ok-sip'ī-to-aks'oyd). Relating to the occipital bone and the axis, or epistropheus.

occip'itobregmat'ic. Relating to the occiput and the bregma, noting a measurement in craniometry.

occipitocalcarine (ok-sip'ī-to-kal'ka-rin). Noting the posterior calcarine fissure.

occipitofa'cial. Relating to the occiput and the face. **occipitofrontal** (ok-sip'ī-to-frun'tal). Relating to the occiput and the forehead; see *musculus occipitofrontalis*.

occip'itofronta'lis. See under *musculus*.

occipitoliac (ok-sip'ī-to-il'ī-ak). Noting the presentation in childbirth in which the occiput of the

child points to one or the other iliac region of the mother; occipitoposterior.

occip'itomastoid. Relating to the occipital bone and the mastoid process.

occip'itomental [L. *mentum*, chin.] Relating to the occiput and the chin.

occip'itopari'etal. Relating to the occiput and the parietal bones.

occip'itoposte'rior. Noting a fetal presentation with occiput of the child directed toward the sacrum or the other sacroiliac joint of the mother.

occip'itotemp'oral. Relating to the occiput and the temple, or the occipital and the temporal bones.

occip'itothalam'ic. Relating to the occipital bone of the brain and to the thalamus.

oc'ciput, gen. occip'itis [L.] The back of the head.

occlude' [L. *occludere*, to close up.] To close up, fit together, noting the relation of the masticatory surfaces of the upper and lower molars.

occlu'sal. That which occludes. **o. surface**, masticatory or grinding surface of a premolar or molar tooth.

occlusion (ō-klu'zhun) [L. *occludere*; *ob*, before, + *cludere*, to close.] 1. The act of closing or state of being closed. 2. In chemistry, the absorption of a gas by a metal. 3. The adjustment of fitting together of the premolar and molar teeth when the jaws are closed.

occlu'sive. Serving to close, noting a bandage or dressing which closes a wound and protects from the air.

occul't [L. *occulere*, to hide.] Hidden, concealed, noting a concealed hemorrhage, or blood changed as not to be readily recognized.

occupa'tion-neuro'sis. Professional neuroses; nervous disorder directly due to the nature of occupation, such as writer's cramp.

O'cean Springs, Mississippi. Saline-chalybeate-sulphureted-carbonated waters. Used by drunks in diseases of the skin of a scrofulous nature.

ocellus, pl. ocell'i (o-sel'us) [L. dim. of *oculus*, eye.] The simple eye or a facet of the compound eye of an insect.

Ochee Springs, Rhode Island. Light alkaline-chalybeate waters. Several springs. Used by drinking at stomach, liver, and kidney affections in summer months.

Ochlerotatus (ok-ler-o-ta'tus) [G. *ochlerotatus*, importunate.] A large genus of mosquitoes having many species.

ochlesia (ō-kle'sis) [G. *ochlēsis*; *ochlus*, a crowd.] Crowd-poisoning; a disease occasioned or aggravated by overcrowding.

ochrometer (ō-krom'e-tur) [G. *ōkros*, pale, + *metron*, measure.] An instrument for determining the capillary blood-pressure; one of two or three cent fingers is compressed by a rubber ball until blanching of the skin occurs, when the time necessary to accomplish this color change is read in millimeters of mercury.

ochronosis (ō-kron-o'sis) [G. *ōkhros*, sallow, + *ochros*, disease.] A pathological pigmentation of the cartilages and sometimes other tissues, such as muscle, epithelial cells, and connective tissue. It may affect also the sclera, mucous membranes of the lips and skin of the ears, face, and hands. The urine may be dark colored and pigmented casts may be found in it. The pigmentation is thought to be due to a substance similar to melanin, produced by the action of tyrosinase on tyrosine or phenylalanin.

Ochsner's method (ox'ner) [Albert John Ochsner, Chicago surgeon, b. 1853.] Treatment of appendicitis.

mus, when operation is not advisable, by peristaltic rest secured by abstention from the use of cathartics and of food by the mouth, by gastric lavage for the relief of nausea and meteorism, and by rectal irrigation (but not large enema). **D. ring**, a circular fold of mucous membrane nearly surrounding the opening of the pancreatic duct.

imum (o'st-mum) [G. *ōkimon*, basil.] A genus of plants of the order *Labiata*. **O. basilicum**, sweet basil, a plant the juice of which is used as a vermifuge. **O. cañum**, a species the juice and leaves of which are employed in catarrhal troubles. **O. viride**, a species of South America employed as an antiperiodic.

conce Chalybeate Spring, Georgia. Chalybeate-alkaline-saline waters. Used by drinking in various disorders.

conce White Sulphur Springs, Georgia. Sulphur waters. Used by drinking and bathing in dyspepsia, blood disorders, and rheumatism.

ad [L. *octo*, eight.] 1. Octavalent, having a combining power of eight. 2. An octavalent element or radical.

tan [L. *octo*, eight.] Noting a malarial fever, the paroxysms of which recur every eighth day, the day of each paroxysm being included in the count.

thane. Dibutyl, an oily paraffin, C_8H_{18} , obtained from petroleum.

ctarius [L. *octo*, eight.] The eighth of a gallon, a pint; abbreviation, O.

ctavalent [L. *octo*, eight, + *valere*, to have power.] Noting a chemical element or radical having a combining power or valency, of eight, an octad.

ctigravida [L. *octo*, eight, + *gravidus*, pregnant.] A woman pregnant for the eighth time.

ctipara (ok-tip'ah-rah) [L. *octo*, eight, + *parere*, to bear.] A woman who has borne eight children.

ctoroon'. A person who has one-eighth part of negro blood, the child of a white person and a quadroon.

cular [L. *oculus*, eye.] 1. Relating to the eye; visual; ophthalmic. 2. The eye-piece of a microscope, the lens or lenses at the upper end of a microscope, by means of which the image focussed by the objective is viewed.

culist [L. *oculus*, eye.] Ophthalmologist, a specialist in diseases and refractive errors of the eye.

oculofacial (ok-u-lo-fa'shal). Relating to the eyes and the face.

culomotor [L. *oculus*, eye, + *motus*, motion.] Relating to or causing movements of the eyeball.

oculomotorius. The third cranial nerve; see under *nervus*.

culonasal [L. *oculus*, eye, + *nasus*, nose.] Relating to the eyes and the nose.

oculoreaction (ok'u-lo-re-ak'shun). Ophthalmoreaction.

culozygomatic. Relating to the orbit or its margin and the zygoma.

culus, gen. and pl. *oculi* [L.] Eye, the organ of vision, consisting of the eyeball and the optic nerve.

oxydantic [G. *ōkys*, swift, + *ōdis*, labor.] Oxytotic. **O.D.** Abbreviation for *oculus dexter* [L.], right eye.

od [G. *hōdos*, way.] A force assumed to be exerted upon the nervous system by magnets.

odanemus [G. *odaxēsmos*, an irritation.] A biting sensation, a form of paresthesia.

odagogus (o-din'ah-gog) [G. *ōdis*(*ōdin*-), labor-pains, + *agōgos*, drawing forth.] Oxytotic.

odinoposia (o-din-o-pe't-ah) [G. *ōdis*(*ōdin*-), labor-pains, + *poieō*, I make.] The induction of labor-pains.

odol. Trade name of an antiseptic mouth wash containing various aromatic antiseptics.

odontag'ra [G. *odous*(*odont*-), tooth, + *agra*, seizure.] Toothache of supposed gouty origin.

odontal'gia [G. *odous*(*odont*-), tooth, + *algos*, pain.] Toothache, odontodynia.

odontal'gic. Relating to or marked by odontalgia, or toothache.

odontatroph'ia, **odontat'rophy** [G. *odous*(*odont*-), tooth, + *atrophia*, atrophy.] Imperfect formation of the teeth.

odont'erism [G. *odous*(*odont*-), tooth, + *erismos*, quarrel.] Chattering of the teeth.

odonthemodia, **odonthemodia** (o-dont-he-mo'di-ah, o-don-the-mo'di-ah) [G. *odous*(*odont*-), tooth, + *haimōdia*, having the teeth on edge.] Odont-hyperesthesia, extreme sensitiveness of the teeth.

odonthar'paga [G. *odous*(*odont*-), tooth, + *harpagē*, a seizure.] Odontagra, severe toothache.

odonti'asis [G. *odous*(*odont*-), tooth.] Dentition, teething.

odont'ic [G. *odous*(*odont*-), tooth.] Relating to the teeth, dental.

odont'inoid [G. *odous*(*odont*-), tooth, + *eidōs*, resemblance.] 1. Resembling dentine. 2. A small excrescence from a tooth, most common on the root or neck.

odontitis (o-don-ti'(te')tis) [G. *odous*(*odont*-), tooth, + *-itis*.] Inflammation of the tooth-pulp.

odonto-[G. *odous*(*odont*-), tooth.] A prefix, properly in words formed from Greek roots, noting a tooth or teeth.

odontoblast [G. *odous*(*odont*-), tooth, + *blastos*, sprout, germ.] One of a layer of columnar cells, lining the pulp-cavity of a tooth, which form dentine.

odontoblastoma (o-don-to-blas-to'mah). A dental overgrowth or tumor.

odontobothritis (o-don'to-both-ri'(re')tis) [G. *odous*(*odont*-), tooth, + *bothrion*, a little pit, + *-itis*.] Inflammation of the tooth-sockets, or alveoli.

odontoclast [G. *odous*(*odont*-), tooth, + *klaō*, I prune.] One of the cells causing absorption of the roots of the milk-teeth.

odontodyn'ia [G. *odous*(*odont*-), tooth, + *odynē*, pain.] Odontalgia, toothache.

odon'togen [G. *odous*(*odont*-) tooth, + *gennaō*, I produce.] A substance forming dentine.

odontogeny (o-don-toj'en-ī) [G. *odous*(*odont*-), tooth, + *gennaō*, I produce.] The process of development of the teeth.

odontoglyph (o-dont'o-glif) [G. *odous*(*odont*-), tooth, + *glyphō*, I engrave.] An instrument for removing tartar from the teeth.

odontog'raphy [G. *odous*(*odont*-), tooth, + *graphē*, a description.] A treatise on, or description of, the teeth.

odon'toid [G. *odous*(*odont*-), tooth, + *eidōs*, resemblance.] 1. Shaped like a tooth. 2. Relating to the odontoid process. **o. ligament**, ligamentum alare, ligamentum apicis dentis. **o. process**, the projection from the axis, or epistropheus, around which the atlas revolves.

odon'tolith [G. *odous*(*odont*-), tooth, + *lithos*, stone.] The tartar of the teeth.

odontol'ogy [G. *odous*(*odont*-), tooth, + *-logia*.] The branch of medical science dealing with the teeth; dentistry.

odontolox'ia, **odontol'oxy** [G. *odous*(*odont*-), tooth, + *loxos*, slanting.] Irregularity of the teeth.

odonto'ma, pl. *odontio'mata* [G. *odous*(*odont*-), tooth,

+ *-ōma*.] 1. A tumor composed of dental structures. 2. A tumor arising in connection with a tooth, from the tooth itself, its follicle, or any of the immediately adjacent tissues; an enamel nodule.

odontome (o-don'tōm). *Odontoma*. *cor'onary* o., an odontoma of the crown. *radic'ular* o., an odontoma of the root of a tooth.

odontonecrosis (o-don'tō-nē-kro'sis) [G. *odous* (odont-), tooth, + *nekrosis*, a killing.] The death of the whole or a large part of a tooth, as distinguished from caries, or molecular death.

odontoneural'gia. *Odontalgia*; facial neuralgia caused by a carious tooth.

odontonology [G. *odous* (odont-), tooth, + *nosos*, disease, + *-logia*.] *Dentistry*.

odontoparallaxis [G. *odous* (odont-), tooth, + *parallaxis*, alternation.] Irregularity of the teeth, *odontoloxia*.

odontopath'y [G. *odous* (odont-), tooth, + *pathos*, suffering.] Any disease of the teeth or of their sockets.

odontoperies'teum [G. *odous* (odont-), tooth, + *peri*, around, + *osteon*, bone.] *Periodontium*.

odontophobia (o-don-to-fō-bl'ah) [G. *odous* (odont-), tooth, + *phobos*, fear.] A morbid fear excited by the sight of an animal's teeth.

odontoplast [G. *odous* (odont-), tooth, + *plassō*, I form.] *Odontoblast*.

odontoplerosis [G. *odous* (odont-), tooth, + *plērōsis*, a filling up.] The operation of filling or plugging a cavity in a tooth.

odontopraxis [G. *odous* (odont-), tooth, + *praxis*, a grinding.] Grinding together of the teeth.

odontorrhagia [G. *odous* (odont-), tooth, + *-rhagia*.] Profuse bleeding from the socket after the extraction of a tooth.

odontorthosis [G. *odous* (odont-), tooth, + *orthos*, straight.] The operation of straightening an irregular line of teeth.

odontoschism (o-don'tō-sizm) [G. *odous* (odont-), tooth, + *schisma*, a cleft.] Fissure of a tooth.

odontoscope [G. *odous* (odont-), tooth, + *skopeō*, I examine.] A circular mirror set at an angle on a rod-shaped handle, for use in inspecting the posterior surfaces of the teeth.

odontosis. *Odontiasis*, *odontogeny*.

odontosteophyte [G. *odous* (odont-), tooth, + *osteon*, bone, + *phylon*, plant.] A dental tumor.

odontostere'sis [G. *odous* (odont-), tooth, + *sterēsis*, privation.] Loss of the teeth.

odontother'apy [G. *odous* (odont-), tooth, + *therapeia*, treatment.] Treatment of diseases of the teeth; hygienic care of the teeth.

odontotrip'sis [G. *odous* (odont-), tooth, + *tripsis*, rubbing.] Abrasion of the cutting surfaces of the teeth.

odontot'rippy, **odon'trippy** [G. *odous* (odont-), tooth, + *trypō*, I bore.] The operation of drilling a hole in a tooth to give exit to pus.

o'dor [L.] An emanation from any substance which stimulates the nerve-endings in the organ of smell; scent. **offensive** o., feter, stench.

odorif'erous [L. *odor* + *ferre*, to bear.] Having a scent, perfume, or odor.

odorum'etry [L. *odor* + G. *metron*, measure.] The determination of the comparative power of different substances in exciting olfactory sensations.

odorography [L. *odor* + G. *graphē*, a description.] Description of odors.

O'Dwyer's meth'od [Joseph O'Dwyer, New York physician, 1841-1898.] 1. Intubation of the larynx. 2. Treatment of simple ulcers of the vocal cords by the insertion of a tube coated with

alum and gelatin. **O'D.'s tube**, a metal tube for intubation of the larynx after O'D.'s method. **odynacnasis** (od-in-ā-koo'sis) [G. *odynē*, pain, + *aknōō*, I hear.] Hypersensitiveness of the organ of hearing, so that noises cause actual pain.

odynophagia. *Odynphagia*.

odynoph'bia [G. *odynē*, pain, + *phobos*, fear, excessive dread of pain.

odynopoeia (od-in-o-pe'i-ah) [G. *odynē*, pain, + *poieō*, I make.] The bringing on or strengthening of labor-pains; more properly *odynopainia*.

odynpha'gia [G. *odynē*, pain, + *phagō*, I eat.] Painful deglutition.

œ-. For words so beginning, not found here. **œcology** (ē-kol'o-jī). *Ecology*.

œdē'ma. *Edema*.

œdip'ism. *Edipism*.

œdipus-complex (ed'ī-poos kom'pleks; [Zar] Tyrannos, a character in a drama of Sophocles who killed his father and married his mother.) A complex of hysterical symptoms associated with a suppressed erotic passion of a young man for his own mother.

Oehl's lay'er [Eusebio Oehl, Italian anatomist, 1827-1903.] The stratum lucidum of the epidermis.

Oehler's symp'tom (ē'ler) [Johannes Oehler, German physician, *1879.] A sudden pallor and weakness in the arm with slight disability, occurring on lifting of a heavy weight, analogous to intermittent limping, a form of dyskinesia intermetatarsalis.

œnanthe [G. *oinos*, wine, + *anthē*, flower.] The root of *œnanthe crocata*, water hemlock, as the root of western Europe; the tincture of the fresh root is employed in homeopathic practice as eye drops and tetanic and other convulsions, in doses the 1st decimal to the 6th potency.

Oertel's meth'od [Max J. Oertel, Munich physician, 1835-1897.] 1. Treatment of cardiac insufficiency by reduction of the amount of fluid ingested and increase of the excretion of fluids; by frequent small meals with avoidance of taking solids and fluids together; and by graduated exercises especially measured walking and climbing exercises (terrainskur), to strengthen the cardiac and voluntary muscles. 2. The reduction of obesity, largely by abstention, as far as possible, from the ingestion of fluids and by gradual increasing exercise.

œse (ē'zeh) [Ger.] Loop, a small loop of platinum wire set in a handle; used for transferring portions of a bacterial culture in seeding a new culture.

œsophagus, **œsophageal**, etc., see *esophagus*, etc.

œs'trum. *Estrus*.

œs'trus. *Estrus*.

official (of-ish'al) [L. *officialis*.] Authentic, noting a drug or a chemical or pharmaceutical preparation recognized as standard in the Pharmacopeia; see *official*.

official (of-is'in-al) [L. *officina*, shop.] Note: A chemical or pharmaceutical preparation kept in stock, as distinguished from one prepared temporarily according to a physician's prescription, or a *magistral* preparation. An official preparation is often, though not necessarily, official.

off'set. In botany, one of the short branches at the ground, which takes root.

Ogata's meth'od (o-gah'tah) [M. Ogata, Japanese physician, contemporary.] A method of resuscitation in asphyxia, consisting in stimulation of the respiration by stroking the chest. A method by which respiration is stimulated by

haling of the body combined with artificial respiration.

'ston's line [Alexander Ogston, Scottish surgeon, *1844.] A line drawn from the tubercle of the femur to the intercondyloid notch; a guide to resection of the internal condyle for knock-knee. **O.'s operation**, (1) separation of the internal condyle of the femur, followed by forcible straightening of the limb, for the correction of knock-knee; (2) treatment of flatfoot by removal of the adjacent articular surfaces of the talus and navicular bone in order to effect ankylosis between them.

'ston-Luc operation [Alexander Ogston, Scotch surgeon, *1844; H. Luc, French surgeon, *1855.] For frontal sinus disease; skin incision from inner third of edge of orbit toward root of nose or outward; the periosteum is pushed upward and outward, and the sinus is opened on outer side of median line; then wide opening is made by curetting nasofrontal duct, interior of sinus, and anterior ethmoid cells.

'Har's forceps [Michael O'Hara, Jr., Philadelphia surgeon, *1869.] Two slender clamp forceps held together by a serrefine, used in the technique of intestinal anastomosis.

ham [after Georg Simon Ohm.] The unit of electrical resistance. The international ohm is the resistance of a column of mercury at 0° C., 106.3 cm. long, with a constant cross-sectioned area (1 square mm.), having a mass of 14.521 grams; roughly, the resistance of a copper wire 50 meters long and 1 millimeter in diameter.

Ham's instrument (ōm) [R. Ohm, German physician, contemporary.] An instrument for photographing simultaneously, on a moving sensitized film, the heart-sounds and the tracings of the jugular and radial pulses; see *phonophotography*.

Ohm's law [Georg Simon Ohm, German physicist, 1787-1854.] In an electric current passing through a wire the intensity of the current, in amperes, equals the electromotive force, in volts, divided by the resistance, in ohms. Let C = current in amperes, E = electromotive force in volts, and R = resistance in ohms; then $C = \frac{E}{R}$

$$E = C \times R; R = \frac{E}{C}$$

ohm'am'meter. A combined ohmmeter and ammeter.

ohm-meter [ohm + G. *metron*, measure.] An instrument for determining the resistance, in ohms, of a conductor.

oh-. For words so beginning, not found in the following list, see *e-*.

-oid (G. -o, the stem vowel of the preceding word, + *oidos*, form, appearance.) A suffix denoting resemblance to the thing indicated by the preceding element of the compound; joined properly to words formed from Greek roots; equivalent to *-form*.

oidiomycetes (o-id'i-o-mi-se'tes) [oidium + G. *mykēs*, fungus.] A group of fungi including *Oidium*.

oidiomyctic (o-id-i-o-mi-se'tik) Relating to *oidiomycetes*.

oidiomyco'sis (o-id'i-o-mi-ko'sis). Infection with a species of *Oidium*; blastomycosis.

oidiomyctic (o-id'i-o-mi-ko'tik). Relating to *oidiomycosis*.

Oidium (o-id'i-um) [dim. of G. *odon*, egg.] A genus of gymnoporous fungi, some species of which are

parasitic in man. *O. albicans*, the thrush fungus, *Saccharomyces albicans*. *O. lactis*, a white mould on bread and sour milk. *O. schoenleinii*, the fungus of favus, *Achorion schoenleinii*. *O. tonsurans*, the fungus of ringworm, *Trichophyton tonsurans*. *O. tropicale*, a species causing broncho-oidiosis.*

oi'koid. Ecoid.

oikology (oy-kol'o-jī). Ecology.

oikoma'nia. Ecomania.

oikosite. Ecosite.

oil [*L. oleum*; G. *elaion*, originally olive oil.] A liquid of fatty consistence and unctuous feel, insoluble in water, soluble or not in alcohol, freely soluble in ether, and inflammable. Oils are variously classified into animal, vegetable, and mineral oils according to their source (the mineral oils, are probably of remote animal or vegetable origin); into fixed or fatty (*olea pinguis*) and volatile or ethereal or essential (*olea volatilia*, *athera*, *essentia*) oils, the former being permanent, leaving a stain on an absorbent surface, the latter evaporating when exposed to the air and being capable of distillation; and into drying and non-drying (fatty) oils, the former becoming gradually thicker when exposed to the air and finally drying to a varnish, the latter not drying but liable to become rancid on exposure. The volatile oils are of vegetable origin; the fatty oils are of both animal and vegetable origin. Many of the oils, both fixed and volatile, are employed in medicine; see *oleum*. **ben'ne o.**, oleum sesami. **birch o.**, oleum betulæ. **cam'phorated o.**, linimentum camphoræ. **carbolic o.**, a solution of phenol 1, in olive oil 19; employed as an application to burns. **Carron oil**, linimentum calcis. **coal o.**, petroleum. **co'coanut o.**, oleum cocois. **cod-liver o.**, oleum morrhue. **cot'ton-seed o.**, oleum gossypii seminis. **croton o.**, oleum tigllii. **Dippel's animal o.**, see *Dippel*. **es'tragon o.**, oleum dracunculi. **flaxseed o.**, oleum lini. **fu'sel o.**, amyl alcohol; in general a mixture in varying proportions of amyl, butyl, hexyl, and propyl alcohols, present in newly distilled spirits. **gin'gill o.**, oleum sesami. **gray o.**, olive oil triturated with metallic mercury. **linseed o.**, oleum lini. **min'eral o.**, petroleum. **neat's-foot o.**, oleum bubulum. **o. of bay**, oleum myrciæ. **o. of ner'oli**, oleum aurantii florum. **o. of nut'meg**, the expressed oil (a mixture of fixed and volatile oils) oleum nucistæ; the distilled oil (volatile) oleum myristicæ. **o. of tur'pentine**, oleum terebinthinæ. **o. of vit'riol**, sulphuric acid. **o. of wine**, ethyl sulphate, (C₂H₅)₂SO₄. **o. of win'tergreen**, oleum gaultheriæ. **phino'tas o.**, trade name of a preparation for oiling stagnant waters for the killing of mosquito larvæ. **rock o.**, petroleum. **ses'ame o.**, oleum sesami. **sweet o.**, oleum olivæ. **tar o.**, oleum picis liquidæ. **tar'ragon o.**, oleum dracunculi. **teel o.**, oleum sesami. **vol'atile o.**, oleum volatile. **wood o.**, gurjun balsam, oleoresina* dipterocarpi.

oinoma'nia. Enomania.

oint'ment [O. Fr. *oignement*; L. *unguere*, to smear.] A medicated fatty mixture of about the consistency of butter, employed externally; for the official ointments, see *unguentum*. **basil'icon o.**, ceratum resinæ. **blue o.**, unguentum hydrargyri dilutum. **cit'rine o.**, unguentum hydrargyri nitratiss. **mercu'rial o.**, unguentum hydrargyri. **red precip'itate o.**, unguentum hydrargyri oxidi rubri. **simple o.**, unguentum. **wax o.**, ceratum. **white precip'itate o.**, unguentum hydrargyri ammoniati.

Ojai Hot Sulphur Springs, California. Alkaline-saline-carbonated-sulphureted waters, 60° F. to 104° F. Several springs. Used by drinking in gout and rheumatism.

Ojo Caliente, New Mexico (o'ho-kal-l'an'ta). Alkaline-chalybeate-carbonated-waters, 90° F. to 122° F. Fifteen springs. Used by drinking in gout, rheumatism, syphilis, and chronic swelling of the lymphatic glands. The entire year.

O'ken's body [Lorenz Oken, German physiologist, 1779-1851.] Wolfian* body.

-ol. A termination noting that the substance is an alcohol or a phenol.

O.L.A. Abbreviation for occipitoloavo-anterior noting a fetal presentation with the occiput directed toward the left acetabulum of the mother.

Old Sweet Springs, West Virginia. Alkaline-saline-calcic-carbonated waters, 79° F. Several springs. Used by drinking and bathing in disorders of the stomach, chronic diarrhea and dysentery, rheumatism, neuralgia, renal and urinary disorders. The summer months.

o'lea. Plural of *oleum*, oil.

O'lea. A genus of trees of the olive family, including *O. europaea*, the olive.

oleaginous (o-le-aj'in-us) [*L. oleum*, oil.] Oily, greasy.

oleander. The bark and leaves of *Nerium oleander*, a shrub of the eastern Mediterranean, diuretic and heart tonic in doses of gr. $\frac{1}{4}$ - $\frac{1}{2}$ (0.015-0.03) of an extract.

oleandrín. Pseudourarin, a glucoside from oleander, resembling digitalin, dose, gr. $\frac{1}{10}$ (0.006).

o'leas. Oleate.

oleate (o'le-át). 1. A salt of oleic acid. 2. Oleatum.

oleatum, gen. olea'ti, pl. olea'ta (o-le-ah' (a')tum). Oleate, a pharmacopeial preparation consisting of a combination or solution of an alkaloid or metallic base in oleic acid; employed as an inunction, being assumed to be more readily absorbed than an ordinary ointment. **o. aconiti'næ** (N.F.), oleate of aconitine; a 2 per cent. solution of aconitine in oleic acid; employed locally as an anodyne. **o. atropi'næ** (U.S.), oleate of atropine; atropine 2, alcohol 2, oleic acid 50, olive oil to make 100. **o. coca'i'næ** (U.S.), oleate of cocaine; cocaine 5, alcohol 5, oleic acid 50, olive oil to make 100. **o. hydrargyri** (U.S.), oleate of mercury, mercuric oleate, hydrargyri oleas (Br.); yellow mercuric oxide 25, distilled water 25, oleic acid to make 100; employed chiefly by inunction in hereditary syphilis. **o. quini'næ** (U.S.), oleate of quinine; quinine 25, oleic acid to make 100. **o. veratri'næ** (U.S.), oleate of veratrine; veratrine 2, oleic acid 50, olive oil to make 100. **o. zin'ci** (N.F.), oleate of zinc; a dry powder obtained by precipitation from a mixture of a solution of zinc acetate and soap solution, equivalent to 13 per cent. of zinc oxide; employed as an astringent dusting powder.

olecranal. Relating to the olecranon.

olecranarthritís (o-lek'ran-ar-thri' (thre')tis) [*G. olekranon* + *arthron*, joint, + *-itis*.] Inflammation of the elbow-joint, anconitis, olecranarthrocace.

olecranarthrocace (o-lek'ran-ar-throk'a-se) [*G. olekranon* + *arthron*, joint, + *kakos*, bad.] Tuberculosis of the elbow-joint.

olec'ranarthrop'athy [*G. olekranon* + *arthron*, joint, + *pathos*, suffering.] Any disease of the elbow.

olecranoid [*G. olekranon* + *eidos*, resemblance.] Resembling the olecranon process.

olecranon (o-lek'ra-non, o-lë-kra'non) [*G. olekranon*, ulna, + *kranion*, skull.] Tip of the elbow; the

prominent curved upper extremity of the ulna, the upper and posterior surface of which gives attachment to the tendon of the triceps muscle; the anterior surface entering into the articulation of the great sigmoid cavity; called the olecranon process.

olefant (o-lef'i-ant) [*L. oleum*, oil, + *fævus*, to mar.] Producing oil. **o. gas**, ethylene, C₂H₄, the main constituent of illuminating gas.

olefin. Any one of a group of hydrocarbons homologous with ethylene, having twice as many hydrogen atoms as carbon atoms.

ole'ic [*L. oleum*, oil.] Relating to oil. **o. acid**, oleic acid.

olein. Elain, triolein.

oleoc'eoate. A 33 per cent. solution of oleic acid in oleic acid; a pale brown oily liquid, employed in bronchitis and pulmonary tuberculosis in doses of $\frac{1}{10}$ - $\frac{3}{10}$ (0.6-2.0).

oleogen. An oily base for medicaments used in the treatment of skin diseases; it consists of petroleum oil, oleic acid, and ammonia.

oleoguaiacol (o'le-o-gwi'á-kol). *Guaiacol oleum*, a solution of guaiacol in oleic acid, employed in pulmonary tuberculosis in doses of $\frac{1}{10}$ - $\frac{3}{10}$ (0.6-1.0).

oleoinfu'sion. Oleum infusum.

o'leol. Oleum infusum.

oleom'eter [*L. oleum*, oil, + *G. metron*, measure.] A modified hydrometer for determining the density of an oil.

oleonucleoprotein (o'le-o-nu-kle-o-pro'te-in). The food constituents of milk regarded as a compound substance.

oleopal'mitate. A double salt of oleic and palmitic acids.

oleoresin (o'le-o-rez'in) [*L. oleum*, oil, + *resin*.] 1. A compound of an essential oil and resin, present in certain plants. 2. A pharmaceutical preparation, oleoresina.

oleoresina, gen. and pl. oleoresi'næ (o'le-o-rez'i'næ). Oleoresin, a pharmacopeial preparation consisting of a thick liquid compounded of oils and resins extracted from a powdered vegetable drug by means of acetone. **o. aspid'i'i** (U.S.), oleoresin of asium, extractum filicis liquidum (Br.); employed as a tenifuge in doses of $\frac{1}{10}$ - $\frac{3}{10}$ (0.6-1.0). **o. capsici** (U.S.), oleoresin of capsicum; employed as a gastric stimulant and carminative in doses of $\frac{1}{10}$ - $\frac{3}{10}$ (0.03-0.06), and externally as a counterirritant. **o. cube'bæ** (U.S.), oleoresin of cubeb employed in subacute and chronic bronchitis and gonorrhea in doses of $\frac{1}{10}$ - $\frac{3}{10}$ (0.3-1.0). **o. dipterocarpi**, oleoresin of dipterocarpus, wood of gurgun balsam, obtained from *Dipterocarpus alatus* and other species of *Dipterocarpaceae*; a viscid greenish or brownish liquid of aromatic bitter taste; employed in gonorrhea, leprosy and leprosy in doses of $\frac{1}{10}$ - $\frac{3}{10}$ (0.6-1.0). **o. lupuli'ni** (U.S.), oleoresin of lupulin, employed as a diuretic and tonic in doses of gr. 2-8 (0.13-0.5). **o. pip'peris** (U.S.), oleoresin of black pepper; carminative and stimulant, in doses of $\frac{1}{10}$ - $\frac{3}{10}$ (0.03-0.6). **o. zingib'eris** (U.S.), oleoresin of ginger; carminative and stimulant in doses of $\frac{1}{10}$ - $\frac{3}{10}$ (0.03-0.6).

oleosaccharum (o-le-o-sak'ar-um), pl. *oleosacchara* [*L. oleum*, oil, + *saccharum*, sugar] Oleosaccharum (P.G.); a class of preparations recognized by the N.F., made by the trituration of a volatile oil (anise, fennel, lemon, etc.) with sugar 3:1 (4:0); employed as a disagreeable or powerful or bad-tasting drug in powder form.

'leoste'arate. A double salt of oleic and stearic acids.

lum, gen. *o'lei*, pl. *o'lea* (o'le-um) [L.] Oil, a viscous liquid having an unctuous feel, usually insoluble in water, and inflammable.

a. ad'ipis (U.S.), lard oil, a fixed oil expressed from lard, employed for pharmaceutical purposes.

a. aeth'ereum, (1) (U.S.) ethereal oil, composed of equal parts of ether and heavy oil of wine; employed in the manufacture of compound spirit of ether; (2) **a. volatile**.

a. aj'owan (B.A.), ajowan oil, ptychotis oil; a volatile oil distilled from the fruit of *Carum copticum*, one of the sources of thymol; carminative and aromatic, in doses of $\mathbb{M}\frac{1}{3}$ -3 (0.03-0.2).

a. amygd'alae (Br.), **a. amygd'alae amaræ** (U.S.).

a. amygd'alae amaræ (U.S.), oil of bitter almond, a volatile oil containing between 2 and 4 per cent. of hydrocyanic acid and 85 per cent. of benzaldehyde sedative, used with caution, being very poisonous, in dose of $\mathbb{M}\frac{1}{4}$ -1 (0.015-0.03).

a. amygd'alae expres'sum (U.S.), expressed oil of almond, a fixed oil; dose, 3-8 (4.0-30.0).

a. androp'ogon nar'di, oil of citronella, a volatile oil distilled from *Andropogon nardi*; employed as an insecticide and perfume.

a. ane'thi (Br.), oil of dill, a volatile oil distilled from the fruit of *Anethum graveolens*; carminative in doses of $\mathbb{M}\frac{1}{2}$ -8 (0.13-0.5).

a. anima'le aeth'ereum, animal oil, Dippel's oil; a thin oily fluid obtained by double distillation of bones and animal refuse; seldom if ever employed in medicine at the present time.

a. ani'si (U.S., Br.), oil of anise, a volatile oil distilled from the fruit of *Pimpinella anisum*; stimulant and carminative in doses of $\mathbb{M}\frac{1}{5}$ -5 (0.06-0.3).

a. anthem'idis (Br.), oil of chamomile; stimulant and carminative in doses of $\mathbb{M}\frac{1}{2}$ -5 (0.13-0.3).

a. arachis (ar'ak-is) (B.A.), peanut oil; expressed from the seeds of *Arachis hypogaea*, the peanut; nutritive and mildly laxative.

a. auran'ti cor'ticis (U.S.), oil of orange peel, a volatile oil obtained by expression from the fresh peel of the sweet orange; employed for flavoring.

a. auran'ti flo'rum, oil of orange flowers, oil of neroli, a volatile oil distilled from the flowers of the bitter orange, *Citrus amara*; employed in the preparation of orange-flower water.

a. bergam'i, **a. bergamot'is**, oil of bergamot, a volatile oil distilled from the fresh rind of the fruit of *Citrus bergamia*; used chiefly as a perfume in toilet preparations.

a. betu'lae (U.S.), oil of betula, oil of sweet birch, a volatile oil obtained by distillation from the bark of *Betula lenta*; resembles **a. gaultheriæ** and is employed for the same purposes in doses of $\mathbb{M}\frac{1}{10}$ -30 (0.6-2.0).

a. bu'bulum [L. *bulbulus*, relating to cattle], neat's-foot oil, obtained by boiling the feet, without the hoofs, of cattle; has been given in place of cod-liver oil in doses of 3-12 (4.0-8.0).

a. cad'u'm (U.S., Br.), oil of cade, juniper, tar oil, obtained by distillation from the wood of *Juniperus oxycedrus*; a reddish or dark brown liquid of tarry odor and biting taste, employed in the treatment of various chronic skin diseases.

a. cajupu'ti (U.S., Br.), oil of cajuput or cajaput or cajuput, a volatile oil distilled from the fresh leaves of *Copaiba viridiflora*, a tree of tropical Asia and Australia; a thin colorless liquid of aromatic taste and odor; employed in diarrhea and meteorism, bronchitis, and cystitis, in doses of $\mathbb{M}\frac{1}{5}$ -20 (0.3-1.3) and locally in skin diseases.

a. carbola'tum (N.F.), carbolyzed oil; a 5 per cent. solution of phenol in cotton-seed oil; antiseptic for external use.

a. ca'ri (U.S.), **a. ca'ru'i** (Br.), oil of caraway, a volatile oil distilled from the fruit of *Carum carui*; carminative in doses of $\mathbb{M}\frac{1}{2}$ -10 (0.13-0.6).

a. caryophyl'li (U.S., Br.), oil of cloves, a volatile oil distilled from the unexpanded flowers of *Eugenia aromatica*; carminative in doses of $\mathbb{M}\frac{1}{2}$ -5 (0.13-0.3), and employed locally in toothache.

a. chenopo'dii (U.S.), oil of chenopodium or of

American wormseed, a volatile oil distilled from the fruit of *Chenopodium ambrosioides*; employed as an anthelmintic in doses of $\mathbb{M}\frac{1}{5}$ -10 (0.3-0.6).

a. cinnamo'mi (U.S., Br.), oil of cinnamon, oil of cassia, a volatile oil distilled from the bark of *Cinnamomum cassia* (U.S.), *C. zeylanicum* (Br.); employed as a carminative and corrective in doses of $\mathbb{M}\frac{1}{3}$ -3 (0.06-0.2).

a. co'cois, coconut oil, a fixed oil obtained by expansion from the fruit of *Cocos nucifera*; has been employed in place of cod-liver oil in doses of 32-4 (8.0-16.0).

a. coc'tum, **a. infusum**.

a. copa'ibæ (U.S., Br.), oil of copaiba, a volatile oil obtained by distillation from *Copaiba officinalis* and other species of *Copaiba*; employed for the same purposes as the balsam in doses of $\mathbb{M}\frac{1}{5}$ -10 (0.3-0.6).

a. corian'dri (U.S., Br.), oil of coriander, a volatile oil distilled from the fruit of *Coriandrum sativum*; carminative in doses of $\mathbb{M}\frac{1}{5}$ -5 (0.06-0.3).

a. croto'nis (Br.), **a. tig'lii** (U.S.).

a. cube'bæ (U.S., Br.), oil of cubeb, a volatile oil distilled from the fruit of *Piper cubeba*; employed for the same purposes as the powdered drug or its oleoresin in doses of $\mathbb{M}\frac{1}{10}$ -15 (0.6-1.0).

a. diptero'carpi, oil of diptercarpus, distilled from gurjun balsam, or oleoresina* diptercarpi.

a. dracun'culi, oil of estragon, oil of tarragon, a volatile oil distilled from the leaves of *Artemisia dracunculus*; employed as a flavoring.

a. erigeron'tis (U.S.), oil of erigeron, oil of fleabane, a volatile oil obtained by distillation from *Leptilon canadense*; employed as a hemostatic and in gonorrhea in doses of $\mathbb{M}\frac{1}{10}$ -30 (0.6-2.0).

a. essentia'le, pl. *o'lea essentia'lia*, essential oil, **a. volatile**.

a. eucalypt'i (U.S., Br.), oil of eucalyptus, a volatile oil distilled from the leaves of *Eucalyptus globulus*; employed in malaria, bronchitis, gonorrhea, and neuralgic conditions in doses of $\mathbb{M}\frac{1}{5}$ -15 (0.3-1.0).

a. fa'gi, oil of beech, beechwood tar.*

a. fœnicu'li (U.S.), oil of fennel, a volatile oil distilled from the fruit of *Feniculum capillaceum*, *F. vulgare*; employed as a carminative and corrective in doses of $\mathbb{M}\frac{1}{5}$ -15 (0.3-1.0).

a. gaultheriæ (U.S., B.A.), oil of gaultheria, oil of wintergreen, a volatile oil distilled from the leaves of *Gaultheria procumbens*; employed in rheumatism in doses of $\mathbb{M}\frac{1}{5}$ -10 (0.3-0.6), and also applied externally to the affected joints.

a. gossyp'ii sem'inis (U.S.), cotton-seed oil, a fatty oil expressed from the seeds of *Gossypium herbaceum*; a transparent pale yellow oil of nutty flavor and no odor, employed in pharmacy in the manufacture of liniments, and also used as an adulterant of or substitute for olive oil.

a. gram'inis citra'ti (B.A.), Indian oil of verbena, oil of lemon grass; a volatile oil distilled from the herb, *Andropogon citratus*, a grass of Ceylon and India; carminative in doses of $\mathbb{M}\frac{1}{3}$ -3 (0.06-0.2).

a. gynocar'diæ (B.A.), chaulmoogra oil, expressed from the seeds of *Taraktogenos kuris*; alterative and emetic, employed in leprosy, psoriasis, and eczema, in doses of $\mathbb{M}\frac{1}{5}$ -60 (0.3-4.0).

a. hede'o'mæ (U.S.), oil of hedeoma, oil of pennyroyal, a volatile oil distilled from the tops and leaves of *Hedeoma pulegioides*, the American pennyroyal; carminative, emmenagogue, and corrective in doses of $\mathbb{M}\frac{1}{2}$ -8 (0.13-0.5).

a. hyoscy'ami, infused oil of hyoscyamus, leaves of hyoscyamus 4, alcohol 3, olive oil 40; employed as a local application in ophthalmia.

a. hyoscy'ami compos'itum (N.F.), compound oil of hyoscyamus; a mixture of oils of absinth, lavender, rosemary, and sage, each 0.13, in infused oil (**a. infusum**) of hyoscyamus; anodyne, employed externally.

a. infu'sum, infused oil; a class of preparations, recognized by the N.F., made by digesting 50 per cent. by weight of dried herbs (usually narcotic), previously macerated in alcohol and ammonia water, in a mixture of equal volumes of lard oil and cotton-seed oil; the preparation contains the alkaloids or other active ingredients of the plants.

a. jec'o'ris asel'li, **a. morrhue**.

o. junip'eri (U.S., Br.), oil of juniper berries, a volatile oil distilled from the fruit of *Juniperus communis*; carminative, diuretic, and stimulant in doses of ℥5-15 (0.3-1.0).

o. lau'ri, expressed oil of laurel, bayberry oil, a fixed oil expressed from the berries of *Laurus nobilis*; a soft greenish oil or semisolid, employed externally in sprains, rheumatic pains, etc.

o. lavi'ndulæ flo'rum (U.S.), oil of lavender flowers, a volatile oil obtained by distillation from the tops of *Lavandula officinalis*; seldom employed in medicine except in the flavoring of pharmaceutical products.

o. limo'nis (U.S., Br.), oil of lemon, a volatile oil expressed from fresh lemon peel; employed chiefly in the flavoring of pharmaceutical preparations.

o. li'ni (U.S., Br.), linseed oil, flaxseed oil, a fatty oil expressed from the bruised seed of *Linum usitatissimum*; has been recommended in the treatment of piles, and is used in the preparation of linimentum calcis.

o. mac'i'dis, oil of mace, o. myristicæ.

o. men'tha piperi'tæ, oil of peppermint, a volatile oil distilled from the leaves of *Mentha piperita*; carminative and anodyne in doses of ℥2-5 (0.13-0.3).

o. men'tha vir'i'dis (U.S., Br.), oil of spearmint, a volatile oil distilled from *Mentha spicata*; carminative and corrective in doses of ℥2-5 (0.13-0.3).

o. mor'rhuæ (U.S., Br.), codliver oil, o. jecoris aselli, a fixed oil extracted from the liver of *Gadus morrhua*, *G. callarius*, and other species of cod and hake; a pale yellow oil of slightly fishy odor and taste; employed in tuberculosis, rickets, anemia, and other conditions of impaired nutrition, in doses of 3-8 (8.0-30.0).

o. myr'i'cæ, oil of myrcia or of bay, a volatile oil distilled from the leaves of *Pimenta acris*; employed as a perfume in various hair tonics, but not otherwise in medicine.

o. myr'i'sticæ (U.S., Br.), oil of nutmeg, o. myristicæ ætherum, a volatile oil distilled from nutmeg or mace (o. macidis), the kernel and seed-covering of the fruit of *Myristica fragrans*; carminative in doses of ℥1-3 (0.06-0.2).

o. nucis'tæ, expressed oil of nutmeg, o. myristicæ expressum, a mixture of volatile and fixed oils obtained by expression from the kernel of the fruit of *Myristica fragrans*; employed locally in rheumatic pains.

o. oli'væ (U.S., Br.), olive oil, the expressed oil of the fruit of *Olea europæa*; employed in the preparation of liniments, and sometimes given in various states of malnutrition in doses of 3-1 (15.0-30.0).

o. pal'mæ, palm oil, a fixed oil expressed from the fruit of *Elais guineensis*, the oil-palm, a tree of West Africa; not used in medicine.

o. papav'eri, poppy oil, a fixed (drying) oil expressed from the seed of *Papaver somniferum*; sometimes used in the preparation of liniments.

o. per'sicæ expres'sum, peach-kernel oil, a fixed oil expressed from the kernels of the peach, *Amygdalus (Prunus) persica*; sometimes employed in the preparation of liniments.

o. pe'træ, rock oil, coal oil, petroleum.*

o. phospho'ratum (Br.), phosphorated oil, a one per cent. solution of phosphorus in purified expressed oil of almond; dose, ℥1-5 (0.06-0.3).

o. pi'cis liq'uidæ (U.S.), oil of tar, a volatile oil distilled from wood-tar; employed externally in the treatment of various scaly skin diseases.

o. pimen'tæ (U.S., Br.), oil of pimenta or allspice, a volatile oil distilled from the berries of *Pimenta officinalis*; carminative and aromatic stimulant in doses of ℥3-5 (0.2-0.3).

o. pin'gue, pl. o'lea pin'guia, fatty oil, fixed oil, an oil which is incapable of being distilled; it is chemically a glyceride of a fatty acid, by substitution of the glycerin by an alkaline base it is converted into a soap; the consistence varies with the temperature, some being liquid (oils proper), others semisolid (fats), and others solid (tallow) at ordinary temperatures; but oils are congealed by cold and the solids are liquified by heat; the fatty oils are of both animal and vegetable origin.

o. pi'ni (Br.), pine oil, pine-needle oil, a volatile oil distilled from the leaves of *Pinus pumilio*; employed by

inhalation and spray in catarrhal affections of the passages, and locally in rheumatic conditions.

o. ricini (ris'in-i) (U.S., Br.), castor oil, a fixed oil expressed from the seeds of *Ricinus communis*, purgative in doses of 3-8 (8.0-30.0).

o. ro'sæ (U.S., Br.), oil of rose, either of rose, or of rose, a volatile oil distilled from the flowers of *Rosa damascena*; employed as a perfume in cosmetics and toilet preparations.

o. rosema'ri (U.S., Br.), oil of rosemary, a volatile oil distilled from the tops of *Rosmarinus officinalis*; carminative and aromatic stimulant in doses of ℥1-4 (0.06-0.3), and employed locally as a stimulant to the growth of hair.

o. rus'ci, birch tar, obtained by destructive distillation of the wood of *Betula alba*, white birch; a olive-green liquid of empyreumatic odor, employed externally in the treatment of skin diseases.

o. sab'i'næ (U.S.), oil of saevin, a volatile oil distilled from the tops of *Juniperus sabina*; employed in amenorrhea and dysmenorrhea in doses of ℥2-6 (0.13-0.3).

o. san'tali (U.S., Br.), santal oil, sandal-wood oil, a volatile oil distilled from the wood of *Santalum al.*, a tree of India; employed in subacute bronchitis and gonorrhea in doses of ℥5-20 (0.3-1.3).

o. sas'safras (U.S.), oil of saassfras, a volatile oil obtained by distillation from the bark of the root of *Sassafras variifolium*; employed as a carminative in doses of ℥2-8 (0.13-0.5).

o. ses'ami (B.A.), oil of sesame, benne oil, a fixed oil from the seeds of *Sesamum indicum*, an East Indian herb; has been employed as a substitute for cod-liver oil and olive oil.

o. sina'pis vola'tile (U.S., Br.), volatile oil of mustard, obtained by distillation from the seed of *Brassica nigra* or *B. juncea*, black mustard; employed locally as a counterirritant.

o. suc'cini, oil of amber, a volatile oil distilled from amber; stimulant and antispasmodic in doses of ℥2-6 (0.13-0.4), and used externally as a counterirritant in rheumatism.

o. terebin'thinæ (U.S., Br.), oil of turpentine, a volatile oil distilled from turpentine (*terebinthina*); employed internally as a carminative and emetic in doses of ℥5-20 (0.3-1.3), and externally as a counterirritant.

o. terebin'thinæ rectifi'catum (U.S.), rectified turpentine, obtained by treating oil of turpentine with sodium hydroxide and redistilling.

o. theobro'matis (U.S., Br.), oil of theobroma, a fixed oil of cacao, cocoa-butter, a fixed oil, solid at ordinary temperature, expressed from the roasted seeds of *Theobroma cacao*, the source of chocolate, used in the manufacture of suppositories and occasionally of pills.

o. thym'i (U.S.), oil of thyme, a volatile oil distilled from the tops and leaves of *Thymus vulgaris*; aromatic tonic in doses of ℥1-2 (0.06-0.13), and employed externally as a counterirritant.

o. tig'li (U.S.), o. crotonis (Br.), croton oil, a fixed oil expressed from the seeds of *Croton tiglium*, an East Indian shrub; an irritant purgative in doses of ℥1-2 (0.03-0.13), externally a counterirritant and vesicant.

o. vola'tile, pl. o'lea volatilia, volatile, essential, ethereal oil, a substance of oily consistence and odor derived from a plant, containing the principle which the odor and taste of the plant are due to, capable of distillation; many volatile oils are made synthetically; many of the volatile oils are employed in medicine as stimulants, stomachics, rectives, carminatives, and for purposes of flavoring.

olfac'tion [L. *olfactus*; *olfacere*, to smell] the sense of smell. s. The act of smelling.

olfactom'eter [L. *olfactus*, smell, + G. *metron*, measure.] A device for estimating the intensity of the sense of smell.

olfactom'etry. Determination of the degree of sensibility of the olfactory organs.

olfac'tory [L. *olfactus*; *olfacere*, to smell] relating to the sense of smell. o. a'ria, the area of the

ing the locus perforatus anterior, the trigonum olfactorium, the anterior part of the callosal gyrus, and the uncus. *o. bulb*, the swollen anterior extremity of the *o. tract*. *o. bundle*, a bundle of fibers in the fornix which pass in front of the anterior commissure and enter the septum lucidum, going finally to the subcallosal gyrus and the locus perforatus anterior, where they divide and pass to the olfactory tract and the uncus. *o. ganglion*, a collection of neuroblasts in the embryo, the peripheral processes of which form the *o. nerves*. *o. lobe*, labus olfactorius. *o. lobule*, one of the two parts, an erior and posterior, of the *o. lobe*. *o. nerve*, the first cranial nerve, nervus olfactorius. *o. strim*, see *stria*. *o. sulcus*, see *sulcus*. *o. tract*, tractus olfactorius. *o. tri'gome*, *o. tu'bercle*, trigonum olfactorium.

olibanum [Ar. al, the, + *lubān*, frankincense.] Oriental frankincense, a gum-resin from several trees of the genus *Boswellia*; has been used as a stimulant expectorant in bronchitis, and also as an emmenagogue.

oligemia, **oligæmia** (ol-I-ge'mī-ah) [G. *oligos*, little, + *haima*, blood.] Olighemia, oligohemia.*
olighe'mia, **olighæ'mia**. Oligohemia.

olighidia, **oligidia** (ol-I-gid'ri-ah) [G. *oligos*, little, + *hidrōs*, sweat.] Scanty perspiration.

oligocardia [G. *oligos*, few, + *kardia*, heart.] Bradycardia.

oligocholia (ol-I-go-ko'li-ah) [G. *oligos*, little, + *cholē*, bile.] A deficient secretion of bile.

oligochromæmia, **oligochromæmia** (ol-I-go-kro-me'mī-ah) [G. *oligos*, little, + *chrōma*, color, + *haima*, blood.] A deficiency of pigment, or hemoglobin, in the blood.

oligochylia (ol-I-go-ki'li-ah) [G. *oligos*, little, + *chylōs*, juice.] A deficiency of the gastric juice.

oligochymia (ol-I-go-ki'mī-ah) [G. *oligos*, little, + *chymos*, juice.] A deficiency of chyme.

oligocystic [G. *oligos*, few, + *kystis*, bladder, cyst.] Composed of few cysts, said of an hydatid or other tumor exhibiting this quality.

oligocythemia, **oligocythæmia** (ol'I-go-si-the'mī-ah) [G. *oligos*, few, + *kytos*, a hollow (a cell), + *haima*, blood.] A deficiency in number of red corpuscles in the blood.

oligodactylia [G. *oligos*, few, + *daktylos*, finger or toe.] A deformity marked by fewer than five fingers or toes on each hand or foot.

oligodynamic (ol-I-go-di-nam'ik) [G. *oligos*, small, + *dynamis*, power.] Active in very small quantity; noting, for example, the germicidal effect of an exceedingly dilute solution (such as one to one hundred million) of copper in distilled water.

oligoerythrocythemia, **oligoerythrocythæmia** (ol'I-go-er'thro-si-the'mī-ah) [G. *oligos*, few, + *erythros*, red, + *kytos*, cell, + *haima*, blood.] Oligocythemia.

oligogalactia (ol'I-go-gal-ak'tī-ah) [G. *oligos*, little, + *galaktē* (galakt-), milk.] A deficiency in the secretion of milk.

oligohæmia, **oligohæmia** [G. *ol'gos*, little, + *haima*, blood.] A deficiency in the amount of blood in the body; olighemia, oligemia.

ol'igohydram'nios [G. *oligos*, little, + *hydōr*, water, + *amnion*.] An abnormally scanty secretion of liquor amnii.

oligoleithal (ol-o-go-les'ith-al) [G. *oligos*, little, + *leithos*, yolk.] Having but little yolk, noting an egg in which there is only a little scattered deutoplasm.

oligoleucocythemia, **oligoleucocythæmia** (ol'I-go-lu'-ko-si-the'mī-ah) [G. *oligos*, few, + *leukos*, white, + *kytos*, cell, + *haima*, blood.] Leuco-

penia, a deficiency of white corpuscles in the peripheral blood circulation.

oligoma'nia [G. *oligos*, few, + *mania*, frenzy.] Insanity in relation to a few subjects only.

oligomenorrhæa, **oligomenorrhoea** [G. *oligos*, little, + *mēn*, mouth, + *rhoia*, flow.] Scanty menstruation.

oligomorphic [G. *oligos*, few, + *morphē*, form.] Presenting few changes of form, not polymorphic.

oligophosphaturia [G. *oligos*, little, + L. *phosphas* + G. *ouron*, urine.] The presence of a small amount of phosphates in the urine.

oligophrenia [G. *oligos*, little, + *phrēn*, mind.] Mental weakness, imbecility.

oligoplas'mia [G. *oligos*, little + *plasma*.] Deficiency in the amount of blood plasma.

oligoplas'tic [G. *oligos*, little, + *plassō*, I form.] Deficient in reparative power.

oligopnea, **oligopnœa** (ol'I-gop-ne'ah) [G. *oligos*, few, + *pnoē*, breath.] Infrequent respiration.

oligopo'sia, **oligop'osy** [G. *oligos*, little, + *pōsis*, drink.] The drinking of little fluid; the absence of thirst.

oligopsychia (ol-I-go-si'ki-ah) [G. *oligos*, little, + *psychē*, mind.] Oligophrenia, weakness of intellect.

oligospermatism, **oligospermia** (ol'I-go-spur'mā-tizm, ol'I-go-spur'mī-ah) [G. *oligos*, little, + *sperma* (spermat-), seed.] Deficiency in the secretion of semen.

Oligospo'rea. An order of protozoan organisms including those of the genus *Coccidium*.

Ol'igosporogenæa [G. *oligos*, few, + *sporos*, seed, + *gennāō*, I produce.] A group of *Microsporidia*, in which the trophozoite produces a single pansporoblast.

oligotrichia (ol-I-go-trik'tah) [G. *oligos*, few, + *thrix* (trich-), hair.] A deficient growth of hair.

Oligotrichina (ol'I-go-tri-ki'nah) [G. *oligos*, few, + *thrix* (trich-), hair.] A suborder of *Heterotrichida* in which the cilia are comparatively few and grouped in certain regions.

oligotro'phia, **oligot'rophy** [G. *oligos*, little, + *trophē*, nourishment.] Deficient nutrition.

oligozoöpermatism, **oligozoöpermia** (ol'I-go-zo'o-spur'mā-tizm, ol'I-go-zo'o-spur'mī-ah) [G. *oligos*, few, + *zōon*, animal, + *sperma* (spermat-), seed.] The presence of abnormally few spermatozoa in the semen.

oligure'sia, **oligure'sis** [G. *oligos*, little, + *ourēsis*, urination.] Scanty urination.

oligu'ria [G. *oligos*, little, + *ouron*, urine.] Deficient secretion of urine.

ol'iva [L.] 1. [BNA]. Olive, olivary eminence, olivary body, a smooth, oval bulging of the lateral area of the medulla oblongata between the line of the hypoglossal nerve roots in front and the root-bundles of the spinal accessory, vagus, and glossopharyngeal nerves behind. 2. The olive tree or its fruit, a member of the genus *Olea*.

ol'ivary. 1. Relating to the oliva. 2. Relating to or of the shape of an olive. *o. body*, *o. em'f-nence*, oliva (1).

ol'ive [L. *oliva*.] 1. The fruit of the olive tree, *Olea europæa*. 2. The olivary eminence, oliva [BNA].

ol'ivenol iodate. Trade name of a mixture of iodine and olive oil recommended as a substitute for the iodides.

Ol'iver's sign [Thomas Oliver, English physician, *1853.] Oliver-Cardarelli sign. *O's test*, (1) for albumin in the urine: by means of a pipette a mixture of 1:4 sodium tungstate and 1:6 citric acid solutions is introduced at the bottom of a

test-tube containing the urine to be tested; if albumin is present there will be a white precipitate at the plane of contact of the two liquids; (2) for sugar in the urine: the suspected urine is boiled with indigo-carmin; the presence of sugar is indicated by a change of the blue color to yellow or red.

Ol'iver-Cardarel'li sign [Thomas *Oliver*, English physician, *1853; Antonio *Cardarelli*, Italian physician, contemporary.] Recession of the larynx and trachea synchronous with the cardiac systole in cases of aneurysm of the arch of the aorta or of a tumor in that region; tracheal tugging.

oliv'eri cor'tex. (B.A.) Oliver bark, black sassafras bark; the dried bark of *Cinnamomum oliveri*, a tree of Australia; aromatic, in doses of gr. 3-6 (o. 2-o. 4).

Oliver Springs, Tennessee. The waters are reported to contain sulphur, lithia, manganese, magnesia, and iron. Nine springs. Used by drinking in various disorders.

olivif'ugal [L. *oliva* + *fugare*, to flee.] In a direction away from the olivary body, or oliva.

olivip'etal [L. *oliva* + *petere*, to seek.] In a direction toward the olivary body, or oliva.

Ollier's disease' (ol-e-a') [Léopold Louis Xavier Édouard Ollier, French surgeon, 1830-1901.] Achondroplasia. O's meth'od, dermo-epidermic grafting; see Thiersch's* method. O's the'ory of compensatory growth; after resection of the articular extremity of a bone, the articular cartilage of the other bone entering into the structure of the joint takes on an increased growth.

-ology [G. *legō*, I relate, speak; *logios*, learned.]
A suffix denoting (1) a science or special branch
of study; or (2) [*legō*, I collect, arrange in order]
a collection; see *-logia*.

olopho'nia [G. *oloos*, destroyed, lost, + *phōnē*, voice.] Impaired speech due to anatomical defect in the vocal organs.

O.L.P. Abbreviation of occipitolævo-posterior, noting a fetal presentation with the occiput directed toward the left sacroiliac articulation of the mother.

Olshausen's meth'od (ols'how-zen) [Robert von Olshausen, Berlin obstetrician, *1835.] Treatment of congenital umbilical hernia by separation of the skin around the sac, removal of Wharton's jelly, reduction of the hernia *en masse* without opening the sac, and suture of the skin.

Olympian Springs, Kentucky. Saline-sulphureted waters. Ten springs. Used by drinking in various disorders.

-oma [G. -ōma.] A suffix, properly added only to words derived from Greek roots, noting a tumor or neoplasm.

omacephalus (óm-ă-sef'a-lus) [G. *ōmos*, shoulder, + *a-* priv. + *kephalē*, head.] A monster with a very imperfectly developed head or none at all and without upper extremities.

omag'ra [G. *ōmos*, shoulder, + *agra*, a seizure.]
Gouty inflammation of the shoulder-joint.

omal. Trade name of a preparation of trichlorophenol; used as an inhalant in respiratory disorders.

omalg'ia [G. *ōmos*, shoulder, + *algos*, pain.] Pain in the shoulder-joint or in the deltoid muscle; omodynia.

omarthriti (o-mar-thri'(thre')tis) [G.*ōmos*, shoulder, + *arthron*, joint, + *-itis*.] Inflammation of the shoulder-joint.

omasum (o-ma'sum) [L.] Psalterium, manyplies.*

omb'rophore [G. *ombros*, a rain storm. - *phor* = bearer.] A portable apparatus for giving a shower bath, especially one of cartomated use.

omega melancholium (o-meg'ah mel-an-kid'ē) [G. *ōmega*, the last letter of the Greek alphabet L. of the melancholy, from G. *melas*, black. *cholē*, bile.] A wrinkle of the shape of the case Greek omega (ω) between the eyebrows assumed to indicate a state of melancholy.

omen'tal. Relating to the omentum.

omentec'tomy [*omentum* + *G. ektonai*, *excise*]
Excision of a part of the omentum.

omentitis (o-men-ti'(te')tis) [L. *omentum* + G. *-itis*.
Inflammation of the omentum.

omen'topexy [L. *omentum* + G. *pexis*, fixate-

The operation of suturing the omentum to the abdominal wall, after the scarification of its surfaces, in order to establish an anastomosis between the portal system and that of the vena cava for the relief of ascites in Banti's disease is Talma's operation.

omentorrhaphy (o-men-tor'rá-fī) [*omēntum* + *rhaphe*, a seam.] Suture of the omentum

omen'tum [L.] A single or double fold of peritoneum passing from the stomach to another abdominal organ. **gastrocolic o., o. majus,** gastrohepat'ic o., o. minus. **gastrosplenic ligamentum gastrolienale** [BNA]. **greater o.** majus, lesser o., o. minus. **o. majus**, greater or gastrocolic o., a fold passing from the greater curvature of the stomach to the transverse colon, hanging like an apron in front of the intestines. **o. minus**, lesser or gastrohepat'ic, a peritoneal fold passing from the margins of the porta hepatis and the bottom of the fossa duodenos venosi to the lesser curvature of the stomach and to the upper border of the duodenum at a distance of about an inch from the pylorus.

omitis (o-mi'(me)'tis) [G. *ōmos*, shoulder, + *-itis*].
Inflammation of the shoulder.

omniv'orous [L. *omnis*, all, + *vorare*, to eat.
Living on food of all kinds, upon both ~~and~~
and vegetable food.

om'no^gpon [L. *omnis*, all, + G. *opos*, juice.] *Pan-*
pon.

omoclavicular (o'mo-kla-vik'u-lar). Relating to the shoulder and the clavicle, noting an anatomical muscle attached to the coracoid process or inferior edge of the scapula and to the clavicle.

omocotyle (o-mo-kot'i-le) [G. *ōmos*, + *chutē* + *kotylē*, joint-socket.] Glenoid cavity.

omodyn'ia [G. *ōmos*, shoulder, + *adynā*, powerlessness]
Muscular rheumatism affecting especially the
deltoid and its fibrous attachments; omalgia

omohy'oid. Noting a digastric muscle attached to the scapula and the hyoid bone.

omopha'gia [G. *ōmos*, raw, + *phagē*, I eat] *T.*
eating of raw food, especially of raw flesh.

omoster'num. The meniscus of fibrocartilage in the sternoclavicular joint.

omothy'roid, omothy'reoid. Noting a band
muscular fibers passing between the super

cornu of the thyroid cartilage and the constrictor muscle.

omphalec'tomy [*G. omphalos*, umbilicus. - *ektomē*, excision.] Excision of the umbilicus or of a neoplasm connected with it.

omphalelco'sis (G. *omphalos*, umbilicus, + *lēsis*, ulceration.) Ulceration at the umbilicus
omphalexoche (om-fal-eks'o-ke) (G. *omphalos*, umbilicus, + *exochē*, outward, external.)

bilicus, + *exochē*, projection, tumor.] [*mā* · hernia.

omphalic [G. *omphalos*, umbilicus] Umbilical
omphalitis (om-fal-i'('e)tis) [G. *omphalos*, navel.

itis.] Inflammation of the umbilicus and surrounding parts.

omphaloangiopagous (om'fal-o-an-je-op'a-gus) [G. *omphalos*, umbilicus, + *angeion*, vessel, + *pagos*, fastened together.] Noting enzygotic twins united only by the communicating vessels of the umbilical cords, one of the two usually being defective.

omphalocele (om'fal-o-sēl) [G. *omphalos*, umbilicus, + *kēlē*, hernia.] Umbilical hernia.

omphalechorion (om'fal-o-ko'ri-on). Fusion of the yolk-sac and the chorion to form one structure.

omphalomesaraic (om'fal-o-mes-ah-ra'ik) [G. *omphalos*, umbilicus, + *mesaraion*, mesentery.] Omphalomesenteric.

omphalomesenter'ic [G. *omphalos*, umbilicus, + *mesenterion*, mesentery.] Relating to the umbilicus and the mesentery or intestine. **o. duct**, the vitelline or vitellointestinal duct, a passage, in the embryo, between the yolk-sac and the midgut; a remnant of this sometimes persists in the adult as Meckel's diverticulum.

omphalonus [G. *omphalos*, umbilicus, + *onkos*, swelling.] A tumor at the umbilicus.

omphalopagus [G. *omphalos*, umbilicus, + *pagos*, fastened.] A twin monster with union at the umbilicus; monomphalus.

omphalophlebitis (om-fal-o-flē-bi'(be')tis) [G. *omphalos*, umbilicus, + *phleps* (phleb-), vein, + *-itis*.] Inflammation of the umbilical veins.

omphalorrhagia [G. *omphalos*, navel, + *-rhagia*.] Bleeding from the umbilicus.

omphalorrhoea, **omphalorrhoe'a** [G. *omphalos*, umbilicus, + *rhoia*, flow.] A serous discharge from the umbilicus.

omphalorrhex'is [G. *omphalos*, umbilicus, + *rhēxis* rupture.] Rupture of the umbilical cord during childbirth.

omphalosite (om'fal-o-sit) [G. *omphalos*, umbilicus, + *sitos*, food.] A monster not capable of independent existence after birth and separation from the placenta.

om'phaloso'ter [G. *omphalos*, umbilicus, + *soi'ter*, preserver.] An instrument for pushing back prolapsed loops of the umbilical cord, during childbirth.

omphalotomy [G. *omphalos*, umbilicus, + *tomē*, incision.] Cutting of the umbilical cord at birth.

om'phalos, **om'phalus**. Umbilicus, navel.

omphalotripsy [G. *omphalos*, umbilicus, + *tripsis*, a rubbing.] Crushing, instead of cutting, the umbilical cord after childbirth.

onanism [Onan, son of Judah, who transgressed in this way.] 1. Withdrawal before the completion of the sexual act, in order to prevent insemination and fecundation of the ovum. 2. Masturbation.

Onanoff's sign or reflex (aw-nah'nawf) [Jacques Onanoff, physician in Paris, *1859.] A sharp contraction of the ischiocavernosus and bulbocavernosus muscles when the glans penis is suddenly compressed; an alleged sign of dementia praecox.

Onocerca [G. *onkos*, a barb, + *kerkos*, tail.] A genus of worms of the family *Filariida*. **O. gib'soni**, a species which infests cattle. **O. vol'vulus**, a species in South Africa occasionally infesting man.

onocerciasis (on-ko-sur-si'n-sis). Infestation of the ox with a species of *Onocerca*, a worm of the family *Filariida*; it is marked by the presence of nodular subcutaneous swellings, about $\frac{1}{2}$ inch in diameter, formed of a fibrous cyst wall encircling the coiled parasite.

onograph [G. *onkos*, bulk, + *graphē*, a record.]

A recording oncometer, or the recording portion of an oncometer.

oncol'ogy [G. *onkos*, tumor, + *-logia*.] The study of tumors in all their relations.

oncog'raphy [G. *onkos*, bulk, + *graphō*, I write.] Graphic representation, by means of a special apparatus, of the size and configuration of an organ.

onco'ma [G. *onkos*, mass, + *-ōma*.] A tumor, swelling, intumescence.

oncom'eter [G. *onkos*, bulk, + *metron*, measure.] 1. An instrument for measuring the size and configuration of the kidneys and other organs. 2. The measuring, as distinguished from the recording, part of the oncograph.

oncomet'ric. Relating to oncometry.

oncom'etry [G. *onkos*, bulk, + *metron*, measure.] Measurement, by means of a special apparatus, of the size of an organ.

onco'sis [G. *onkōsis*, swelling.] Intumescence, swelling, tumor formation.

oncosphere, **oncosphæra** (on'ko-sfēr, on-ko-sfē'rah) [G. *onkos*, tumor; + *sphaira*, sphere.] The embryo of a tapeworm.

oncot'omy [G. *onkos*, swelling, + *tomē*, incision.] Opening by incision of an abscess, cyst, or other tumor.

oncotropic (ong-ko-trop'ik) [G. *onkos*, a tumor, + *tropē*, a turning.] Tumoraffin.

oneirism (ō-ni'rizm) [G. *oneiros*, dream.] A waking dream state.

oneirodynia (ō-ni-ro-din'i-ah) [G. *oneiros*, dream, + *odynē*, pain.] Nightmare.

oniomania (o-ni-o-ma'ni-ah) [G. *ōnios*, for sale, + *mania*, frenzy.] An insane impulse to buy everything.

onion (un'yun) [Fr. *oignon*.] The bulb of an herb, *Allium cepa*; its preparations have been employed in bronchitis and as a nerve sedative. **o. bodies**, epithelial pearls.

onomat'ology [G. *onoma* (onomat-), name, + *-logia*.] Terminology, nomenclature, the science of naming objects; the vocabulary of a science.

onom'atoma'nia [G. *onoma*, name, + *mania*, frenzy.] 1. Insane dwelling on and repeating a name. 2. Insane dread of hearing a certain name spoken. 3. Fretful search after a forgotten word.

onomatopho'bia [G. *phobos*, fever.] Onomatomania (2).

o'nonin. A glucoside from ononis, employed as a diuretic and antirheumatic in doses of gr. 3-5 (o. 2-0.3).

ono'nis [G.] The root of *Ononis spinosa*, an herb of northern and central Europe, sometimes employed as a diuretic and antirheumatic in doses of gr. 5-10 (o. 3-0.6).

ontogen'esis [G. *ōn*, being, + *genesis*, origin.] The development of the individual as distinguished from phylogenesis, or the evolutionary development of the species.

ontogenet'ic, **ontogen'ic**. Relating to ontogenesis.

ontogeny (on-toj'en-e). Ontogenesis.

onychatrophia, **onychatrophy** (on-i-kā-tro'fī-ah, on-i-kat'ro-fī) [G. *onyx* (onych-), nail, + *atrophia*, atrophy.] Atrophy of the nails.

onychchauxis (on-e-kawk'sis) [G. *onyx* (onych-), nail, + *auxē*, increase.] Enlargement of the nails of fingers or toes.

onych'ia (ō-nik'i-ah) [G. *onyx* (onych-), nail.] Inflammation of the matrix with suppuration and shedding of the nail. **o. maligna**, acute of occurring in scrofulous children or cachectic subjects spontaneously or in response to slight traumatism.

o. parasit'ica, onychomycosis.

onychitis (ô-ne-ki' (ke')tis) [G. *onyx* (*onych-*), nail, + *-itis*.] Onychia.

onychocryptosis (on'î-ko-krip-to'sis) [G. *onyx* (*onych-*), nail, + *kryptô*, I conceal.] Ingrowing toe-nail.

onychograph (on'e-ko-graf) [G. *onyx* (*onych-*), nail, + *graphô*, I write.] An instrument for recording the capillary blood-pressure as shown by the circulation under the nail.

onychogryphosis. Onychogryposis.

onychogryposis (on-e-ko-gri-po'sis) [G. *onyx* (*onych-*), nail, + *grypôsis*, a curving.] Enlargement with increased curvature of the nails of fingers or toes.

onychoid (on'e-koyd) [G. *onyx* (*onych-*), nail, + *eidô*, appearance.] Resembling in structure or form a finger-nail.

onycholysis (on-e-kol'i-sis) [G. *onyx* (*onych-*), nail, + *lysis*, loosening.] Loosening or shedding of the nails.

onychia (on-e-ko'mah) [G. *onyx* (*onych-*), nail, + *-ôma*.] A tumor arising from the nail bed, or due to overgrowth of the nail substance.

onychomalacia (on'e-ko-mal-a'si-ah) [G. *onyx* (*onych-*), nail, + *malakia*, softness.] Absence of rigidity of the nails, hapalonychia.

onychomycosis (on-e-ko-mi-ko'sis) [G. *onyx* (*onych-*), nail, + *mykês*, fungus.] Any parasitic disease (tinea or favus) of the nails. *o. favosa*, favus of the nails, the yellow masses being found in the nail substance. *o. trichophyti'na*, tinea unguium.

onychonusus (on-e-kon'o-sus) [G. *onyx* (*onych-*), nail, + *nosos*, disease.] Any disease of the nails.

onychopathic (on-e-ko-path'ik) [G. *onyx* (*onych-*), nail, + *pathos*, distress.] Relating to or suffering from any disease of the nails.

onychopathy (on-e-kop'â-thi) [G. *onyx* (*onych-*), nail, + *pathos*, suffering.] Any disease of the nails, onychonusus.

onychophag, **onychophage** (on'e-ko-fag, on'e-ko-fâj). A victim of the habit of biting the nails.

onychophagia (on-e-ko-fa'je-ah). Onychophagy.

onychophagist (on-e-kof'â-jist). Onychophag.

onychophagy (on-e-kof'a-jl) [G. *onyx* (*onych-*), nail, + *phagô*, I eat.] Nailbiting.

onychophosis (on-e-ko-fo'sis). A growth of horny epithelium in the nail-bed.

onychophyma (on-e-ko-fî'mah) [G. *onyx* (*onych-*), nail, + *phyma*, growth.] Swelling or hypertrophy of the nails.

onychoptosis (on-e-kop-to'sis) [G. *onyx* (*onych-*), nail, + *ptôsis*, a falling.] Falling off of the nails.

onychorrhaxis (on-e-ko-rêx'is) [G. *onyx* (*onych-*), hair, + *rhêxis*, a breaking.] Abnormal brittleness of the nails with splitting of the free edge.

onychosis (on-e-ko'sis). Onychonusus, onychopathy, any disease of the nails.

onychotrophy (on-e-kot'ro-ti) [G. *onyx* (*onych-*), nail, + *trophê*, nourishment.] Nutrition of the nails.

onyx [G. *onyx*, name.] A technical term.

onyx [G.] 1. A finger-nail or toe-nail. 2. The presence of pus between the layers of the cornea—of doubtful occurrence.

onyxis. Ingrowing toe-nail.

onyxitis (on-iks-i' (e')tis) [G. *onyx*, nail, + *-itis*.] Onychitis.

o'oblast [G. *ôon*, egg, + *blastos*, germ.] A primitive ovum, a cell from which the ovum is developed.

oocytesis (o-o-si-e'sis) [G. *ôon*, egg, + *kyôsis*, pregnancy.] Ovarian pregnancy.

oocinesia (o-o-sin-e'si-ah) [G. *ôon*, egg, + *kinêsis*, movement.] The caryocinetic processes occurring in the development of the ovum; also written ooknesis.

oocinete (o-o-sin'et) [G. *ôon*, egg, + *kinêta*, motion.

The piriform motile body into which the fertilized macrogamete, or sygote, develops.

o'ocyst [G. *ôon*, egg, + *kystis*, bladder.] The encysted form of the fertilized macrogamete, or sygote.

oocyte (o'o-site) [G. *ôon*, egg, + *kysus*, cell.] The primitive ovum in the ovary.

oocytase (o-o-si'tâz). A cytase acting destructively upon the ovarian cells.

oodecele (o-od'e-o-sel) [G. *ôôdês*, egg-shaped, + *hêlê*, hernia.] Obturator hernia.*

oogamous (o-og'am-us) [G. *ôon*, egg, + *gamos*, marriage.] In botany and protozoology, a conjugation between dissimilar forms; opposite to isogamous.

oogenesis (o-o-jen'e-sis) [G. *ôon*, egg, + *genesis*, production.] The process of formation and development of the ovum.

oogenetic, **oogenic** (o-o-jen-et'ik, o-o-jen'ik). Oogamous.

oogenous (o-o-j'en-us). Producing ova, said of the ovary.

oogonium (o-o-gon'î-um) [G. *ôon*, egg, + *goni*, generation.] The primitive ovum, or antral egg-cell, from which the oocyte is developed.

ookinete (o-o-kin'et). Oocinete.

oolemma (o-o-lem'ah) [G. *ôon*, egg, + *lemma*, sheath.] Zona pellucida.

oophagia, **oophagy** (o-o-fa'jî-ah, o-o-f'a-jl) [G. *ôon*, egg, + *phagô*, I eat.] The habitual eating of eggs; subsisting largely on eggs.

oophor- [G. *ôon*, egg, + *phoros*, a bearer.] A prefix denoting the ovary; correctly, *oother-*.

oophoralgia (o-o'f-or-al'jî-ah). Oothecalgia, ovarian neuralgia.

oophorauze (o-o'f-or-awk'se). Oothecauxe, hypertrophy of the ovary.

o'ophore [G. *ôon*, egg, + *phoros*, bearer.] Oophorectomy.

oophorectomy (o-o'f-or-ek'tô-mi). Oothecotomy.

oophoria (o-o'f-or-in). 1. An ovarian hormone which renders the uterine mucosa capable of transforming the contained blood into uterine or nutrient blood; it is a mixture of follicular, ovulin, and lutein. 2. Trade name of a therapeutic extract of the cow's ovary.

oophoritis (o-o'f-or-i' (e')tis) [G. *ôon*, egg, + *phoros*, bearer, + *-itis*.] Oothecitis, inflammation of the ovary.

oophorocystosis (o-o'f-or-o-sis-to'sis). Oothecocystosis, the formation of a cyst of the ovary.

oophoroepilepsy (o-o'f-or-o-ep'i-lep-si). Oothecorepilepsy.

oophorohysterectomy (o-o'f-or-o-his-ter-ek'tô-mi). Oothecohysterectomy, ablation of the uterus and ovaries.

oophoroma (o-o'f-or-o'mah). Oothecoma, ovarian tumor.

oophoromalacia (o-o'f-or-o-mal-a'si-ah). Oothecomalacia, softening of an ovary.

oophoromania (o-o'f-or-o-ma'ni-ah). Oothecomania, insanity associated with disease of the ovary.

oophoron (o-o'f-or-on) [G. *ôon*, egg, + *phoros*, bearer.] Ootheca, ovary.

oophoropathy (o-o'f-or-op'â-thi). Oothecopathy, ovarian disease.

oophoropellexy (o-o'f-or-o-pel'î-o-pek'si) [G. *ôon*, ovum, + *phoros*, bearer, + *pellexis*, fixation.] Oothecorrhaphy.

oophoropexy (o-o'f-or-o-pek'si). Oothecorrhaphy, fixation of a displaced ovary.

oophorosalingectomy (o-o'f-or-o-sal-pun-jek'tô-mi).

Oothecosalpingectomy, exsection of an ovary and its Fallopian tube.

oophorostomy (o-of-or-os'to-mī). Oothecostomy, operative formation of an ovarian fistula in order to drain a cyst of the organ.

oophorrhaphy (o-of-or'ā-fl). Oothecorrhaphy, suturing a displaced ovary to the wall of the pelvis.

ophyte [G. *don*, egg, + *phyton*, plant.] In botany, the stage of the life-cycle of certain plants in which the sexual organs are borne; distinguished from *sporophyte*.

ooplasm (o'ō-plasm) [G. *don*, egg, + *plasma*, a thing formed.] The protoplasmic portion of the vitellus.

oosperm (o'ō-spurm) [G. *don*, egg, + *sperma*, seed.] The fertilized ovum.

osphere [G. *don*, egg, + *sphaira*, sphere.] In botany, the ovum before impregnation.

oospore (o'ō-spōr) [G. *don*, egg, + *sporos*, seed.] The fertilized ovum or egg-cell of fungi and algæ.

oöthec- [G. *ōthēkē*, ovary.] A prefix denoting the ovary.

oötheca (o-ō-the'kah) [G. *ōthēkē*; *don*, egg, + *thēkē*, box, case.] An ovary.

oöthecalgia (o-ō-the-kal'jī-ah) [G. *ōthēkē*, ovary, + *algos*, pain.] Ovarian neuralgia.

oöthecauxe (o-ō-the-kaw'kē) [G. *ōthēkē*, ovary, + *auxē*, increase.] Hypertrophy or enlargement of the ovary.

oöthecectomy (o-ō-the-sek'to-mē) [G. *ōthēkē*, ovary, + *ektomē*, excision.] The ablation of an ovary, ovariectomy.*

oöthecitis (o-ō-the-si'(se')tis) [G. *ōthēkē*, ovary, + *-itis*.] Inflammation of an ovary.

oöthecocoele (o-ō-the'co-sēl) [G. *ōthēkē*, ovary, + *kēlē*, hernia.] Hernia of an ovary.

oöthecocentesis (o-ō-the'ko-sen-te'sis) [G. *ōthēkē*, ovary, + *kentēsis*, puncture.] Puncture of an ovary or of an ovarian cyst.

oöthecocystis (o-ō-the'ko-si-e'sis) [G. *ōthēkē*, ovary + *kystis*, pregnancy.] Ovarian pregnancy, retention and development of a fecundated ovum in the ovary.

oöthecocystosis (o-ō-the'ko-sis-to'sis) [G. *ōthēkē*, ovary, + *kystis*, cyst.] The formation of a cyst of the ovary.

oöthecoplepsy (o-ō-the'ko-ep't-lep-sī) [G. *ōthēkē*, ovary, + *epilepsia*, epilepsy.] Epileptic convulsions excited by ovarian irritation.

oöthecohysterectomy (o-ō-the'ko-his-ter-ek'to-mī) [G. *ōthēkē*, ovary, + *hysteria*, uterus, + *ektomē*, excision.] Surgical removal of the uterus and ovaries.

oöthecoma (o-ō-the-ko'mah) [G. *ōthēkē*, ovary, + *ōma*.] Tumor of the ovary.

oöthecomalacia (o-ō-the'ko-mal-a'sī-ah) [G. *ōthēkē*, ovary, + *malakia*, softness.] Pathological softening of an ovary.

oöthecomania (o-ō-the'ko-ma'nī-ah) [G. *ōthēkē*, ovary, + *mania*, frenzy.] Mental disorder associated with ovarian disease.

oöthecopathy (o-ō-the-kop'ā-thī) [G. *ōthēkē*, ovary, + *pathos*, suffering.] Any disease of the ovary.

oöthecopexy (o-ō-the'ko-pek-sī) [G. *ōthēkē*, ovary, + *pēxis*, fixation.] The anchoring or fixation of a prolapsed or wandering ovary.

oöthecorrhaphy (o-ō-the-kor'ā-fl) [G. *ōthēkē*, ovary, + *rhaphē*, suture.] Fixation of a prolapsed ovary by suturing it to the wall of the pelvis.

oöthecorrhaxis (o-ō-the-kō-rek'sis) [G. *ōthēkē*, ovary, + *rhēxis*, rupture.] Rupture of an ovary.

oöthecosalpingectomy (o-ō-the'ko-sal-pin-jek'to-mī) [G. *ōthēkē*, ovary, + *salpinx* (salping-), trumpet (oviduct), + *ektomē*, excision.] Opera-

tive removal of an ovary and the corresponding oviduct.

oöthecostomy (o-ō-the-kos'to-mī) [G. *ōthēkē*, ovary, + *stoma*, mouth.] Establishment of a temporary fistula for drainage of a cyst of the ovary.

oöthecotomy (o-ō-the-kot'o-mē) [G. *ōthēkē*, ovary, + *tomē*, incision.] Incision into or removal of an ovary or ovarian tumor; ovariectomy.

opacification. 1. The process of making opaque. 2. The formation of opacities.

opacity (o-pas'i-tī) [L. *opacitas*.] A lack of transparency; an opaque or non-transparent area.

opal'gia [G. *ōps* (ōp-), face, + *algos*, pain.] Facial neuralgia.

opal'isin [G. *opallios*, opal.] Whey-protein, an iridescent sulphur-containing protein found only in human milk.

opaque (o-pāk') [Fr.; L. *opacus*, shady.] Impervious to light, not translucent or only slightly so.

opeldoscope (ō-pī'dō-skōp) [G. *ops* (op-), a voice, + *eidos*, appearance, + *skopēō*, I view.] An apparatus by which the vibrations of a diaphragm, started by the voice, set in movement a mirror by which a ray of light is reflected on a screen.

o'pen [A.S.] Not closed; (1) exposed to the air, said of a wound; (2) interrupted, not giving passage to electricity, said of an electrical circuit.

op'erate [L. *operari*, to work.] 1. To cause a movement of the bowels, said of a laxative or cathartic remedy. 2. To work upon the body by the hands or by means of cutting or other instruments for the purpose of correcting a deformity, removing a tumor, giving exit to morbid accumulations, or for any other purpose. [Operate is an intransitive verb and should be followed by a preposition, such as *on* or *upon*.]

opera'tion. The act of operating. 1. Any surgical procedure. 2. The action of a drug or other remedy. 3. An evacuation of the bowels.

Adams' o., **Alexander's o.**, **Bassini's o.**, **Chopart's o.**, **Emmet's o.**, etc., see the proper names.

In'dian o., a plastic o. for restoration of the nose by means of a flap taken from the forehead.

in'terval o., an o. performed during a period of quiescence or of intermission, as in appendicitis after an acute attack has passed away, but when a recurrence may be expected.

Ital'ian o., **Tagliacotian o.**, a plastic o. for the restoration of the nose by means of a flap taken from the arm.

major o., an o. of great extent or involving vital organs, thereby exposing the patient directly to danger of death.

minor o., an o. of slight extent and not in itself dangerous to life.

plastic o., **reparative o.**, one undertaken to restore lost parts or lost functions.

rad'ical o., a thorough o. intended to cure the abnormal condition and prevent its recurrence.

rad'ical o. for hernia, an o. by which the hernia is reduced, and the canal through which the gut descended is obliterated.

subcuta'neous o., an o., as for the division of a tendon, performed without incising the skin other than by a minute opening made by the entering knife.

Tagliacotian o. (tal-yah-ko'shan), Italian o., see also *Tagliacotian*.

op'erative. 1. Relating to, or effected by means of an operation. 1. Active, effective.

op'er'cular. Relating to an operculum.

op'er'culum, gen. *op'er'culi*, pl. *op'er'cula* [L. cover or lid.] 1. Anything resembling a lid or cover. 2. Specifically, in anatomy the overlapping portion of cerebral substance covering the insula; it is defined by different anatomists as consisting of from two to four portions (called *operculum*,

or *frontoparietal operculum*, *postoperculum*, *preoperculum*, and *suboperculum*, or *orbital operculum*), separated from each other by branches of the fissure of Sylvius; called also *o. insulae*, Arnold's or Burdach's *o.* 3. In botany, the lid or cover of a capsule. 4. A bit of mucus sealing the mouth of the uterus after conception has taken place. **frontoparietal *o.***, operculum proper formed of portions of the frontal and parietal lobes. **occipital *o.***, a portion of the occipital lobe of the brain cut off by the apse-fissure, rarely present in man. **orbital *o.***, suboperculum formed chiefly from the orbital face of the frontal lobe. ***o. insulae***, operculum (2).

ophiasis [G. *ophis*, snake.] A form of alopecia areata in which the loss of hair occurs in bands partially or completely encircling the head.

ophidiomonas (o-fid-i-om'o-nas) [G. *ophidion*, dim. of *ophis*, a serpent, + *monas*, a unit.] A spiral microorganism the cytoplasm of which contains sulphur.

ophidiophobia (o-fid-i-o-to'bi-ah) [G. *ophidion* a small snake, + *phobos*, fear.] A morbid fear of snakes. **ophiolatry** [G. *ophis*(*ophio*-), snake, + *latreia*, worship.] Serpent-worship.

ophioxylane. An alkaloid from *Ophioxylon serpenlinum*, a plant of India of the order *Apocynaceae*, or dogbane family; oxytotic, antiperiodic, and antelmintic.

ophritis (of-ri'(re')tis) [G. *ophrys*, eyebrow, + *-itis*.] Dermatitis in the region of the eyebrows.

ophryitis (of-re-i'(e')tis). Ophritis.

ophryon [G. *ophrys*, eyebrow.] A point at the center of the transverse diameter of the forehead between the nearest points of the two temporal lines, on a level with the upper margin of the orbits.

ophryopsinal angle [G. *ophrys*, eyebrow, + *L. spina*, spine.] See under *angle*.

ophryosis (of-ri-o'sis) [G. *ophrys*, eyebrow.] Spasmodic twitching of the upper portion of the orbicularis palpebrarum causing a wrinkling of the eyebrow.

ophthalmag'ra [G. *ophthalmos*, eye, + *agra*, seizure.] Gouty inflammation of the eye or any of its parts.

ophthalmal'gia [G. *ophthalmos*, eye, + *algos*, pain.] Ophthalmodynia.

ophthalmatro'phia, **ophthalmat'rophy** [G. *ophthalmos*, eye, + *atrophia*, atrophy.] Atrophy of the eyeball.

ophthalmec'tomy [G. *ophthalmos*, eye, + *ektomē*, excision.] Enucleation of the eyeball, removal of the entire eyeball.

ophthalmia [G.] 1. Severe, often purulent, conjunctivitis. 2. Inflammation of the deeper structures of the eye. **catarrhal *o.***, **ophthalmia** (1). **cat'erpillar-hair *o.***, *o. nodosa*. **Egyptian *o.***, *trachoma*. **elec'tric *o.***, conjunctivitis caused by the irritation of intense light in electric welding. **gonorrhe'al *o.***, acute purulent conjunctivitis excited by the presence of the gonococcus. **gran'ular *o.***, granular lids, *trachoma*. **metastat'ic *o.***, sympathetic *o.*, *chorioiditis* in pyemia. **mi'gratory *o.***, sympathetic *o.* **mucous *o.***, *catarrhal *o.** **neurolaryt'ic *o.***, corneal inflammation or ulceration following lesion of the ophthalmic branch of the trigeminal nerve. ***o. neonato'rum***, acute purulent conjunctivitis in the new-born infant, due to infection by a gonorrheal discharge from the genitals of the mother. ***o. nodo'sa***, the presence of nodular swellings on the conjunctiva, due often to mechanical irritation by the hairs of caterpillars. **phlycten'ular *o.***, phlyctenular conjunctivitis. **psedu-dotuber'culous *o.***, *o. nodosa*. **pu'rulent *o.***, puru-

lent conjunctivitis, usually of gonorrheal origin. **scrof'ulous *o.***, phlyctenular conjunctivitis. **spring *o.***, vernal conjunctivitis. **sympathetic *o.***, a serous or plastic uveitis in one eye caused by the presence of a similar trouble in the other eye. **transferred *o.***, sympathetic *o.*

ophthalmiatrics (of-thal-mi-at'riks) [G. *ophthalmos*, eye, + *iatreia*, medical treatment.] Treatment of diseases of the eye.

ophthal'mic. Relating to the eye, ocular. **ophthalmine** (of-thal'mēn). The virus of *paratyphoid*.

ophthalmia.

ophthalmit'ic. Relating to inflammation of the eye.

ophthalmitis (of-thal-mi'(me')tis) [G. *ophthalmos*, eye, + *-itis*.] Inflammation of the eye. **ophthalmia**.

ophthalmo- [G. *ophthalmos*, eye.] A prefix used in the eye.

ophthal'mobleonorre'a, **ophthal'mobleonorre'a** [G. *ophthalmos*, eye, + *blenno*, mucus, + *rrhe'a*, flow.] Purulent, usually gonorrheal, ophthalmia. **ophthal'mocarcino'ma** [G. *ophthalmos*, eye.] Carcinoma of the eye.

ophthalmoce'le (of-thal'mo-sēl) [G. *ophthalmos*, eye, + *kēlē*, hernia.] Protrusion of the eye. **exophthalmus**.

ophthal'mocop'ia [G. *ophthalmos*, eye, + *bop*, fatigue.] Asthenopia, eyestrain.

ophthalmodesmitis (of-thal'mo-des-mi'(me')tis) [G. *ophthalmos*, eye, + *desmos*, band, + *-itis*.] 1. Ophthalmic tenonitis, inflammation of the tendinous fibrous structure of the eye.

ophthal'modiagno'sis [G. *ophthalmos*, eye] Diagnosis of an infectious disease by means of the ophthalmoreaction.

ophthal'modiastim'eter [G. *ophthalmos*, eye, + *diastasis*, separation, + *metron*, measure.] A device for adjusting the lenses of spectacles or eyeglasses so that their axes correspond to the visual axes of the eyes.

ophthal'modynamom'eter [G. *ophthalmos*, eye, + *dynamis* power, + *metron*, measure.] An instrument for determining the power of convergence of the eyes as regards the near point of vision.

ophthalmodyn'ia [G. *ophthalmos*, eye, + *odynē*, pain.] Pain in the eyeballs, optic neuritis. **ophthalmalgia**.

ophthal'mofund'oscope [G. *ophthalmos*, eye, + *i fundus*, bottom, + G. *skopēō*, I view.] An apparatus for enabling one to inspect the fundus oculi under magnification.

ophthalmog'raphy [G. *ophthalmos*, eye, + *graphē*, description.] A treatise on or description of the eyes.

ophthalmoleucoscope (of-thal'mo-lu-to-skopē) [G. *ophthalmos*, eye, + *leukos*, white, + *skopēō*, I examine.] A polarizing instrument used in examining for color-blindness.

ophthal'molith [G. *ophthalmos*, + *lithos*, stone.] Lacrymal calculus.

ophthalmolog'ist. One skilled in ophthalmology, an oculist, a specialist in diseases and refractive errors of the eye.

ophthalmol'ogy [G. *ophthalmos*, eye, + *-logia*] The branch of medical science which has to do with the eye, its diseases and refractive errors.

ophthalmolym'ia [G. *lyma*, ruin.] Destruction of the eye.

ophthal'momala'cia [G. *ophthalmos*, eye, + *mala*, softness.] Abnormal softening of the cornea.

ophthalmom'eter [G. *ophthalmos*, eye, + *metron*, measure.] 1. An instrument for determining the amount and direction of corneal and lenticular

astigmatism through observation of the distorted images reflected from the cornea and lens. 2. An instrument for determining the distance of distinct vision.

ophthalmometry [G. *ophthalmos*, eye, + *metron*, measure.] Measurement of the visual acuity and refractive power of the eyes.

ophthalmomyositis (of-thal-mo-mi-i'('e')tis) [G. *ophthalmos*, eye, + *mys*, muscle, + *-itis*.] Inflammation of the extrinsic muscles of the eye, ophthalmomyositis.

ophthalmomyositis (of-thal-mo-mi-o-si'('se')tis). ophthalmomyositis.

ophthalmomyotomy (of-thal'mo-mi-ot'o-mi) [G. *ophthalmos*, eye, + *mys*, muscle, + *tomē*, incision.] Division of any of the extrinsic eye muscles.

ophthalmopathy [G. *ophthalmos*, eye, + *pathos*, suffering.] Any disease of the eyes. **external o.**, any disease of the conjunctiva, cornea, or adnexa of the eye. **internal o.**, any disease of the retina, iris, or other internal structures of the eyeball.

ophthalmophakometer [G. *ophthalmos*, eye, + *phakos*, lens, + *metron*, measure.] An instrument for measuring the refractive power of the crystalline lens of the eye.

ophthalmophlebectomy [G. *ophthalmos*, eye, + *phleps* (*phleb*-), vein, + *tomē*, incision.] Incision to relieve congestion of the veins of the conjunctiva.

ophthalmophthisis (of-thal-mo-ti'('te')sis, oph-thal-mot'hi(the)-sis) [G. *ophthalmos*, eye, + *phthisis*, wasting.] Ophthalmomalacia,* phthisis bulbi.

ophthalmoplasty [G. *ophthalmos*, eye, + *plassō*, I form.] Reporative or plastic surgery of the eye.

ophthalmoplegia [G. *ophthalmos*, eye, + *plēgē*, stroke.] Paralysis of one or more of the motor nerves of the eye. **fascicular o.**, o. due to a lesion in the pons. **nuclear o.**, o. due to a lesion of the nuclei of origin of the motor nerves of the eye. **o. externa**, paralysis affecting one or more of the nerves supplying the extrinsic eye-muscles. **o. interna**, paralysis affecting only the branches of the third nerve supplying the iris and ciliary muscle. **o. partialis**, incomplete o., o. involving only one or two of the extrinsic or intrinsic ocular muscles. **o. progressiva**, progressive upper bulbar palsy, due to degeneration of the nuclei of the motor nerves of the eye. **o. totalis**, paralysis of all the motor nerves of the eye, those supplying both the extrinsic and the intrinsic muscles. **orbital o.**, o. due to some lesion within the orbit.

ophthalmoplegic. 1. Relating to or marked by ophthalmoplegia. 2. An agent causing paralysis of the eye muscles, especially of the intrinsic muscles, a cycloplegic.

ophthalmoprosis [G. *ophthalmos*, eye, + *ptōsis*, a falling.] Protrusion of the eyeball, exophthalmos.


ophthalmoreaction (of-thal'mo-re-ak'shun) [G. *ophthalmos*, eye.] An evanescent mild inflammatory reaction of the conjunctiva excited by the instillation in a tuberculous subject of one drop of a 1-100 solution of tuberculin; the reaction fails in the non-tuberculous, and is therefore of diagnostic value. A similar reaction has been observed after the instillation of typhotoxin in cases of typhoid fever, and it is possible that it may occur in other diseases under like conditions.

ophthalmorrhagia [G. *ophthalmos*, eye, + *rhēgnymi*, I burst forth.] Hemorrhage from the eye.

ophthalmorrhoea, **ophthalmorrhoea** [G. *ophthalmos*, eye + *rhoia*, flow.] A mucous or purulent discharge from the eye.

ophthalmorrhaxis [G. *ophthalmos*, eye, + *rhēxis*, rupture.] Rupture of the eyeball.

ophthalmoscope [G. *ophthalmos*, eye, + *skopō*, I examine.] An instrument consisting of a concave mirror with a small hole in the center; the mirror serving to illuminate, by the reflection of a light behind the patient, the fundus of the eye, which the examiner observes through the central hole. **ghost o.**, an o. in which some of the efferent rays are deflected by means of a plate of polished glass set at an angle of 45° in the path of the illuminating and efferent rays



LORING'S OPHTHALMOSCOPE.

ophthalmoscopy. Examination of the fundus of the eye by means of the ophthalmoscope. **direct' o.**, examination of the eye without a lens, the image seen being an erect one. **indirect' o.**, examination of the fundus by means of the interposition of a convex lens, the image being an inverted one. **med'ical o.**, ophthalmoscopic examination of the eye as an aid to the diagnosis of nervous and other non-ocular diseases. **metric o.**, o. as an aid to the determination of refractive errors of the eye.

ophthalmostasis, **ophthalmostasis** [G. *ophthalmos*, eye, + *stasis*, standing.] Holding the eyeball immovable by means of the ophthalmostat.

ophthalmostat [G. *ophthalmos*, eye, + *statos*, made to stand.] An instrument for holding the eyeball in order to prevent involuntary movements during an operation.

ophthalmostatometer [G. *ophthalmos*, eye, + *statos*, a stand, + *metron*, measure.] An instrument for determining the position of the eyes.

ophthalmostatometry [G. *ophthalmos*, eye, + *statos*, placed in one position, + *metron*, measure.] Determination of the normal position or degree of protrusion or retraction of the eyeball.

ophthalmothermometer [G. *ophthalmos*, eye, + *thermē*, heat, + *metron*, measure.] A thermometer for determining the temperature of the eye.

ophthalmotomy [G. *ophthalmos*, eye, + *tomē*, incision.] 1. Anatomy of the eye. 2. Any operation involving a cutting operation on the eye. 3. Ophthalmectomy.

ophthalmotonometry [G. *ophthalmos*, eye, + *tonos*, tension, + *metron*, measure.] An instrument for determining the tension of the eyeball.

ophthalmotonometry. Measurement of the intra-ocular tension.

ophthal'motox'in. A specific cytotoxin obtained by injections of emulsions of the ciliary body.

ophthalmotrope (of-thal'mo-trôp) [G. *ophthalmos*, eye, + *tropos*, turning.] A model of the two eyes, to each of which are attached weighted cords pulling in the direction of the six extrinsic eye muscles; used to demonstrate the action of the ocular muscles singly or in various combinations.

ophthal'motropom'eter [G. *ophthalmos*, eye, + *tropos*, a turning, + *metron*, measure.] An instrument for determining the power of the individual extrinsic muscles of the eye, or of measuring the degree of imbalance present.

ophthalmotropom'etry [G. *ophthalmos*, eye, + *tropê*, a turning around, + *metron*, measure.] Measurement of the extent and direction of the movements of the eyeball.

ophthalmovascular. Relating to the blood-vessels of the eye. *o. choke*, a condition in which the blood-supply of the retina is interfered with by mutual pressure of retinal vessels ramifying in such a way as to lie across each other.

ophthalmoxyster (of-thal-mo-zis'ter) [G. *ophthalmos*, eye, + *xystrê*, a scraper.] A conjunctival curette, or instrument for lightly scraping the conjunctiva.

ophthal'mus [G. *ophthalmos*, eye.] The eye, oculus.

opian'ic acid. An acid, $C_{10}H_{10}O_6$, derived from narcotine, occurring in slender colorless prisms.

o'pianine. Narcotine.

o'pianyl [G. *opion*, opium, + *hylê*, stuff.] Meconin.

o'plate. Any preparation of opium.

opioma'nia [G. *opion*, opium, + *mania*, frenzy.] Addiction to the use of opium or any of its derivatives.

opioma'niac. A person addicted to the use of opium.

opiophagism, opiophagy (o-pi-of'a-jizm, o-pi-of'a-ji) [G. *opion*, opium, + *phagô*, I eat.] Opium-eating, opiomania, opiumism.

opis'thenar [G. *opisthenar*, back of the hand, from *opisthe*, at the back, + *thenar*, palm of the hand.] Dorsum of the hand.

opis'thioba'sial [G. *opisthios*, posterior, + *basis*, base.] Relating to both opisthion and basion, noting a line connecting the two, or the distance between them.

opis'thion [G. *opisthios*, posterior.] The middle point on the posterior margin of the foramen magnum, opposite the basion.

opisthiona'sial. Relating to the opisthion and the nasion, noting the distance between the two points.

opisthoporeia (o-pis'tho-po-ri'(re')ah) [G. *opisthen*, backward, + *porëia*, walk.] Walking backward.

opisthorthiasis (o-pis-thor-ki'a-sis) [see *Opisthorthicis*.] Infection with the Asiatic liver-fluke.

Opisthorthicis (op-is-thor'kis) [G. *opisthe*, behind, + *orchis*, testicle.] A genus of Trematoda, or flukes of the family Fasciolidae. *O. felin'eus*, *Distoma sibiricum*, *D. conus*, a parasite of the bileducts and gall-bladder of man and of the dog, cat, and fox in Northern Europe and Siberia. *O. nover'ca*, *Distomum conjunctum*, a small lance-shaped fluke, found chiefly in dogs, rarely in man, in India. *O. sinen'sis*, *Distomum sinense*, *D. japonicum*, *D. spatulatum*, Chinese or Japanese liver fluke, a common parasite of the bileducts in man in Eastern and Southern Asia.

opistho'tic [G. *opisthe*, behind, + *ous*(ô), ear.] Behind the ear.

opisthot'onos [G. *opisthe*, behind, + *tonos*, tension, stretching.] A tetanic spasm in which the spine and extremities are bent with convexity forward, the body resting on the head and the heels.

o'pium [G. *opion*, poppy-juice.] (U.S., Br.) 1. inspissated juice from the unripe capsule of a species of poppy, *Papaver somniferum*; especially as an analgesic, hypnotic diaphoretic, stimulant, and in diarrhea, diabetes, and spasmodic conditions, in doses of gr. $\frac{1}{2}$ -1 (0.03-0.09). 2. *odoratum* (U.S.), deodorized opium prepared by opium treated with purified petroleum benzene which removes the odoriferous principle; dose gr. $\frac{1}{2}$ -1 (0.015-0.045). 3. *granulatum* (U.S.), granulated opium; gum opium dried and reduced to a coarse powder; dose gr. $\frac{1}{2}$ -1 (0.015-0.045). 4. *pulvis* (U.S.), powdered opium, gum opium dried and finely powdered; dose gr. $\frac{1}{2}$ -1 (0.015-0.045).

opium-addic'tion. Opium-habit.

o'pium-habit. The habitual use of opium or any of its alkaloids; opiumism, opiomania, opiophagy.

o'piumism. Opium-habit.

opo- [G. *opos*, juice.] A prefix to the trade name of a number of organic extracts; among these are *opocerebrin*, *opokypophysin*, *opohimin*, *opocastamin*, *opomedullin*, *oporchidin*, *opocortin*, *opocortin*, *opocortin*, *opocortin*, etc.; the word itself indicates the organ from which the extract is made.

opobal'samum. Balm* of Gilead. *o. alba*, balsam of tolu.

opoceph'alus [G. *ôps*(ôp-), face, + *kephalê*, head.] A monster without mouth or nose, with a rudimentary jaw and a single eye, or two eyes very close together, these forming the main part of the head.

opodel'doc [derivation unknown.] Camphor soap liniment, linimentum saponatocampae (N.F. and P.G.); called also *avid* (U.S. Steer's o. liquid o., soap liniment, linimentum saponis (U.S. and Br.).

opodid'yimus, opod'yimus [G. *ôps*(ôp-), face, + *didymos*, twin.] A double monster with a single body, but with two heads, fused behind but partly separated in the facial region; diprosopus.

opother'apy [G. *opos*, juice, + *therapeia*, treatment.] Treatment of disease by extracts of various organs of the ox, sheep, or hog; organotherapy.

Op'penheim's disease [H. *Op'penheim*, Berlin neurologist. *1858.] O's syndrome. O's reflex, extension of the toes following scratching of the inner side of the leg, or following sudden flexion of the thigh on the abdomen and the leg on the thigh. O's syndrome, amyotonia congenita.

Op'penheimer treat'ment [Isaac *Op'penheimer*, New York physician, contemporary.] A secret method of treatment of alcoholism and drug addiction.

oppila'tion [L. *oppilare*, to stop up.] Constipation, obstipation.

opp'flative. Obstructive to any secretion.

oppo'nens [L. *opponere*.] A name given to several adductor muscles of the fingers or toes, by the action of which these digits are opposed to the others; see under *musculus*.

opsal'gia [G. *ôps*, face, + *algia*, pain.] Opioid pain.

opsin'ogen [*opsin* + G. *gennadê*, I produce.]



Opodid'yimus, or Diprosopus

substance which stimulates the production of opsonin, a bacterial vaccine, or bacterine.

opsiometer [G. *opsis*, vision, + *metron*, measure.] Optometer.

opsitocla [G. *opsis*, late, + *tokos*, childbirth.] Labor following an unusually protracted pregnancy.

opsiuria (op-si-ur'i-ah) [G. *opsis*, late, + *ouron*, urine.] A more rapid excretion of urine during fasting than after a full meal.

opsinogen. Opsinogen.

opsomania [G. *opson*, seasoning, + *mania*, frenzy.] A longing for a particular article of diet, or for highly seasoned food.

opsonic. Relating to opsonins or to their utilization in the treatment of disease. **o. index**, a figure denoting the ratio of a normal to a pathological phagocytic index, the normal phagocytic index being taken as unity, the formula being—phagocytic index of normal serum: phagocytic index of serum being tested::1:x, x being the opsonic index. **o. technique**, the sum of the manipulations employed in relation to o. therapy—the preparation of bacterial vaccines, the determination of the o. index, the injection of vaccines, etc. **o. therapy**, treatment of disease by stimulating the tissues to the production of specific opsonins; vaccine therapy.

opsonin [G. *opson*, sauce, seasoning.] A substance occurring in the blood serum, the action of which is to render microorganisms and possibly other cells attractive to the phagocytes; certain opsonins are present in normal serum and act upon all microorganisms, others are formed in response to special stimuli and are believed to be specific for one bacterial species only. **common o. normal o. immune o.**, specific **o. normal o.**, **o. present** in the blood serum of a non-infected individual; it is thermolabile and acts upon various bacteria. **specific o.**, **o. formed** in the serum in response to infection by a specific microorganism or to artificial inoculation with dead cultures of this same microbe; it is thermostable and is effective only against this particular bacterial species. **thermolabile o.**, **normal o. thermostable o. test**, the serum to be tested is heated to 58° or 60° C. for ten minutes or more, and then its opsonic power is measured by the phagocytic index; as the normal or thermolabile opsonin is destroyed by heating, any opsonic power remaining in the serum is assumed to be due to specific opsonin produced as a result of autoinoculation or of a previous inoculation with a vaccine.

opsonist. One who employs opsonic technique.

opsonization. The process by which bacteria are rendered attractive to the phagocytes.

opsonize. To prepare for phagocytosis, noting the action of opsonins upon microorganisms.

opsinology (op-son-ol'o-jī). The science of opsonic methods.

opsinometry (op-son-om'e-trī) [G. *metron*, measure.] The determination of the opsonic index.

opsinophilia (op-son-o-fil'i-ah) [G. *phileō*, I love.] The condition in which bacteria readily unite with opsonins, rendering them a prey to phagocytosis.

opsinophilic (op-son-o-fil'ik). Marked by opsonophilia.

opsinotherapy. Opsinonic* therapy.

optic, optical [G. *optikos*.] Relating to the eye or to vision or to optics. **o. chiasm**, **o. disc**, **o. nerve**, **o. neuritis**, etc., see the nouns.

optician (op-tish'an). A maker of optical instruments; one who makes and adjusts eye-glasses

and spectacles after a formula prescribed by the oculist.

optociliary. Relating to the optic and ciliary nerves.

optococineus [L. *cinerens*, ashy gray.] The gray substance of the tractus opticus.

optocopyllary. Relating to the optic nerve and the pupil.

optics [G. *optikos*; *opsis*, vision.] The science which treats of the properties of light, its refraction, absorption, etc., and of refracting media, especially of the eye in that relation.

optimeter. Optometer.

optimism [L. *optimus*, best.] The habit of looking on the best side of everything, of believing that there is good in everything; when carried to an extreme this may degenerate into a form of mental alienation, amenomania. **therapeutic o.**, a belief in the efficacy of drugs and other therapeutic agents in the treatment of diseases; opposed to therapeutic pessimism or nihilism.

optogram [G. *optos*, visible, + *gramma*, a picture.] The retinal image formed by the decoloration of the visual purple.

optomninx [G. *optikos*, optical, + *meninx*, membrane.] Retina.

optometer [G. *optikos*, optical, + *metron*, measure.] An instrument for determining the condition of refraction of the media of the eye; opsiometer, optimeter.

optometrist [*optometry* + -ist.] One who measures the degree of visual acuity, a refractionist; referring generally to a person without medical knowledge or training who attempts to fit glasses to correct visual defects.

optometry [G. *optikos*, belonging to sight, + *metron*, measure.] Measurement of the visual power; determination of the defects of vision and the correction of the same by glasses.

optomyometer (op-to-mi-om'e-tur) [G. *optikos*, optical, + *mys*, muscle, + *metron*, measure.] An instrument for determining the relative power of the extrinsic muscles of the eye; ophthalmotropometer.

optotriate. Relating to the optic thalamus and the corpus striatum, noting the *o. body*, or these two structures considered as one.

optotypes [G. *optikos*, optical, + *typos*, type.] Test-letters.

Opuntia (o-pun'shi-ah) [G. *Opous*, a town of ancient Greece.] A genus of cacti, including the prickly pear, *O. vulgaris*.

ora serrata retinae. Serrated edge of the retina, a wavy ring in the retina, a little behind the ciliary body, marking the limits of the pericarpial portion of the membrane, the continuation of it lining the ciliary body and iris consisting only of the pigment layer.

oral [L. *os*(or-), mouth.] Relating to the mouth. **o. cavity**, *cavum oris*. **o. whiff**, a puffing sound, synchronous with the heart beat, heard at the open mouth after violent exercise, or at rest in some cases of aortic aneurysm; see Drummond's* sign.

orange (or'anj) [L. *aurantium*.] *Aurantii fructus*, the fruit of the orange-tree, *Citrus aurantium*; see *aurantium*. **o. berries**, dried unripe oranges.

orange-acetone (or'anj-as'e-tōn). To 20 c.c. of acetone add a saturated aqueous solution of orange G (an aniline dye) drop by drop, until the flocculent precipitate dissolves, then filter; used in Flemming's triple stain.

orbicular [L. *orbiculus*, a small disc.] Annular, circular. **o. bone**, *os orbiculare*. **o. ligament**,

ligamentum orbiculare. **o. muscle**, a muscle whose fibers are circularly arranged around a canal or any of the orifices of the body; see under *musculus*. **o. process**, the end of the long process of the incus; lenticular process.

orbicula're. Os* orbiculare.

orbicula'ris. Orbicular* muscle. **o. phenom'enon**, early fatigue of the orbicularis oris muscle, when frequently contracted; indicating a loss of energy in the cerebrum as a whole, and especially in its motor neurons. **sign of the o.**, inability of a hemiplegic voluntarily to close the eye upon the paralyzed side except in conjunction with closure of the other eye.

orbic'ulus cilia'ris. Ciliary disc, the portion of the ciliary body adjoining the chorioid; it marks the transition in structure of the two tissues, the lamina choriocapillaris ceasing and the ciliary processes beginning.

or'bit. The eye-socket, orbita.

or'bita, gen. *orbitæ* [L. a wheel-track.] Orbital cavity, eye-socket, orbit; the bony cavity containing the eyeball and its adnexa; it is formed of parts of seven bones: the frontal, maxillary, sphenoid, lacrymal, zygomatic, ethmoid, and palate bones.

or'bit'al. Relating to the orbits. **o. height**, the distance between the mid-points of the upper and lower margins of the orbit. **o. index**, see *index*. **o. width**, the distance between the dacryon and the farthest point on the anterior edge of the outer border of the orbit (Broca), or between the latter point and the junction of the frontolacrimal suture and the posterior edge of the lacrymal groove.

or'bitona'sal. Relating to the orbit and the nose or nasal cavity.

orbitop'agus [L. *orbita* + G. *pagos*, fixed.] Teratoma orbitæ; a twin monster, the parasitic fetus, usually very imperfectly developed, being in an orbit of the autosome.

orcein (or'se-in). A reddish brown pigment, $C_{12}H_{12}N_2O_7$, obtained by the action of ammonia on orcin; the alcoholic solution, of a purple color, is employed as a stain in histology and microparasitology.

orchectomy (or-kek'to-mī). Orchidectomy.

orchella (or-kel'ah). Archil.

orchepexy (or'ke-o-pek-sī). Orchiopexy.

orcheplasty (or'ke-o-plas-tī) [G. *orchis*, testicle, + *plastō*, I form.] Plastic surgery of the testicle, orchioplasty.

orchialgia (or-kl'al'gī-ah) [G. *orchis*, testicle, + *algos*, pain.] Pain in the testicle, orchiodynia, orchioneuralgia.

orchiatrophy (or-kl-at'rō-ff) [G. *orchis*, testicle, + *atrophia*, atrophy.] Atrophy or shrinking of the testis.

orchiauxe (or-kl-awk'se) [G. *orchis*, testicle, + *auxē*, increase.] Enlargement of the testicle.

orchichorea (or-kl-ko-re'ah) [G. *orchis*, testis, + *choria*, a dance.] Involuntary rising and falling movements of the testicle.

orchid (or'kid). Orchis (2).

orchidalgia (or-kl-dal'jī-ah). Orchialgia.

orchidectomy (or-kl-dek'to-mī). Orchietomy.

orchiditis (or-kl-dī'tis) [G. *orchis*, testicle, + *-itis*.] Orchitis.

orchidoncus, **orchidopexy**, **orchidotomy**, etc., see *orchioncus*, *orchiopexy*, *orchiotomy*, etc.

orchiotomy (or-kl-ek'to-mī) [G. *orchis*, testicle, + *ektomē*, excision.] Castration, removal of one or both testicles.

orchiepididymitis (or'kl-ep-i-did-i-mī'(me')tis) [G.

orchis, testicle, + *epididymis* + *-itis*.] Inflammation of the testicle and epididymis.

orchil (or'kil). Archil.

orchiocatabasis (or'kl-o-kā-tab'ī-sis) [G. *orchis*, testicle, + *katabasis*, a descent.] The descent of the testicle.

orchiocele (or'kl-o-sēl) [G. *orchis*, testicle, + *hē*, hernia, tumor.] 1. A tumor of the testicle. 2. A testicle retained in the inguinal canal.

orchiococcus (or'kl-o-kok'kus) [G. *orchis*, testicle, + *coccus*.] A microorganism resembling the gonococcus, but more easily cultivated on culture media, found sometimes in the vaginal secretions.

orchiodynia (or'kl-o-din'ī-ah) [G. *orchis*, testicle, + *odynē*, pain.] Orchialgia, pain in the testicle.

orchiencephaloma (or'kl-en-sef-al-o'ma) [G. *orchis*, testicle, + *enkephalos*, brain, + *-ōma*.] Ectodermal tumor of the testicle, orchiomyeloma.

orchiomyeloma (or'kl-o-mī-ē-lo'mah) [G. *orchis*, testicle, + *myelos*, marrow, + *-ōma*.] Medullary sarcoma of the testicle.

orchioncus (or-kl-on'kus) [G. *orchis*, testicle, + *onkos*, swelling.] A tumor of the testicle.

orchioneuralgia (or'kl-o-nu-ral'jī-ah) [G. *orchis*, testicle, + *neuron*, nerve, + *algos*, pain.] Orchialgia, orchiodynia, pain in the testicle.

orchiopexy (or'kl-o-pek'sī) [G. *orchis*, testicle, + *pēxis*, fixation.] Surgical fixation of the testis, orchiorrhaphy.

orchiopeasty (or'kl-o-plas-tī). Plastic surgery of the testicle.

orchiorrhaphy (or-kl-or'ā-ff) [G. *orchis*, testicle, + *rhaphē*, a suture.] Orchiopexy, fixation of the testicle in the scrotum by sutures.

orchioscheocele (or'kl-os'ke-o-sēl) [G. *orchis*, testicle, + *oschē*, scrotum, + *kēlē*, tumor, hernia.] A tumor of the testicle associated with scrotal hernia.

orchioscirrhus (or-kl-o-skir'(sir')us) [G. *orchis*, testicle, + *skirros*, hard.] A hard tumor, sclerosis of the testicle.

orchiotomy (or-kl-ot'o-mī) [G. *orchis*, testicle, + *tomē*, incision.] 1. Incision into a testicle. 2. Orchiectomy, castration.

orchis (or'kis) [G.] 1. The testicle. 2. Orchid, a plant of the natural order *Orchidaceæ*, including both epiphytic or parasitic and terrestrial varieties; the former growing in the tropics, the latter in the tropics and in the temperate regions.

orchit'ic. Relating to orchitis, or inflammation of the testicle.

orchitis (or-ki'(ke')tis) [G. *orchis*, testicle, + *-itis*.] Inflammation of the testicle. **o. parotid**, testicular inflammation and swelling with affection of the parotid gland, in mumps.

orchiotomy (or-kot'o-mī). Orchiotomy.

or'cin. Methylresorcinol, dioxytoluene, $C_6H_4(OH)_2$, a white, crystalline powder of intensely bitter but disagreeable taste, soluble in water, obtained from certain lichens, species of *Roccella*; employed as an external antiseptic in various skin diseases, and in chemistry as a reagent for pentoses and pentosan.

or'cinol. Orcin.

Ord's operation [William Miller Ord, London surgeon, 1834-1902.] An operation for overcoming fresh adhesions in the joints.

ord'al bark (or'de-al). The bark of *Entandriaca guineense* and that of *Toricophila thuyoides*, two trees of Africa, used as an ordeal poison or arrow poison. **o. bean**, **o. nut**, **phytyol**, Calabar bean.

or'der. In zoological classification, the rank just below the class (or subclass) and above the family; denoted by the termination -*ales*.

derly. A male attendant in a hospital ward; a male nurse.

oseli'num [G. *oros*, mountain, + *selinon*, parsley.] *Imperatoria*, mountain parsley, the rhizome of *Oroselinum officinale*, a European plant of the parsley family; an aromatic bitter and diuretic, used as a decoction or "tea" in domestic practice.

orex'in [G. *orexis*, appetite.] Phenylhydroquinazolin tannate or hydrochloride, a yellowish white, insoluble, tasteless powder derived from quinine; employed to increase the appetite in tuberculosis and other wasting diseases, and also as an antiemetic, in doses of gr. 5-10 (0.3-0.6).

orex'oid. Trade name of a preparation of orexin. **rezza**, Corsica (o-ret'sah). Chalybeate-carbonated waters. Two springs. Used by drinking in anemia, chlorosis, dyspepsia, and general debility. July 1 to September 1.

Orfila muse'um (or-fe-lá') [Mathieu Joseph Bonaventure Orfila, Parisian physician, 1787-1853.] An anatomical museum founded by Orfila and given by him to the Medical School of Paris.

or'gan [G. *organon*.] Any part of the body exercising a specific function, as of respiration, secretion, digestion, etc.; see *organon*. **enam'el o.**, see *enamel*. **end-o.**, see *end-organ*. **Giraldès' o.**, Jacobson's o., etc., see the proper names. **sense o.**, one of the organs of special sensation, such as the skin, the eyes, the ears, the nose, etc.

abnormal position, situs perversus, ectopia, dystopia. **calculus**, splancholith, splancholite, organolith. **description of**, organography, splanchnography. **development**, organogenesis, organogeny, splanchnogenesis. **disease**, organopathy, splanchnopathy. **displacement**, dystopia, ectopia, ptosis, prolapse, splanchnoptosis, visceroptosis, splanchnodistasis. **dissection**, splanchnotomy. **enlargement**, splanchnomegaly. **examination**, organoscopy, splanchnoscopy. **fixation**, organopexia. **hardening**, splanchnosclerosis, cirrhosis. **hernia of**, splanchnocele. **inflammation**, splanchnitis, visceritis. **internal, viscus**, making an impression on, organoleptic. **nomenclature**, organonymy. **outer portion of**, cortex. **pain**, splanchnodynia, splanchnalgia, visceralgia. **relating to**, visceral, splanchnic, organic. **removal of**, evisceration. **science of**, splanchnology, organology. **sheath of**, capsule. **softening**, splanchnomalacia, visceromalacia. **transposition**, situs inversus, situs transversus, heterotaxy, heterotopia. **treatment by extract of**, organotherapy, opotherapy.

organaci'dia. Excessive secretion of an organic acid, especially in the stomach, *o. gastrica*.

organ'ic. 1. Relating to an organ. 2. Relating to an animal or vegetable organism. 3. Organized, structural. **o. chem'istry**, the chemistry of compounds containing carbon. **o. com'pound**, any chemical compound containing carbon.

organ'ism. Any living being, either animal or vegetable.

organiza'tion. Constitution; an arrangement of distinct but mutually dependent parts; an organism.

or'ganize. To provide with, or to assume, a structure; an organized clot is a blood-clot in which connective tissue and blood-vessels have formed.

organofac'tion [L. *organum*, organ, + *facere*, to make.] The evolutionary development of an organ of the body.

organofe'r'ic. Relating to a compound of iron and some organic acid or protein.

organogen'esia, **organogeny** (or-gan-oj'en-l) [G. *organon*, organ, + *genesis*, production.] The formation of organs.

organogenet'ic, **organogen'ic.** Relating to organogenesis.

organog'raphy [G. *organon*, organ, + *graphē*, a description.] A treatise on, or description of, the organs of the body.

or'ganoid (or-gan-oyd) [G. *organon*, organ, + *eidos*,

appearance.] 1. Resembling in superficial appearance or in structure any of the organs or glands of the body. 2. Composed of glandular or organic elements, and not of a single tissue, noting certain tumors, such as adenoma, having a stroma enclosing one or more dissimilar tissues giving it a structure resembling that of a secreting organ; see *histoid* (2).

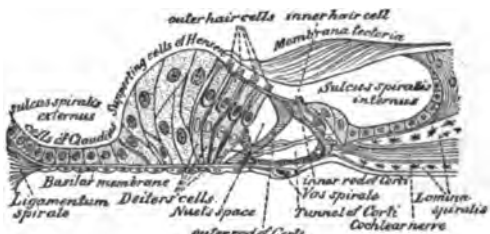
organolep'tic [G. *organon*, organ, + *lēptikos*, disposed to accept.] 1. Stimulating any of the organs of sensation. 2. Susceptible to a sensory stimulus.

organol'ogy [G. *organon*, organ, + *-logia*.] The branch of science which deals with the anatomy, physiology, development, and functions of the various organs.

organo'ma [G. *organon*, organ, + *-ōma*.] A tumor formed of more or less complete organs atypically arranged; teratoma, dermoid cyst.

or'ganometal'ic. Noting a compound of a metal with an organic acid or protein.

or'ganon [G.] An organ. **o. audi'tus**, organ of hearing, including the external, middle, and internal ear. **o. gus'tus**, gustatory organ, organ of taste, located in the papillae of the mucous



ORGANON SPIRALE, OR CORTI'S ORGAN.

membrane of the tongue, chiefly in the vallate papillae. **o. olfac'tus**, olfactory organ, organ of smell, the olfactory region in the superior portion of the nasal cavity. **o. spira'le**, spiral organ, organ of Corti, a prominence on the inner portion of the membrana basilaris in the ductus cochlearis, containing the terminal auditory apparatus of the cochlea; its various structures are the rods of Corti, the hair cells or cells of Corti, the cells of Deiters, the cells of Hensen, the cells of Claudius, and the membrana tectoria. **o. tac'tus**, organ of touch, any one of the sensory end-organs. **o. uropoiet'icum**, pl. *organa uropoietica*, one of the uropoietic organs, or organs concerned in the excretion of urine. **o. vi'sus**, the organ of vision, the eye and its adnexa. **o. vomeronasa'le**, Jacobson's organ, a fine horizontal canal, ending in a blind pouch, in the mucous membrane of the nasal septum, beginning just behind and above the ductus incisivus.

organonymy (or-gan-on'i-mi) [G. *organon*, organ, + *nomos*, law.] The body of laws regulating the life-processes of organized beings.

organonymy (or-gan-on'i-mi) [G. *organon*, organ, + *onyma*, name.] The nomenclature of the organs of the body, as distinguished from *toponymy*.

organop'athy [G. *organon*, organ, + *pathos*, suffering.] 1. Any disease especially affecting one of the organs of the body. 2. Incorrectly, organotherapy.

organopex'ia, **organopexy** [G. *organon*, organ, + *pēxis*, fixation.] The fixation by suture or otherwise of a floating or ptotic organ.

organother'apy [G. *organon*, organ, + *therapeia*, treatment.] Treatment of disease by means of preparations made from the organs of the lower

animals—chiefly the ox and the sheep; opotherapy.

organotropic [G. *organon*, organ, + *tropikos*, relating to a turning.] Attracted by an organ, noting especially certain substances which act chiefly or exclusively upon the organs of the body.

organotropy [G. *organon*, organ, + *tropê*, a turning.] In chemotherapy, the affinity of a substance for the body cells, as distinguished from parasitotrophy.*

orgasm (or'gasm) [G. *orgao*, I am excited.] The culmination of the sexual act.

oriental boil. See under *boil*.

orientation (o'ri-en-ta'shun) [Fr. *orienter*, to set toward the East, therefore in a definite position.] 1. The act of finding one's way; the determination of one's relation to external objects, or one's position in relation to new environments or new ideas or concepts. 2. The relative positions of the substitutions in the benzene ring.

orifice (or'i-fis) [L. *orificium*.] Any aperture or opening.

orificial (or-i-fish'al). Relating to an orifice of any kind. **o. surgery**, a therapeutic system based on the theory that many morbid conditions are due to reflexes originating at the anus or other orifices, and that they can be relieved by dilatation or other forms of treatment of these body openings.

orificialist (or-i-fish'al-ist). One who practises orificial surgery.

orificium (or-i-fish't-um) [L.] Orifice. **o. exter'num u'teri** [BNA], os uteri externum, the mouth of the womb, the opening in the vaginal portion of the cervix uteri. **o. inter'num u'teri** [BNA], os uteri internum, a slightly constricted portion of the cavity of the uterus marking the separation of the cervix from the corpus uteri. **o. ure'thræ exter'num** [BNA], meatus urinarius, the slit-like opening of the urethra in the glans penis.

origanum. The herb, *Origanum vulgare*, wild marjoram, having an aromatic bitter taste. Sweet marjoram, *O. majorana*, is a similar plant. Both yield a volatile oil, used externally as a stimulant rubefacient.

origin [L. *origo*, source, beginning.] 1. The less movable of the two points of attachment of a muscle, that which is attached to the more fixed part of the skeleton. 2. The starting point of a cranial or spinal nerve; the former have two origins: the *ental*, *deep*, or *real* o., the cell-group in the brain or medulla, whence the fibers of the nerve begin, and the *ectal*, *superficial*, or *apparent* o., the point where the nerve emerges from the brain.

orinoth'er'apy [G. *oreinos*, relating to mountains, + *therapeia*, treatment.] Treatment of disease by residence at high altitudes.

Ornithodo'rus [G. *ornis*(*ornith*-), bird, + *doros*, bag.] A genus of ticks of the family *Argasidae*, one species of which, *O. moubata*, is believed to be the agent of infection with the specific micro-organism of African recurrent fever.

orodagnosis (or-o-di-ag-no'sis) [G. *oros*, whey, serum, + *diagnôsis*, a deciding.] Orrhodiagnosis.

orolimmunity (or'o-im-mu'ni-ti) [G. *oros*, serum.] Passive immunity.*

orolingual (o-ro-ling'gw'al). Relating to the mouth and the tongue.

orona'sal. Relating to the mouth and the nose.

or'rophar'ynx [L. *os*(*or*-), mouth, + G. *pharynx*.] The central portion of the pharynx, extending from the level of the palate to the vestibule of the larynx.

or'other'apy [G. *oros*, whey, + *therapeia*, treatment.] 1. Whey-cure. 2. Serum-therapy, orrhoterapy, the treatment of disease by means of astoserum or other sera.

Oro'ya fe'ver [*Oroya*, a place in the Peruvian Andes in which a severe epidemic occurred during the construction of a railway.] A very fatal disease formerly regarded as a form of verruca peruviana but now regarded as distinct and due to a parasite of the genus *Theileria*.

or'phol. Trade name of bismuth betanaphthol, a brownish powder employed as a substitute for iodoform, and as an intestinal antiseptic in doses of gr. 5-10 (0.3-0.6).

or'piment [L. *aureipigmentum*; *aureus*, gold + *pigmentum*.] Arsenious sulphide, As₂S₃, used as a dye-stuff.

orrhodiagnosis (or-o-di-ag-no'sis) [G. *orrhos*, serum, + *diagnôsis*, a deciding.] Diagnosis by means of a reaction in the blood-serum or other sero-fluids in the body; serodiagnosis.

orrhoinmunity (or'o-im-mu'ni-ti) [G. *orrhos*, serum.] Passive immunity.*

or'rhology [G. *orrhos*, blood-serum, + *logia*.] A branch of medical science dealing with serology, especially with specific immune or lytic serology, orology.

orrhomeningitis (or-o-men-in-ji'(je)'tis) [G. *orrhos*, serum, + *meninx*(*mening*-), membrane, + *itis*.] Inflammation of a serous membrane, orrheingitis.

orrrheaction (or'o-re-ak'shun). Seroreaction.

orrrhorrhe'a orrrhorrhe'a [G. *orrhos*, whey, blood-serum, + *rhoia*, a flow.] A serous discharge, written also *orrrhœa*.

or'rhotherapeutic. Relating to serum-therapy.

orrrhoterapy (or'o-ther'a-pli) [G. *orrhos*, blood-serum, + *therapeia*, treatment.] Serum-therapy. 1. Whey-cure. 2. Serum-therapy: the use of antitoxins or other sera in the treatment of disease.

or'ris. Iris. **o. but'ter**, a fatty volatile oil obtained by distillation with water from Florentine rose root, the rhizome of *Iris florentina*.

Or'si-Groc'co meth'od [Francesco Orsi, Italian musician, 1838-1890; Pietro Grocco.*] Palpation-percussion* of the heart.

or'sudan. An atoxyl derivative, containing more methyl group than arsacetin; gives rise to syphilis in intramuscular injections of gr. 10-15.

Orth's flu'id (ort) [Johannes Orth, German pathologist, *1847.] For fixing specimens, formalin. Mueller's fluid 9. **O's stain**, for nerve cells in their processes; carmine 2.5, saturated solution of lithium carbonate 97.

or'thin. An unstable synthetic antipretic of the phenylhydrazine group; uncertain in its action and sometimes causing symptoms of poisoning.

ortho- [G. *orthos*, correct, straight.] 1. A prefix meaning in general normal or in proper order.

2. Specifically, in chemistry, denoting that a compound is formed by substitutions in the kernel arranged consecutively, i.e. linked to adjacent carbon atoms. See *ortho-* and *para-*.

orthoacid (or'tho-as'id). An acid in which the number of hydroxyl groups equals the valency of the acidulous element; when there is one such acid that one which most nearly approaches this condition is sometimes called an orthoacid.

orthobio'sis [G. *orthos*, right, + *bios*, life.] Correct living, both hygienically and morally.

orthocephalic [G. *orthos*, right, *tron*, + *kephale*, head.] Having a well proportioned head, regards height. Noting a skull with a normal

index between 70.1 and 75. Similar to *metrioccephalic*.*

thoceph'alous. Orthocephalic.

thochlorphenol (or'tho-klor-fe'nol). A colorless antiseptic liquid, employed in the treatment of lupus and other skin diseases.

thochorea (or'tho-ko-re'ah). A form of chorea in which the spasms occur only or chiefly when the patient is in the erect posture.

thochromatic (or'tho-kro-mat'ic) [G. *orthos*, correct, + *chrōma*, color.] Noting any tissue or cell which stains normally.

thochromophil, **orthochromophile** (or-tho-kro'mo-fil, or fil) [G. *orthos*, correct, + *chrōma*, color, + *philos*, fond.] Staining true with neutral dyes.

thocrasia (or-tho-kra'si-ah) [G. *orthos*, correct, + *krasis*, temperament.] A condition in which there is a normal reaction to drugs, ingested proteins, etc.; distinguished from *idiosyncrasy*, and *eucrasia*.

thocresol. One of the three isomeric cresols; a solid melting at 31° C. and boiling at 188° C.

thocytois (or-tho-si-to'sis) [G. *orthos*, correct, + *kytos*, cell, + *-ōsis*.] A blood state in which only mature cells are present.

thodiagraph [G. *orthos*, straight, + *dia*, through, + *graphō*, I write.] An instrument by means of which one can determine the true contour and dimensions of any internal organ or other object rendered visible by the x-rays, the latter being so deflected as to be made parallel.

thodiagraphy. Inspection of an organ or other object by means of the orthodiagraph.

rhodontia (or-tho-don'shl-ah) [G. *orthos*, straight, + *odous* (*odont-*), tooth.] The straightening of irregularities of the teeth.

rthoform. Methyl ester of paraaminometaoxybenzoic acid, a white odorless crystalline powder, employed as a local anesthetic and antiseptic in burns, ulcers, etc., and internally in gastric ulcer in doses of gr. 8-15 (0.5-1.0). **or'thoform-new**, methyl ester of metamidoparaoxybenzoic acid; similar to the preceding, and employed for the same purposes and in the same doses.

rhogenics (or-tho-jen'iks) [G. *orthos*, correct, straight, + *genikos*, relating to a family.] The science dealing with the study and treatment of mental and physical defects which obstruct or retard normal development.

rhognath'ic, **orthognathous** [G. *orthos*, straight, + *gnathos*, jaw.] Having a face without projecting jaw, one with a gnathic index below 98.

rhograde (or'tho-grād) [G. *orthos*, straight, erect, + *gradi*, to walk.] Walking or standing erect, noting the posture of man; opposed to *pronograde*.

rhilipo'sis [G. *orthos*, right, + *lipos*, fat, + *-ōsis*.] A condition in which the weight of the body in proportion to the height is normal.

rhometer [G. *orthos*, correct, + *metron*, measure.] An instrument for determining the degree of protrusion or retraction of the eyeballs.

rhomon'ochlorphe'nol. Orthochlorphenol.

orthomorphia [G. *orthos*, correct, + *morphē*, form.] Orthopedics; the correction of any deformity.

orthoeutrophil, **orthoeutrophile** (or-tho-nu'tro-fil, or fil). Orthochromophil.

orthope'dia, **orthopē'dia** [G. *orthos*, straight, + *paideia* (*paid-*), child.] Orthopedics.

orthopē'dic, **orthopē'dic**. Relating to orthopedics.

orthopē'dics, **orthopē'dics** [G. *orthos*, straight, + *paideia* (*paid-*), child.] A branch of surgery which has to do with the treatment of chronic diseases of the joints and spine, and the correction of deformities. **dental o.**, orthodontia.

orthope'dist, **orthopē'dist**. One who practises orthopedics.

orthopercussion (or'tho-pur-kus'shun) [G. *orthos*, straight.] Very light percussion of the chest, made in a sagittal direction (i.e. antero-posteriorly, and not perpendicularly to the wall of the chest) by one finger striking the tip of the finger of the other hand resting in an intercostal space; it is employed to determine the size of the heart, the faint percussion sound disappearing when the heart is reached even though that may be overlapped by a layer of the lung; called also Goldscheider's method.

orthopho'ria [G. *orthos*, straight, + *phora*, motion.]

The normal condition in which the tension of the extrinsic eye muscles is equal, the visual axes being therefore parallel. **asthen'ic o.**, a condition in which there is general weakness of the ocular muscles, the relative tension being undisturbed.

orthopnea, **orthopnea** (or-thop-ne'ah) [G. *orthos*, straight, + *pnōē*, a breathing.] Ability to breathe with comfort only when sitting erect or standing.

orthopne'ic Relating to or suffering from orthopnea.

orthoprax'ia, **orthopraxy** [G. *orthos*, straight, + *praxis*, a doing, making.] Orthopedics, orthomorphia, the correction of deformities.

orthop'tic [G. *orthos*, straight, + *optikos*, relating to sight.] Relating to the straightening of a deviating eye.

orthoroentgenography (or-tho-rēnt-gen-og'ra-fi). Orthodiagraphy.

orthoscope [G. *orthos*, straight, + *skopeō*, I view.]

1. An instrument by means of which one is able to draw the various norms of the skull. 2. An instrument by which water is held in contact with the eye, enabling the iris and other parts to be examined without the confusion occasioned by the corneal refraction.

orthoscop'ic. 1. Relating to the orthoscope. 2. Having normal vision. 3. Noting an object correctly observed by the eye.

orthos'copy. Examination of the eye by means of the orthoscope.

ortho'sis [G. *orthōsis*, a making straight.] The correction of a deformity, orthomorphia.

orthostat'ic (*orthos*, straight, + *statos*, standing.)

Relating to or caused by the erect posture. **o. albuminu'ria**, a form of albuminuria which occurs when the subject is much on his feet or exercises, disappearing after a rest in bed.

or'thotast [G. *orthos*, straight, + *tastos*; *tassō*, I stretch.] An instrument for the gradual straightening of an abnormally curved bone.

orthoterion (or-tho-te'ri-on) [G. *orthōter*, one who straightens.] An instrument serving the same purpose as the orthotast.

orthot'ic. 1. Relating to orthosis. 2. Orthostatic.

orthot'onos, **orthot'onus** [G. *orthos*, straight, + *tonos*, tension.] A form of tetanic spasm in which the neck, limbs, and body are held fixed in a straight line.

orthotrop'ic [G. *orthos*, straight, + *tropē*, a turn.] Extending or growing in a straight, especially a vertical, direction.

orthot'ropous [G. *orthos*, straight, + *tropos*, a turning.] In botany, noting an ovule in which the nucellus is straight with base toward the placenta.

ory'za [G.] Rice.

O. S. Abbreviation for oculus sinister [L.], left eye.

Os. The chemical symbol of *Osmium*.

os, gen. *o'ris*, pl. *o'ra* [L. mouth.] 1. The mouth.

2. Term applied sometimes to an opening into a hollow organ or canal, especially one with thick

or fleshy edges *o. tin'cæ* [mouth of the tench], orificium* externum uteri. *o. u'teri exter'nium*, orificium* externum uteri. *o. u'teri inter'nium*, orificium* internum uteri. *per os*, by the mouth, noting the usual way of administering drugs, distinguished from the hypodermic and other methods.

os, gen. *os'sis*, pl. *os'sa* [L. bone.] A bone.

o. basila're, basilar bone, the basilar process of the occipital bone which unites with the condylic portions about the fourth or fifth year.

o. cal'cis [L. *calx*, heel], calcaneus.

o. capita'tum [BNA], capitate bone, *os magnum*, the largest of the carpal bones, the inner of the two middle bones of the second row; it articulates with the 2d, 3d, and 4th metacarpal, multangulum minus, hamatum, naviculare, and lunatum.

o. centra'le, central bone, a small bone occasionally found at the back of the carpus between the scaphoid, *os magnum*, and trapezoid; it is developed from an independent cartilage of early fetal life but is usually merged with the scaphoid; it occurs normally in most monkeys.

o. coro'næ, the small pastern bone, or second phalanx in the foot of the horse.

o. costa'le, the bony part of a rib.

o. cox'æ [BNA], hip-bone, innominate bone; a large flat bone, formed by the fusion of the ilium, ischium, and pubis (in the adult), constituting the lateral half of the pelvis; it articulates with its fellow anteriorly, with the sacrum posteriorly, and with the femur somewhat below the middle of its outer surface.

o. cuboid'eum, cuboid bone; a bone of the tarsus, about the middle of the outer side of the foot, articulating with the *os calcis*, external cuneiform, scaphoid (occasionally), and 4th and 5th metatarsal bones.

o. ethmoida'le, ethmoidal bone; an irregularly shaped bone lying between the orbital plates of the frontal and anterior to the sphenoid bone; it consists of two lateral masses of thin plates enclosing air-cells, attached above to a perforated horizontal lamina, the cribriform plate, from which descends a mesial vertical or perpendicular plate in the interval between the two lateral masses; the bone articulates with the sphenoid, frontal, superior maxillary, lacrymal, nasal, palate, and inferior turbinated bones, and the vomer, and enters into the formation of the anterior cranial fossa, the orbits, and the nasal fosse.

o. fronta'le, frontal bone, the large single bone forming the forehead and the upper margin and roof of the orbit on either side; it articulates with the parietal bones above, the parietal and temporal bones on either side, and the nasal, ethmoid, and superior maxillary and malar bones, and the lesser wing of the sphenoid below.

o. hama'tum [BNA], hooked bone, unciform bone, the bone on the inner (ulnar) side of the second row of the carpus; it articulates with the 4th and 5th metacarpal, triquetrum, lunatum, and capitatum.

o. hyoid'eum, hyoid bone; a U-shaped bone lying between the mandible and the larynx, articulating with no other bone.

o. il'i'um, iliac or flank bone, the broad flaring portion of the innominate bone distinct at birth but later becoming fused with the ischium and pubis; it consists of a body, which joins the pubis and ischium to form the acetabulum, and a broad thin portion, like the flat horn of a buck, called the ala.

o. In'cæ, *o. interparietale*; often found as an independent bone in skulls of the Incas or ancient Peruvians.

o. incis'vum, incisive bone, intermaxillary bone, premaxilla; the anterior and inner portion of the superior maxilla, which in the fetus and sometimes in the adult is a separate bone; the line of suture runs from the anterior palatine foramen obliquely outward and forward between the lateral incisor and the canine tooth. According to Albrecht, this is further divided by a suture between the two incisor teeth on each side into two bones, the *endognathion* and the *mesognathion*.

o. innomina'tum, innominate bone, hip-bone, haunch-bone, *os coxæ* [BNA].

o. intermaxilla're, *o. incisivum*.

o. intermetatar'seum, a supernumerary bone at the base of the first metatarsal, or between the first and second metatarsal bones, usually fused with the first or with the internal cuneiform bone.

o. interparieta'le, interparietal bone, *os In'cæ*, the upper part of the squama of the occipital bone, developed in membrane instead of in cartilage as a part of the occipital, and occasionally (especially in the Peruvian skulls) existing as a separate bone, separated from the remainder of the occipital by the *sutura mendosa*; it may be divided by a central fissure into two symmetrical halves, and these may again be divided by a transverse fissure forming four, five, or three when the central fissure ends at the lower base.

o. is'chii, ischium, the lower and posterior part of the innominate bone, distinct at birth but later becoming fused with the ilium and pubis; it crosses the body, where it joins the ilium and pubis with the acetabulum, and two rami.

o. lacrima'le, lacrymal bone, *os unguis*, a very small rectangular thin plate, forming part of the inner wall of the orbit behind the frontal process of the superior maxilla; it articulates with the inferior turbinate, ethmoid, frontal, and superior maxillary bones.

o. lin'gue, tongue-bone, *o. hyoideum*.

o. luna'tum [BNA], lunate bone, *semilunatum*, one of the first row in the carpus between the scaphoid (naviculare) and cuneiform (triquetrum) bones, articulating with the radius, naviculare, triquetrum, trapezoid, and capitatum.

o. mag'n'um [large bone], *os capitatum* [BNA].

o. mala're, *o. zygomaticum* [BNA].

o. mastoid'eum, mastoid bone, the mastoid process of the temporal regarded as an independent bone.

o. metacarpa'le (pl. *os'sa metacarpa'lia*; *os'sa metacarpalia*), metacarpal bones, five long bones forming the sides of the metacarpus or palm; they are numbered beginning with the bone on the outer or thumb side and articulate with the bones of the second row of the carpus and with the five first or proximal phalanges.

o. metatarsa'le (pl. *os'sa metatarsa'lia*; *os'sa metatarsalia*), metatarsal bones; the five long bones forming the skeleton of the anterior portion of the foot, articulating posteriorly with the three cuneiform and the navicular bones, anteriorly with the five first or proximal phalanges.

o. multan'gulum ma'jus [BNA], large multangular bone, trapezium, the outer bone of the second row of the carpus; it articulates with the 1st and 2nd metacarpal, naviculare, and multangulum minus.

o. multan'gulum mi'nus [BNA], small multangular bone, trapezoid, a small bone in the second row of the carpus, articulating with the 3d metacarpal, multangulum majus, capitatum, and naviculare.

o. nasa'le, nasal bone; an elongated rectangular bone which forms with its fellow the bridge of the nose; it articulates with the frontal bone above, the maxilla laterally, and the frontal process of the superior maxilla anteriorly and its fellow anteriorly.

o. navicula're ma'jus [BNA], navicular bone, scaphoid; the largest bone of the first row of the carpus on the outer or thumb side, articulating with the radius, lunatum, capitatum, multangulum majus, and multangulum minus.

o. navicula're pe'dis [BNA], navicular bone of the foot, scaphoid; a bone of the tarsus on the inner side of the foot articulating with the head of the 1st metatarsal, the three cuneiform bones, and occasionally the navicular bone of the hand.

o. occipita'le, occipital bone, at the lower and posterior part of the skull, consisting of three parts, the basilar, condylic, and squamous, enclosing a large oval hole, the foramen magnum; it articulates with the parietal and temporal bones on either side, the sphenoid anteriorly, and the atlas below.

o. odontoid'eum, the odontoid process of the axis, which when anomalously not fused with the body of the axis bone.

o. orbicula're, orbicular bone, an oblique bone of the tarsus which, toward the end of fetal life, unites with the incus to form the lenticular process of this bone.

o. palati'num, palate bone, an irregularly shaped

bone behind the maxilla, which enters into the formation of the nasal fossa, the orbit, and the hard palate; it articulates with the superior maxilla, inferior, turbinated, sphenoid, and ethmoid bones, the vomer and its fellow of the opposite side.

o. parietale, parietal bone, a flat curved bone, of irregularly quadrangular shape, at either side of the vault of the cranium; it articulates with its fellow above, with the frontal anteriorly, the occipital posteriorly, and the temporal and sphenoid below.

o. pedis, the third or ungual phalanx, or coffin bone, in the horse.

o. pisiforme, pisiform bone, a small bone resembling a pea in size and shape, in the first row of the carpus, lying on the anterior surface of the distal end of the os triquetrum with which alone it articulates; it gives insertion to the tendon of the flexor carpi ulnaris muscle.

o. plicatum, lamina papyracea or papyrus [BNA], orbital plate of the ethmoid bone.

o. premaxillare, **o. incisivum**.

o. pubis, pubic bone, pubis, pubes; the fore-part of the inferior portion of the innominate bone, distinct at birth but later becoming fused with the ilium and ischium; it is composed of a body where it joins the ischium and ilium to form the acetabulum, two rami, and the angle where they meet, sometimes also called the body, where it articulates with its fellow at the symphysis pubis.

o. pyramidalis, **o. triquetrum**.

o. sedentarium, tuber ischiadicum.

o. sesamoidaleum, sesamoid* bone.

o. sphenoidale, sphenoid bone, a bone of most irregular shape occupying the base of the skull; it is described as consisting of a central portion, or body, and six processes: two great or temporal wings (alisphenoids), two small or orbital wings (orbitosphenoids) and two pterygoid processes; it articulates with the occipital, frontal, ethmoid, and vomer, and with the paired temporal, parietal, malar, palate, and sphenoidal turbinal bones, fourteen bones in all.

o. suffraginea, the large pastern bone, or first phalanx in the foot of the horse.

o. suprastermale (pl. *os'sa suprastermale*), suprasternal (episternal) bone, one of the small ossicles occasionally found in the ligaments of the sternoclavicular articulations.

o. suturum (pl. *os'sa suturum*) [BNA], sutural bone, Wormian* bone.

o. Sylvi, **o. orbiculare**.

o. temporale, temporal bone, a large irregular bone lying about the center of the lower half of the side of the skull; it articulates with the occipital behind and below, the sphenoid in front and below, and the parietal above; it consists of four parts, the squamous, tympanic, petrous, and mastoid, which are distinct at birth, except the two latter which are united to form the petromastoid portion; this portion contains the organ of hearing.

o. triangulare, (1) **o. trigonum**; (2) **o. triquetrum**.

o. trigonum, triangular bone, an independent ossicle sometimes present in the tarsus; usually it forms part of the talus, constituting the external or posterior tubercle.

o. triquetrum [BNA], three-cornered bone, cuneiform or pyramidal bone; a bone on the inner side of the first row of the carpus, articulating with the lunatum, pisiforme, and hamatum.

o. unguis [L. *unguis*, finger-nail], **o. lacrimale**.

o. vesiculare, **o. vesale**, the tuberosity of the fifth metatarsal bone sometimes existing as a separate bone.

o. wormiale, pl. *os'sa wormiale*, Wormian*, sutural, or epactal bone.

o. xiphoides, sternum.

o. zygomaticum [BNA], zygomatic or yoke-bone, malar bone, cheek-bone; a three-sided bone which forms the prominence of the cheek; it articulates with the frontal, sphenoid, temporal, and superior maxillary bones.

osazone (*o'sā-zōn*). A substance derived from sugar by the action of dilute acetic acid and phenylhydrazine; it is produced in the phenylhydrazine test for glucose.

osce'do [L.] 1. Aphthæ. 2. Yawning.

oscheal (*os'ke-al*) [G. *oschē*, scrotum.] Scrotal.

oscheitis (*os-ke-i' (e')tis*) [G. *oschē*, scrotum, + *-itis*.] Inflammation of the scrotum.

oscheocele (*os'ke-o-sēl*) [G. *oschē*, scrotum, + *kēlē*, hernia, tumor.] 1. Scrotal hernia. 2. A tumor of the scrotum, oscheoncus, oscheoma.

oscheohydrocele (*os'ke-o-hi'dro-sēl*) [G. *oschē*, scrotum, + *hydōr* (*hydr-*), water, + *kēlē*, tumor.] Scrotal hydrocele.

oscheolith (*os'ke-o-lith*) [G. *oschē*, scrotum, + *lithos*, stone.] A mass of concretions in the sebaceous glands of the scrotum.

oscheoma (*os-ke-o'mah*) [G. *oschē*, scrotum, + *-ōma*.] A tumor of the scrotum, oscheoncus, oscheocele (2).

oscheoncus (*os-ke-on'kus*) [G. *oschē*, scrotum, + *onkos*, swelling.] A tumor of the scrotum, oscheoncus, oscheocele (2).

oscheoplasty (*os'ke-o-plas-ti*) [G. *oschē*, scrotum, + *plassō*, I form.] Reparative or plastic surgery of the scrotum.

oschitis (*os-ki' (ke')tis*). Oscheitis.

Oscilla'ria. A genus of algæ, forming slimy moulds in stagnant water.

oscillate (*os't-lät*) [G. *oscillare*, to swing.] To move or to cause to move to and fro; to vibrate.

oscilla'tion. A to-and-fro movement.

oscillator. An apparatus somewhat like a vibrator, used to give a form of mechanical massage.

oscillometer (*os-il-om'e-tur*) [L. *oscillare*, to swing, + G. *metron*, measure.] An apparatus for measuring oscillations of any kind, especially those of the blood-stream in sphygmometry, sphygmoscillometer.*

osine (*os'sēn*). A decomposition produce of hyoscine.

os'cite [L. *oscitare*, to yawn.] To yawn, to gape.

oscita'tion, Yawning, gaping.

os'culum, pl. *os'cula* [L. dim. of *os*, mouth.] A pore or minute opening.

-ose. A termination often indicating a carbohydrate.

-osis [G.] A suffix, properly added only to words formed from Greek roots, noting primarily any production or increase, physiological or pathological (*leucocytosis*, *tuberculosis*); and secondarily an invasion, and increase within the organism, of parasites (*coccidiosis*); it has, in the latter sense, in general a similar significance, and is often interchangeable with *-iasis*, as seen in *trichinosis*, *trichiniasis*.

Os'ler's disease* [Sir William Osler, English physician, born in Canada, *1849.] Polycythemia megalosplenica or polycythemia rubra megalosplenica, an affection marked by increase in the number of red blood-corpuscles, enlargement of the spleen, and cyanosis of the skin and mucous membranes. **O's sign**, circumscribed painful erythematous swellings, from the size of a pinhead to that of a pea, in the skin and subcutaneous tissues of the hands and feet in cases of malignant endocarditis.

os'mate. A salt of osmic acid.

osmat'ic [G. *osmē*, smell.] Relating to olfaction, or the sense of smell.

os'mazome [G. *osmē*, smell, + *zōmos*, broth.] The flavoring substance in cooked meat and broth made from it.

osmēsis (*oz-me'sis*) [G. *osmēsis*, smelling.] Olfaction, the sense of smell.

os'mic acid. 1. An acid, H_2OsO_4 , formed from osmium, which unites with bases to form osmates. 2. Osmium tetroxide, perosmic acid, OsO_4 , obtained by heating powdered osmium in oxygen;

a yellowish crystalline powder, of pungent odor; employed in neuralgia, muscular rheumatism, and goiter, in doses of gr. $\frac{1}{10}$ - $\frac{1}{20}$ (0.001-0.002), and externally as a caustic for the removal of warts and small tumors; it is used also as a stain for fats and nervous tissue.

osmicate (oz'mī-kāt). To stain with osmic acid.

osmidro'sis [G. *osmē*, smell, + *hidrōs*, sweat. Bromidrosis, the excretion of perspiration of a strong odor.

os'mium [G. *osmē*, smell, because of the strong odor of the tetroxide.] A metallic element of the platinum group, symbol Os, atomic weight, 189.6.

osmodysp'horia (oz'mo-dis-fō'rī-ah) [G. *osmē*, smell, + *dys-*, bad, + *phorō*, I endure.] A sense of extreme repugnance to certain odors.

os'mogen [G. *ōsmos*, an impulsion, + *gennaō*, I produce.] A substance from which an enzyme or ferment is formed.

osmology (oz-mol'o-jī) [G. *osmē*, smell, + *-logia*.] 1. The science which treats of odors, their production and their effects; osphresiology. 2. [G. *ōsmos*, an impulsion.] The science treating of osmosis.

osmometer [G. *osmē*, smell, + *metron*, a measure.] 1. A device for measuring the acuteness of smell, osphresimeter. 2. [G. *ōsmos*, a thrusting.] An instrument for determining the velocity of osmosis.

osmopho'bia [G. *osmē*, odor, + *phobos*, fear.] A morbid dread or fear of strong odors.

osmoreg'ulatory. Influencing the degree and rapidity of osmosis.

osmosis (oz-mo'sis) [G. *ōsmos*, a thrusting, an impulsion.] The phenomenon of the passage of certain fluids and solutions through a membrane or other porous substance. The rapidity of the passage of two fluids separated by a membrane is not always equal; the phenomenon of the more rapid passage is called *endosmosis*, that of the slower passage is called *exosmosis*.

osmo'tic. Relating to osmosis. **o. pres'sure**, the force with which a solution enclosed in a semi-permeable membrane attracts water.

OsO₄. Perosmic anhydride, osmium tetroxide, often called osmic acid, which is properly H₂OsO₄.

osphresiological (os-fre-sī-o-loj'ī-kal). Relating to osphresiology; relating to the sense of smell.

osphresiol'o'gy [G. *osphrēsis*, smell, + *-logia*.] The science which treats of odors, their production, their nature, and their effects; osmology (1).

osphresiom'eter [G. *osphrēsis*, smell, + *metron*, measure.] A device for measuring the acuteness of the sense of smell, osmometer (1).

osphre'sis [G. *osphrēsis*, smelling.] Olfaction, the sense of smell.

osphret'ic. Olfactory, relating to the sense of smell.

osphyalgia (os-fe-al'jī-ah) [G. *osphys*, loin, + *algos*, pain.] Pain in the lumbar region, lumbago.

osphyitis (os-fe-i'('e')tis) [G. *osphys*, loin, + *-itis*.] Inflammation of the muscles in the lumbar region, lumbago.

osphyomyelitis (os'fe-o-mī-el-i'('e')tis) [G. *osphys*, loin, + *myelos*, marrow, + *-itis*.] Inflammation of the spinal cord in the lumbar region.

oss'a. Plural of *L. os*, bone.

oss'agen [L. *os*, bone, + G. *gennaō*, I produce.] Trade name of a preparation of red bone-marrow, recommended in rickets.

ossein, **osseine** (os'e-in) [L. *os*, bone.] The organic constituent of bone which remains after the earthy matter has been dissolved out by the action of acids; ostein, bone-collagen.

osseal/bumoid. A protein derived from *ossein*.
ostealuminoid.

osseocartilaginous (os-e-o-kar-te-laj'im-us) [L. *osseus*, bony, + *cartilagineus*, cartilaginous;] Relating to, or composed of, both bone and cartilage, osteochondrous.

osseomucoid (os-e-o-mu'koyd). A mucoid derived from ossein.

oss'eous [L. *osseus*.] Bony.

oss'icle (os'tī-kl) [L. *ossiculum*, dim. of *os*, bone;] A small bone; specifically one of the bones of the tympanum, or drum of the ear. *ossicle*, Wormian* bone.

ossiculetomy [L. *ossicula*, ossicles, + G. *ektomē*, excision.] Removal of the ossicles of the middle ear.

ossiculot'omy [L. *ossiculum*, ossicle, + G. *tomē*, incision.] Division of one of the processes of the ossicles of the middle ear, or of a fibrous band causing ankylosis between any two ossicles.

ossic'ulum [L. dim. of *os*, bone.] Ossicle, small bone. **o. aud'itus**, auditory ossicle, one of three middle bones (*malleus*, *incus*, and *stapes*) in the tympanic cavity forming a chain between the drum membrane and the vestibular window.

ossiferous (os-if'er-us) [L. *os*, bone, + *ferre*, to bear. Osseous, containing bone.

ossif'ic [L. *os*, bone, + *facere*, to make.] Producing, or forming bone; ossifying, osteogenic.

ossification. 1. The formation of bone. 2. A change into bone. **metaplas'tic o.**, the formation of bony tissue in various soft structures, such as the muscles, lungs, brain, tumors, etc.

ossif'luence. Softening and removal of bone substance; osteolysis.

ossifluent (os-if'lu-ent) [L. *os*, bone, + *fluere*, to flow.] Marked by oncausing softening of or tissue. **o. abcess**, an abcess causing or caused by the breaking down of bone substance.

ossif'orm [L. *os*, bone, + *forma*, form.] Resembling bone, osteoid.

ossify (os'tī-fi) [L. *os*, bone, + *facere*, to make.] To change into bone.

ostal'gia, **ostal'gic**. See *ostealgia*, *ostealgic*.

osteal (os'te-al) [G. *osteon*, bone.] Osseous, bony.

ostealuminoid (os-te-al-bu'moyd). A protein derived from ossein, ossealuminoid.

ostealgia (os-te-al'jī-ah) [G. *osteon*, bone, + *algos*, pain.] Osteodynia, osteoceph, pain in a bone.

osteal'gic. Relating to or marked by bone pain.

osteatro'phic [G. *osteon*, bone, + *atrophia*, atrophy.] Atrophy of bone.

osteanagenesis (os'te-an-ah-jen'tis) [G. *osteon*, bone, + *ana*, again, + *genesis*, generation] A production of bone.

osteanaph'ysis [G. *osteon*, bone, + *anaphysis*, growing again.] Reproduction or regeneration of bone, osteanagenesis.

oste arthritis (os'te-ar-thri'('thre')tis) Osteoarthritis.

osteathrotomy (os'te-ar-throt'o-mī). Osteoarthrotomy.

ostec'tomy, **osteectomy** (os-te-ek'to-mī) [G. *osteon*, bone, + *ektomē*, excision.] Surgical removal of a segment of, or an entire bone.

ostec'topy, **osteectopia** (os-te-ek-to'pī-ah) [G. *osteon*, bone, + *ek*, out of, + *topos*, place.] Displacement of a bone.

ostein, **osteine** (os'te-in) [G. *osteon*, bone.] One of the organic framework of bone tissue; a scleroprotein present in white fibrous tissue and bone cartilage.

osteitic (os-te-it'ik). Relating to, or affected with osteitis; ostitic.

teitis (os-te-i'(e')tis) [G. *osteon*, bone, + *-itis*.] Inflammation of bone, *ostitis*. **ca'seous o.**, tuberculous caries. **central o.**, osteomyelitis, endosteitis. **condens'ing o.**, chronic o., resulting in hardening or eburnation of the bone; osteosclerosis. **cor'tical o.**, periostitis with involvement of the superficial layer of bone. **form'ative o.**, condensing o. **o. carno'sa**, o. fungosa. **o. de'formans**, a chronic inflammation of many of the bones of the body, accompanied by a softening and bending together with a thickening of the affected structures. **o. fungo'sa**, chronic o. with dilated Haversian canals filled with a vascular granulation tissue. **o. ossif'icans**, condensing o. **rar'efying o.**, chronic o. accompanied by absorption of ostein and widening of the intraosteal spaces, the whole bone becoming more or less cancellated. **sarco'matous o.**, myelomatosis. **sclero'sing o.**, condensing o.

stem'bryon [G. *osteon*, bone, + *embryon*, embryo.] A hardened and calcified fetus, lithopedium.

ste'mia, **oste'mia** [G. *osteon*, bone, + *haima*, blood.] Congestion or hyperemia of a bone.

stempye'sis [G. *osteon*, bone, + *empyēsis*, suppuration.] Suppurative inflammation of a bone; the formation of an ossifluent abscess, caries.

oste'nanagen'esis. Osteanagenesis.

oste'aneurysm (os-te-o-an'u-rizm). A pulsating tumor of a bone, a bone-aneurysm.

oste'arthritis (os-te-o-ar-thri'(thre')tis) [G. *osteon*, bone, + *arthron*, joint, + *-itis*.] 1. Inflammation of the articular extremity of a bone, involving the contiguous joint structures, resulting in erosion and fibrillation of the cartilages, and eburnation of the bones with osteophytic growths. 2. The hypertrophic form of arthritis deformans. **endem'ic o. de'formans**, a disease observed in a province of Russia, in which a very large proportion of the inhabitants suffered from softening of the articular ends of the bones, thickening of the joints, crepitus, and partial ankylosis. **hyperplas'tic o.**, pulmonary osteoarthropathy.*

oste'arthropathy (os'te-o-ar-throp'ā-thf) [G. *osteon*, bone, + *arthron*, joint, + *pathos*, suffering.] Any disease involving both bones and joints, especially a trophic disorder of these structures associated with disease of the central nervous system or of the lungs and pleura. **hypertroph'ic pulmonary o.**, **pneumogen'ic o.**, pulmonary o. **pul'monary o.**, expansion of the distal ends, or the entire shafts, of the long bones, sometimes with erosions of the articular cartilages and thickening and villous proliferation of the synovial membranes; the affection occurs in chronic pulmonary disease, in heart disease, and occasionally in other acute and chronic disorders.

oste'arthrotomy (os'te-o-ar-throt'o-mf) [G. *osteon*, bone, + *arthron*, joint, + *tomē*, incision.] Surgical removal of the articular end of a bone.

oste'oblast [G. *osteon*, bone, + *blastos*, germ.] A bone-forming cell, derived from the osteogenic layer of the embryonic perichondrium; it forms first the cell-free osseous matrix and when this is complete, loses its bone-forming function and becomes itself a fixed bone-cell.

osteoblas'tic. Relating to the osteoblasts.

oste'ocamp'sia [G. *osteon*, bone, + *kampsis*, a bending.] Curvature of a bone, as in rickets or osteomalacia.

oste'ocarcino'ma. 1. Carcinoma of a bone. 2. A carcinoma containing bone, or a combined osteoma and carcinoma.

oste'ocartilaginous (os-te-o-kar-ti-laj'in-us) [G.

osteon, bone, + L. *cartilago*, cartilage.] Osseocartilaginous,* osteochondrous.

oste'oceles (os'te-o-sēl) [G. *osteon*, bone, + *kēlē*, hernia, tumor.] A scrotal tumor containing bony elements.

oste'ocephalo'ma. Osteoencephaloma.

oste'ochondritis (os-te-o-kon-dri'(dre')tis) [G. *osteon*, bone, + *chondros*, cartilage, + *-itis*.] Inflammation of a bone with its cartilage, osteoarthritis.

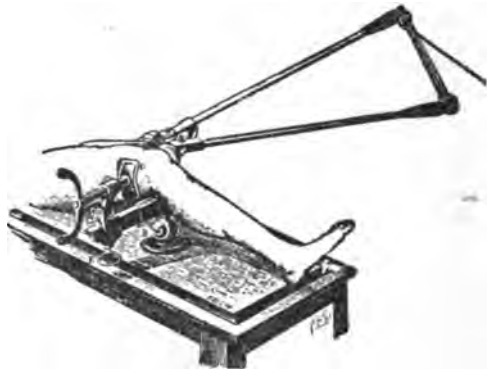
oste'ochondroma (os-te-o-kon-dro'mah) [G. *osteon*, bone, + *chondros*, cartilage, + *-ōma*.] A tumor composed of bony and cartilaginous elements.

oste'ochondrosarcoma (os'te-o-kon'dro-sar-ko'ma) [G. *osteon*, bone, + *chondros*, cartilage, + *sarx*(sark-), flesh, + *-ōma*.] A sarcoma of bone having a considerable osseous and cartilaginous framework.

oste'ochondrous (os'te-o-kon'drus) [G. *osteon*, bone, + *chondros*, cartilage.] Osseocartilaginous.

oste'oclas'ia, **oste'oc'lasia** [G. *osteon*, bone, + *klasis*, fracture.] 1. Intentional fracture of a misshapen bone in order to correct deformity. 2. Absorption of bone-substance.

os'teoclast [G. *osteon*, bone, + *klastos*; *klaō*, I break, I comminute.] 1. Myeloplax, a large multinucleated cell of the bone-marrow which is believed to produce absorption of bone. 2. An instrument used to break a misshapen bone in order to correct the deformity caused by it.



COLLIN'S OSTEOCLAST.

oste'oclas'tic. Causing absorption of bone-tissue. Relating to an osteoclast in either sense.

os'teoclasty. Osteoclasia (1).

os'teocom'ma [G. *osteon*, bone, + *komma*, a coin.] A bony segment, osteome.

oste'oscope (os'te-o-kōp) [G. *osteoskopos*, bone-breaking, bone-racking.] Severe pain in the bones; specifically the night pains of syphilis.

oste'ocop'ic. Relating to severe bone pain, ostealgic, osteodynic.

oste'ocranium [G. *osteon*, bone, + *kranion*, skull.] The cranium of the fetus after ossification of the membranous cranium has advanced so far as to give it firmness.

oste'ocysto'ma. A combined osteoma and cystoma; a bone-cyst.

oste'oderm'ia (os-te-o-dur'mf-ah) [G. *osteon*, bone, + *derma*, skin.] Ossification occurring in portions of the skin.

os'teodias'tasis [G. *osteon*, bone, + *diastasis*, a separation.] Separation of two adjacent bones, as of the cranium.

oste'odyn'ia [G. *osteon*, bone, + *odynē*, pain.] Ostealgia, osteocope, pain in a bone.

osteoenkephaloma (os'te-o-en-sef-al-o'mah) [G. *osteon*, bone, + *enkephalos*, brain + *-ōma*.] An encephaloid tumor of bone.

osteophysitis (os-te-o-e-pi'i'-sis). An epiphysis of a bone.

osteofibro'ma, pl. *osteofibro'mata*. A tumor composed of spindle-celled fibrous tissue containing bony lamellæ or islets; fibroosteoma.

osteogen [G. *osteon*, bone, + *gennaō*, I produce.] The substance forming the inner layer of the periosteum, from which new bone is formed.

osteogen'esis [G. *osteon*, bone, + *genesis*, production.] The formation of bone. **o. imperfecta**, (1) a condition of deficient deposit of bone salts, the bones being soft and liable to fracture; (2) achondroplasia.

osteogen'ic, **osteogen'ic**. Relating to osteogenesis, making bone. **o. fibers**, the fibers in the o. layer of the periosteum. **o. layer**, the inner layer of the periosteum, containing o. fibers and osteoblasts.

osteogenous (os-te-oj'en-us) [G. *osteon*, bone, + *gennaō*, I produce.] Making bone, osteogenic.

osteogeny (os-te-oj'en-ī). Osteogenesis.

osteog'raphy [G. *osteon*, bone, + *graphē*, a description.] A treatise on or description of the bones.

osteohalsteresis (os'te-o-hal-is-ter-e'-sis) [G. *osteon*, bone, + *hals*, salt, + *sterēsis*, privation.] Softening of the bones through absorption or insufficient supply of the mineral portion.

osteoid [G. *osteon*, bone, + *eidos*, resemblance.] Ossiform, resembling bone; osseous, osteal, bony.

osteolipocondroma (os'te-o-li'po-kon-dro'mah) [G. *osteon*, bone, + *lipos*, fat, + *chondros*, cartilage, + *-ōma*.] A chondroma containing bony and fatty elements.

osteologist. A person versed in osteology.

osteology [G. *osteon*, bone, + *-logia*.] The anatomy of the bones; the science which treats of the bones and their structure.

osteolysis [G. *osteon*, bone, + *lysis*, solution.] Osteoclasia (2), softening and absorption of bone substance, ossifluence.

osteolytic. Ossifluent.

osteoma, pl. *osteoma* [G. *osteon*, bone, + *-ōma*.] A tumor formed of bone. It may occur as an overgrowth of or outgrowth from bone, but constituting an independent tumor (*homoplastic o.*), or independently in tissues apart from bone (*heteroplastic o.*) **o. medulla're**, an o. containing spaces filled with medullary substance. **o. sarcomatousum**, osteosarcoma. **o. spongiosum**, an o. composed chiefly of cancellous bone tissue.

osteomalacia [G. *osteon*, bone, + *malakia*, softness.] Mollities ossium; a disease characterized by a gradual softening and bending of the bones with more or less severe pain; it is more common in women than men and often begins during a pregnancy.

osteomalacic. Relating to, or suffering from, osteomalacia.

osteomatoid [osteoma + G. *eidos*, appearance, form.] Resembling an osteoma; noting a bony tumor intimately connected with the bone from which it springs, an *enostosis* or *exostosis*.

osteomere (os'te-o-mēr) [G. *osteon*, bone, + *meros*, a part.] One of the series of bone-segments such as the vertebrae, osteocoma.

osteometry [G. *osteon*, bone, + *metron*, measurement.] The branch of anthropometry which deals with the relative size of the different parts of the skeleton.

osteomyelitis (os-te-o-mi-el-i'(e')tis) [G. *osteon*, bone, + *myelos*, marrow, + *-itis*.] Inflamma-

tion of the bone-marrow. **malignant o.**, *osteomyeloma*.

osteon'cus [G. *osteon*, bone, + *oskous*, swelling.] A bone tumor, osteoma.

osteonecrosis [G. *osteon*, bone, + *nekrosis*, a killing.] The death of bone in mass, as distinguished from caries, or molecular death.

osteoneural'gia. Ostealgia, osteocope, osteodynia.

osteopath'ic. Relating to osteopathy, a disease of bone, or to osteopathy, a system of therapeutics.

osteop'athy [G. *osteon*, bone, + *pathos*, sufferance.] 1. Any disease of bone. 2. A system of therapeutics based upon the theory that many diseases are due to pressure upon the vessels or nerves of some displaced vertebra or other part of the skeleton, or to a condition of imbalance of the muscles moving any joint; the treatment is directed to the mechanical correction, by means of manipulation, of the assumed osseous displacement or muscular imbalance, with the consequent repression of the abnormal reflexes and a restoration to normal of the circulation and of the nerve impulses.

osteop'edion, **osteop'edion**, **osteop'edion** [G. *osteon*, bone, + *paidion*, dim. of *pais*, a child.] Osteobryon, lithopedion.*

osteoperiostitis (os'te-o-per-i-os-ti'(te')tis). Inflammation of the periosteum and of the underlying bone.

osteophag, **osteophage** (os'te-o-fāj) [G. *osteon*, bone, + *phagō*, I eat.] Myeloplax, osteoclast.

osteophleb'itis (os'te-o-flē-bi'(be')tis) [G. *osteon*, bone, + *phleps* (*phleb*), vein, + *-itis*.] Inflammation of the veins of a bone.

osteophone [G. *osteon*, bone, + *phōnē*, voice.] An appliance similar to the audiphone* for helping the deaf to hear.

osteoph'ony. Bone-conduction; the transmission of sound waves to the tympanum through the facial bones.

osteophore [G. *osteon*, bone, + *phoros*, carry away.] A bone-crushing forceps with strong blades and teeth; see cut under *forceps*.

osteophy'ma [G. *osteon*, bone, + *phyma*, a tumor.] Osteophyte.

osteophyte [G. *osteon*, bone, + *phyton*, tumor.] A bony outgrowth.

osteoplaque (os'te-o-plak) [G. *osteon*, bone, + *plaque*, plate.] Any osseous layer.

osteoplast [G. *osteon*, bone, + *plastus*, plastic form.] Osteoblast.

osteoplastic. 1. Relating to osteogenesis, osteogenic. 2. Relating to osteoplasty.

osteoplasty [G. *osteon*, bone, + *plastō*, I form.] Reparative or plastic surgery of the bones; bone-grafting.

osteoporosis [G. *osteon*, bone, + *poros*, a pore.] 1. A disease of bone marked by increased porosity from widening of the Haversian canals and openness from absorption of the calcareous material. 2. In horses and other Equidae a specific disease marked by enlargement of the softened and porous bone; big-head, swelled head.

osteopathrosis (os'te-op-sath-i-ro'sis) [G. *osteon*, bone, + *psathyras*, friable.] Fragility of the bones, fragilitas ossium; a condition of weakness of the bones, attended frequently with spontaneous fractures.

osteorhaphy [G. *osteon*, bone, + *rhaphē*, suture.] Wiring together the fragments of a broken bone.

osteosarco'ma, pl. *osteosarco'mata*, *osteosarcomata*. A mixed osteoma and sarcoma; a bony tumor containing many imperfectly differentiated

vegetative, or embryonic cells; osteoma sarcomatosum; a sarcoma of bone, of periosteal origin, having a considerable osseous framework.

osteosarco'matous. Relating to an osteosarcoma.

osteosclero'sis [G. *osteon*, bone, + *sklēros*, hard.] Abnormal hardening or eburnation of bone; condensing osteitis. *e. congen'ita*, achondroplasia.

osteoscope (os'te-o-skōp) [G. *osteon*, bone, + *skopeō*, I view.] An apparatus enclosing certain bones of standard density and thickness, used for testing an x-ray machine.

osteosis [G. *osteon*, bone, + *-ōsis*.] Osteogenesis.

osteospongio'ma [G. *osteon*, bone, + *spongos*, sponge, + *-ōma*.] Osteoma spongiosum; spina ventosa.

osteotestato'ma [G. *osteon*, bone, + *stear* (steat-), suet, + *-ōma*.] A mixed tumor partaking of the anatomical characters of both osteoma and stentoma.

osteostix'is [G. *osteon*, bone, + *stixis*, a pricking.] Trephining or simple puncture of a bone.

osteoture. Osteorhaphy.

osteotabes (os'te-o-ta'bēz) [G. *osteon*, bone, + *L. tabes*, wasting.] Atrophy of the bone-marrow.

osteotetan'giecta'sia [G. *osteon*, bone, + *telos*, end, + *angion*, vessel, + *ektasis*, extension.] A telangioma, or sarcoma permeated with dilated capillaries, of a bone.

osteothrombo'sis [G. *osteon*, bone, + *thrombōsis*, coagulation.] Thrombosis in one or more of the veins of a bone.

osteotome [G. *osteon*, bone, + *tomos*, cutting.] A chisel for use in cutting bone.

osteotomoclasia, osteotomoclasia (os-te-ot'-o-mo-kla'-si-ah, os-te-ot'-o-mok'-la-sis) [G. *osteon*, bone, + *tomē*, incision, + *klasis*, fracture.] An operation for the straightening of a pathologically curved bone, by partial division with the osteotome followed by forcible bending of the remaining portion of the bone.

osteotomy [G. *osteon*, bone, + *tomē*, incision.] Cutting a bone, usually by means of a saw or chisel, for the removal of a sequestrum, the correction of knock-knee or any other deformity, or for any other purpose. Osteotomy for the correction of knock-knee or other deformity may be *cuneiform*, *i.e.* the removal of a wedge from the convex side of the curve; or *linear*, cutting through the shaft or articular extremity of the bone by a straight incision.

osteotribe (os'te-o-trib) [G. *osteon*, bone, + *tribō*, I bruise, I grind down.] An instrument for crushing off bits of necrosed or carious bone.

osteotrite (os'te-o-trīt) [G. *osteon*, bone, + *L. tritus*, a grinding, a wearing off.] An instrument with conical or olive-shaped tip having a cutting surface, resembling a dental burr, used for the removal of carious bone.

osteotrophy [G. *osteon*, bone, + *trophē*, nourishment.] Nutrition of osseous tissue.

osteotylus [G. *osteon*, bone, + *tylos*, callus.] The callus ensheathing the ends of a broken bone.

osteotympan'ic [G. *osteon*, bone, + *tympanon*, drum.] Otocranial.

osthexia (os-theks'-ah) [G. *osteon*, bone, + *hexis*, state or habit of body.] A condition in which ossification occurs in abnormal situations.

ostia. Plural of *L. ostium*.

ostial [*L. ostium*, a small opening.] Relating to any orifice.

ostitis (os-ti'(te')tis). Osteitis.

ostium, pl. *ostia* [*L. dim. of os*, mouth.] A small opening, especially one of entrance into a hollow organ or canal. *o. abdomina'le* or *o. abdomina'le tu'be uteri'næ*, the fimbriated or ovarian extrem-

ity of an oviduct. *o. arterio'sum*, arterial orifice, the opening from the ventricle of the heart into the aorta or the pulmonary artery. *o. a'trio-ventricula're*, *o. venosum*. *o. inter'num*, *o. uterinum tubæ*, the uterine extremity of an oviduct. *o. pharynge'um* or *o. pharynge'um tu'bæ auditivæ*, pharyngeal opening of the auditory (Eustachian) tube, in the upper part of the nasopharynx about half an inch behind the posterior extremity of the inferior turbinal on each side. *o. tympan'icum*, or *o. tympan'icum tu'bæ auditivæ*, tympanic opening of the auditory (Eustachian) tube, in the anterior part of the tympanic cavity below the canal for the tensor tympani muscle; *o. uteri'num tu'bæ* [BNA], the uterine opening of the oviduct. *o. vagi'næ*, the vulvar orifice of the vagina. *o. veno'sum*, venous orifice, the communication between the auricle (atrium) and ventricle on either side of the heart.

ostreotax'ism [G. *ostreon*, oyster, + *toxikon*, poison.] Poisoning from eating oysters.

Ostrya [G.] A genus of trees of the oak family. The heart-wood and bark of *O. virginiana*, iron-wood, lever wood, black hazel, possess tonic, astringent, and antiperiodic properties; employed in doses of 3j-i (2.0-4.0).

otacoustic (o-tā-koos'tik) [G. *otakoustēō*, I hear.] Aiding one to hear.

otacousticon (o-tā-koos'ti-con). An ear-trumpet.

otal'gia [G. *ous* (ōt-), ear, + *algos*, pain.] Earache, otodynia.

otal'gic. 1. Relating to otalgia, or earache. 2. A remedy for earache.

otec'tomy [G. *ous* (ōt-), ear, + *ektomē*, excision.] Ossiculectomy; removal of the contents of the tympanum.

othelcosis (o-thel-ko'sis) [G. *ous* (ōt-), ear, + *halkōsis*, ulceration.] 1. Ulceration of the auricle of the ear or the auditory meatus. 2. Suppuration of the middle ear.

othematoma, othematoma (o-the-mā-to'mah) [G. *ous* (ōt-), ear, + *haima*, blood, + *-ōma*.] A purplish, rounded, hard swelling of the auricle, due to an effusion of blood between the cartilage and perichondrium; it may be the result of trauma or occur spontaneously in the insane; hematoma auris, the insane ear.

othemorrhagia, othemorrhagia (o-them-o-raj'-ah) [G. *ous* (ōt-), ear, + *haimorrhagia*, hemorrhage.] Bleeding from the ear.

otiatric (o-ti-at'riks) [G. *ous* (ōt-), ear, + *iatrieia*, medical treatment.] The treatment of diseases of the ear.

o'tic [G. *ous* (ōt-), ear.] Relating to the ear.

oticonidia (o'ti'-ko-din'-ah) [G. *ōtikos*, aural, + *dinē*, whirling.] Ménière's disease.

otit'ic. Relating to otitis.

otitis (o-ti'(te')tis) [G. *ous* (ōt-), ear, + *-itis*.] Inflammation of the ear. *o. croupo'sa*, *o. externa* with the formation of a false membrane. *o. desquamati'va*, *o. externa* with a copious branny desquamation. *o. diphtheri'tica*, *o. crouposa*, diphtheritic inflammation of the external auditory meatus. *o. exter'na*, inflammation of the external auditory canal. *o. exter'na circumscrip'ta*, furunculosis of the external auditory canal. *o. exter'na diffu'sa*, inflammation of the entire extent of the external auditory meatus. *o. exter'na hæmorrhag'ica*, inflammation, marked by the presence of one or more vesicles filled with blood on the wall of the bony portion of the external auditory canal. *o. furunculo'sa*, *o. externa circumscrip'ta*. *o. inter'na*, inflammation of the lining membrane of the labyrinth; sometimes, in

Germany especially, synonymous with *o. media*. *o. interna*, *o. interna*. *o. labyrinthica*, *o. interna*. *o. mastoid/ea*, mastoidal antritis, inflammation of the mastoid antrum and cells. *o. media*, inflammation of the middle ear, or tympanum. *o. media catarrhalis*, simple catarrhal inflammation of the middle ear. *o. media purulenta*, *o. media suppurativa*. *o. media sclerotica*, dry catarrh of the middle ear, chronic inflammation of the middle ear with implication of the labyrinth. *o. media suppurativa*, suppurative inflammation of the middle ear. *o. mycotica*, a fungous growth in the external auditory meatus, usually of *Aspergillus niger*. *o. parasitica*, *o. mycotica*. *o. sclerotica*, *o. media sclerotica*.

otoantritis (o-to-an-tri('tre')tis). Inflammation of the mastoid antrum.

o'toblennorrhoea, **o'toblennorrhoea** [G. *ous*(*ōt*-), ear, + *bleenna*, mucus, + *rhoa*, a flow.] Chronic catarrhal otitis media with perforation of the drum membrane and a mucopurulent discharge.

otocephalus [G. *ous*(*ōt*-), ear, + *kephala*, head.] A monster with the lower part of the face wanting, the ears being close together or fused beneath the skull, the nose absent, and the eyes fused into one or both together in a single orbit.

otocerebritis (o-to-ser-e-bri('bre')tis) [G. *ous*(*ōt*-), ear, + L. *cerebrum*, brain, + G. *-itis*.] Otoencephalitis.

otocleisis (o-to-kli'sis) [G. *ous*(*ōt*-), ear, + *kleisis*, closure.] 1. Closure of the Eustachian tube. 2. Closure, by a new growth or accumulation of cerumen, of the external auditory meatus.

otoco'nia [G. *ous*(*ōt*-), ear, + *konía*, dust.] Ear-dust, otoliths, rhombic crystals of calcium carbonate on the maculae acusticae of the utricle and saccule in the membranous labyrinth.

otoconite (o-to'k'o-nit) [*otoconium*]. Otolith.

otoco'nium [a singular form made from *otoconia* mistakenly regarded as a plural.] Otolith.

otocrane (o'to-krān). Otocranium.

otocranial. Relating to the otocranium, osteo-tympanic.

otocranium [G. *ous*(*ōt*-), ear, + *kranion*, skull.] The bony case of the internal and middle ear, consisting of the petrous and mastoid portions of the temporal bone.

o'tocyst [G. *ous*(*ōt*-), ear, + *kystis*, a bladder.] The embryonic auditory vesicle.

otodyn'ia [G. *ous*(*ōt*-), ear, + *odynē*, pain.] Earache, otalgia.

otoencephalitis (o'to-en-sef-al-i('e')tis) [G. *ous*(*ōt*-), ear, + *enkephalos*, brain, + *-itis*.] Inflammation of the brain by extension of the process from the middle ear and mastoid cells.

otoganglion (o'to-gang'gli-on). The otic ganglion.*

otogen'ic, **otogenous** (o-toj'en-us) [G. *ous*(*ōt*-), ear, + *gennao*, I produce.] Of otic origin, originating within the ear, especially from inflammation of the ear.

otog'raphy [G. *ous*(*ōt*-), ear, + *graphē*, a description.] A treatise on, or a description of the ear.

otohemineurasthenia (o'to-hem'i-nu-ras-the'ni-ah) [G. *ous*(*ōt*-), ear, + *hēmi*-, half, + *neuron*, nerve, + *astheneia*, weakness.] Nervous deafness affecting one ear.

otolite, **otolith** (o'to-lit, o'to-lith) [G. *ous*(*ōt*-), ear, + *lithos*, stone.] Ear-stone. 1. Otoconium, one of the crystals of calcium carbonate constituting the ear-dust or otoconia. 2. Otosteon (s).

otological (o'to-loj'i-kal). Relating to otology.

otolog'ist. Aurist, one versed in otology, a specialist in diseases of the ear.

otol'ogy [G. *ous*(*ōt*-), ear, + *-logia*.] The branch of medical science treating of the ears; the speciality of diseases of the ears.

otomassage (o'to-mas-sash') [G. *ous*(*ōt*-), ear, + Fr. *massage*.] Systematic and regular massage imparted to the membrana tympani and ossicles, by means of sound waves, rapid vibration in the external auditory meatus, or vibratory tapping of the drum membrane.

otomasthenia (o'to-mi-as-the'ni-ah) [G. *ous*(*ōt*-), ear, + *mys*, muscle, + *astheneia*, weakness.] Weakness of the tympanic muscles, impairing the acuity of hearing.

otomycosis (o-to-mi'sis) [G. *ous*(*ōt*-), ear, + *mycosis*, fungus.] Any fungus growing in the external auditory meatus.

otomycosis [G. *ous*(*ōt*-), ear, + *mykēs*, fungus.] An inflammation due to the presence of a fungus, *Aspergillus niger*, or other species of *A.*, in the external auditory canal.

otonecrotomy, **otonecrosis** [G. *ous*(*ōt*-), ear, + *nekron*, something dead, + *ektomē*, excision.] The removal of necrosed tissues from the middle ear.

otoneuralgia [G. *ous*(*ōt*-), ear, + *neuron*, nerve, + *algos*, pain.] Earache of neuralgic origin due to inflammation.

otoneurasthenia [G. *ous*(*ōt*-), ear, + *neuron*, nerve, + *astheneia*, weakness.] Nervous deafness.

otopathy [G. *ous*(*ōt*-), ear, + *pathos*, suffering.] Any disease of the ear.

otopharyngeal (o'to-far-in'je-al). Relating to the middle ear and the pharynx.

otophone [G. *ous*(*ōt*-), ear, + *phōnē*, sound.] An ear trumpet in which the ear-piece is replaced by a tightly stretched disc of rubber.

otopneisis (o'to-pi'ē-sis) [G. *ous*(*ōt*-), ear, + *pneisis*, pressure.] 1. Rarefaction of the air in the tympanum causing a bulging in of the drum-membrane. 2. Abnormal pressure within the labyrinth of the ear.

otoplasty [G. *ous*(*ōt*-), ear, + *plastō*, I form.] Reparative or plastic surgery of the auricle or the ear.

otopolypus [G. *ous*(*ōt*-), ear.] A polypus of the external auditory meatus.

otopyorrhoea, **otopyrrhoea** [G. *ous*(*ōt*-), ear, + *pyon*, pus, + *rhoa*, a flow.] Chronic otitis media with perforation of the drum-membrane and a purulent discharge.

otopyosis [G. *ous*(*ōt*-), ear, + *pyon*, pus, + *-osis*.] Suppuration of the external auditory meatus of the middle ear.

otorhinolaryngology (o'to-ri'no-lar-in-go'l'o-jī) [G. *ous*(*ōt*-), ear, + *rhin*(*rhīn*-), nose, + *larynx*(*laryng*-), larynx, + *-logia*.] The combined specialties of diseases of the ear, nose, and larynx.

otorrhagia [G. *ous*(*ōt*-), ear, + *rhagia*.] Bleeding from the ear.

otorrhoea, **otorrhoea** [G. *ous*(*ōt*-), ear, + *rhoa*, flow.] A mucopurulent discharge from the ear.

otosalpinx [G. *ous*(*ōt*-), ear, + *salpinx*, trumpet.]

The Eustachian tube, tube + *auditive* [BNA].

otosclerectomy, **otoscleronec'tomy** [G. *ous*(*ōt*-), ear, + *skleros*, hard, + *ektomē*, excision.] Excision of the sclerosed and ankylosed ossicles.

otosclerosis (o'to-skle-ro'sis) [G. *ous*(*ōt*-), ear, + *sklerōsis*, hardening.] A new formation of spongy bone about the stapes and fenestra vestibuli (ovalis), resulting in progressively increasing deafness, without signs of disease in the Eustachian tube or membrana tympani; see *Beard's*.

otoscope (o'to-skōp) [G. *ous*(*ōt*-), ear, + *skopō*, I look.]

inspect.] An instrument for examining the drum-membrane or auscultating the ear. **Brun'ton's o.**, an ear speculum illuminated by means of a side funnel. **Sie'gle's o.**, an ear speculum by the use of which the drum-membrane can be moved by change of air pressure during inspection. **Toyn'-bee's o.**, a rubber tube with an earpiece at each end, by means of which the otologist can listen to the sounds in the patient's ear during politzerization; called also Toynbee's diagnostic tube.

otos'copy. Inspection of the ear, especially of the drum membrane.

oto'sis [G. *ous*(*ôt-*), ear.] Hearing erroneously and so receiving a false impression or repeating incorrectly.

otos'teal [G. *ous*(*ôt-*), ear, + *osteon*, bone.] Relating to the ossicles of the ear.

otos'teon [G. *ous*(*ôt-*), ear, + *osteon*, bone.] 1. One of the ossicles of the ear. 2. An otolith or concretion in the ear, larger than a grain of otoconia.

oto'tomy [G. *ous*(*ôt-*), ear, + *tomê*, incision.] 1. Anatomy of the ear; dissection of the ear. 2. Myringotomy, incision of the drum-membrane.

Ott's test [Isaac Ott, American physician and physiologist *1847.] For nuclealbumin in the urine: the urine is diluted with an equal volume of a saturated sodium-chloride solution and then treated with Almén's reagent; a white precipitate indicates the presence of nuclealbumin.

O.U. Abbreviation for *oculus uterque* [L.] each eye, both eyes.

ouabain (wah'bā-in). A glucoside from the root of ouabaio, *Acocanthera Schimperii*, an African arrow poison; it is a local anesthetic and heart poison.

Oudin cur'rent (oo-dān'). A high frequency current administered from one pole or terminal only of the apparatus.

oudinization (oo'din-i-za'shun). The therapeutic application of the Oudin or high frequency current.

ouletomy, ouletomy, oulitis, etc. See *ulectomy, ulctomy, ulitis, etc.*

ounce (owns) [G. *ounkia*; L. *uncia*.] A weight, abbreviation oz., sign $\overline{\text{z}}$, containing 480 grains, or $\frac{1}{2}$ pound troy and apothecaries' weight, or $437\frac{1}{2}$ grains, $\frac{1}{8}$ pound avoirdupois; the ounce of the U.S.P. contains eight drams, and is equivalent to 31.10349 grams.

Ouray Springs, Colorado. The waters are said to contain iron, manganese, lime, soda, and sulphur. 130° F. to 140° F. More than 100 springs. Used by drinking and bathing in dyspepsia, constipation, disorders of the blood and skin, and rheumatism. The climate is salubrious.

uro'logy. Urology.

outdoor-relief. Medical or charitable aid given to persons, not the inmates of an institution, in their own homes or in a dispensary.

outlet of the pel'vis. Apertura* pelvis inferior [BNA].

outlimb (out'lim). The distal segment of an extremity.

outpatient. A patient treated at a hospital dispensary and not in the wards of the institution.

outpock'et. To shut out any part, such as the stump after removal of a pedunculated tumor. by engaging it between the lips of the external wound and closing the latter.

out'put. The waste products of metabolism eliminated from the body; the opposite of intake or income.

out-relief. Outdoor relief.

ova. Plural of L. *ovum*.

o'vadin. Trade name of a preparation from the

ovary of the cow; recommended in chlorosis and amenorrhea

o'val [L. *ovum*, egg.] 1. Relating to an ovum. 2. Egg-shaped, resembling in outline the longitudinal section of an egg.

ovalbu'min. Egg-albumin, the special form of albumin contained in the white of egg, or albumen.

ovar'aden [L. *ovarium* + G. *adên*, gland.] Trade name of a preparation from the ovary of the cow; used like ovadin. **o.-trifer'rin**, trade name of an ovarian extract combined with triferin, recommended in various disorders of the female reproductive organs.

ovarial'gia [L. *ovarium*, ovary, + G. *algos*, pain.] Oothecalgia.

ova'rian. Relating to the ovary.

ovariec'tomy [L. *ovarium*, ovary, + G. *ektomê*, excision.] Oothecectomy.

o'varin. Trade name of a preparation from the ovary of the cow.

ova'riocoele [L. *ovarium*, ovary, + G. *kêlē*, tumor hernia.] Oothecoecele.

ovariocente'sis [L. *ovarium*, ovary, + G. *kenîsis*, puncture.] Oothecocentesis.

ovariocyesis (o-va"ri-o-si-e'sis) [L. *ovarium*, ovary, + G. *kyîsis*, pregnancy.] Ovarian pregnancy, oothecocyesis.

ovariody'sineuria (o-va"ri-o-dis-nu'ri-ah) [L. *ovarium*, ovary, + G. *dys-*, bad, + *neuron*, nerve.] Oothecalgia, ovarian neuralgia.

ova'riohysterec'tomy [L. *ovarium*, ovary, + G. *hystera*, uterus, + *ektomê*, excision.] Oothecohysterectomy.

ova'riorrhex'is [L. *ovarium*, ovary, + G. *rhêxis*, rupture.] Oothecorrhexis.

ovariosalpingectomy (o-va"ri-o-sal-pin-jek'to-mi) [L. *ovarium*, ovary, + G. *salpinx*(*salping-*), trumpet, + *ektomê*, excision.] Oothecosalpingectomy.

ovariosteresis (o-va"ri-o-stê-re'sis) [L. *ovarium*, ovary, + G. *sterêsis*, deprivation, loss.] Oothecectomy.

ovarios'tomy [L. *ovarium*, ovary, + G. *stoma*, mouth.] Oothecostomy.

ovariot'omist. One who is skilled in the operation for removing the ovaries.

ovariot'omy [L. *ovarium*, ovary, + G. *tomê*, incision.]

1. The removal of one or both ovaries, oothecotomy. 2. The operative removal of an ovarian tumor. **normal o.**, removal of an apparently healthy ovary, Battey's operation.

ovaritis (o-vā-ri'(re)'tis) [L. *ovarium*, ovary, + G. *-itis*.] Oothecitis.

ova'rium [L.] Ovary.

o'vary [L. *ovarium*, egg-receptacle.] 1. Ovarium, ootheca, oophoron; one of the two reproductive glands in the female, containing the ova or germ cells. Its stroma is a vascular connective tissue containing numbers of Graafian vesicles (*folliculi oophori vesiculosi*) enclosing the ova; surrounding this is a more condensed layer of the same substance as the stroma, formerly called the *tunica albuginea*. 2. In botany, the lower expanded part of the pistil of a flower, containing the ovule. **inferior o.**, in botany, the ovary of an epigenous flower. **superior o.**, in botany, the ovary of an hypogenous flower.

attaching opened cyst to abdominal wound, marsupialization. cyst, ovariodyrectasis, oothecocystosis, oophorocystosis, oariodyrectasis. development of embryo in, oothecocyesis, ovariocyesis, oariocyesis, disease, oothecopathy, oophoropathy, ovariopathy. dropsy, hydrovarium, oarihydrops, hydrovarium, hydrops ovarii. enlargement, oothecauxe, oophorauxe, ovarioparactasis, oariypertrophy. fixation, oothecopexy, oophoropexy

oophoropelliopexy, adnexopexy, annexopexy, oothecorrhaphy, oophororrhaphy. *hernia*, oothecocoele, ovariocele, ovarioncus, ovariocele. *inflammation*, oothecitis, oophoritis, ovaritis, oaritis. *inflammation of*, with *oviduct*, oothecosalpingitis, oophorosalingitis, ovariosalpingitis, adnexitis, annexitis. *opening and drainage of cyst*, oothecostomy, ovariotomy. *pain*, oothecalgia, oophoralgia, ovarialgia, ovarian neuralgia, oarialgia. *puncture of*, paracentesis ovarii, oothecocentesis, ovariocentesis. *removal*, oothecectomy, oothectomy, oophorectomy, ovariotomy, ovarioectomy, ovariosteresis, castration, spaying, oariotomy. *removal of*, with *oviduct*, oothecosalpingectomy, oophorosalingectomy, ovariosalpingectomy. *removal of*, with *uterus*, oothecohysterectomy, oophorohysterectomy, ovariohysterectomy. *rupture*, oothecorrhexis, ovariorrhexis, oariorrhexis. *softening*, oothecomalacia, oophoromalacia. *tumor*, oothecophyma, ootheconcus, ovarioophyma, ovarioncus, oophorioncus, oarioncus, oariophyma, oothecoma, oophoroma.

overdetermination (o'vur-de-tur-mi-na'shun). The ascribing of too many meanings to the elements of a dream or neurotic symptom.

overextension. Extension of a limb or any of its segments beyond what is normal.

overflow. An escape of fluid owing to overfilling of its usual receptacle. *o. of gall*, jaundice. *o. of saliv'va*, drooling, sialorrhoea. *o. of tears*, epiphora, stillicidium lacrimarum. *o. of urine*, stillicidium urinæ, enuresis. *o. wave*, the descending wave of the sphygmogram from the apex to the first anacrotic break.

overgrowth. Hypertrophy, hyperplasia.

overproduction the'ory. Weigert's* law.

overreach'ing. In the horse, striking the heel of the forefoot with the inner edge of the toe of the hind shoe.

overriding. The slipping of the lower fragment of a broken long bone up alongside the proximal portion.

overtone. In music, a harmonic. *psychic o.*, one of the many faintly perceived associated impressions grouped about a mental image.

ovi albumen. White of egg. *o. vitell'us*, yolk of egg.

ovicap'sule [L. *ovum*, egg, + *capsula*, dim. of *capsa*, box.] A Graafian follicle or vesicle; ovisac, egg-case.

oviduc'al. Relating to an oviduct.

oviduct [L. *ovum*, egg, + *ductus*, duct.] Fallopian tube, salpinx, tuba* uterina [BNA].

ovifer'ous [L. *ovum*, egg, + *ferre*, to carry.] Carrying or containing ova.

ovifica'tion [L. *ovum*, egg, + *facere*, to make.] Ovulation.

oviform [L. *ovum*, egg, + *for'ma*, form.] 1. Egg-shaped. 2. Resembling an ovum.

ovigen'es'is [L. *ovum*, egg, + G. *genesis*, production.] Oogenesis.

ovigenet'ic, **ovigen'ic**. Ovigenous, oogenous.*

ovigenous (o-vij'en-us) [L. *ovum*, egg, + G. *gennao*, I produce.] Oogenous.

oviger'm [L. *ovum*, egg, + *germen*, germ.] Ooblast.

ovigerous (o-vij'er-us) [L. *ovum*, egg, + *gerere*, to bear.] Ovipiferous, bearing ova.

ovina'tion [L. *ovinus*, relating to a sheep.] Inoculation with sheepox virus.

ovin'ia [L. *ovinus*, relating to a sheep.] Sheepox, a disease in sheep, resembling and probably identical with cowpox.

Ovip'ara [L. *ovum*, egg, + *parere*, to bear.] A term applied to all animals that deposit the ova outside the body there to be developed; distinguished from the *Vivipara* whose ova are developed within the body, the young being born alive.

ovip'arous [L. *ovum*, egg, + *parere*, to bear.] Egg-

laying, noting birds and other of the *Ovipara* whose ova are developed outside the body.

ovipos'it [L. *ovum*, egg, + *ponere*, to place] To lay eggs, said especially of insects.

ovisac [L. *ovum*, egg, + *saccus*, a bag.] Graafian follicle.

o'vium. Waldeyer's term for the mature female germ cell or ovum.

ovocent'er [L. *ovum*, egg, + *centrum*, center.] The centrosome of the impregnated ovum.

o'vocyte [L. *ovum*, egg, + G. *kytos*, cell.] Oocyte ovoferr'in. Trade name of an albuminate of iron employed in anemia in doses of 3-4 (8-16 c.

o'vogal. Trade name of a compound of albumin and the bile acids from oxgall; recommended as a stimulant of bile-secretion in doses of gr. 3 (o. 5).

ovogen'es'is. Ovigenesis, oogenesis.*

ovogon'ium [L. *ovum*, egg, + G. *gonē*, generat'ia; Oogonium.

o'void [L. *ovum*, egg, + G. *oidos*, resembling-Oviform, egg-shaped.

ovolecithin (o'vo-les'thin). Trade name of a preparation of lecithin from eggs; recommended in diabetes, tuberculosis, and other conditions.

ovomu'coid. A mucoid obtained from the white of egg.

o'voplasm. Ooplasm.

ovopro'togen. Proto-gen.

ovoser'um. An antiserum obtained by the repeated injection of egg-albumin in increasing doses; coagulates the albumin of eggs of the same species as that from which the antigen was obtained.

o'vovitel'in. A protein obtained from the yolk of eggs.

Ovovip'ara [L. *ovum*, egg, + *vivus*, alive, + *parere* to bear.] Animals producing lecithal eggs which are retained within the body and there developed, but without placental attachment.

o'vular. Relating to an ovule.

ovula'tion. The escape of an ovum from the Graafian follicle.

ovule (o'vul) [L. *ovulum*, dim. of *ovum*, egg.] 1. The ovum of a mammal, especially while still in the Graafian follicle. 2. A small bead-like structure bearing a fancied resemblance to an ovule; see Naboth's* glands. 3. In botany, an embryonic seed.

ovulin (o'vu-lin). One of the internal secretions of the ovary which, with lutein and folliculin, constitutes the hormone oophorin.

ovulogenous (o-vu-loj'en-us) [L. *ovulum*, dim. of *ovum*, egg, + G. *gennao*, I produce] 1. Producing ovules or ova. 2. Originating from an ovule or ovum.

ovulum (o'vu-lum) [L. dim. of *ovum*.] Ovule, ovum contained within a Graafian follicle.

o'vum, gen. *o'vi*, pl. *o'va* [L. egg.] The egg or female sexual cell, from which, when fecundated by union with the male element, a new individual is developed. It is a simple cell, but its parts have received special names; the protoplasm is called the *vitellus* or *yolk*, the ectoplasm is the *zona pellucida* or *zona radiata*, and the cell membrane is the *vitelline membrane*; the nucleus is the *germinal vesicle* and the nucleolus the *germinal spot*. In the *Ovipara* the yolk consists very largely of nutritive material which does not enter into the segmentation process of development but is reserved for the nourishment of the embryo; such an ovum is called *microblastic* or *kindred*. In the *Vivipara*, the embryo receives its nourishment through the placenta and the yolk is fur-

stive only, containing little or no nutritive material; such an ovum is called *holoblastic* or *alecithal*. *alecithal* o., an o. in which the food-yolk is absent or consists of a few particles uniformly distributed. *centrolecithal* o., one in which the food-yolk is large and central, forming the bulk of the ovum, as in a bird's egg. *holoblastic* o., one in which the yolk is largely or entirely formative. *lecithal* o., meroblastic o., one containing a large food-yolk as in the bird's egg. *meroblastic* o., lecithal o. *ova'rian* o., oocyte. *prim'i-tive* o., ooblast. *telolecithal* o., an o. in which there is a large food-yolk situated near one end.

Wens Lake, California. Alkaline-saline waters. Along the lake shores are many fresh-water springs, some cold, others boiling hot. There is also a white sulphur spring.

Owen's typical vertebra [Sir Richard Owen, English comparative anatomist, 1804-1892.] A hypothetical structure formed of a number of bones so grouped as to form two rings, a small dorsal and a larger ventral, joined at a common center, the body; the two rings enclose the nervous centers and the viscera, and are called the neural arch and the hemal arch, respectively.

oxacid (oks-as'id) [*ox(ygen)* + *acid*.] An acid containing oxygen as well as hydrogen atoms.

oxalate. A salt of oxalic acid; acid potassium oxalate is called salts of sorrel or salts of lemon.

oxale'mia, oxale'mia [G. *haima*, blood.] The presence of an abnormal amount of oxalates in the blood.

oxa'lethylin (oks-al-eth'il-in). A poisonous derivative of diethylloxamide, an excitant of the nervous system.

oxal'ic acid [G. *oxalis*, sorrel.] An acid, $H_2C_2O_4$ + $2H_2O$, originally derived from sorrel, but now obtained commercially from sugar and cellulose (saw-dust) by treating the former with nitric acid, the latter with soda or potassa lye; it occurs in the form of colorless, odorless crystals of intensely acid taste; it is seldom employed in medicine, but is sometimes a source of poisoning, being mistaken for magnesium sulphate which it closely resembles in appearance. It is employed as a disinfectant for the hands in surgery; and has also occasionally been given in amenorrhea, cystitis, and asthma in doses of gr. $\frac{1}{4}$ - $\frac{1}{2}$ (0.015-0.03). o. a. *diath'esis*, chronic oxalemia.

oxaluria (oks-ä-lu'ri-ah) [G. *ouron*, urine.] The excretion of an abnormal amount of oxalates, especially calcium oxalate, in the urine.

oxal'u'ric acid. An acid, $C_2H_3N_3O_6$, derived from uric acid or parabanic acid, occurring in the form of a light yellowish crystalline powder of acid taste.

oxal'yurea (oks'al-il-u-re'ah). Parabanic acid, $C_2H_3N_3O_6$, an oxidation product of uric acid from which oxaluric acid is derived.

ox'aphor. A 50 per cent. spirit of oxycamphor, recommended in cardiac and renal dyspnea, asthma, and emphysema in doses of mʒss-30.

ox-bet. Hypoderma bovis.

Oxford Min'eral Spring, Connecticut. Light saline-chalybeate waters. Used by drinking in anemia, disorders of the stomach, liver, and kidneys.

oxy'dryl. Hydroxyl.

oxidase (oks'i-däz). One of a large group of deamidizing oxidizing substances contained in animal and plant tissues; they are believed to have a catalytic action and therefore to belong among the ferments; they cause the oxidation of various organic substances, converting hypoxanthin into xanthin, for example. *direct* o., one which has

the property of causing the transfer of oxygen from the air directly to other bodies. *indirect* o., one which acts only in the presence of a peroxide, peroxidase. o. *reac'tion*, the formation of indol blue when a blood smear containing myeloid leucocytes is treated with a mixture of alphanaphthol and paradimethyl-aniline-sulphate; the myeloid leucocytes contain a ferment of the oxidase variety which causes this reaction, the lymphoid leucocytes do not. *primary* o., direct o.

oxida'sia. Oxidation of various organic substances by the action of an oxidase.

oxida'tion. The act of combining or of causing an element or compound to combine with oxygen.

oxide (oks'id, or oks'id). A compound of oxygen with another element or a radical. *acid* o., acid anhydride, a compound of oxygen with a negative element or radical; it can combine with water to form an acid. *ba'sic* o., a compound of oxygen with a positive element or radical; it can combine with water to form a base; see *anhydride*. *indif-ferent* o., neutral o. *neu'tral* o., one which is neither an acid nor a base, as water, H_2O . *sa'line* o., a neutral o. formed by the union of two oxides of the same element, one acid the other basic.

oxidize (oks'i-diz). To combine or cause an element or radical to combine with oxygen.

ox'ol. An antiseptic containing hydrogen peroxide and menthol or some other camphor in dilute alcohol; it is designated, according to the camphor employed, menthoxol, naphthoxol, etc.

ox'one. Commercial name of a preparation of hydrogen dioxide.

oxyacanthine (oks'i-ä-kan'thën). Berberine, an alkaloid, $C_{18}H_{15}NO_3$, from berberis, occurring in white or yellowish crystals of a bitter taste; it causes paralysis of the cerebrospinal centers.

oxyacid (oks'i-as'id). Oxacid.

oxyacia, oxyakolia (oks'i-ä-koy'ah) [G. *oxys*, acute, + *akōs*, hearing.] Increased sensitiveness to noises, occurring in facial paralysis.

oxybutyr'ia. The presence of oxybutyric acid in the blood or its excretion in the urine.

oxybutyric acid (oks'i-bu-tir'ik as'id). A monobasic acid, $C_4H_7O_5$, occasionally found in the blood and urine in diabetes.

oxycam'phor. A white crystalline powder, readily soluble in alcohol, an oxidation product of camphor; it is employed in medicine in the form of a 50 per cent. alcoholic solution; see *oxaphor*.

oxyblep'sia [G. *oxys*, acute, + *blepō*, I see.] Extreme acuteness of vision.

oxyceph'al'ia, oxyceph'aly [G. *oxys*, sharp, + *kephalē*, head.] Hypsicephalia, the occurrence of a high vertical index in a skull.

oxyceph'al'ic, oxyceph'alous. Noting a skull marked by oxycephalia, one with a sharp, peaked crown.

oxychinolin (oks'i-kin'o-lin). Oxyquinolin.

oxychloride (oks'i-klo'rid, or rid). A compound of oxygen with a metallic chloride.

oxycholine (oks-i-ko'lën). A poisonous alkaloid from several species of mushrooms; muscarine.

oxychromatin (oks-i-kro'mä-tin). Linin, oxyphile chromatin.

oxycine'sia [G. *oxys*, sharp, + *kinēsis*, movement.] Pain on movement.

oxy'dase. Oxidase.

oxyden'dron, oxyden'drum [G. *oxys*, sour, + *den-dron*, tree.] The leaves of *Oxydendrum arboreum*, sour-wood, sorrel-tree, a small tree of the mountains of southern Pennsylvania and West Virginia; employed in eclectic practice as a diuretic

in dropsy and in the prostatic troubles of old men, in doses of $\text{gr}\text{r}-5$ (0.06-0.3) of the specific preparation.

oxyesthesia, **oxyæsthesia** (oks'y-es-the'zi-ah) [G. *oxys*, acute, + *aisthēsis*, sensation.] Hyperesthesia, abnormal acuteness of sensation.

oxygen [G. *oxys*, acid, + *gennao*, I produce.] A gaseous element, symbol O, atomic weight 16, the most abundant and widely distributed of all the chemical elements; it combines with most of the other elements to form oxides, and is essential to animal and plant life. Oxygen is employed by inhalation in pneumonia, in dyspnea and cyanosis, and is sometimes given to athletes before a contest with the idea that it increases the "wind" and the staying powers.

oxygenase. A substance of protein nature, containing iron or manganese, which takes up oxygen and is converted into a peroxide; it is then rendered an active oxidizing enzyme by the action of peroxidase.

oxygenate. To saturate with oxygen.

oxygenation. Saturation with oxygen, noting especially the aeration of the blood in the lungs.

oxygenoid constitution. In homeopathy one of von Grauvogel's three constitutional groups, the one in which there is too great an oxidation of the blood. See *carbonitrogen* and *hydrogenoid*.

oxygeusia (oks-i-ju'si-ah) [G. *oxys*, acute, + *geusis*, taste.] Abnormal sharpness of the sense of taste.

oxyhematoporphyria. A derivative of hematoporphyrin found at times in the urine; it is distinguished from urohematoporphyrin by its color reaction, which is reddish.

oxyhemoglobin, **oxyhæmoglobin**. Hemoglobin in combination with oxygen; it gives solutions of a scarlet or bright red color.

oxyhydrogen. A mixture of oxygen and hydrogen, the combustion of which produces a brilliant white light when the flame is directed against a piece of lime.

oxyiodide (oks'i-i'o-did, or did). A compound of oxygen with a metallic iodide.

oxylalia [G. *oxys*, swift, + *lalia*, speech.] Abnormally rapid speaking.

oxyleucotin. A substance, $\text{C}_{22}\text{H}_{20}\text{O}_{11}$, derived from paracoto bark, the bark of an unknown tree in Bolivia, sometimes employed as a substitute for or adulteration of coto bark.

oxymel [G. *oxys*, acid, + *meli*, honey.] (Br.) Mel acetatum, vinegar of honey, a mixture of honey 40 and acetic acid 5, with distilled water; used as a gargle in sore throat and as an excipient. o. scillæ (Br. and N.F.). o. of squill; squill 2½, acetic acid 2½, water 8, honey sufficient to make a fluid with sp. gr. of 1.320 (Br.); a mixture of equal parts of vinegar of squill and honey (N.F.); dose, 3½-1 (2.0-4.0). o. **urginæ** (B.A.) oxymel of urginæ; urginæ 2½, acetic acid 2½, water 8 honey sufficient to make a fluid with specific gravity of 1.320; dose 3½-1 (2.0-4.0).

oxynarcotine. An alkaloid isolated from the mother liquor of narcaine, $\text{C}_{22}\text{H}_{22}\text{NO}_6$.

oxynetrine. Betaine.

oxynitic [G. *oxynitos*, making acid.] Acid-forming. o. cells, parietal cells, large oval or spherical granular cells in the cardiac gastric glands, secreting the acid of the gastric juice. o. glands, the acid-secreting glands of the stomach.

oxyopia (oks-i-o'pi-ah) [G. *oxys*, acute, + *ōps* (ōp-), eye.] Oxyblepsia.

oxyosphresia (oks'y-os-fre'si-ah) [G. *oxys*, acute, +

osphrēsis, smell.] Extreme acuteness of the sense of smell.

oxyparaplastin (ok'si-par-ah-plas'tin). The cephalic or ampho-oxyphil form of paraplastin.

oxypath'ia [G. *oxys*, acute, + *pathos*, suffering; i. An acute disease. 2. Oxyesthesia. 3. Oxyopathy.]

oxy'athy [G. *oxys*, acid, + *pathos*, suffering; i. diathesis characterized by inability to eliminate the unoxidizable acids which harm the organism by uniting with the fixed alkalies of the tissues, in general equivalent to arthritis, lithæmia, etc. the exudative diathesis.

oxy'aphil, **oxy'ophile** [G. *oxys*, acid, + *philos*, love; i. Acidophil, eosinophil. 1. Having an affinity for acid or protoplasmic dyes, such as eosin; taken by certain cell-granules and tissues. 2. & 3. especially a white blood cell, which stains readily with acid dyes.

oxyphil'ic, **oxyphil'ous**. Oxyphil(i).

oxyphonia [G. *oxys*, sharp, + *phōnē*, voice.] Shrillness or high pitch of the voice.

oxyphor. Oxaphor.

oxypropion'ic acid. Lactic acid.

oxypropylenedisocamylamine (oks-i-pro'pi-lle-ti-sō-ā-mil'ā-mēn). A synthetic alkaloid resembling somewhat atropine in its physiological action.

oxyquinasep'tol. Diaphtherin, a yellowish crystalline powder, soluble in water, employed as an antiseptic in 1 per cent. solution.

oxyquin'olin. Oxychinolin, carbostyryl, a derivative or substitution product of quinolin.

oxyrhine (oks'i-rin) [G. *oxys*, sharp, + *rhis*, nose.] Having a sharp-pointed nose.

oxyrygmia [G. *oxys*, acid, + *erygmōs*, eructation; i. Acid eructation.

oxy'salt. A salt formed from an oxacid.

oxyseps'in. An oxytoxin obtained from many cultures of the tubercle bacillus and other bacteria present in advanced stages of tuberculosis.

oxysparteine (oks-i-spar'te-ēn). An oxidized derivative of sparteine, occurring in the form of white crystals; employed as a cardiac tonic in doses of gr. ¼-1½ (0.03-0.09).

oxy'spore [G. *oxys*, sharp, + *sporos*, seed.] Sporozoite.

oxyto'cia [G. *oxys*, swift, + *tokos*, childbirth.] Rapid parturition.

oxyto'cic. 1. Hastening childbirth. 2. An agent which promotes the rapidity of labor.

oxytox'in. An oxidized toxin.

oxytuber'culin. A preparation made by treating tuberculin with peroxide of hydrogen; see *Hirschfelder's tuberculin*.

oxyuricide (oks-i-u'ri-sid) [*oxyuris* + L. *caedere*, to kill.] 1. Destructive to pinworms. 2. An agent which destroys pinworms.

oxyu'rid. A pinworm, *Oxyuris vermicularis*.

Oxyuris (oks-i-u'ris) [G. *oxys*, sharp, + *oura*, tail.] A genus of *Nematoda*. O. **vermicular'is**, pinworm, thread-worm, ascaris (pl. ascariides), a small white worm, 3 mm. (male) to 10 mm. (female) in length, inhabiting the ileum and cecum, and frequently at night wandering to the anus where it causes intense itching; it sometimes causes reflex symptoms of a convulsive nature.

oxyvas'eline. A proprietary ointment base, vegetable.

oxyzymol. Carvacrol.

Oz. Abbreviation for *ounce*.

oze'na, **ozæ'na** [G. *ozaina*, a fetid polypus] A fetid odor present in certain cases of atrophic, syphilitic, and other forms of chronic rhinitis.

laryngis, a fetid odor occurring in certain cases of atrophic laryngitis.

ozenous. Relating to ozena.

ozocerite, ozokerite (o-zo-se'rit, o-zo-ke'rit) [G. *osō*, I smell, + *kēros*, wax.] Mineral wax, mineral tallow, a mixture of paraffins occurring in nature, used as an ointment base.

ozochrota (o-zo-kro'shl-ah) [G. *osō*, I smell, + *chrōs*, skin.] Bromidrosis.

o'zogen. Trade name of a preparation of hydrogen peroxide.

ozomul'sion. Trade name of a preparation of guaiacol in cod-liver oil, recommended in pulmonary tuberculosis.

o'zonator. An apparatus for generating ozone and diffusing it in the atmosphere of a room.

ozone (o'zōn) [G. *osō*, I smell.] A modified and condensed form of oxygen, in which three atoms of oxygen are combined to form the molecule, O₃; air

containing a perceptible amount of O₃ has an odor suggesting chlorine or sulphurous acid gas. Ozone is formed by an electric discharge or by the slow combustion of phosphorus; it is a powerful oxidizing agent.

o'zonize. To saturate or impregnate with ozone.

ozonom'eter [*osone* + G. *metron*, measure.] A modified form of ozonoscope, in which by a series of test papers the amount of ozone in the atmosphere may be estimated.

ozon'ophore [*osone* + *phoros*, a bearer.] 1. A red blood-corpuscle. 2. A protoplasmic granule.

ozonoscope (o-zōn'o-skōp). Filter paper saturated with starch and potassium iodide or with litmus and potassium iodide; it turns blue in the presence of ozone.

ozostomia (o'zo-sto'mf-ah) [G. *osō*, I smell, + *stoma*, mouth.] Bad breath, a foul odor from the mouth.

P

P. Chemical symbol of *phosphorus*. Abbreviation of *pugillus*, a handful.

p. Abbreviation of *pupil*, and optic *papilla*.

pab'ular. Relating to pabulum, or food.

pab'ulin [L. *pabulum*, food.] The products of digestion, fats and proteins, contained in the blood just after the digestion of food.

pab'ulum [L.] Food, nutriment, aliment.

Pacchionian (pak-ke-o'ni-an). Relating to Antonio *Pacchioni*, Italian anatomist, 1665-1726; noting especially the *P. bodies*, glands, or *granulations*, *granulationes* arachnoideales*, the *P. foramen*, *incisura* tentorii*, and the *P. depressions*, *foveolae* granulares*.

pachemia, pachæmia (pā-ke'ml-ah). Pachyemia.

pachometer (pā-kom'e-ter). Pachyometer.

Pachon's meth'od (pā-shaw'n) [Michel Victor *Pachon*, French physician, *1867.] Cardiography, the patient lying on the left side.

pachy- [G. *pachys*, thick.] A prefix to words formed from Greek roots, carrying the notion of thick.

pachyacria (pā-ke-ak'ri-ah) [G. *pachys*, thick, + *akron*, tip.] 1. A bulbous thickening of the extremities of the fingers or toes. 2. Acromegaly.

pachyæmia (pā-ke-e'ml-ah). Pachyemia.

pachyblepharon (pā-ke-blef'ar-on) [G. *pachys*, thick, + *blepharon*, eyelid.] A thickening of the tarsal border of the eyelid.

pachycephalia, pachycephaly (pā-ke-sef-a'll-ah, pā-ke-sef'al-i) [G. *pachys*, thick, + *kephalē*, head.] Abnormal thickness of the skull.

pachycephalic, pachycephalous (pā-ke-sef-al'ik, pā-ke-sef'al-us). Relating to or marked by pachycephalia.

pachychilia (pā-ke-ki'll-ah) [G. *pachys*, thick, + *cheilos*, lip.] Swelling or abnormal thickness of the lips.

pachycholia (pā-ke-kol'i-ah) [G. *pachys*, thick, + *cholē*, bile.] Inspissation of the bile.

pachychromatic (pak'i-kro-mat'ik) [G. *pachys*, thick, + *chromatin*.] Having a coarse chromatin reticulum.

pachychymia (pā-ke-ki'ml-ah) [G. *pachys*, thick, + *chymos*, juice.] Inspissation of the chyme.

pachydactylous (pā-ke-dak'til-us). Relating to or characterized by abnormal thickness of the fingers or toes.

pachydactyly (pā-ke-dak'til-i) [G. *pachys*, thick, + *daktylos*, finger or toe.] Enlargement of the fingers or toes, especially at their extremities, *pachyacria* (x).

pachyderma (pā-ke-dur'ma). Pachydermia.

pachydermatocoele (pā-ke-dur-mat'o-sēl) [G. *pachys*, thick, + *derma*, skin, + *kēlē*, tumor.] Dermatolysis.

pachydermatosis (pā-ke-dur-mā-to'sis) [G. *pachys*, thick, + *derma*(*dermat-*), skin, + *ōsis*.] Pachydermia.

pachydermatous (pā-ke-dur'mā-tus). Relating to pachydermia, thick-skinned.

pachydermia (pā-ke-dur'ml-ah) [G. *pachys*, thick, + *derma*, skin.] 1. Elephantiasis. 2. Increased resistance of the red cells in anemia. **p. laryn'gis**, a circumscribed connective-tissue hyperplasia at the posterior commissure of the larynx.

pachydermic (pā-ke-dur'mik). Pachydermatous.

pachyemia, pachyæmia (pā-ke-e'ml-ah). Insatiation of the blood.

pachyglossia (pā-ke-glos'i-ah) [G. *pachys*, thick, + *glossa*, tongue.] Hypertrophy of the tongue, *macroglossia*.

pachygnathous (pā-kig'nath-us) [G. *pachys*, thick, + *gnathos*, jaw.] Characterized by a large, thick jaw.

pachyhemia, pachy hæmia (pā-ki-he'ml-ah). Pachyemia.

pachyhymenia (pā-ke-hi-me'nf-ah) [G. *pachys*, thick, + *hymēn*, membrane.] Pachymenia.

pachyhymenic (pā-ke-hi-men'ik). Pachymenic.

pachyleptomeningitis (pā-ke-lep'to-men-in-jit'is) [G. *pachys*, thick, + *leptos*, thin, + *mēninx* (*mēning-*), membrane, + *-itis*.] Inflammation of all the membranes of the brain or spinal cord.

pachylosis (pā-ke-lo'sis) [G. *pachylos*, rather coarse.] Xerosis, a condition of roughness, dryness, and thickening of the skin, either general or local.

pachymenia (pā-ke-me'nf-ah). *Pachyhymenia*, *pachydermia*, thickening of the skin or other membranes.

pachymenic (pā-ke-men'ik). Marked by thickening of the skin or other membranes, *pachyhymenia*, *pachydermatous*.

pachymeningitis (pā-ke-men-in-jit'is) [G. *pachys*, thick, + *mēninx* (*mēning-*), membrane, + *-itis*.] Inflammation of the dura mater. **p. exter'na**, inflammation of the outer surface of the dura mater. **p. inter'na**, inflammation of the inner surface of the dura mater.

pachymeninx (pā-ke-me'ninks) [G. *pachys*, thick, + *mēninx*, membrane.] The dura mater.

pachymeter (pā-kim'e-ter) [G. *pachys*, thick, + *metron*, measure.] An instrument for measuring the thickness of any object, especially of the objects such as a plate of bone or a membrane.

pachynsis (pā-kin'sis) [G. thickening.] Any pathological thickening.

pachyntic (pā-kin'tic). Relating to pachymen, pathologically thickened.

pachyotia (pā-ki-o'shl-ah) [G. *pachys*, thick, + *ōtis* (*ōt-*), ear.] Thickness and coarseness of the auricles.

pachypelviperitonitis (pā-ke-pel'vi-per-i-tō-m'et'is). Pachyperitonitis of the pelvis.

pachyperitonitis (pā-ke-per-i-tō-ni'(ne')tis) [G. *pachys*, thick, + *peritonium*, peritoneum, + *-itis*.] Productive peritonitis, inflammation of the peritoneum with thickening of the membrane.

pachypleuritis (pak-i-plu-ri'(re')tis) [G. *pachys*, thick, + *pleura* + *-itis*.] Productive pleuritis, inflammation of the pleura with thickening of the membrane.

pachypodous (pā-kip'o-dus) [G. *pachys*, thick, + *pous* (*pod-*), foot.] Having large thick feet.

pachysalpingitis (pā-ke-sal-pim-jit'is) [G. *pachys*, thick, + *salpinx* + *-itis*.] Chronic purulent salpingitis.

pachysalpingo-oothecitis (pā-ke-sal'pin-go-o-thē-si'(se')tis) [G. *pachys*, thick, + *salpinx* (*salper-*), trumpet, + *ōothēkē*, ovary, + *-itis*.] Chronic parametritic inflammation of the ovary and Fallopian tube.

achysalpingoovaritis (pă-ke-sal'pin-go-o-vă-ri-(re')tis) [*G. pachys*, thick, + *salpinx* + *L. ovarium*, ovary, + *G. -itis*.] Pachysalpingo-oöthecitis.

achysomia (pă-ke-so'ml-ah) [*G. pachys*, thick, + *sōma*, body.] Pathological thickening of the soft parts of the body, notably in acromegaly.

achyvaginitis (pă-ke-vaj-in-al-i'(e')tis) [*G. pachys*, thick, + *L. (tunica) vaginalis* + *G. -itis*.] Chronic inflammation with thickening of the tunica vaginalis testis.

achyvaginitis (pă-ke-vaj-in-i'(e')tis) [*G. pachys*, thick, + *L. vagina* + *G. -itis*.] Chronic colpitis with thickening and induration of the vaginal walls. *p. cystica*, colpohyperplasia cystica.

aciflic Congress Springs, California. Alkaline-saline-chalybeate-carbonated waters, 50° F. Several springs. Used by drinking in anemia, dyspepsia, gout, rheumatism, skin diseases, liver affections, and disorders of the kidneys and bladder.

acin'ian. Referring to or described by Filippo *Pacini* (pah-che'ne), Italian anatomist, 1812-1883; noting especially the *Pacinian corpuscle* or body, corpusculum* lamellosum.

ack. 1. To fill or stuff, to tampon. 2. To enwrap, to envelop the body in a wet sheet or blanket. 3. The process of enveloping one in a wet sheet or blanket, or the material so used. *cold p.*, a p. in a sheet wrung out of cold water. *dry p.*, enveloping one in dry warmed blankets in order to induce profuse perspiration. *hot p.*, a p. in a sheet wrung out of hot water. *wet p.*, the usual form of p. in a sheet wrung out of hot or cold water.

ack'er. An instrument for use in tamponing the vagina or other cavity.

packing. 1. Tamponing, filling a natural cavity or a wound with cotton-wool, gauze, or other material. 2. The material used in packing. 3. The application of a wet pack.

pad. A bundle of soft material forming a cushion, used in making pressure on a part, in relieving pressure, or in filling a depression so that dressings may fit snugly. *suck'ing p.*, corpus adiposum buccæ.

pad-. For words so beginning see under *pad-*.

Pagano's reac'tion (pah-gah'no). A reaction similar to the conjunctival reaction of Calmette, when the tuberculin preparation is applied to the meatus urinarius.

Pagenstecher oint'ment (pah'gen-stekh-er) [Alexander *Pagenstecher*, German ophthalmologist, 1828-1879.] An eye-salve containing yellow oxide of mercury. *P. thread*, linen thread impregnated with celluloid; employed as a suture material, especially in intestinal work.

Paget's ab'scess (paj'et) [Sir James *Paget*, English surgeon, 1814-1899.] Residual abscess.* *P.'s cells*, peculiarly transformed epithelial cells, formerly regarded as psorospemia, occurring in *P.'s disease* of the nipple. *P.'s disease*, (1) osteitis deformans; (2) an eczematoid affection of the nipple and areola, sometimes becoming carcinomatous. *P.'s fibroid*, spindle-cell sarcoma in the subcutaneous connective tissue.

pago'plexia [*G. pagos*, frost, + *plēxis*, stroke.] Frostbite.

Pago's Springs, Colorado. Alkaline-saline waters, 155° F. One spring. Used by drinking and bathing in anemia, gout, rheumatism, and syphilis.

-pago [*G. pagos*; *pēgnymi*, I fasten together.] A termination denoting a twin monster, the first element of the word denoting the point of attachment; practically the same as *-dymus*.

paidol'ogy. Pædology, pedology.*

pain [*L. pama*, a fine, a penalty.] 1. Suffering, either physical or mental; an impression on the sensory nerves causing distress or, when extreme, agony. 2. One of the uterine contractions occurring in childbirth. **after-pains**, uterine contractions continuing after the completion of labor. **bearing-down' p.**, a uterine contraction accompanied with straining and tenesmus. **false pains**, colicky pains due to slight uterine contractions, preceding the beginning of labor. **girdle p.**, a painful sensation encircling the body like a belt, occurring in tabes dorsalis or other spinal-cord disease. **growing p.**, a rheumatic p. or cramp occurring in the young. **imper'ative p.**, an insistent painful sensation, occurring especially in psychasthenics. **intermenstrual p.**, mid-pain, pelvic pain of uncertain causation, occurring with each successive intermenstrual period. **osteocop'ic p.**, pains in the bones, especially at night.

abdomen, celiagia, celiodynia, coeliagia, coeliodynia, splanchnodynia, visceralgia, colic, bellyache; see also *bladder*, *intestine*, *kidney*, *liver*, *ovary*, *ureter*, *uterus*. **abnormal**, paralgia, paralgiesia. **absence of**, analgia, analgesia, anodynia. **ankle**, tarsalgia. **anus**, proctalgia, proctodynia, proctagra. **arm**, brachialgia. **back**, notalgia, dorsalgia, rachialgia, notodynia, dorso-dynia; lumbago, osphalgia, lumbodynia; see also *spine*. **bladder**, cystalgia, cystodynia. **bone**, osteocopus, dolor nocturnus, dolor tenebrans (night pain of syphilis). **breast**, mastalgia, mastodynia, mazodynia, mammalgia. **burning**, causalgia, adaxoma. **cartilage**, chondralgia, chondrodynia. **caused by a touch**, haphalgiesia. **caused by cold**, cryalgiesia. **caused by heat**, thermalgesia. **caused by light**, photalgia, hyperalgiesia optica. **caused by sounds**, hyperalgia acustica, hyperesthesias acustica, odynacusis. **causing**, algetic, algogenic, odynephorous, dolorific. **chest**, thoracalgia, thoracodynia, thoracomodynia, intercostal neuralgia, pleurodygia. **coccyx**, coccyodynia, coccygodynia, coccyalgia, coccydynia. **cornea**, keratalgia, ceratalgia, keratodynia, ceratodynia. **diaphragm**, diaphragmalgia, diaphragmodynia. **diminished sensation**, hypalgiesia, hypalgia. **during sleep**, hypnalgia. **ear**, otalgia, otodynia, earache. **elbow**, anconalgia. **excessive**, hyperalgia, megalgia. **extremities**, melagra, melalgia. **eye**, ophthalmagra, ophthalmalgia, ophthalmodynia. **face**, dolor faciei, face-ache, facial neuralgia, prosopalgia, prosopodynia, prosoponeuralgia. **fear of**, algophobia, odynophobia. **fingers**, dactylalgia. **foot**, podalgia, pododynia. **hand**, chiralgia. **head**, headache, cephalalgia, cephalodynia, migraine, hemicrania, dolor capitis, brow-ache, brow-ague, cerebralgia; monoopia, clavus (localized). **heart**, cardiagra, cardiodynia, angina pectoris, angor pectoris. **heavy**, baryodynia. **heel**, talalgia. **hip**, coxagra, coxalgia, coxodynia, ischias, ischioneuralgia, ischialgia. **increased sensation**, hyperalgiesia. **in defecating**, tenesmus. **in swallowing**, odynophagia, sore-throat, dysphagia, angina. **intestine**, enteralgia, enterodynia, tormina, gripes, colic. **in urinating**, odynuria, dysuria, strangury, tenesmus vesicæ. **iris**, iridalgia, iralgia. **jaw**, gnathalgia. **joint**, arthralgia, arthrodygia. **kidney**, nephralgia, nephrodygia, nephrodyneuria. **knee**, gonalgia, gonyalgia. **larynx**, laryngalgia, laryngodynia. **leg**, melagra, melalgia, meralgia, scelalgia. **ligament**, desmalgia, desmodynia. **liver**, hepatalgia, hepatodynia. **loss of sensation of**, analgesia, anesthesias (all sensation); hemianalgiesia, hemianesthesia (on one side). **measurement of**, algometry. **menstrual**, dysmenorhea. **mental**, psychalgia. **mouth**, stomatalgia, stomatodynia. **muscle**, myalgia, myodynia. **neck**, trachelodynia, cervicodynia. **nerve**, neuralgia, neurodygia. **nose**, rhinalgia, rhinodynia. **on movement**, cinesalgia, cinesialgia, kinesialgia, kinesialgia, oxycinesia. **ovary**, oöthecalgia, oöthoralgia, ovarialgia, ovarialgia, ovarian neuralgia. **pancreas**, pancreatalgia. **penis**, phallalgia, phalldodynia. **pharynx**, pharyngalgia, pharyngodynia. **prepuce**, posthialgia. **rectum**, proctagra, proctalgia, proctodynia, rectalgia. **relieving**, analgesic, anodyne, anesthetic. **resulting from overuse of a part**, epersalgia. **sacrum**, hieralgia, shoulder, omagra, omalgia, omodynia. **side**, pleurodygia. **slight**, hypalgia. **spine**, rachialgia, rachiorheuma, rachialgia, rachiodynia, spondylalgia, spondylodynia; hieralgia (sacrum); coccyalgia, coccygodynia, coccydynia, coccyodynia (coccyx); notalgia. **spleen**, splenalgia, splenodynia, sternum, sternalgia, sternodynia. **stomach**, gastralgia, gastrodynia, cardialgia, stomachache, stomacalgia. **sympathetic**, synalgia. **teeth**, odontalgia, odontodynia, odontagra, toothache. **testi-**

cle, orchialgia, orchidalgia, orchiodynia, orchidodynia, thigh, meralgia; ischias, ischialgia, sciatica (in the sciatic nerve). tongue, glossalgia, glossodynina. ureter, ureteralgia. urethra, urethralgia, urethrodynia. uterus, hysteralgia, hysterodynia, hysterocolic, metralgia, metrodynia, uteralgia, uterine colic. vagina, colpalgia, colpodynina. varietles, boring, pungent, terebrant; darting, shooting, lacinating, fulgurant, lightning; nocturnal, osteocopic; jumping, starting; tearing, lacerating; grinding, intensive; throbbing; acute, sharp; dull; aching; girdle; labor; false, niggling, premonitory, bearing-down, dilating, expulsive, alter.

paint'er's col'ic. Lead colic.*

Pajot's hook (pá-zho') [Charles Pajot, Parisian accoucheur, 1816-1896.] A hook used in decapitation of the fetus; it has a groove which carries a strong cord, the decapitation being effected by a sawing movement of the string.

paleogenesis, paleontology. See *paleogenesis, paleontology*.

pal'atal. Relating to the palate or the palate bone.

pal'ate [L. *palatum*.] The roof of the mouth, the bony and muscular partition between the oral and the nasal cavities; popularly the uvula. **arch of the p.**, the vaulted roof of the mouth. **cleft p.**, palatum fissum, uranoschisis; a congenital fissure in the median line of the palate, usually associated with harelip. **falling p.**, elongated uvula, uvula descendens, cionoptosis, staphyloptosis. **hard p.**, palatum durum, the bony portion of the roof of the mouth. **pendulous p.**, soft p.; uvula. **soft p.**, palatum molle, velum pendulum palati, the posterior fleshy portion of the palate, dividing the oral from the nasal pharynx.

pal'ate-hook. An instrument for pushing aside the soft palate in order to facilitate posterior rhinoscopy.

palate-my'ograph. Palatograph.

palat'iform [L. *palatum*, palate, + *forma*, form.] Palate-shaped, resembling the palate.

palatine (pal'a-tin) [L. *palatinus*.] Relating to the palate.

pal'atinoid. Trade name of a form of envelope or capsule used for the administration of drugs of bitter or disagreeable taste.

palatitis (pal-á-ti'(te)'tis) [L. *palatum*, palate, + G. *-itis*.] Uranisconitis.

palatogloss'al. Relating to the palate and the tongue, or to the palatoglossus muscle.

palatogloss'us [L. *palatum* + G. *glōssa*, tongue.] The palatoglossal muscle; see under *musculus*.

palatog'nathous [L. *palatum*, palate, + G. *gnathos*, jaw.] Having a cleft palate.

palatograph [L. *palatum* + G. *graphō*, I record.] Palate-myograph, an instrument used in recording the movements of the soft palate in speaking and during respiration.

pal'atomax'illary. Relating to the palate and the maxilla.

palatomy'ograph [L. *palatum* + G. *mys*, muscle, + *graphō*, I record.] Palatograph.

palatona'sal. Relating to the palate and the nasal fossæ.

palatopharynge'al. Relating to the palate and the pharynx.

pal'atopharynge'us. The palatopharyngeal muscle; musculus* pharyngopalatinus.

pal'atoplasty [L. *palatum* + G. *plassō*, I form.] Uranoplasty.

palatople'gia [L. *palatum*, palate, + G. *plēgē*, stroke.] Uranoplegia, paralysis of the soft palate.

palator'haphy [L. *palatum* + G. *rhapō*, suture.] Uranorrhaphy.

pal'atosalpinge'us [L. *palatum*, palate, + G. *salpinx*, trumpet.] Musculus tensor veli palatini.

palatoschisis (pal-á-toe'ki-sis) [L. *palatum* + *schisis*, fissure.] Uranoschisis.

pal'atostaphyl'us [L. *palatum* + *staphylē*, ear.] A bundle of muscular fibers from the tensor veli palatini joining the musculus uvulae.

pal'ato-uvula'ris muscle. Musculus uvulae.

palat'um [L.] Palate. **p. du'rum**, hard palate; a concave elliptical bony plate, constituting the roof of the oral cavity, formed of the palatine process of the maxilla and the horizontal portion and part of the pyramidal process of the palate bone on either side. **p. mol'le**, soft palate, velum pendulum palati, the posterior muscular portion of the palate, forming an incomplete septum between the mouth and the pharynx and between the pharynx and the nasal fossæ.

paleogenesis, paleogenensis (pa'le-o-jen'e-sis) [*palaio*, ancient, + *genesis*, origin.] The hereditary transmission of peculiarities of organization in absolute latency for periods of indefinite length invoked by Hutchinson in explanation of certain human diseases—the dappled skin of leopards' collis, for example, a similar marking occurring normally in the deer and horse; the occurrence in both animals and man being an inheritance from some infinitely remote common ancestor.

paleogenet'ic. Relating to paleogenesis.

pal'ea [L. chaff.] In botany: 1. A scaly outgrowth of the epidermis in ferns. 2. An inner bract subtending the flower in grasses. 3. A bract.

paleontology, paleontology (pa'le-on-to'l-ō-jē) [*palaio*, ancient, + *ōn(ōn)*, a being, - *ōn*.] Science in relation to life on the globe in the ancient times, as revealed in the fossil remains.

pal'inal. [G. *palin*, backward.] Moving backward. **palindromia** (pal-in-dro'mi-ah) [G. a return, back.] A relapse or recurrence of a disease.

palindrom'ic. Relating to palindromia, relapsing, recurring.

palinge'neis [G. *palin*, again, + *genesis*, production.] 1. The transmission of hereditary peculiarities in succeeding generations. 2. Regeneration.

palirrhe'a, palirrhos'a [G. *palirrhoia*, the ebb and flow of the tide.] 1. The return of a ductary after its cessation. 2. Regurgitation.

palisade' layer, the basal layer, of columnar epithelial cells containing pigment, of the stratum mucosum. **p. worm, Strongylus equinus.**

palla'dium. A metallic element, symbol Pd at. weight 106.7, occurring with and resembling platinum.

pallanesthesia, pallanesthesia (pal'an-es-the'di-ah) [G. *pallō*, I quiver, + *anesthesia*, insensibility.] Apalesthesia, insensibility of the bones to the stimulus of a tuning fork.

palles'cence [L. *palescere*, to become pale.] **Pall'escence** [Pal'es-the'si-ah] [G. *pallō*, I quiver + *aisthēsis*, sensation.] A peculiar vibrating sensation, such as is felt when the foot of a tuning fork in vibration is placed over subcutaneous bony surfaces.

pal'lial. Relating to the pallium cerebri.

pal'liate [L. *palliare*; *palliare*, to cloak.] To mitigate, to reduce the severity of, to relieve slightly.

pal'lative. Mitigating, reducing the severity of, noting a method of treatment of a disease or of its symptoms.

pal'lidum [L. *pallidus*, pale.] The globus pallidus of the lenticular nucleus.

pall'ium [L. cloak.] Mantle, brain-mantle, the cerebral cortex with the subjacent white substance.

lor [L.] Paleness.

m (palmus) [L. *palmā*.] 1. The flat of the hand, the flexor or anterior surface of the hand, the opposite of the dorsum; *volā manus* [BNA]; it includes roughly the anterior surface of the metacarpus from the wrist to the fingers. 2. A palm-tree, a member of the order *Palma*, including the cocoanut-palm, the date-palm, etc. **ma** (pal'mah) [L.] 1. Palm of the hand, *volā*. 2. Palm-tree.

mar [L. *palmaris* from *palmā*.] Referring to the palm of the hand, volar. **p. arch**, arcus* volaris [BNA].

maris (pal-mah'(ma')ris). One of two muscles, *p. brevis* and *p. longus*; see under *musculus*.

mate. In botany, noting a leaf about as broad as long.

mat'ed [*palmate* + L. *findere*, to cleave.] In botany, noting a palmate leaf with the blade cut about half way in toward the midrib.

mat'ure (pal-mā-tūr) [L. *palmā*, palm.] Adhesion or webbing of the fingers.

mel'ta [G. *palmos*, a jelly-like vibration.] A genus of algae, colonies of which occur enclosed in a jelly-like mass. **p. stage**, a stage in the growth of certain of the lower vegetable organisms in which the colonies are enclosed in a jelly-like mass, zooglea stage. **P. cruen'ta**, a species of fresh-water algae, the source of palmellin.

mellin. A red coloring matter formed by an alga, *Palmella cruenta*.

met'to [Sp. *palmito*, dim. of *palmā*, palm.] A name given to a number of small palm trees. **saw p.**, sabal.

mic. 1. Relating to a palmus, beating, throbbing. 2. Palmitic.

min. Palmitin. **p. test**, a test of pancreatic efficiency, based upon the fact that the presence of fat in the stomach causes the pylorus to open and admit the pancreatic juice; this splits the palmin so that an examination of the stomach contents, after a test-meal containing palmin, will reveal the presence of fatty acids.

mitic acid. An acid, $C_{15}H_{31}O_2$, occurring in palm oil and other fats.

mitin. Tripalmitin, a solid crystallizable substance, the triglyceride of palmitic acid, occurring in palm-oil; it melts at 113° F. (85° C.).

mod'ic. Relating to palmus (1).

moform. Methylene guaiacol, a colorless, tasteless, and odorless powder obtained by the action of formic aldehyde on guaiacol; employed for the same purposes as guaiacol in doses of gr. 8-15 (0.5-1.0).

mo'copy [G. *palmos*, pulsation, + *skopeō*, I examine.] Examination of the cardiac pulsation.

mo's [G. *palmos*, pulsation, quivering.] 1. Convulsive tic. 2. Rhythmical fibrillary contractions in a muscle. 3. The heart-beat.

my'ra Mineral Springs, Wisconsin. Alkaline-calcic waters, 50° F. to 72° F. Used by drinking and bathing in dyspepsia, liver disorders, Bright's disease, skin diseases, and rheumatism. The summer months.

p'able [G. *palpabilis*; *palpare*, to feel.] 1. Perceptible to touch; that can be palpated. 2. Evident, plain, manifest.

p'ata. To examine by feeling and pressing with the palms of the hands and the fingers.

pal'pation. 1. Examination by means of the hands, to outline the organs or tumors of the abdomen, to determine the degree of resistance of various parts, to feel the heart beat, the vibrations in the

chest, etc. 2. Touching, feeling or perceiving by the sense of touch.

palpatom'etry [*palpation* + G. *metron*, measure.] Measurement of the degree of pressure which can be made without causing pain.

pal'patopercus'sion. Examination by means of combined palpation and percussion.

palpato'rium. An instrument used to detect tender points in the abdomen by palpation during a fluoroscopic examination.

palpebra, pl. *palpe'brae*, gen. pl. *palpebra'rum* (pal-pe'brah) [L.] Eyelid. **p. infe'rior**, lower eyelid. **p. supe'rior**, upper eyelid. **p. ter'tia**, third eyelid, the membrana* nictitans in the horse.

pal'pebral. Relating to an eyelid or the eyelids.

palpebra'tis. Palpebral muscle, musculus levator palpebrae superioris.

pal'pebrate [L. *palpebra*, eyelid.] 1. Having eyelids. 2. To wink.

palpebra'tion. Winking.

palpebritis (pal-pe-bri'(bre')tis) [L. *palpebra*, eyelid, + G. *-itis*.] Blepharitis.

palpitation (pal-pi-ta'shun) [L. *palpitare*, to throb.] Forceful pulsation of the heart, perceptible to the patient, usually with an increase in frequency, with or without irregularity in rhythm.

palsy (paw'l'zī). Paralysis. **Bell's p.**, facial paralysis. **birth-p.**, obstetrical paralysis, paralysis, hemiplegia or diplegia, due to cerebral hemorrhage occurring at birth or to a disease of intra-uterine life. **bulbar p.**, glossolabiolaryngeal paralysis. **creeping p.**, progressive muscular atrophy. **crutch p.**, paralysis of the arm caused by the pressure of the crosspiece of a crutch. **lead p.**, paralysis of the extensor muscles of the wrist occurring in poisoning by lead; wristdrop. **night p.**, waking numbness.* **printer's p.**, a neuritis, due to chronic antimonial poisoning, affecting chiefly the ulnar side of the forearm and hand. **scriv'ener's p.**, writer's cramp. **shaking p.**, paralysis agitans. **wasting p.**, progressive muscular atrophy.

Paltauf's dwarf'ism or **nan'ism** (pahl'towf) [Arnold *Paltauf*, German physician, 1860-1893.] A form of nanism associated with lymphatism.

pal'udal [L. *palus*, a swamp.] 1. Marshy. 2. Malarial.

paludide (pal'u-dēd) [Fr.] A skin eruption of supposed malarial causation.

pal'udism [L. *palus* (palud-), marsh.] Malaria.

palus'tral [L. *palus*, a swamp.] Paludal.

pambota'na bark. The bark of a Mexican tree, *Calliandra houstoni*, which has been used as a substitute for cinchona, in doses of $\frac{3}{4}$ -1 (15.0-30.0).

pampin'iform [L. *pampinus*, tendril, + *formā*, form.] Resembling a tendril. **p. plexus**, a plexus of veins of the spermatic cord, see *plexus** *pampiniformis*.

pampinocele (pam-pin'o-sēl) [L. *pampinus*, tendril, + G. *kēlē*, tumor.] Varicocele.

pample'gia [G. *pas* (pan), all, + *plēgē*, stroke.] Paraplegia.

pan- [G. *pas* (pan), all.] A prefix to words derived from Greek roots, implying all, entire.

panacea (pan-ā-se'ah) [G. *panakēia*, a universal remedy.] A remedy claimed to be curative of all diseases; a cure-all.

Panace'a Springs, North Carolina. Alkaline-saline-chalybeate-carbonated waters. From 15 to 20 springs. Used by drinking in anemia, chronic diarrhea, diseases of women, and debility.

Panama' bark Quillaja. **P. fever**, Chagres fever, pernicious remittent fever.

pan'aris, panaritium (pan-ă-rish'ŭ-um) [L.] Whitlow, paronychia.*

panarthrit (pan-ar-thri'(thre)'tis) [G. *pas(pan)*, all, + *arthron*, joint, + *-itis*.] 1. Inflammation involving all the tissues of a joint. 2. Inflammation of all the joints of the body.

Panas's operation (pă-nah') [Photinos *Panas*, Parisian ophthalmologist, 1832-1903.] Connecting the upper eyelid with the occipitofrontalis muscle, for the relief of congenital ptosis.

panat'rophy [G. *pas(pan)*, all, + *atrophia*, atrophy.] 1. Atrophy of all the parts of a structure. 2. General atrophy of the body.

pan'ax. Ginseng, the root of several species of *Panax* of the family *Arabiaceae*. The American ginseng, *P. quinquefolia* is employed in eclectic practice as a mild sedative and in cases of nervous dyspepsia, in hourly doses of $\text{m}\ddot{\text{g}}$ -1 (0.03-0.06) in water, of the specific preparation.

panblas'tic [G. *pas(pan)*, all, + *blastos*, germ.] Relating to all the layers of the blastoderm.

pancarditis (pan-kar-di'(de)'tis) [G. *pas(pan)*, all, + *kardia*, heart, + *-itis*.] Inflammation of all the structures of the heart.

panchrest (pan'krest) [G. *panchrēstos*, good for everything.] *Panacea*, cure-all.

Pan'coast's operation [Joseph *Pancoast*, Philadelphia surgeon, 1805-1882.] Division of the trigeminal nerve at the foramen ovale. *P.'s suture*, union of two edges, in plastic surgery, by a tongue-and-groove arrangement.

pancreaden (pan'kre-ă-den). Trade name of a pancreatic extract recommended in diabetes.

pan'creas [G. *pas(pan)*, all, + *kreas*, flesh.] Abdominal salivary gland; in animals used for food, abdominal sweetbread; an elongated lobulated gland, devoid of capsule, extending from the concavity of the duodenum to the spleen; it consists of a flattened head (*caput*) at the duodenal end, a curved neck (*collum*) and an elongated three-sided body (*corpus*) extending transversely across the abdomen. The tail (*cauda*) is the pointed left extremity of the body in contact with the spleen. The gland secretes the pancreatic juice, discharged into the intestine, and an internal secretion. *lesser p.*, *p. minus*. *p. accessorium*, a detached portion of pancreatic tissue sometimes found in the wall of the stomach or of the duodenum. *p. minus*, the unciform process of the *p.*, or that part which extends along the upper aspect of the third portion of the duodenum, which is sometimes entirely detached from the rest of the gland; called also *lesser*, *small*, *uncinate*, *Willis's*, or *Winslow's pancreas*, and *processus uncinatus* [BNA]. *p. of Aselli*, a collection of mesenteric glands near the cecum into which many of the lymphatics of the small intestine and of the beginning of the large intestine empty. *small p.*, *unciform p.*, *uncinate p.*, *p. minus*.

calculus, *pancreatolith*. *disease*, *pancreopathy*, *pancreatopathy*. *enlargement*, *pancreatomephraxis*, *pancreatomegaly*. *excision*, *pancreatotomy*, *pancrectomy*. *ferments*, *pancreatin*, *amyllopsin*, *trypsin*, *steapsin*. *incision*, *pancreotomy*, *pancreatotomy*. *inflammation*, *pancreatitis*. *pain*, *pancreatagia*. *tumor*, *pancreatonecrosis*. *ulceration*, *pancreathelecosis*.

pancreatalgia (pan'kre-ă-tal'jĭ-ah) [G. *pankreas* + *algos*, pain.] Pain in the pancreas.

pancreatotomy (pan'kre-ă-tek'to-mĭ) [G. *pankreas* + *ektomē*, excision.] Excision of the pancreas.

pan'creatomephraxis [G. *pankreas* + *emphraxis*, a stoppage.] Obstruction in the pancreatic duct, causing swelling of the gland.

pancreathelecosis (pan'kre-ath-el-kō'sis) [N. *pankreas* + *helkōsis*, ulceration.] Suppurative inflammation or abscess of the pancreas.

pancreatic (pan-kre-at'ik). Relating to the pancreas. *p. juice*, the external secretion of the pancreas, a clear alkaline fluid containing several enzymes: a diastatic enzyme, *amyllopsin*; a proteolytic enzyme, *trypsin*; a steatolytic enzyme, *steapsin*; an enzyme emulsifying neutral fat, and a milk-curdling enzyme.

pancreat'icoduodenal. Relating to the pancreas and the duodenum.

pancreatin, pancreatinum (pan'kre-ă-tin, pan'kre-ah'ten'um). (U.S.) A mixture of the extracts from the pancreas of the ox or hog, occurring in the form of a cream-colored powder; used internally as a digestive, and also as a pancreatic agent in preparing predigested foods; it contains the proteolytic *trypsin*, the amylolytic *amyllopsin*, and the lipolytic *steapsin*.

pancreatinokinase (pan-kre-at'ŭ-no-kin'ās). Trade name of a mixture of pancreatin and extract of pancreas recommended as a digestant.

pancreatitis (pan-kre-ă-ti'(te)'tis). Inflammation of the pancreas.

pancreatolith (pan-kre-at'o-lith) [G. *pankreas*, *lithos*, stone.] A pancreatic concretion, pancreatic calculus.

pancreatolithotomy (pan'kre-ă-to-li-thō'tō-mĭ) [*pankreas* + *lithos*, stone, + *tomē*, incision.] Operation for the removal of a calculus from the pancreas.

pancreatolysis (pan'kre-ă-to-li'sis) [G. *pankreas*, *lysis*, solution.] Destruction of the substance of the pancreas.

pancreatolytic (pan'kre-at-o-li'tik). Relating to pancreatolysis, destructive to the pancreas.

pancreat'omy. Pancreatotomy.

pancreaton'cus [G. *pankreas* + *onchos*, swelling.] A tumor of the pancreas.

pancreatop'athy [G. *pankreas* + *pathos*, suffering.] Any disease of the pancreas.

pancreatotomy (pan-kre-ă-to'tō-mĭ) [G. *pankreas*, *tomē*, incision.] Incision of the pancreas for the removal of a new growth, evacuation of a calculus, etc.

pancrectomy (pan-kre-ek'tō-mĭ). Pancreatotomy.

pancreobis'muth. Trade name of a digestive mixture of bismuth and the pancreatic ferments.

pan'creodiges'tin. Trade name of a mixture of several of the digestive ferments with lactase and hydrochloric acids.

pan'creolith, pan'creolithotomy. Pancreatolithotomy.

pancreol'ysis. Pancreatolysis.

pancreol'y'ic. Pancreatolytic.

pan'creon, pan'kreon. Trade name of a fine powder obtained by the action of tannin on pancreatin; recommended as a substitute for pancreatin in doses of gr. 5-8 (0.3-0.4).

pancreatop'athy [G. *pankreas* + *pathos*, suffering.] Pancreatopathy.

pandem'ic [G. *pas(pan)*, all, + *dēmos*, the people.] 1. Noting a disease affecting or attacking a large proportion of the population of a country extensively epidemic. 2. An epidemic of great prevalence, attacking a large proportion of the population.

Pan'der's island or nu'cleus [Heinrich Christian *Pander*, German anatomist, 1761-1841.] A small, lenticular collection of nerve cells lying between the thalamus, between the nucleus semiovatus and the corpus albicans.

pandiculation [L. *pandiculari*, to stretch oneself.]

The act of stretching, as when awaking.

anelec'troscope. A sort of universal electroscope, or appliance for viewing the accessible cavities and canals of the body by means of electric illumination.

anesthesia, panesthesia (pan-es-the'zi-ah) [L. *pas* (pan), all, + *aisthesis*, sensation.] The sum of all the sensations experienced by a person at a given period; cenesthesia.

Paneth's granular cells (pah'nät) [Josef Paneth, German physician, *1857.] Granular cells in the glands of Lieberkühn, present between the epithelial cells at the bottom of the crypts.

pangad'uin. A substance supposed to contain all the essential principles of cod-liver oil.

pan'gen [G. *pas*, all, + *gennaō*, I produce.] Determinant.

pangenesis [G. *pas* (pan), all, + *genesis*, production.] The theory of Darwin that every separate part of the organism reproduces itself in the progeny, each ovule and spermatozoon containing a particle or germ thrown off from each separate unit in the parent organism.

panGLOSS'ia [G. *pas* (pan), all, + *glōssa*, tongue.] Garrulity, especially of the insane.

panhidro'sis [G. *pas* (pan), all, + *hidrōs*, sweat.] General perspiration, panidrosis.

panhydrom'eter [G. *pas* (pan), all, + *hydōr*, water, + *metron*, measure.] An hydrometer for use in determining the specific gravity of any liquid.

panhy'grous [G. *pas* (pan), all, + *hygros*, damp.] Universally moist.

panhyperemia, panhyperæmia (pan-hi-per-e'mi-ah). [G. *pas* (pan), all, + *hyper*, over, + *haima*, blood.] Universal congestion or hyperemia; plethora.

panhysterectomy [G. *pas* (pan), all, + *hystera*, uterus, + *ektomē*, excision.] Removal of the entire uterus, including the cervix.

panhys'terocolpoc'tomy [G. *pas* (pan), all, + *hystera*, uterus, + *kolpos*, sinus (vagina), + *ektomē*, excision.] Removal of the entire uterus with the vagina.

panicle (pan'ī-kl) [L. *panicula*, dim. of *pannus*, thread wound on a bobbin.] In botany, an irregularly compound raceme.

panidro'sis [G. *pas* (pan), all, + *hidrōs*, sweat.] Universal sweating, panhidrosis.

pa'nis [L.] Bread. *mi'ca p.*, breadcrumb.

panneris'tic [G. *pas* (pan), all, + *meros*, part.] Pangenetic; relating to the ovular protoplasm made up, according to the theory of pangenesis, of a multitude of parental units.

panmix'ia [G. *pas* (pan), all, + *mixis*, intercourse.] Sexual intercourse between individuals of different races.

panneuritis (pan-nu-ri'(re)'tis) [G. *pas* (pan), all, + *neurōn*, nerve, + *-itis*.] Extreme polyneuritis.

panniculitis (pā-nik-u-li'(le)'tis) [L. *panniculus* + G. *-itis*.] Inflammation of the panniculus adiposus of the abdominal wall.

pannic'ulus [L. dim. of *pannus*, cloth.] A sheet or layer of tissue. *p. adiposus*, the superficial fascia which contains more or less fatty deposit in its areolar substance. *p. carnosus*, a thin layer of muscular tissue, beneath or in the substance of the superficial fascia, such as the *musculus* platysma myoides*.

pan'nus [L. cloth.] A patch of grayish, membrane-like, vascularized tissue covering the upper half of, sometimes the entire, cornea; a frequent complication of trachoma. It occurs in three forms: *p. tenuis* [thin], in which the blood-vessels are few and the opacity slight; *p. crassus* [thick], in

which the blood-vessels are many and the opacity very dense; *p. siccus* [dry], associated with xerophthalmia. **phlycten'ular p.**, *p.* occurring in phlyctenular conjunctivitis.

panod'ic [G. *pas* (pan), all, + *hodos*, way.] Passing in every direction; noting a nerve-impulse; panthodic.

panopep'tone. Trade name of a predigested prepared food containing peptonized beef and a cereal.

panopho'bia [G. *pas* (pan), all, + *phobos*, fear.] A state of general apprehension, or fear of everything; pantophobia.

panophthal'mia, panophthalmitis (pan-of-thal-mi'-(me')tis) [G. *pas* (pan), all, + *ophthalmos*, eye.] Inflammation of the eyeball in all its parts.

panopto'sia [G. *pas* (pan), all, + *ptōsis*, a falling.] A condition of general prolapse of all the viscera.

panosteitis (pan-os-te-i'(e')tis) [G. *pas* (pan), all, + *osteon*, bone, + *-itis*.] Inflammation of an entire bone with periosteum and marrow; panostitis.

panotitis (pan-o-ti'(te')tis) [G. *pas* (pan), all, + *ous* (ōt-), ear, + *-itis*.] General inflammation of all parts of the ear; specifically a disease described by Politzer which begins as an otitis interna, the inflammation subsequently extending to the middle ear and neighboring structures.

panpep'tin. Trade name of a preparation containing a number of digestive enzymes.

panpho'bia. Panophobia.

paraple'gia [G. *pas* (pan), all, + *plēgē*, stroke.] Paralysis of the four extremities; pamplegia.

Pansch's fis'sure [Adolf Pansch, German anatomist, 1841-1887.] A cerebra fissure running from the lower extremity of the central fissure nearly to the end of the occipital lobe.

pansinuitis (pan-sin-u-i'(e')tis). Pansinusitis.

pansinusitis (pan-si-nus-i'(e')tis) [G. *pas* (pan), all, + L. *sinus* + G. *-itis*.] Inflammation of all the accessory sinuses of the nose on one or both sides.

panspermia, panspermatism (pan-spur'mī-ah, pan-spur'mā-tizm) [G. *pas* (pan), all, + *sperma*, seed.] The hypothetical doctrine of omnipresent germs, that the minute forms and spores of animal and vegetable life are everywhere present, thus accounting for apparent spontaneous generation and for the occurrence *de novo* of infectious diseases.

pansphygmograph [G. *pas* (pan), all, + *sphygmos*, pulse, + *graphō*, I record.] A form of polygraph for recording at one time the various forms of pulse—arterial, venous, and cardiac, and also the respiratory movements of the thorax.

pansporoblast [G. *pas* (pan), all, + *sporos*, seed, + *blastos*, germ.] The reproductive area in the myxosporidia containing both vegetative and germinal nuclei.

pansporoblas'tic. Referring to a pansporoblast.

pansy (pan'zi) [Fr. *pensée*, thought, remembrance.] The dried flowering herb of *Viola tricolor*, heartsease; formerly employed as a "blood-purifier" in cutaneous disorders; the root was also used in dysentery.

pant [Fr. *panteler*, to gasp.] To breathe rapidly, to gasp.

pantachromatic (pant'ā-kro-mat'ik) [G. *pas* (pant-), all, + *a-* priv. + *chrōma*, color.] Perfectly achromatic.

pantamor'phia [G. *pas* (pant-), all, + *a-* priv. + *morphē*, shape.] Shapelessness.

pantamor'phic. Without form or shape.

pan'tanenceph'lia [G. *pas* (pant-), all, + *an-* priv. + *enkephalos*, brain.] Absolute anencephalia.

pantan'kylobleph'aron [G. *pas(pant-)*, all, + *an-kylos*, ankylosed joint, + *blepharon*, eyelid.] Complete adhesion of the eyelids to the eyeball and to each other.

pantapho'bia [G. *pas(pant-)*, all, + *a-* priv. + *phobos*, fear.] Absolute fearlessness.

pantatroph'ia, pantat'rophy [G. *pas(pant-)*, all, + *atrophia*, atrophy.] General atrophy.

panther'apist [G. *pas(pant-)*, all, + *therapeia*, treatment.] One who is bound by no therapeutic school, but employs every appropriate method of treatment; an eclectic in the non-technical sense.

panthod'ic [G. *pas(pant-)*, all, + *hodos*, way.] Panodic.

pan'tograph [G. *pas(pant-)*, all, + *graphō*, I record.] 1. An instrument for reproducing drawings by a system of levers whereby a recording pencil is made to follow the movements of a styllet passing along the lines of the original. 2. An instrument for reproducing graphically the outlines of the chest.

pantomorph'ia [G. *pas(pant-)*, all, + *morphē*, shape.] 1. The condition of an organism, as an amoeba, which is capable of assuming all shapes. 2. Perfect shapeliness or symmetry.

pantomorph'ic. Capable of assuming all shapes.

pantopho'bia [G. *pas(pant-)*, all, + *phobos*, fear.] A state of general apprehension, or fear of everything; panophobia, panphobia.

pan'topon [G. *pas(pant-)*, all, + *opos*, juice.] Trade name of an opium preparation said to represent all the alkaloids of the drug in the form of chlorides; dose gr. $\frac{1}{4}$ (0.015).

pentascop'ic [G. *pas(pant-)*, all, + *skopeō*, I view.] Fit for observing objects at all distances, noting bifocal lenses.

Panum's ca'sein (pah'noom) [Peter Ludwig Panum, Copenhagen physiologist, 1820-1885.] Serum globulin.

pan'zyme [G. *pas(pant-)*, all, + *zymē*, leaven] Trade name of a digestant containing a number of enzymes.

pap. A food of soft consistence, like that of bread-crumbs soaked in milk or water.

papain (pā-pa'in). A proteolytic enzyme obtained from the fruit of the papaw, *Carica papaya*; employed in indigestion in doses of gr. 2-5 (0.13-0.3), and as an application for loosening diphtheritic membranes.

Papa'ver [L. poppy.] A genus of plants, one species of which, *P. somniferum*, furnishes opium.

papav'erine. An alkaloid of opium, $C_{20}H_{21}NO_4$; narcotic and sedative; dose gr. $\frac{1}{4}$ (0.01-0.015).

papaw'. Papaya.

papa'ya. Papaw, carica, the juice of the fruit of *Carica papaya*, a tree of tropical America; it possesses a proteolytic action and is employed in indigestion in doses of gr. 2-8 (0.13-0.5).

papayotin (pā-pa'yo-tin). A proteolytic enzyme from the papaw, resembling papain in its action.

pa'per [L. *papyrus*; G. *papyrus*, the rush.] Charta.

1. A square of paper folded over so as to form an envelope containing a dose of any medicinal powder. 2. A piece of blotting-paper or filter-paper impregnated with a medicinal solution and dried; when burned the fumes are inhaled in the treatment of asthma and other respiratory affections. 3. A piece of filter-paper impregnated with a solution of litmus or other test-agent and dried; used as a test of the reaction of a fluid; charta exploratoria. **bilater p.**, charta epispastica. **filter p.** an unsized paper used in pharmacy and chemistry for filtering solutions. **litmus p.**, a

form of test paper. **mustard p.**, charta sinapis. **nitrate p.**, charta potassii nitratis, unsized paper impregnated with potassium nitrate, the fumes of which, when it is burned, are inhaled in the relief of asthma. **test p.**, charta exploratoria. **pa'per-skin.** Parchment-skin.

papescent (pā-pes'cent) Pap-like, of the consistency of pap.

papill'a [L. a nipple.] 1. The nipple of the breast, mamilla. 2. Any small nipple-like process. **p. acus'tica**, the organ of Corti, organ of speech. [BNA]. **p. circumvall'a'ta**, **p. vallata** [BNA] **p. clava'ta**, **p. fungiformis**. **p. con'ica**, one of the numerous projections on the dorsum of the tongue scattered among the filiform papillae and similar to them, but shorter. **p. den'tis**, dentine papilla, a projection of the connective tissue of the enamel into the cup of the enamel organ, later becoming the dentine (substantia* eburnea) of the tooth. **p. duode'ni**, (1) bile papilla, Vater's papilla, for torini's p. or caruncula major; a projection from the inner wall of the duodenum in which is the common orifice of the bile and pancreatic ducts; (2) some anatomists apply the term, **p. duode'ni** or Vater's p. to the elevation marking the entrance of the accessory pancreatic duct, the bile papilla being called diverticulum duodeni or Vater's diverticulum. **p. filia'ria**, **p. duode'ni** (3). **p. filifor'mis**, one of numerous elongated conical projections on the dorsum of the tongue, especially at the sides and tip. **p. folia'ta**, one of numerous projections arranged in several transverse folds upon the lateral margins of the tongue just in front of the anterior pillars of the fauces; they are rudimentary in man. **p. fungifor'mis**, one of numerous minute elevations on the sides and sides of the tongue, of a fancied mushroom-shape, the tip being broader than the base. **p. fusifor'mis**, one of the minute papillae on the anterior portion of the dorsum of the tongue. **p. incis'i'va** [BNA], **p. palatina**, a slight elevation at the anterior extremity of the raphe of the palate. **p. lacrim'a'lis**, lacrymal papilla, a slight projection from the margin of each eyelid near the medial commissure, in the center of which is the punctum lacrimale or opening of the lacrymal duct. **p. lenticula'ria**, one of the projections on the dorsum of the tongue, similar to, but less elevated than, the fungiform papillae. **p. lingu'la**, one of numerous variously shaped projections of the corium of the mucous membrane of the dorsum of the tongue. **p. mam'ma** [BNA], papilla of the breast, nipple, mamilla, a wart-like projection at the apex of the mamma, on the surface of which the lactiferous ducts open; it is surrounded by a circular pigmented area, the areola. **p. ner'vi opt'ici** [BNA], papilla of the optic nerve, optic disc, blind spot, a white spot in the retina to the nasal side of the macula lutea, the point of entrance of the optic nerve. **p. palati'na**, **p. incisiva** [BNA]. **p. pil'i**, hair papilla, a knob-like indentation of the bottom of the hair follicle, upon which the hair-bulb fits like a cap; it is derived from the corium and contains vascular loops for the nourishment of the hair-root. **p. rena'lis**, one of a number of test-like projections into the sinus of the kidney through which the excretory tubes discharge into the calyx. **p. urethra'lis**, the slight projection in the vestibule of the vagina marking the urethral orifice. **p. vall'a'ta** [BNA], vallate p., circumvallate p., one of eight or ten projections from the dorsum of the tongue forming a row anterior to and parallel with the sulcus terminalis; each papilla is sur-

rounded by a circular trench (*fossa*) having a slightly raised outer wall (*vallum*); on the sides of the vallate papilla and the opposed margin of the vallum are numerous taste-buds.

pap'illary. Relating to, resembling, or provided with papillæ. *p. lay'ér*, pars papillaris, the outer layer of the corium, marked on its surface with numerous papillæ dovetailing with the corresponding depressions on the contiguous surface of the rete Malpighii.

papillæ'tomy [*L. papilla* + *G. ektomê*, excision.] Surgical removal of any papilla.

papillede'ma. Papillitis, choked disc.

papillif'erous [*L. papilla* + *ferre*, to bear.] Provided with papillæ.

papillif'orm [*L. papilla* + *forma*, form.] Resembling or shaped like a papilla.

papillitis (pap-il-i'('e')tis). Choked disc, inflammation of the optic nerve at its entrance into the retina.

papilloadenocystoma (pâ-pil'o-ad'e-no-sis-to'mah). A mixed tumor with elements of papilloma, adenoma, and cystoma.

papilocarcinoma (pâ-pil'o-kar-si-no'mah) [*L. papilla* + *G. karkînôma*, cancer.] 1. A papilloma which has become malignant. 2. A carcinoma presenting papillary excrescences.

papillo'ma, pl. *papillo'mata* [*L. papilla* + *G. -ôma*.] A circumscribed overgrowth or hypertrophy of the papillæ of a cutaneous or mucous surface; the papillomata include warts, condylomata, cutaneous horns, and various polypi. *intracys'tic p.*, one growing within a cystic adenoma, filling the cavity with a mass of branching epithelial processes. *p. du'rûm*, a hard *p.*, a wart, corn, or cutaneous horn. *p. lineâ're*, linear ichthyosis. *p. mol'le*, soft *p.*, one with but a thin layer of horny epithelium, polypus, condyloma. *p. neuropath'icum* or *neurot'icum*, linear ichthyosis.

papillomat'osis. The development of numerous papillomata.

papillo'matous. Relating to a papilloma.

papilloretinitis (pap'il-o-ret-in-i'('e')tis). Papillitis with extrusion to the optic disc and neighboring parts of the retina.

papillula (pâ-pil'u-lah). [*L. dim. of papilla*.] 1. A small papilla. 2. Nipple.

Papin's diges'ter (pâ-pân') [Denis *Papin*, French physicist, 1647-1714.] A metallic vessel with an hermetically tight lid, provided with a safety valve, used for subjecting substances to the action of water at a temperature above 212° F.; it was originally devised to prove that when the pressure on a liquid is raised its boiling point is also raised.

pap'oid. A digestive enzyme from the fruit of the papaw, resembling papain and papayotin.

pappata'ci fe'ver. An infectious, not contagious, disease occurring in the Balkan Peninsula and other parts of southern Europe; its symptoms resemble those of dengue but are less severe and of shorter duration; the pathogenic organism, is apparently inoculated by the bite of a sand-fly, *Phlebotomus pappatacii*, or *pappatasii*.

Pappenheim's method (pahp'en-hîm) [Artur *Pappenheim*, German physician, *1870.] For differentiation between the tubercle bacillus and the smegma bacillus: The preparation is stained with hot carbol-fuchsin solution, and then treated with an alcoholic solution of rosolic acid and methylene blue to which glycerin is added; tubercle bacilli are stained bright red, but smegma bacilli are decolorized.

papoose-root (pa-poo's'root). *Caulophyllum thalictroides*, blue cohosh.

papp'ose, **papp'ous** [*G. pappos*, down.] Downy.

papp'us [*G. pappos*, down.] 1. Down, the first hair on the chin, appearing in the young man at puberty. 2. In botany the down on a seed. 3. A tuft of hairs representing the calyx in some of the *Compositæ*.

pap'ula [*L.*] Papule, pimple. *p. mad'idans*, soft *p.*, condyloma latum. *p. ag'ria*, lichen agrius.

pap'ular. Relating to or marked with papules.

papula'tion. The formation of papules.

papule (pap'ûl) [*L. papula*, pimple.] A small circumscribed elevation on the skin, containing no fluid; pimple. *dry p.*, the primary chancrous *p. moist p.*, mucous *p.*, condyloma latum.

papullif'erous [*L. papula*, pimple, + *ferre*, to bear.] Having papules.

papulosquam'ous. Relating to both papules and scales, noting a cutaneous eruption with those lesions.

papyraceous (pap-i-ra'se-us) [*L. papyraceus*.] Like parchment or paper.

Paquelin's cau'tery (pak-lân') [Claude André *Paquelin*, Parisian physician, *1836.] A cauterizing apparatus consisting of a hollow platinum body, in the shape of a knife, needle, ball, etc., which is heated by the forcing into it of a mixture of the vapor of benzin and air.

par [*L.*] A pair, specifically a pair of cranial nerves, as *p. nonum*, ninth pair (in the modern enumeration, twelfth pair), *p. vagum*, the vagus, pneumogastric, or tenth pair.

para- [*G.* alongside of, near.] A prefix denoting (1) a departure from the normal; (2) an involvement of two like parts, as the two lower extremities; (3) a compound formed by two substitutions in the benzene ring arranged symmetrically, *i.e.* linked to opposite carbon atoms in the ring.

para-acetphenetidîn (par'a h-â-set'fen-et'î-din). Phenacetin, acetphenetidinum.*

para-ac'etophe'noleth'yl carbonate. An hypnotic powder, given in doses of gr. 5-8 (0.3-0.5).

para-analge'sia. Paranalgesia.

para-anæsthe'sia, **para-anæsthe'sia**. Paranesthesia.

para-appendicitis (par'ah-â-pen-di-si'('se')tis) [*G. para*, near, + *L. appendix*, + *G. -itis*.] Inflammation of the parts in the neighborhood of the vermiform appendix, perityphlitis.

paraban'ic acid. Oxalylurea.

parabio'sis [*G. para*, beside, + *biôsis*, life.] 1. Union of two organisms in several or all of the vital processes, though not necessarily dependent upon each other for existence, as in the case of joined twins or of the union of two animals experimentally effected. 2. Suspension of conductivity in a nerve.

parabiot'ic. Relating to, or characterized by, parabiosis.

par'ablast [*G. para*, beside, + *blastos*, germ.] 1. The nutritive or lecithal yolk of a meroblastic ovum. 2. Mesoblast, or that part of it from which the vascular structures are developed.

parablas'tic. Relating to or derived from the parablast.

parablasto'ma. A tumor formed of structures of parablastic origin.

parablep'sia [*G. para*, beside, + *blepsis*, sight. Incorrect or false vision.

parabu'lia [*G. para*, beside, + *boulê*, will.] Perversion of the will.

paracantho'ma [*G. para*, beside, + *akantha*, a thorn, + *-ôma*.] A tumor arising from abnormal hyperplasia of the prickle-cell layer of the skin.

paracantho'sis. 1. The development of paracan-

thomata. 2. A division of tumors which includes the cutaneous epitheliomata.

paracarmin. A staining fluid consisting of a solution of calcium chloride and carminic acid in 75 per cent. alcohol.

paracoele (par'ah-sél). A lateral ventricle of the brain, paracoele.

Paracelsian metho'd [see *Paracelsus*.] The use of chemical agents only in the treatment of disease; see *iatrochemical*.

Paracelsus's propri'etary elix'ir [Philippus Aureolus *Paracelsus* (his true name was Theophrastus Bombastus von Hohenheim), Swiss physician, the "father" of pharmaceutical chemistry, 1493-1541.] *Tinctura aloes et myrrhae*.

paracentesis (par'ah-sen-te'sis) [G. *para*, beside, + *kentesis*, puncture.] Tapping, the passage into a cavity of a trocar and cannula or other hollow instrument for the purpose of removing fluid. The operation is variously designated, according to the cavity punctured. **p. abdom'inis**, of the abdomen. **p. cap'itis**, of the head or skull, cephalocentesis. **p. cordis**, of the heart, cardiocentesis. **p. pericard'ial**, of the pericardium, pericardiocentesis. **p. pulmo'nis**, of the lung, pneumocentesis. **p. thora'cis**, of the chest, thoracentesis. **p. tym'pani**, of the middle ear. **p. vesic'ae**, of the bladder.

paracentet'ic. Relating to paracentesis.

paracen'tral [G. *para*, beside.] Close to or alongside the center or some structure designated "central." **p. fissure**, a curved fissure on the mesal surface of the cerebral hemisphere, bounding the *p. gyrus* and separating it from the pre-cuneus and the callosal gyrus.

paracephalus [G. *para*, beside, + *kephalē*, head.] A monster with very imperfectly developed cranium, *acephalus paracephalus*.

paraceratosis. Parakeratosis.

parachloralose (par'ah-klo'ral-ōz). Betachloralose, occurring in whitish iridescent crystals; said to be hypnotic.

par'achlorphe'nol. An antiseptic crystalline substance derived from phenol; recommended in lupus. **p. salicylate**, used as an intestinal antiseptic in doses of gr. 15-20 (1.0-1.3).

parachlorsal'ol. Parachlorphenol salicylate.

parachol'la (par'ah-kol'tah) [G. *para*, beside, + *cholē*, bile.] The presence of bile in an abnormal situation, as in the circulating blood or in the lymphatic vessels.

parachor'dal [G. *para*, beside, + *chordē*, cord.] Alongside the anterior portion of the notochord in the embryo; noting the two cartilaginous bars on either side, which enter into the formation of the base of the skull.

parachro'la (par-ah-kroy'ah) [G. *para*, beside, + *chroia*, color.] Parachroma.

parachroma (par'ah-kro'mah) [G. *para*, beside, + *chrōma*, color.] 1. Abnormal coloration of the skin or other parts. 2. Parachromatopsia.

parachromatin (par-ah-kro'mā-tin). The chromatin of the spindle-figure in caryocinesis.

parachromatism (par-ah-kro'mā-tizm). Color-blindness.

parachromatopsia (par-ah-kro-mā-top'si-ah) [G. *para*, beside, + *chrōma* (*chrōmat-*), color, + *opsis*, vision.] Color-blindness.

parachromatosis (par-ah-kro-mā-to'sis). Parachroma.

parachromophore (par-ah-kro'mo-for) [G. *para*, beside, + *chrōma*, color, + *phoros*, bearer.] A pigment-forming microorganism which retains some or all the chromatic substance within its body.

parachymosin (par-ah-ki'mo-sin). A ferment resembling chymosin or rennin, a form of the ferment.

paracinesia, paracinesis (par'ah-sin-e'si-ah par'ah-sin-e'sis) [G. *para*, beside, + *kinesis*, movement.] Any motor abnormality.

parac'masis [G. *parakmasō*, I am fading.] **Parac'mas'tic.** Relating to the parac'mas, decline; past the prime; noting the stage of subsidence, a fever, or the stage of senescence or phthisis, decline.

parac'me [G. *para*, beyond, + *akmē*, prime.] The stage of subsidence of a fever. 2. The period of life beyond the prime, the decline, the stage of involution of the organism.

paracno'mis, paracno'mion [G. *para*, beside, + *knēmē*, tibia.] The fibula.

paracoele (par'ah-sél) [G. *para*, beside, + *kele*, hollow.] A lateral ventricle of the brain.

paracolit'is (par-ah-ko-li'(le')tis) [G. *para*, beside, + *kōlon*, colon, + *-itis*.] Inflammation of the peritoneal coat of the colon.

paracolp'itis (par-ah-kol-pi'(pe')tis) [G. *para*, beside, + *kolpos*, lap (vagina), + *-itis*.] Inflammation of the cellular tissue alongside the vagina.

paracol'pium [G. *para*, beside, + *kolpos*, vagina.] The tissues alongside the vagina.

paracoto. The bark of an unknown tree of Borneo, similar, but inferior, to coto bark; employed as astringent in diarrhea and cholera and in the night sweats of phthisis in doses of gr. 2-15 (0.13-0.5).

paracoto'in (par-ah-ko'to-in). A bitter principle, $C_{12}H_{10}O_4$, obtained from paracoto bark; has been employed in the treatment of catarrhal gastritis, diarrhea, and cholera in doses of gr. 1½-5 (0.1-0.2).

paracot'sis. Paracutis.

paracres'alol. Cresalol.

paracres'ol. One of the three isomeric cresols, a solid melting at 36° C. and boiling at 108° C.

paracres'yolol. Cresol.

paracris'is (par-ak'ri-sis) [G. *para*, beside, + *krisis*, a separating.] Any secretory disorder.

paracusia, paracusis (par-ah-ku'si-ah, par-ah-ku'si-ah) [G. *para*, beside, *akousis*, hearing.] Any abnormality, other than simple deafness, in the faculty of hearing. **p. willisia'na** [see *Willis*.], the ability to hear better in a noise, as that of a railway train.

paracyesis (par'ah-si-e'sis) [G. *para*, beside, + *kyēsis*, pregnancy.] Extrauterine pregnancy.

paracys'tic [G. *para*, beside, + *kystis*, bladder.] Alongside or near the bladder.

paracystitis (par-ah-sis-ti'(te')tis) [G. *para*, beside, + *kystis*, bladder, + *-itis*.] Inflammation of the connective tissue and other structures about the urinary bladder.

paracys'tium [G. *para*, beside, + *kystis*, bladder.] The tissues adjacent to the urinary bladder.

paracy'tic [G. *para*, beside, + *kystos*, cell.] 1. Relating to cells other than those normal to the part where they are found. 2. Between or among, but independent of, cells.

paradenitis (par-ad-en-i'(e')tis) [G. *para*, beside, + *adēn*, gland, + *-itis*.] Inflammation of the tissues adjacent to a gland.

paradid'yml. 1. Relating to the paradidymis. 2. Alongside the testicle.

paradid'ymls [G. *para*, beside, + *didymos*, twin (testis).] Organ of Giraldès, *parepididymia*, *innominata*, a small body sometimes attached to the front of the lower part of the spermatic cord above the head of the epididymis; the remains of the distal portion of the Wolffian body.

paradiphtherial, paradiphtheritic. Indirectly related to or consequent upon diphtheria.

Paradis Spring, Maine. Neutral waters, 43° F. to 45° F. One spring. Used as a table water.

paradox [G. *paradoxos*, incredible, beyond belief.] That which is apparently, though not actually, inconsistent with or opposed to the known facts in any case. *Weber's p.*, see *Weber*.

paradoxical. Relating to a paradox, seemingly inconsistent with the fact. **p. contraction**, the contraction of a muscle when its origin and insertion are passively approximated.

paraeccrisis (par-ah-ek'kri-sis) [G. *para*, beside, + *ekkrisis*, excretion.] Any disorder of excretion.

paraepilepsy (par'ah-ep'i-lep-si) [G. *para*, beside.] An undeveloped form of epilepsy in which the attack consists solely of the aura, without going on to convulsions or loss of consciousness.

para-equilibrium [G. *para*, beside.] Vertigo, often associated with nausea, nystagmus, and muscular weakness, due to irritation of the vestibular apparatus of the ear.

paraesthesia. Paresthesia.

paraffin (par'ā-fēn) [L. *parum*, little, + *affinis*, having affinity, so called because of its slight tendency to chemical reaction.] 1. One of the methane series of acyclic hydrocarbons. 2. A white, crystalline, solid hydrocarbon; see *paraffinum*. **hard p.**, paraffinum (U.S.), paraffinum durum (Br.). **liquid p.**, petrolatum liquidum (U.S.), paraffinum liquidum (Br.). **soft p.**, petrolatum (U.S.), paraffinum molle (Br.).

paraffin-cancer. A malignant growth, analogous to chimney sweeps' cancer, affecting workers in paraffin.

paraffinoma. A hypothetical neoplasm caused by the prosthetic injection of paraffin into the tissues.

paraffinum (par-ā-fe-num) [L. *parum*, little, + *affinis*, related, very slightly related to, having little affinity for, other substances.] (U.S.) Paraffinum durum (Br.), a mixture of solid hydrocarbons of the methane series. A colorless, odorless, and tasteless mass of unctuous feel; employed in surgery by injection (when melted) in order to fill defects and restore the shapeliness of a part. **p. liquidum** (Br.), petrolatum* liquidum (U.S.). **p. molle** (Br.), petrolatum* (U.S.).

parafibrinogen. A substance obtained by the precipitation of fibrinogen by means of sodium chloride.

paraflagellate (par-ah-flaj'el-ăt). Having one or more paraflagella, paramastigote.

paraflagellum, pl. *paraflagella*. A minute accessory flagellum sometimes present in addition to the ordinary flagellum of certain protozoans.

paraform, paraformaldehyde. Triformol, trioxymethylene, (CH₂O)₃; a polymerized formic aldehyde made by the action of heat from formaldehyde; white crystalline powder; antiseptic and astringent, employed in surgical dressings, and internally for diarrhea in doses of gr. 5-10 (o. 3-0.6); when heated in a suitable lamp it is converted into formaldehyde, and so is used for room disinfection.

parafuchsin (par-ah-fook'sin). A basal aniline dye which has been employed in the destruction of spirochetes and trypanosomes.

parafunctional (par-ah-fung'shun-al) [G. *para*, beside.] Noting perversion of function.

paragrammatism [G. *para*, beside, + *gamma*, the letter g.] Faulty pronunciation of the sounds of g and k, or their substitution by other letters

paragan'gia [pl. of *paraganglion*.] 1. Chromaffin bodies, roundish or oval bodies, with connective-tissue capsule, forming independent groups of chromaffin tissue in various organs and parts of the body, performing probably the same function as the medulla of the adrenal body. 2. Groups of medullary cells in the adrenal bodies.

paragang'line. An extract of the medullary substance of the adrenal body of the ox, recommended as a stimulant of peristalsis.

paraganglion (par-ah-gang'gle-on) [G. *para*, beside, + *ganglion*.] 1. Any structure in the neighborhood of, or supplementing, a ganglion. 2. One of the cells in the medullary portion of an adrenal body. 3. The medullary portion of an adrenal body.

paragel'atose. A non-gelatinizing substance obtained by the superheating or prolonged boiling of gelatin.

parageusia (par-ā-ju'si-ah) [G. *para*, beside, + *geusis*, taste.] Disordered or perverted sense of taste.

parageusic (par-ah-ju'sik). Relating to parageusia, having a perverted sense of taste.

paraglob'ulin [G. *para*, near, beside, + *globulin*.] A globulin present in the blood-plasma, lymph, and fluid exudates, precipitated by ammonium or magnesium sulphate; it has the formula, C₁₁₇H₁₁₅N₂₅SO₃₅ + 3½H₂O.

paraglobulinuria [*paraglobulin* + G. *ouron*, urine.] The excretion of serum-globulin in the urine.

paragloss'a [G. *para*, beside, + *glōssa*, tongue.] Enlargement of the tongue.

paragloss'ia [G. *para*, beside, + *glōssa*, tongue.] Inflammation of the tissues adjacent to the tongue.

paragnath'us [G. *para*, beside, + *gnathos*, jaw.] A monster with an accessory lower jaw.

paragompho'sis [G. *para*, beside, + *gomphoō*, I nail or bolt.] Impaction of the head of the child in a narrowed parturient canal.

paragonimiasis (par'ah-gon-i-mi'a-sis). Infestation with a worm of the genus *Paragonimus*, especially *P. westermani*; distomiasis.

Paragonimus [G. *para*, from the side, + *gonimos*, with generative power.] A genus of *Trematoda* or flukes. *P. westermani*¹, *Distoma westermani*, *D. pulmonale*, bronchial or lung fluke, infests the lungs of man and many of the lower animals in Eastern Asia, frequently causing hemoptysis.

paragonorrh'al. Indirectly related to or consequent upon gonorrhea.

paragraph'ia [G. *para*, beside, + *graphō*, I write.] 1. Loss of the power of writing from dictation, although the words are heard and comprehended. 2. Writing one word when another is intended.

Paraguay tea (par'ah-gwi). Maté.

parahemoglo'bin, parahæmoglo'bin. Trade name of a tonic preparation made from the blood of the ox.

parahepat'ic. Adjacent to the liver.

parahepatitis (par-ah-hep-ā-ti'(te')tis) [G. *para*, beside, + *hepar* (*hepat-*), liver, + *-itis*.] Inflammation of structures immediately adjacent to the liver.

parahidro'sis. Paridrosis.

parahy'dropin. Trade name of a preparation of theobromin, recommended as a diuretic.

parahypno'sis [G. *para*, beside, + *hypnos*, sleep.] Disordered sleep, such as nightmare or somnambulism.

parainfection (par'ah-in-fek'shun). The occurrence of symptoms simulating those of any infectious disease, without the discoverable presence of the specific microorganism.

parainfectious. Indirectly related to or consequent upon an infectious disease.

parainfluenzal (par'ah-in-flu-en'zal). Indirectly relating to or consequent upon influenza.

parai'odoxyan'isol. Isoform.

Paraiso Hot Springs, California (par-ah-e'so). Saline-sulphureted, sulphated-saline, and chalybeate waters, 100° F. to 118° F. Several springs. Used by drinking and bathing in various disorders.

parakerato'sis [G. *para*, 'beside, + *keras* (kerat-), horn, + -*osis*.] Any disease or abnormal growth of the corneous layer of the epidermis. *p. psoriasisformis*, a form marked by the presence of scabs resembling those of psoriasis. *p. scutula'ris*, a disease of the scalp marked by epidermic scales encircling the hairs. *p. variega'ta*, maculopapular erythrodermia.

parakine'sia, parakine'sis. Paracinesia.

paralac'tic acid. Sarcocactic acid, a dextrorotatory form of lactic acid sometimes excreted in the urine after severe muscular exercise.

parala'lia [G. *para*, beside, + *lalia*, talking.] Any speech defect, especially one in which one letter is habitually substituted for another. *p. litera'lis*, stammering.

paralambdacism (par-ah-lam'dah-sizm) [G. *para*, beside, + *lambda*, letter l.] Mispronunciation of the letter l, or the substitution of some other letter for it.

paralbu'min. An albuminous substance, a mixture of metalbumin and serum-albumin, found in the fluid of ovarian cysts and in ascites.

paraldehyde, paraldehydum (par-al'de-hid, par-al'de-hi'dum). (U.S., Br.) A colorless liquid of strong odor and burning taste prepared by treating aldehyde with hydrochloric acid; formula, C₆H₁₂O₃; hypnotic in doses of 31-2 (4.0-8.0).

paral'dol. A solid polymer of aldol.

paralepsy (par'ah-lep-si) [G. *para*, beside, + (*epi*-) *lepsy*.] Psycholepsy.

paralexia (par'ah-leks-i-ah) [G. *para*, beside, + *lexis*, speech; confused with the Latin root in *legere*, to read.] Misapprehension of written or printed words, other meaningless words being substituted for them in reading.

paralgesia (par'al-je'zi-ah) [G. *para*, beside, + *algēsis*, the sense of pain.] Any disorder or abnormality of the sense of pain, painful paresthesia.

paral'inin. Achromatin, nucleoplasm, caryochylema.

parallag'ma [G. something passing alongside.] Displacement or overriding of the ends of a broken bone.

parallac'tic. Relating to a parallax.

par'allax. 1. The apparent movement of objects due to movement of the observer. 2. The apparent movement of an object when one eye is closed. *crossed p.*, heteronymous *p. direct' p.*, homonymous *p. heteron'y'mous p.*, the apparent movement of an object toward the closed eye. *homon'y'mous p.* the apparent movement of an object toward the open eye when one is closed.

paralo'gia, paral'ogism, paral'ogy [G. *para*, beside, + *logos*, reason.] False reasoning. *themat'ic p.*, false reasoning in relation chiefly to one theme or subject, upon which the mind dwells insistently.

paral'y'sin. Agglutinin.

paral'y'sis [G.] 1. Akinesia, acinesia, palsy, loss of power of voluntary movement in a muscle through injury or disease of its nerve supply. 2. Anesthesia, loss of sensation in a part. 3. Loss

of any function, as of secretion or of mental action. *acous'tic p.*, nervous deafness. *acess ascend'ing p.*, Landry's *p.*, a *p.* of rapid course, beginning in the legs and involving progressively the trunk, arms, and neck, ending usually in death in from one to three weeks. *acute atroph'ic p.*, infantile *p.*, poliomyelitis* *anterior. acute infec'tious p.*, acute anterior poliomyelitis* *anterior spinal p.*, poliomyelitis anterior. *ascend'ing p.*, *p.* which advances progressively from the periphery toward the nerve center, or from the lower toward the upper portions of the body. *asthen'ic bulbar, or bulboesp'al p.*, myasthenia gravis; *atroph'ic spinal p.*, poliomyelitis anterior. *bulbar p.*, progressive bulbar *p.* *central p.*, *p.* due to a lesion in the brain or spinal cord. *compress'ion p.*, *p.* due to compression of a nerve, usually the arm, due to prolonged pressure, as during sleep, or from the pressure of a crutch, etc. *crossed p.*, *p.* affecting one side of the face and the other side of the body. *crutch p.*, a form of compression *p.* *decu'titus p.*, a form of compression *p.* due to pressure on a limb during sleep. *diphtherit'ic p.*, postdiphtheritic *p.* *divert' p.*, caisson disease. *epidem'ic p.*, acute anterior poliomyelitis.* *essen'tial p.*, of childhood, acute anterior poliomyelitis.* *facial p.*, Bell's *palsy*, *p.* of the facial nerve. *gen'eral p.*, of the lower, general paresis.* *gloss'ola'biolaryngeal p.*, *gloss'ola'biopharyn'geal p.*, progressive bulbar *p.* *infantile sp'al p.*, acute anterior poliomyelitis *labial p.*, bulbar *p.* *lead p.*, lead *palsy** *musculosp'al p.*, *p.* of the muscles of the forearm due to injury of the radial (musculospiral) nerve. *myogen'ic p.*, acute anterior poliomyelitis* *obstetr'ic p.*, birth *palsy*, *p.* of the newborn due to injury received during childbirth. *p. ag'itas*, Parkinson's disease, shaking *palsy*, a disorder marked by muscular weakness, stiffness, and tremor, with paresthesias, myalgic or neuralgic pains, and a feeling of nervousness or restlessness. *p. vacillans*, chorea. *postdiphtherit'ic p.*, *p.* affecting the uvula most frequently, but also any other muscles, due to toxic neuritis; it comes on, as a rule, in the second or third week following the beginning of the attack of diphtheria. *post'icus p.*, *p.* of the posterior cricothyroid muscle in tabes dorsalis. *progressive bulbar p.*, *glossolabiolaryngeal p.*, *glossolabiopharyngeal p.* *Duchenne's p.*, a progressive atrophy and paralysis of the muscles of the tongue, lips, palatopharynx, and larynx, occurring in later life and due to atrophic degeneration of the nuclei, in the medulla oblongata, of the nerves supplying these muscles. *pseudobul'bar p.*, *p.* of the lips and tongue, simulating progressive bulbar *p.* but due to a cerebral lesion. *pseudohypertroph'ic p.*, Duchenne's disease, a malady of childhood, marked by progressive muscular atrophy in which an appearance of hypertrophy is given by a deposit of fat taking the place of the wasted muscles. *spas'tic sp'al p.*, Little's disease, a congenital sclerosis of the lateral columns of the spinal cord, causing rigidity of the muscles of the extremities, with atrophy and paresis and exaggerated reflexes. *wasting p.*, progressive muscular atrophy.*

arm, brachiooplegia. bilateral, diplegia. bladder, cyatoplegia. cystoplegia. cystoplexus. cranial, stauroplegia. diaphragm, phrenoplegia. phrenoplexus. extremities, acropar'ysis. eye muscles, ophthalmoplegia (extrinsic), cycloplegia (intrinsic). facial, prosoplegia, prosopoplegia. Bell's palsy, synk'us, hemiprosoplegia (of one side). false, pseudopar'ysis, pseudoplegia. fauces, isthmoplegia. heart, ante-

plegia, heart-failure. hysterical, pseudoparalysis, pseudoplegia, intestine, enteroparalysis, enteroplegia, kidney function, nephroparalysis, nephroplegia, larynx, laryngoparalysis, laryngoplegia, lead, wrist-drop, saturnine paralysis, plumbism, lower extremities, paraplegia, paraparesis, muscular, myoparalysis, myoplegia, nerve, neuroparalysis, one extremity, monoplegia, one lower extremity, hemiparaplegia, one-sided, hemiplegia, hemiplexia, semisideratio, pharynx, pharyngolysis, pharyngoparalysis, pharyngoplegia, rectum, proctoparalysis, proctoplegia, slight, paresis, stomach, gastroparalysis, gastropoplegia, tongue, glossoplegia, uterus, metroparalysis.

paralyt'ic. 1. Relating to paralysis. 2. A person suffering from paralysis.

par'alyzant. 1. Causing paralysis. 2. Any agent, such as curare, which causes paralysis.

paralyze. To produce paralysis in.

paralyzer (par'al-i-zer). 1. Anything causing paralysis. 2. Any substance inhibiting a chemical reaction.

paramagnet'ic. Having the property of paramagnetism.

paramag'netism. The property of being magnetic, as shown by assuming a position parallel with a line drawn between the two poles of a magnet.

paramastitis (par-ah-mas-ti'(te)'tis) [*G. para*, beside, + *mastos*, breast, + *-itis*]. Inflammation of the tissues adjacent to the mamma.

paramas'toid [*G. para*, beside.] Near the mastoid process. *p. process*, an anomalous elevation or process springing from the under surface of the extremity of the jugular process of the occipital bone and occasionally articulating with the transverse process of the atlas; in man it is an exaggeration of the prominence found here, the intrajugular eminence, but is normally present in certain animal skulls.

Parame'cium [*G. paramēkēs*, rather long.] A genus of infusorians, the members of which are of rather elongated form and some of large size even visible to the naked eye.

parame'dian. Near the middle line.

parame'nia [*G. para*, beside, *mēn*, month.] Any disorder or irregularity of menstruation

parame'sial. Paramedian.

paramet'ric. Relating to the parametrium, or structures immediately adjacent to the uterus.

parametris'mus [*parametrium* + *G. trismos*, a creaking.] Painful spasm of the muscular fibers in the broad ligaments.

parametrit'ic. Relating to parametritis.

parametritis (par-ah-me-tri'(tre)'tis) [*G. para*, beside, + *mētra*, uterus, + *-itis*]. Inflammation of the cellular tissue adjacent to the uterus; pelvic cellulitis. *posterior p.*, pelvic cellulitis involving mainly the uterosacral ligaments.

paramet'rium [*G. para*, beside, + *mētra*, uterus.] The connective tissue and fat along the sides of the cervix uteri in the folds of the broad ligament, together with the pelvic fascia investing the uterus.

paramim'ia [*G. para*, beside, + *mimīa*, imitation.] The use of gestures unsuited to the words which they accompany.

paramitome (par-am'tōm) [*G. para*, beside, + *mitos*, thread.] Hyaloplasm, paraplasm, the fluid portion of the protoplasm of a cell.

parannesia (par-am-ne'si-ah) [*G. para*, beside, + *amnēsia*, forgetfulness.] A disorder of memory in which real facts and imaginings are inextricably confused.

Paramoeba (par-ā-me'bah). A genus of protozoa of the order *Gymnamoebida*. *P. hom'inis*, a species which has been found in the stools in severe cases of diarrhea in the Philippines; its pathogenicity is, however, uncertain.

Paramo'cium. An incorrect spelling of *Paramo'cium*.

paramonochlorphenol (par'ah-mon'o-klor-fe'nol).

A crystalline antiseptic compound used as an application in inflammation of the respiratory passages in 5 to 25 per cent. solution.

paramor'phia [*G. para*, beside, + *morphē*, shape.] Any abnormality in form or structure.

paramor'phine. Thebaine.

paramu'cin [*G. para*, beside, + *mucin*.] A glycoprotein found in ovarian and certain other cysts, like mucin insoluble in water, but unlike mucin precipitated by tannin.

paramu'sia [*G. para*, beside, + *mousa*, muse.] Loss of the ability to read or to render music correctly.

paramyoclonus (par'ah-mi-ok'lo-nus) [*G. para*, beside, + *mys*, muscle, + *clonus*, a tumult.] An affection characterized by sharp frequently repeated clonic muscular contractions in the corresponding muscles of opposite sides of the body; called also *p. multiplex*, *myoclonia*, and *polyclonia*.

paramyosinogen (par'ah-mi-o-sin'o-jen) [*G. para*, beside, + *myosin* + *G. gennao*, I produce.] v. Fürth's myosin, a coagulable globulin, constituting about 20 per cent. of the protein of muscle plasma.

paramyotonia (par'ah-mi-o-to'ni-ah). An atypical form of myotonia.* *atax'ic p.*, a disorder characterized by a tonic muscular spasm on attempted movement, associated with slight paresis and ataxia. *congen'ital p.*, a familial disease in which tonic muscular spasms, especially of the face, are excited by exposure to cold. *symptomati'c p.*, a temporary rigidity of the muscles when first attempting to walk, noted in certain cases of paralysis agitans.

paranalge'sia [*G. para*, beside, + *analgēsia*.] Analgesia affecting the two lower extremities.

parane'a. Paranoia.

paraneph'rīn. Trade name of an extract of the adrenal glands; a yellow friable mass, soluble in water; causes co traction of the arterioles and raises blood-pressure; employed in internal hemorrhages in doses of m8-15 (0.5-1.0) of a 1-1000 aqueous solution, and locally to blanch and arrest hemorrhage from the mucous membranes.

paranephritis (par-ah-ne-fri'(fre)'tis.) [*G. para*, beside, + *nephros*, kidney, + *-itis*.] 1. Inflammation of the suprarenal body. 2. Inflammation of the connective tissue surrounding the kidney, perinephritis.

paraneph'ros [*G. para*, beside, + *nephros*, kidney.] The suprarenal or adrenal body.

paranesthesia, **paranesthesia** (par'an-es-the'zi-ah) [*G. para*, beside, + *anaesthesia*, insensibility.] Anesthesia affecting corresponding parts on the two sides of the body, especially the lower extremities.

paraneu'ral [*G. para*, beside, + *neuron*, nerve.] Near or alongside a nerve

parangi (par-ang'ge). A disease of the skin occurring in Ceylon, thought to be the same as yaws.

parance'a. Paranoia.

parance'ac. Paranoiac.

parance'ic. Relating to parancea, or paranoia.

paranoia (par'ah-noy'ah) [*G. derangement*, madness; from *para*, beside, + *noeo*, I think.] A functional mental disorder marked by the presence of systematized delusions without other symptoms of insanity; it begins usually in the middle twenties and in subjects in whom there is some hereditary psychopathic or neuropathic taint. *acute' hallucinatory p.*, a form in which

there are interjected periods of hallucinations in addition to the systematized delusions. **orig'-inal p.**, a form occurring in children. **p. quæ'rula**, a morbid state characterized by discontent and the disposition to complain of imaginary slights.

paranoiac (par'ah-noy'ak). 1. Relating to or affected with paranoia. 2. A person suffering from paranoia.

paranoid. Resembling paranoia.

paranoidism. The paranoiac character; the condition of one suffering from paranoia.

parano'mia [G. *para*, beside, + *onoma*, name.] A form of aphasia in which objects are called by the wrong names.

paranuclear (par-ah-nu'kle-ar). 1. Paranucléate. 2. Outside of, but near the nucleus.

paranucléate. Relating to or having a paranucleus.

paranucléin (par-ah-nu'kle-in). Nucleoalbumin.

paranucléolus (par-ah-nu-klé'o-lus). A minute basophilic particle in the envelope of the nucleus.

paranucléoprotein (par-ah-nu'kle-o-pro'te-in). Nucleoalbumin.

paranucléus. An accessory nucleus, or small mass of chromatin lying outside of, though near, the nucleus.

paraomphal'ic [G. *para*, beside, + *omphalos*, umbilicus.] Alongside of or near the umbilicus paraumbilical.

paraop'erative [G. *para*, beside.] Relating to the accessories of an operation, the preparation of the patient, asepsis, selection and care of the instruments, etc.

parapancreatic (par'ah-pan-kre-at'ik) [G. *para*, beside, + *pankreas*.] Near or alongside of the pancreas.

paraparesis [G. *para*, beside, + *paresis*.] A slight degree of paralysis, affecting the lower extremities.

paraparisol (par-ah-par'i-sol). An antiseptic product similar to parisol.

parapede'sis [G. *para*, beside, + *pede'sis*, deflection.] Excretion or secretion through an abnormal channel.

parapep'tone. An albuminoid resulting from the incomplete proteolysis of albumin, intermediate between that and peptone; it is obtained by arresting the artificial digestion of a protein by neutralizing the previously acid pepsin solution.

paraperitoneal (par'ah-per'i-to-ne'al). Outside of or alongside the peritoneum. **p. her'nia**, hernia of the bladder in which the protruded portion of the viscus is only partially covered by the peritoneal sac.

paraphasia (par'ä-fa'zi-ah) [G. *para*, beside, + *phasis*, declaration.] Jargon, a form of aphasia in which the patient has lost the power of speaking correctly, although words are heard and comprehended; he substitutes one word for another, and jumbles his words and sentences in such a way as to make his speech unintelligible.

parapha'sic. Relating to or suffering from paraphasia.

paraphemia (par'ä-fe'mi-ah) [G. *para*, beside, + *phémē*, speech.] A form of aphasia in which the patient constantly employs the wrong words.

paraph'ia [G. *para*, beside, + *haphē*, touch.] Any disorder of the sense of touch.

paraphimosis (par'ah-fi-mo'sis) [G. *para*, beyond, + *phimōsis*, a stoppage.] 1. Constriction of the glans penis by a foreskin, with narrow orifice, which has been retracted behind the corona and cannot be drawn forward. 2. A retraction of the lid behind a protruding eyeball.

parapho'nia [G. *para*, beside, + *phōnē*, voice.] A disorder of the voice, especially a change in its timbre. **paraph'ora** [G. derangement.] Mental disturbance of slight degree.

paraphrasia (par-ä-fra'zi-ah) [G. *para*, beside, + *phrasis*, speech.] Paraphasia.

paraphre'nia [G. *para*, beside, + *phrēn*, mind.] Mental disease.

paraphrenitis (par-ah-fre-ni'(ne'tis) [G. *para*, beside, + *phrēn*, diaphragm, + *-itis*, inflammation of the connective tissue or other structures adjacent to the diaphragm.

paraph'yasis [G. an offshoot.] In botany, a secondary filament or narrow band of cells accompanying the sexual organs in cryptogamous plants.

par'aphyte [G. *para*, beside, + *phyton*, plant.] An outgrowth, a vegetation.

paraphy'ton [G. *para*, beside, + *phyton*, plant.] A vegetable parasite.

par'aplastm [G. *para*, beside, + *plasma*, a thing formed.] 1. Paramitome, hyaloplastm. 2. Malformation.

paraplas'tic. Relating to a paraplastm (2), a reshaped, deformed.

paraplas'tin. A substance, occurring in the nucleus and cytoplasm, related to parachromatin.

paraplec'tic [G. *paraplekktikos*, paralyzed.] Paraplegic.

paraple'gia [G. *para*, beside, + *plēgē*, a stroke.] Paralysis of both lower extremities and also more or less of the trunk. **atax'ic p.**, progressive ataxia and paresis of the leg muscles due to sclerosis of the lateral and posterior funiculi of the spinal cord. **congen'ital spastic p.**, **infantile spastic p.**, a spastic paralysis of the lower extremities occurring in the infant, due to meningeal hemorrhage following injury at birth, a form of obstetric paralysis or birth palsy. **Pott's p.**, paralysis of the lower part of the body and the extremities, due to pressure on the spinal cord in Pott's disease of the spine. **senile p.**, (1) simple weakness of the lower extremities, without atrophy or changes in the reflexes, occurring in the aged; (2) an acute p. due to hemorrhage or thrombosis of the spinal arteries; (3) a slowly developing paralysis of the lower, eventually of the upper, extremities, with involvement of the sphincters, due to softening of the anterior cornua of the spinal cord in the aged. **spastic p.**, paresis of the lower extremities with increased irritability and spasmodic contraction of the muscles; spastic spinal paralysis, lateral sclerosis. **superior p.**, paralysis of both arms. **tetanic p.**, spastic spinal paralysis.

paraple'gic. Relating to or suffering from paraplegia.

paraple'giform [paraplegia + L. *forma*, form.] Resembling paraplegia.

parapleuritis (par-ah-plu-ri'(re'tis) [G. *para*, beside, + *pleura*, rib, + *-itis*.] Inflammation of the thoracic wall.

paraplex'us [G. *para*, beside.] The choroid plexus of the lateral ventricles.

parapneumonia (par'ah-nu-mo'ni-ah). A variety of pneumonia, simulating croupous pneumonia, but not due to the presence of the pneumococcus.

parapophysis (par'ä-pof'i-sis) [G. *para*, beside, + *apophysis*, an offshoot.] A secondary and slightly developed process sometimes present in front of the transverse process of a vertebra, in some animals it is normally present and of considerable size and strength.

parap'oplexy. Pseudapoplexy, a condition of partial stupor simulating a mild apoplectic attack.

parapraxia (par-ă-praks'i-ah) [G. *para*, beside, + *praxis*, a doing.] A condition analogous to paraphasia and paraphria in which there is a defective performance of certain purposive acts.

paraproctitis (par-ah-prok-ti'(te)'tis) [G. *para*, beside, + *prôktos*, anus, + *-itis*.] Inflammation of the cellular tissue surrounding the rectum.

paraproctium [G. *para*, beside, + *prôktos*, anus.] The cellular tissue surrounding the rectum.

parapsia [G. *para*, beside, + *hapsis*, touch.] Paraphia.

parapsooriasis (par-ah-so-ri'a-sis) [G. *para*, beside, near.] Erythroderma squamosum, maculopapular erythrodermia.

parapycnomorphous (par'ah-pik-no-mor'fus) [G. *para*, aside, + *pyknos*, thick, + *morphê*, form, shape.] Noting a cell or other structure which stains fairly well yet not markedly; one which is neither frankly pycnomorphous nor apycnomorphous.

paraqueeduct (par-ak'we-duk't) [G. *para*, beside, + L. *aqueductus*, aqueduct.] A lateral extension of the aqueductus cerebri.

pararectal. 1. Alongside the rectum. 2. Alongside or near a rectus muscle.

pararethidine. An alkaloid or leucomaine found, together with reducine, in the urine.

pararegulin. Trade name of a laxative preparation said to be composed of paraffin and cascara sagrada.

pararhotacism (par'ah-ro'tah-sizm) [G. *para*, beside, + *rho*, letter r.] Mispronunciation of the letter r.

pararosaniline. Parafuchsin, a synthetic dye employed experimentally in the treatment of certain forms of trypanosomiasis.

pararthria [G. *para*, beside, + *arthron*, articulation.] A faulty mode of articulating.

parascral. Alongside the sacrum.

parasalpingitis (par-ah-sal-pin-ji'(je)'tis) [G. *para*, beside, + *salpinx* (salping-), trumpet, + *-itis*.] Inflammation of the tissues surrounding the Fallopian or the Eustachian tube.

parasecretion. Paracrisis, pareccrisis.

parasigmatism [G. *para*, beside, + *sigma*, letter s.] Mispronunciation of the letter s; lisp.

parasinoid [G. *para*, beside, + L. *sinus*.] In the immediate neighborhood of a sinus in any sense, but particularly of a cerebral sinus.

parasite (par'ă-sit) [G. *parasitos*, a guest; *para*, beside, + *sitos*, food.] 1. An animal or vegetable organism which lives on or in another and draws its nourishment therefrom. 2. In the case of a fetal inclusion or double monster, the more or less incomplete twin which derives its support from the other, the latter being called the *autosite*.

commensal p., see *commensal*. **facultative p.**, an organism which may lead an independent existence or live as a parasite, according to circumstances; opposed to *obligate p.* **incident'ial p.**, one which normally lives on another than its present host. **in'quiline p.**, see *inquiline*. **ob'ligate p.**, one which cannot lead an independent non-parasitic existence; opposed to *facultative p.* **specific p.**, one which habitually lives on its present host.

parasitic. 1. Relating to, or of the nature of a parasite. 2. Noting microorganisms which normally grow only in or on the living body.

parasiticide [L. *parasitus*, parasite, + *cadere*, to kill.] 1. Destructive to parasites. 2. An agent which destroys parasites.

parasitifer [L. *parasitus*, parasite, + *ferre*, to bear.] The host of a parasite; in teratology, the *autosite*.

parasitism. 1. Infestation with parasites. 2. The mode of existence of parasites.

parasitize. To invade as a parasite.

parasitogenic [G. *parasitos*, parasite, + *gennaô*, I produce.] 1. Noting the conditions or circumstances favorable to parasitism. 2. Caused by parasites.

parasitologist. One who is versed in the science of parasitology.

parasitology [G. *parasitos*, parasite, + *-logia*.] The branch of zoology and of medicine which treats of parasitism in all its relations.

parasitotropic (par'ă-si-to-trop'ik) [G. *parasitos*, parasite, + *tropikos*, noting a turn.] Attracted by a parasite, noting especially certain substances which act chiefly or exclusively upon microparasites present in the body tissues or fluids.

parasitotropy [G. *parasitos*, parasite, + *tropê*, a turning.] In chemotherapy, the affinity of a remedy for the pathogenic parasites, as distinguished from organotropy.*

parasol insertion. A form of attachment of the umbilical cord to the placenta, in which the vessels of the cord separate at a short distance from the placenta and pass to different points of insertion somewhat like the ribs of an open parasol or umbrella.

paraspa'dia, **paraspa'dias** [G. *paraspaô*, I draw aside.] A condition in which there is a lateral opening into the urethra.

paraspasm [G. *para*, beside, + *spasmos*, spasm.] 1. Spastic paraplegia. 2. Muscular spasm involving the lower extremities.

paraspecific. Possessing an action other than, and in addition to, the specific one; as the apparently curative action of diphtheria antitoxin in other affections than diphtheria.

parastata (par-ăs'tă-tah) [G. *para*, beside, + *histêmî*, I am placed.] 1. The prostate gland. 2. The epididymis. **p. adenoi'des**, prostate. **p. cirroi'des**, epididymis. **p. glandulo'sa**, prostate. **p. varico'sa**, (1) oviduct; (2) epididymis.

parasteato'sis [*para*, beside, + *stear* (stear-), tallow.] Any disorder of the sebaceous secretions.

paraster'nal [G. *para*, beside, + L. *sternum*.] Alongside the sternum.

parastru'ma. A goitrous tumor due to enlargement of a parathyroid gland.

parasynanchy (par-ah-sin-an'ke) [G. *parasynanchê*, sore throat.] Rheumatic inflammation of the muscles of the throat.

parasynap'sis [G. *para*, beside, + *synapsis*, a binding together.] Union of chromosomes side to side in the process of "reduction."

parasynovitis (par-ah-si-no-vi'(ve)'tis) [G. *para*, beside, + L. *synovia* + G. *-itis*.] Inflammation of the tissues immediately adjacent to a joint.

parasyphilis (par'ah-sif'i-lis) [G. *para*, beside.] Any affection indirectly due to syphilis, such as, presumably, tabes dorsalis.

parasyphilitic. Noting certain diseases supposed to be indirectly due to syphilis, though presenting none of the recognized anatomicopathological lesions of that infection; tabes dorsalis and progressive general paralysis are among these.

parasyphilo'sis. Parasyphilis.

parasytostole (par-ah-sis'to-lê) [G. *para*, beside.] An interval of rest of unusual duration following the cardiac systole.

paratar'alium [G. *para*, beside, + *tarsos*, tarsus.] The connective tissue of the tarsus of the foot.

paratereseomania [G. *paraterêsis*, a watching for, + *mania*, frenzy.] Inquisitiveness carried to the point of insanity.

paraterm'inal bod'y. The area extending backward from the olfactory peduncle to the lamina terminalis and upward between the callosum and hippocampal commissure.

parathy'roid [G. *para*, beside.] 1. Adjacent to the thyroid gland. 2. A parathyroid gland, glandula* parathyreidea.

parathyroidect'omy [*parathyroid* + *ektomē*, excision.] Excision of the parathyroid glands.

parathyroidin (par-ah-thi'roy-din). Trade name of an extract of the parathyroid glands.

par'atoloid, paratoloi'din. Tuberculin.

parato'nia [G. *para*, beyond, + *tonos*, tension.] Superextension, extension beyond the normal limit.

parat'ophan. Trade name of a methyl derivative of atophan, crystallizing in yellowish needles, recommended as a substitute for atophan because of its tastelessness.

paratox'in. A mixture of cholesterin and biliary extract with petroleum ether; has been employed hypodermically in the treatment of tuberculosis and other infectious diseases.

paratrichosis (par-ah-tri-ko'sis) [G. *para*, beside, + *trichōsis*, making or being hairy.] Any disorder in the growth of the hair, as regards location or quantity.

paratrimma (par-ah-trim'ah) [G. *para*, beside + *tribō*, I rub.] Intertrigo; chafing.

paratrip'sis [G. *para*, beside, + *trip'sis*, rubbing.] 1. Chafing. 2. Retardation of catabolism or tissue waste.

paratrip'tic. 1. Causing or caused by chafing. 2. Retarding catabolic processes. 3. An agent, such as coffee, which retards tissue waste.

paratro'phia. Dystrophy.

paratroph'ic [G. *para*, beside, + *trophē*, nourishment.] Deriving sustenance from living organic material; parasitic; see *metatrophic*, *prototrophic*.

paratroph'y. Dystrophy.

paratuberculo'sis [G. *para*, beside, + *tuberculosis*.]

1. A condition marked by symptoms of tuberculosis, in which the presence of the tubercle bacillus cannot be demonstrated; due possibly to the action of the toxins remaining from a previous infection or derived from without. 2. Tubercule, a scrofulous eruption; an inflammatory lesion of the skin due to the action of tuberculous toxin in the blood.

paratuberculous. Relating to paratuberculosis.

paratyphilitis (par-ah-ti-fli'(fle'tis) [G. *para*, beside, + *typhlon*, cecum, + *-itis*.] Inflammation of the connective tissue adjacent to the cecum.

paratyp'ic, paratyp'ical [G. *para*, beside, + *typos*, type.] Deviating more or less from a type.

paratyphoid [G. *para*, beside.] Resembling in some respects, yet not the same as, typhoid; noting a fever and the bacilli causing it. *p. bacill'us*, *Bacillus paratyphosus*. *p. fe'ver*, an acute infectious disease with symptoms and lesions resembling those of typhoid fever, though milder in character; it is associated with the presence of the paratyphoid bacillus, of which at least two varieties (types A and B) have been described.

paraumbil'ical [G. *para*, beside, + *L. umbilicus*.] Paraomphalic, near the umbilicus.

paraure'thral [G. *para*, beside, + *ourēthra*, urethra.] Alongside the urethra.

paravaginal (par-ah-vaj'i-nal) [G. *para*, beside, + *L. vagina*.] Alongside of the vagina.

paravaginitis (par-ah-vaj-in-i'(e'tis) [G. *para*, beside, + *L. vagina*.] Inflammation of the cellular tissue alongside the vagina.

paraver'tebral [G. *para*, near, beside, + *L. vertebra*.]

Alongside a vertebra or the spinal column. *p. tri'angle*, Grocco's* triangle.

paraves'ical [G. *para*, beside, + *L. vesica*, bladder, Paracystic. *p. pouch*, the lateral portion of the uterovesical pouch.

paraxanthin (par-ah-zan'thin). A xanthin base, $C_8H_8N_4O_8$, sometimes found in the urine, as formed in excess in cases of gout.

parax'al [G. *para*, beside, + *axis*.] By the side of the axis of any body or part.

parax'on, parax'one [G. *para*, beside, + *axōn, axō*.] A collateral branch of a neuraxon of a cell of the first type, or of Deiters, given off at a right angle not forming an arborization, but often in relation with the dendraxon of a cell of the second type, or of Golgi.

parazoon (par-ah-zo'on) [G. *para*, beside, + *zōon*, animal.] An animal parasite.

parch'ment crack'ling. The sensation as of the crackling of stiff paper or parchment, noted at palpation of the skull in cases of craniotabes. *p. skin*, a dry whitish condition of the skin in scurvy occurring sometimes as a symptom in verruous bronchitis.

Pardan'thus [G. *pardos*, leopard, + *anthos*, flower.] A genus of plants of the order *Irider*, in eastern Asia. The sole species, *P. sinen'sis*, blackberry lily, is the source of a laxative largely used in China and India.

Paré's su'ture (pā-ra') [Ambroise Paré, French surgeon who introduced the method of ligature of arteries, instead of cauterizing them, after amputation, 1510-1590.] The approximation of the edges of a wound by pasting strips of cloth to the surface and stitching them instead of the skin.

parecta'sia, parec'tasis [G. *para*, beside, + *ektasis*, extension.] Extreme distention of a cavity or other part.

paregor'ic, paregor'ic elix'ir [G. *paregorikos*, soothing.] Tinctura camphorae composita (Br.), tinctura opii camphorata (U.S.).

pareira (par-a'-i-rah) (U.S., Br.). Pareira brava, the root of *Chondrodendron tomentosum*, a vine of tropical America; employed as a diuretic in doses of 3i (30.0) of an infusion of the strength of 1 ounce to the pint.

parelectronom'ic [G. *para*, beside, + *elektron* + *nomos*, law.] Not subject to the laws of electricity, i. e. not excited by an electric stimulus.

parenceph'alia [G. *para*, beside, + *enkephalos*, brain.] A condition of imperfect cerebral development.

parencephalitis (par-en-sef'al-i'(e'tis) [*parencephalon* + G. *-itis*.] Inflammation of the cerebellum.

parencephalocèle (par-en-sef'al-o-sēl) [*parencephalon* + G. *kēlē*, hernia.] Protrusion of the cerebellum through a defect in the cranium.

parenceph'alon [G. *para*, beside, + *enkephalos*, brain.] Cerebellum.

parenceph'alous. Relating to parencephala or to a parencephalus.

parenceph'alus [G. *para*, beside, + *enkephalos*, brain.] A monster with imperfect cerebral development.

parenchyma (par-en'ki-mah) [G. *parenchymē*, I press in beside, as in a mould.] 1. The distinguishing or specific tissue of a gland or organ contained in and supported by the connective-tissue framework, or stroma. 2. The endoplasm of a protozoan cell.

parenchymal (par-en'ki-mal). Relating to the parenchyma, parenchymatous.

parenchymatitis (par-en-ki-mā-ti'(te'tis) [*parenchyma* + *-itis*.] Inflammation of the parenchyma or differentiated substance of a gland or organ.

arenchymatous (par-en-ki'mă-tus). Relating to the parenchyma, parenchymal. **p. neuritis**, neuritis affecting chiefly or exclusively the axis-cylinder and its myelin.

arenchymula (par-en-ki'mu-lah) [L. dim. of *G. parenchyma*.] The stage in embryonic development next succeeding that of the closed blastula, in which the external differentiated cells pass into the interior.

ar'ent [L. *parens*; *parere*, to bring forth.] A father or mother. **p. cell**, (1) the impregnated ovum, or cytula; (2) a mother cell.

arenteral (par-en'ter-al) [*G. para*, contrary to, + *enteron*, intestine.] In some way other than by the intestinal canal, referring especially to the assimilation of nutritive material introduced into the veins or subcutaneous tissues.

arepiconic (par-ep'i-sē) [*G. para*, beside, + *epi*, upon, + *kōilia*, a hollow.] The lateral recess of the fourth ventricle of the brain, passing outward round the upper part of the restiform body.

arepididymis [*G. para*, beside, + *epididymis*.] Paradiidymis.

arepithymia [*G. para*, beside, + *epithymia*, desire.] Morbid longing, perverted desire or craving.

pareis [*G. weakness*.] 1. Partial paralysis. 2. General p., dementia paralytica. **gen'eral p.**, dementia paralytica, general paralysis of the insane; a disease of the brain, usually regarded as parasymphilitic in origin, marked by progressive dementia, tremor, speech disturbances, and increasing muscular weakness; in a large proportion of cases there is a preliminary stage of irritability followed by exaltation and delusions of grandeur.

paresthesia, paræsthesia (par-es-the'zi-ah) [*G. para*, beside, + *aisthēsis*, sensation.] An abnormal spontaneous sensation, such as of burning, pricking, numbness, etc.

paresthetic. Relating to or marked by paresthesia. **paretic**. Relating to or suffering from paresis.

pareunia (par-u'n-ah) [*G. pareunos*, lying beside.] Sexual intercourse.

parhormone (pah-rhō'mōn) [*G. para*, alongside of, + *hormone*.] A catalytic product supposed to have a hormone-like function.

paricine. An alkaloid of cinchona, C₁₅H₁₉N₃O.

paridrosis [*G. para*, beside, + *hidrosis*, sweating.] Any derangement of perspiration.

paries, gen. *parietis*, pl. *parietes* [L. wall.] A wall, as of the chest, abdomen, or any hollow organ. **p. carotica tym'pani** [BNA], carotid, or anterior, wall of the tympanum; it contains the opening of the Eustachian tube. **p. jugula'ris tym'pani** [BNA], jugular wall of the tympanum, fundus tympani, inferior wall or floor of the tympanic cavity; a thin plate of bone separating the tympanic cavity from the jugular fossa. **p. labyrinthica tym'pani** [BNA], labyrinthic, or inner, wall of the tympanum, a bony layer separating it from the internal ear or labyrinth; it contains the fenestra vestibuli, or ovalis, and the fenestrum cochleæ, or rotunda. **p. mastoid'ea tym'pani** [BNA], mastoid, or posterior, wall of the tympanum, containing the opening into the tympanic or mastoid antrum. **p. membrana'cea tym'pani** [BNA], membranous, or outer, wall of the tympanum formed mainly by the membrana tympani. **p. tegmenta'lis tym'pani**, tegmental wall of the tympanum, the superior wall or roof of the tympanic cavity, formed by the tegmen tympani of the temporal bone.

parietal. Relating to the wall of any cavity. **p. bone**, os parietale.

Parieta'ria [L. *paries*, wall.] A genus of plants, of which the most common species, *P. officinalis*, wall pellitory, has been employed in domestic practice as a diuretic.

parietes (par-i'e-tes). Plural of *L. paries*, a wall.

parietofrontal (par-i'e-to-frun'tal). Relating to the parietal and the frontal bones or the parts of the cerebral cortex corresponding thereto.

parietooccipital (par-i'e-to-ok-sip'i-tal). Relating to the parietal and occipital bones or to the parts of the cerebral cortex corresponding thereto.

pari'etosphe'noid. Relating to the parietal and the sphenoid bones.

parietosplanchnic (par-i'e-to-splank'nik). Parieto-visceral.

pari'etosquamo'sal. Relating to the parietal bone and the squamous portion of the temporal bone.

pari'etotem'poral. Relating to the parietal and the temporal bones.

pari'etovis'ceral. Relating to the wall of a cavity and to the contained viscera.

Parinaud's conjunctivi'tis (par-e-no') [Henri Parinaud, Parisian ophthalmologist, *1844.] Conjunctivitis characterized by the presence of large irregular reddish granulations in the connective tissue of the lids and fornix with simultaneous swelling of the lymph glands of the ear and throat, said by P. to be contracted by contagion from animals. **P.'s ophthalmople'gia**, paralysis of the rectus lateralis of one eye and spasmodic contraction of the rectus medialis of the other eye.

Paris Chalyb'eatte Springs, Missouri. The waters contain the carbonates of lime and magnesia, iron, and the chlorides of sodium, potassium, and iodine, 52° F. Used by drinking in anemia, diseases of women, and disorders of the nervous system, stomach, liver, kidneys, and skin. The summer season.

Paris green. Acetoarsenite of copper, made by boiling solutions of arsenous acid and cupric acetate, Schweinfurt green.

par'isol. An alcoholic soap solution containing formaldehyde.

pariath'mic. Relating to the tonsils.

pariath'mion [*G. para*, beside, + *isthmion*, the throat.] A tonsil.

pariath'mitis (par-is-mi'(me')tis). Amygdalitis, inflammation of the tonsil.

par'ity [L. *parere*, to bear.] The state of a woman as regards the fact of having borne children. **Nulliparity** is the condition of having had no children, **primiparity** of having borne one child, **secundiparity** of having borne two children, **multi'parity** of having had several children, etc.

Park's an'eurysm [Henry Park, Liverpool surgeon, 1744-1831.] An arteriovenous aneurysm of the bend of the elbow, in which the brachial artery communicates with the brachial and median basilic veins.

Park's Springs, North Carolina. Sulphated-saline-chalybeate waters. Used by drinking in dyspepsia, portal congestion, and chronic constipation.

Park'ser's flu'id [George Howard Parker, American zoologist, *1864.] A hardening fluid of formaldehyde, r, in 70 per cent. alcohol, 100.

Park'ser's incision [Willard Parker, New York surgeon, 1800-1884.] An oblique incision nearly parallel with Poupart's ligament over the area of dulness in appendical abscess.

Parker Min'er'al Spring, Pennsylvania. Muriated-saline-calcic waters, 150°F. One spring. Used by drinking and bathing in dyspepsia, sluggishness of the liver, constipation, abdominal venos-

ity, nephritis, and irritability of the bladder. The climate is bracing.

Par'kinson's disease' [James Parkinson, English physician, †1824.] Paralysis agitans. P.'s fa-cies, P.'s mask, the elevated eyebrows and expressionless facies characteristic of paralysis agitans.

para'rium. Parovarium.

paroccip'ital [G. *para*, beside, + L. *occipitalis*.] Near or beside the occipital bone or the occiput. p. process, paramastoid* process.

parodon'tid [G. *para*, beside, + *odous*(*odont-*), tooth.] A tumor of the gum, epulis.

parodontitis (par-o-don-ti'(te')tis) [G. *para*, beside, + *odous*(*odont-*), tooth, + *-itis*.] Pyorrhea alveolaris.

parodynia (par-o-din't-ah) [L. *parere*, to bear, + G. *odynē*, pain.] 1. Labor-pains. 2. Abnormal or difficult labor, dystocia.

par'ogen, parogenum (par-oj'en-um). Vasoliment, a liquid ointment, or liniment base made of liquid paraffin 40, oleic acid 40, 5 per cent. ammoniated alcohol 20. **thick p.**, made of hard paraffin 12, liquid paraffin 48, oleic acid 30, 10 per cent. ammoniated alcohol 10.

parol'ivary [G. *para*, beside, + L. *oliva*, olive.] By the side of or near the oliva.

parom'phalocoele [G. *para*, beside, + *omphalos*, umbilicus, + *kēlē*, tumor, hernia.] 1. A tumor near the umbilicus. 2. A hernia through a defect in the abdominal wall near the umbilicus.

paronir'ia [G. *para*, beside, + *oneiros*, dream.] Dreaming of a disagreeable or terrifying character.

paronychia (par-o-nik't-ah) [G. *para*, beside, + *onyx*(*onych-*), nail.] Felon, panaris, whitlow; inflammation of the structures in the distal phalanx of the finger, either those surrounding the nail or the bone itself.

paronychial (par-o-nik't-al). Relating to paronychia.

paroophoron (par-o-of-or-on) [G. *para*, beside, + *oophoros*, egg-bearing.] A collection of rudimentary tubules in the mesosalpinx near the uterus, the analogue of the paradidymis in the male; epoophoron, paroarium, parovarium.

parophthalmon'cus [G. *para*, near, + *ophthalmos*, eye, + *onkos*, swelling.] A neoplasm or tumor near the eye.

parop'sia [G. *para*, beside, + *opsis*, vision.] Any disorder of vision.

parorchidium (par-or-kid't-um) [G. *para*, beside, + *orchis*, testis.] Non-descent of the testis, ectopia testis.

parorchis (par-or'kis) [*para*, beside, + *orchis*, testis.] The epididymis.

parorex'ia [G. *para*, beside, + *orexis*, appetite.] Perverted appetite.

parosmia (par-oz'ml-ah) [G. *para*, beside, + *osmē*, the sense of smell.] Any disorder of the sense of smell especially the subjective perception of odors which do not exist.

parosphresia (par'os-fre'st-ah) [G. *para*, beside, + *osphrēsis*, smell.] Parosmia.

parosteitis (par-os-te-i'(e')tis) [G. *para*, beside, + *osteon*, bone, + *-itis*.] Inflammation of the tissues immediately adjacent to a bone; also written parostitis.

parosteosis, parostosis [G. *para*, beside, + *osteon*, bone, + *-ōsis*.] 1. The development of bone in an unusual location, as in the skin. 2. Abnormal or defective ossification.

parot'ic [G. *para*, beside, + *ous*(*ōt-*), ear.] Near or beside the ear.

parot'id [G. *parōtis*(*parōtid-*); *para*, beside, + *ous*(*ōt-*), ear.] Situated near the ear, noting several structures in this neighborhood. p. artery, duct, gland, recess, see under *arteria*, *ductus*, *glandula*, *recessus*.

parotidectomy [G. *parōtis*(*parōtid-*) + *ektomē*, excision.] Surgical removal of the parotid gland.

parotiditis (par-ot-i-di'(de')tis) [G. *parōtis*(*parōtid-*) + *-itis*.] Inflammation of the parotid gland; parotitis; mumps. **epidem'ic p.**, mumps, acute infectious and contagious disease characterized by inflammation and swelling of the parotid gland, sometimes of other salivary glands, is occasionally by metastasis of the mumps to testis.

parotidoauricularis (par-ot'i-do-aw-rik-u-l'is). An occasional band of muscle-fibers passing from the surface of the parotid gland to the auricle.

parotidosclirrhosis (par-ot-i-do-sklar'is/r'is) 1. Parotidosclerosis, hardening of the parotid gland. 2. A scirrhus cancer of the parotid region.

parotidosclerosis (par-ot'i-do-skle-ro'sis) [G. *parōtis*(*parōtid-*), parotid gland, + *sklērosis*, a hardening.] Fibrous induration of the parotid gland; parotitis (par-o-ti'(te')tis). Inflammation of the parotid gland, parotiditis.

parova'rian. 1. Near or beside the ovary. 2. Relating to the parovarium.

parovarior'tomy [*parovarium* + G. *tomē*, incision] Incision into or removal of a tumor of the parovarium.

parovaritis (par-o-var-i'(e')tis) [*parovarium* + *-itis*.] Inflammation of the parovarium, an organ of Rosenmüller.

parova'rium [G. *para*, beside, + L. *ovarium*, ovary] Organ of Rosenmüller, epoophoron.*

paroxysm (par'oks-izm) [G. *paroxysmos*] 1. A sudden onset of a disease or of any symptoms especially if they are recurrent, as in malaria. 2. A spasm, convulsion.

paroxysmal (par-oks-iz'mal). Relating to or occurring in paroxysms.

Par'rish's camphor mixture. *Mistura camphorae aromatica* (N.F.).

par'rot-beak nail. A markedly curved finger nail, as in the Hippocratic finger.

Parrot's disease' (pā-ro') [Jules Marie Parrot, French physician, 1829-1883.] 1. Syphilitic paralytic paralysis in infants, due to lack of firmness of the epiphyses. 2. Achondroplasia. 3. Marasmus of the newborn, atrophasia. P.'s murmur, a low soft murmur taking the place of the cardiac sounds in asystole. P.'s nodes, nodular peritestic swellings on the cranium in hereditary syphilis. P.'s sign, dilatation of the pupil on pinching the skin, in meningitis. P.'s ulcer, the lesion of parasitic stomatitis, or thrush.

parr'ot-mouth. A deformity of the mouth as in the horse, characterized by retraction of the lower jaw.

Parr'y's disease' [Caleb Hillier Parr, English physician, 1756-1822.] Exophthalmic goiter.*

pars [L.] A part, a portion. p. cavernosa [BNA] spongiosa, the third portion of the male urethra, about six inches in length, which traverses the corpus cavernosum urethrae, or corpus spongiosum. p. centra'lis, cella media or body of the lateral ventricle of the brain, lying in the parietal lobe, extending from the foramen of Monro to the splenium of the corpus callosum. p. flaccida, flaccid part, Shrapnell's* membrane. p. horizontalis [BNA], horizontal part, or horizontal

plate, of the palate bone, forming part of the floor of the nasal fossa. **p. irid'ica ret'inæ**, uveal tract. **p. inflex'a**, one of the two posterior reflections (**p. i. latera'lis**, **p. i. media'lis**) of the wall of a horse's hoof; see **bar**. **p. mastoid'ea**, mastoid portion of the temporal bone. **p. membrana'cea**, the second portion of the male urethra, about half an inch in length, extending from the prostate to the beginning of the spongy urethra just beyond the bulb. **p. membrana'cea sept'i**, a triangular space at the base of the interventricular septum of the heart where the muscular tissue is very thin or absent. **p. nasa'lis**, nasal portion of the temporal bone which lies between the two orbital parts anteriorly and forms part of the roof of the nasal fossa. **p. orbita'lis**, orbital portion of the frontal bone, consisting of two transversely curved plates separated by the ethmoidal notch and nasal spine. **p. perpendicular'is** [BNA], perpendicular part, or vertical plate, of the palate bone. **p. petro'sa**, petrous portion of the temporal bone; pyramid. **p. pros'tatica**, the portion of the male urethra, about one inch in length, which traverses the prostate. **p. spongio'sa**, **p. cavernosa** [BNA]. **p. squamo'sa**, the squamous portion of the temporal bone, squama temporalis [BNA]. **p. ten'sa**, tense part, the greater portion of the membrana tympani which is tense and firm, contrasting with the small triangular pars flaccida. **p. triangula'ris**, the præoperculum, preoperculum. **p. tympan'ica**, the tympanic portion of the temporal bone, forming the greater part of the wall of the external auditory meatus.

pars'ley [G. *petroselinon*, rock-parsley.] A garden herb, the root of which is sometimes given as an emmenagogue; see *petroselinum*.

Parson's disease* [James Parsons, English physician, 1705-1770.] Exophthalmic goiter.*

parthe'nium. A European plant resembling chamomile; feverfew, *Matricaria parthenium*, practically the same as *matricaria*.*

parthenogen'esis [G. *parthenos*, virgin, + *genesis*, production.] A form of non-sexual reproduction, or agamogenesis, in which the female reproduces its kind without fecundation by the male.

particle (par'ti-k'l) [L. *particula*, dim. of *pars*, part.] 1. A very small piece or portion of anything. 2. One of the groups of molecules assumed by Hardy to form the constituent elements of bioplasm, being held in suspension in water by electrical equilibrium. **elemen'tary p.**, Zimmermann's elementary p., Hayem's hematoblast, platelet.*

partic'ulate. Relating to or occurring in the form of fine particles.

parturient (par-tu'ri-ent) [L. *parturire*, to be in labor.] Relating to or being in the process of parturition or childbirth. **p. canal**, the passage through which the child passes from the cavity of the uterus to the exterior. **p. woman**, a woman in labor.

parturifacient (par-tu-ri-fa'shent) [L. *parturire*, to be in labor, + *facere*, to make.] Oxytocic. 1. Inducing or accelerating labor. 2. An agent which induces or accelerates labor.

parturiom'eter [L. *parturiitio*, parturition, + *metron*, measure.] A device for determining the force of the uterine contractions in childbirth.

parturition (par-tu-rish'un) [L. *parturire*, to be in labor.] Childbirth, labor, delivery, the giving birth to a child.

par'tus [L. *parire*, to bear.] Parturition. **p. agrippi'nus**, delivery by the breech. **p.**

cæsa'rius, delivery by cesarean section. **p. seroti'nus**, delayed labor. **p. siccus**, a dry labor, one in which the amniotic fluid is scanty or flows away too soon.

paru'lis [G. *para*, beside, + *oulon*, gum.] A gum-boil.

parumbil'ical. Paraumbilical.

paru'ria [G. *para*, beside, + *ouron*, urine.] Any disorder of micturition.

par'voline. A ptomaine, C₈H₁₂N, from decaying fish.

parvule (par'vül) [L. *parvulus*, very small.] A pillule, pellet, granule; a minute pill.

Paso Robles. See *El Paso de Robles*.

pas'sage [L. *passare*, to pass.] 1. The act of passing.

2. A discharge, as from the bowels or of urine.

3. The inoculation of a series of animals with the same strain of a pathogenic microorganism whereby the virulence of the latter is increased, or sometimes diminished. 4. A channel, duct, pore, or opening.

Passavant's cush'ion (pahs'ah-fahnt) [Gustav Passavant, German physician, 1815-1893.] The prominence formed by the contracting belly of the superior constrictor muscle of the pharynx during the act of swallowing.

passiflo'ra. Passion-flower, the rhizome of *Passiflora incarnata*, a climbing herb of the southern United States; has been employed in the form of an extract, or an application to hemorrhoids and for burns.

passion (pash'un) [L. *passus*; *pati*, to suffer.] 1. Intense emotion. 2. Suffering, pain. **il'eac p.**, **il'i'ac p.**, ileus.

passional (pash'un-al). Relating to any of the passions; emotional. **p. att'itudes**, attitudes expressive of any of the great passions, such as anger, joy, etc., noting one of the stages of hysterio-epilepsy.

pass'ive [L. *passivus*; *pati*, to endure.] Not active, submissive. **p. conges'tion**, congestion due to obstruction to the return flow of blood, in contrast to hyperemia due to dilated capillaries and to increase in the force propelling the blood. **p. ex'ercise**, muscular exercise effected by mechanical means, by massage, and by p. movements. **p. hypere'mia**, congestion, p. congestion. **p. move'ments**, movements of the body and limbs imparted by a second person, without a voluntary effort of muscular contraction on the part of the subject.

pass'ivism. A form of sexual perversion in which the subject, usually the male, is submissive to the will of the partner, either male or female, in unnatural sexual practices.

pas'ta, gen. and pl. *pas'tæ* [L.] Paste. **p. derma'tolog'ica**, dermatological paste; a class of preparations of the N.F. consisting of starch, dextrin, sulphur, calcium carbonate, or zinc oxide made into a paste with glycerin, soft soap, petrolatum, or some fat, with which is incorporated some medicinal substance. **p. dextrina'ta** (N.F.), dextrinated paste; a mixture of equal parts of dextrin, glycerin, and distilled water; used as a vehicle in the preparation of many of the dermatological pastes. **p. ichthyo'li**, **Un'na** (N.F.), Unna's ichthyol paste, ammonium ichthyolsulphonate 25, dextrinated paste to make 100. **p. naph'tholi**, **Lassar** (N.F.), Lassar's naphthol paste; betanaphthol 10, precipitated sulphur 50, soft soap and petrolatum each 20. **p. resorci'ni mi'tis**, **Lassar** (N.F.), Lassar's mild resorcin paste; resorcinol 10, zinc oxide and starch each 25, liquid petrolatum 40. **p. zin'ci**, **Lassar** (N.F.),

Lassar's zinc-salicyl paste; zinc oxide 24, salicylic acid 2, starch 24, white petrolatum 50. *p. zin'ci mol'lis*, Un'na (N.F.), Unna's soft zinc paste; zinc oxide 10, calcium carbonate 10, linseed oil 10, lime water 10. *p. zin'ci sulphur'ia*, Un'na (N.F.), Unna's sulphurated zinc paste; zinc oxide 15, precipitated sulphur 10, silicic acid 5, benzoinated lard 70.

paste (pâst) [*L. pasta*.] A soft semisolid of firmer consistence than pap, but soft enough to flow slowly and not to retain its shape. *arsen'ical p.*, an escharotic containing 10 per cent. arsenous acid in a mixture of flour and melted suet. *dermatolog'ical p.*, see *pasta*. London *p.*, a moistened mixture of caustic soda and quick lime. *serum p.*, an application for wounds made of inspissated blood-serum. *sulphu'ric-acid p.*, powdered saffron moistened with sulphuric acid. *Vienn'a p.*, a moistened mixture of caustic potash and quicklime.

paster (pâs'ter). The oval or circular segment forming the part for near work in bifocal lenses.

pastern (pas'turn) [*Fr. pâturon*.] The part of a horse's foot, which corresponds to the first phalanx of the middle finger or toe of man.

pas'tern-bone. One of two bones in the foot of the horse; the *large pastern bone* is the first phalanx in the foot of the horse, the os suffraginis; the *small pastern bone* is the second phalanx or os coronæ.

Pasteur's liq'uid (pahs-têr') [Louis Pasteur, French chemist and bacteriologist, 1822-1895.] A culture fluid containing yeast ashes and ammonium carbonate each 1, sugar 10, in water 100. *P.'s meth'od*, treatment of rabies by the injection of attenuated virus of progressively increasing virulence. *P.'s the'ory*, the theory that immunity produced by an attack of a disease or vaccination is due to exhaustion of the soil necessary for the growth of the specific microorganism. *P.'s vib'rio*, the pathogenic organism of malignant edema.

Pasteurel'la. A group of non-ciliated and non-spore-bearing bacteria of the family *Coccaceæ*.

pasteurello'sis. Infection with certain bacteria of the group *Pasteurella*, causing hemorrhagic septicemia.

pasteurization (pas'têr-i-zâ'shun) [after Louis Pasteur.] The heating of milk or other liquids for about thirty minutes to 68° C. (154.4° F.) whereby the living bacteria are destroyed; the spores are unaffected, but are kept from developing by immediately cooling the liquid to 10° C. (50° F.) or lower.

pasteurize (pas'têr-iz). To treat milk or other liquids after the manner described under *pasteurization*.

pas'teurizer. An apparatus employed in the pasteurization of fluids.

Pas'tia's sign [*C. Pastia*, Roumanian physician, contemporary.] The presence of pink or red transverse lines at the bend of the elbow in the eruptive stage of scarlatina; they persist through the eruptive stage and remain as pigmented lines after desquamation.

pas'til, **pastille** (pas-têl') [*Fr. pastille*; *L. pastillus*, a roll (of bread).] 1. A small mass of benzoin and other aromatic substances to be burned for fumigation. 2. A medicated confection in the form of a troche or lozenge.

patch. A small circumscribed area differing in color or structure from the surrounding surface. *mu'cous p.*, one of a group of round or oval grayish yellow macerated papules or macules, occur-

ring on the mucous membrane of the mouth or other orifices in syphilis. *o'paline p.*, a mass of silvery gray appearance.

patefaction (pa-to-fak'shun) [*L. patefactio*, to throw open.] A laying open.

Patein's albu'min (pâ-tan'). A substance resembling serum albumin, but soluble in acetic acid.

patel'la, gen. and pl. *patella* [*L. a small part*.] The large sesamoid bone, in the combined tendons of the extensors of the leg, covering the anterior surface of the knee; kneecap, kneecap.

patellar (pat'el-ar, more commonly pâ-tel'ar) relating to the patella or kneecap.

patell'iform [*L. patella* + *forma*, form] in the shape of the patella.

pa'tency [*L. patere*, to lie open.] The state of being freely open or patulous.

pa'tent [*L. patens*; *patere*, to lie open.] freely expanded.

path [A.S. *path*.] A road or way; the course taken by an electric current or by nervous impulses.

pathe'ma, pl. *pathemata* [*G. pathēma*, suffering.]. Any disease or morbid condition.

pathe'matol'ogy [*G. pathēma* (*pathēmat-*), suffering + *-logia*.] Pathology, especially mental pathology.

pathet'ic [*G. pathētikos*, relating to the feelings.]. 1. Causing an emotion, especially of sympathy. 2. Noting the fourth cranial nerve, nervus patheticus, nervus trochlearis [BNA].

pathet'icus [*G. pathētikos*, sensitive, pathetic; called because of the expression produced by contraction of the superior oblique muscle, which the nerve supplies.] Nervus patheticus, nervus trochlearis [BNA].

path'etism [*G. pathētos*, subject to suffering.]. Mesmerism, hypnotism.

path'etist. A mesmerizer, a hypnotist.

path'finder. A filiform bougie for introduction through a narrow stricture and to serve as a guide for the passage of a larger sound or catheter.

pathic (path'ik) [*G. pathikos*, remaining passive.]. A sexual perversity, who assumes the passive role in an unnatural sexual act.

pathoamine (path'o-am-ēn). A ptomaine.

pathoanatomy (path'o-an-at'o-mi). Pathological anatomy.

path'obiol'ogy [*G. pathos*, suffering, + *biologia*.] Pathology.

path'ogen [*G. pathos*, suffering, + *gennao*, I produce.]. Any virus, microorganism, or other substance causing disease.

pathogen'esis, **pathogen'esy** [*G. pathos*, suffering + *genesis*, origin, production.]. The mode of origin or development of any disease or morbid process. *drug p.*, (1) the production of morbid symptoms by drugs; (2) in homeopathy, the record of all the symptoms observed in the proving of a drug on persons of all ages and both sexes, as well as of the effects of a poisonous dose of the same drug, or the toxicological reaction.

pathogenet'ic, **pathogen'ic** [*G. pathos*, suffering; disease, + *gennao*, I produce.]. Causing disease morbidly.

pathogenicity (path-o-jen-is'i-ty). The condition of being pathogenic or of causing disease.

pathogeny (pâ-thoj'en-t). Pathogenesis.

path'ognom'ic [*G. pathos*, suffering, + *gnomon*, index (of a sundial).] Characteristic or indicative of a disease, noting certain typical symptoms.

pathog'onomy [*G. pathos*, suffering, + *gnomon*, a sign.]. Diagnosis by means of a study of the typical symptoms of a disease, or of the subjective sensations of the patient.

pathognos'tic [G. *pathos*, suffering, + *gnōstikos*, good at knowing.] Pathognomic.

pathography [G. *pathos*, suffering, + *graphē*, a description.] A treatise on or description of disease: a treatise on pathology.

pathol'asia [G. *pathos*, suffering, disease, + *lasis*, choice, will.] Any impairment or abnormality of the will, especially hysteria.

pathological (path-o-loj'i-kal). Relating to pathology; morbid, diseased; due to disease.

pathol'ogist. One versed in pathology, one who makes a special study of the morbid changes associated with disease.

pathology [G. *pathos*, suffering, + *-logia*.] 1. The branch of medical science which deals with disease in all its relations, especially with its nature and the functional and material changes caused by it. 2. The sum of the morbid changes in any disease. **cell'ular p.**, the view of p. which regards the alterations in the cells as the essential factor in disease. **comparative p.**, the p. of diseases of the lower animals, especially in its relation to human p. **func'tional p.**, the consideration of the alterations in function dependent upon morbid changes in the tissues and organs of the body. **geograph'ical p.**, the study of disease in its relation to climate and to the various parts of the earth's surface. **hu'moral p.**, the view of p. which regards the changes in the fluids of the body, especially in the blood, as the essential factor in disease. **med'ical p.**, the p. of internal diseases, or those not remediable by surgical measures. **spec'al p.**, the p. of individual diseases or of the diseases of special organs or tissues. **sur'gical p.**, the p. of external diseases, or those remediable by surgical procedures. **veg'etable p.**, the p. of the diseases of plants.

ptomaine (path'o-mah-ēn). A ptomaine.

pathoma'nia [G. *pathos*, suffering, + *mania*, frenzy.]

Moral insanity, an irresistible impulse to wrong or immoral action.

pathomorphism (path-o-mor'fiz-m). Abnormal morphology.

pathon'o'mia, **pathon'omy** [G. *pathos*, suffering, + *nomos*, law.] The science of the laws of morbid changes.

pathopho'bia [G. *pathos*, suffering, + *phobos*, fear.] A morbid fear of disease.

pathophoric (path-o-for'ik) [G. *pathos*, suffering, disease, + *phoreō*, I carry.] Disease carrying, noting certain genera of mosquitos and other disease transmitting insects.

pathoformic (path-o-for'mik) [G. *pathos*, disease, + *L. formare*, to form.] Relating to the beginning of disease; noting especially certain symptoms occurring in the transition period between a normal and a diseased mental state.

pathophorous (path-of'or-us). Pathophoric.

pathopoesia, **pathopoesia** (path'o-pe-e'si-ah, path'o-poy-e'si-ah) [G. *pathos*, suffering, + *poiesis*, a making.] The causation or mode of production of disease, etiology.

pathopsychology (patho-o-si-kol-o-ji) [G. *pathos*, suffering, + *psychē*, mind, + *-logia*.] The science which has to do with deviations from the normal mental processes occurring in disease, but not as symptoms thereof.

patient (pa'shent) [L. *patiens*; *patis*, to suffer.] One who is suffering from or under treatment for any disease.

pat'ion [Fr. *patin*, a clog.] A support placed under one shoe to equalize the length of the two legs, when one is shorter than the other, or when one

is artificially lengthened by a brace or splint, as in the treatment of hip disease.

Patt'erson's corpuscles. Molluscum corpuscles.*

pat'ulous [L. *patulus*; *patere*, to lie open.] Patent, lying freely open.

Paul's sign [Constantin Charles Théodore *Paul*, French physician, 1833-1896.] A diffused area of forcible cardiac pulsations in cases of adherent pericardium.

Paullin'ia [after C. F. *Paullini*, German botanist, 1643-1712.] A genus of shrubs of tropical America, of the order *Sapindaceae*. **P. sor'billa**, the source of guarana

paulocardia (paw-lo-kar'di-ah) [G. *paula*, a pause, + *kardia*, heart.] 1. A sensation as of stoppage of the heart. 2. A condition in which the period of rest in the cardiac cycle is unduly prolonged.

pausimēnia (paw-zi-me'ni-ah) [G. *pausis*, a ceasing, + *mēn*, mouth.] Menopause.

Pauzat's disease' (po-zā') [Jean Eugène *Pausat*, French physician, contemporary.] Osteoplastic periostitis of the metatarsal bones.

pavement (pāv'ment) [L. *pavimentum*; *pavire*, to ram down.] Any structure resembling a pavement or a tiled floor. **p. epithe'lum**, tessellated epithelium, an arrangement of flattened epithelial cells with edges in close apposition forming a more or less extensive membrane-like structure.

pavil'ion [F. *pavillon*; L. *papilio*, butterfly, tent.] 1. The auricle or pinna of the ear. 2. Any flaring extremity of a canal or tube, as the flimbriated extremity of the oviduct. **p. of the pelvis**, the expanded portion of the pelvis formed by the flare of the ilia.

Pavil'ion Spring, Pennsylvania. Neutral waters, containing considerable carbonic acid gas. Used as a table water.

Pav'loff (or *Pavlov*) **meth'od** [J. P. *Pavloff*, St. Petersburg physiologist, contemporary.] A quantitative study of the modifications of the salivary reflex caused by psychic reactions. **P. stom'ach**, a section of the stomach of a dog, shut off from all communication with the main part of the organ connected with the outside by a fistula; employed in studies on the gastric secretions.

pa'vor [L.] Fear, terror. **p. noctur'nus**, night-terrors.

Pa'vy's disease' [Frederick William *Pavy*, English physician, 1829-1911.] Cyclic albuminuria. **P.'s reagent**, potassium hydrate and Rochelle salt, of each 20.4, copper sulphate, 4.158, ammonia (sp. gr. 0.880), 300, water, 1000; used in place of Fehling's solution for the quantitative estimation of sugar in the urine, 10 c.c. of the solution being decolorized by 5 mg. of sugar.

Pawlik's tri'angle or **tri'gone** (pahv'lik) [C. I. *Pawlik*, Prague surgeon, *1849.] An area on the anterior wall of the vagina corresponding exactly to the trigonum vesicae.

Pawlow's meth'od, **P.'s stom'ach**. See *Pavloff*.

paw'paw. Papaw, papaya.

Pax'ton's disease'. Tinea nodosa.

Payr's meth'od (pir) [Erwin *Payr*, German surgeon, *1871.] 1. Suture of arteries by means of absorbable magnesium cylinders; through the cylinder one end of the severed artery is passed and turned back over the edge like a cuff, the other end of the artery being drawn over this and tied to the cylinder. 2. Absorption of the fluid in hydrocephalus by the transplantation of loops of vessels to hang free in the ventricle.

P.B. Abbreviation of *Pharmacopæia Britannica*, British Pharmacopœia; in this work usually abbreviated further to Br.

Pb. Chemical symbol for *plumbum*, lead.

Pb(C₂H₃O₂)₂. Lead acetate, sugar of lead.

PbCO₃. Lead carbonate.

PbCrO₄. Lead chromate, chrome yellow.

PBE [Ger. *perlsucht bacillen-emulsion*.] A preparation similar to Koch's new tuberculin, made from a culture of bovine tubercle bacilli; recommended by Spengler.

PbI₂. Lead iodide.

Pb(NO₃)₂. Lead nitrate.

PbO. Lead monoxide, litharge.

PbO₂. Lead dioxide, plumbic anhydride.

PbS. Native sulphide of lead, galena.

PbSO₄. Lead sulphate.

p.-d. Abbreviation of prism-diopter

Pd. Chemical symbol for palladium

pearl'ash. Impure potassium carbonate.

pearl-disease', pearl-sick'ness [Ger. *perlsucht*.] Bovine tuberculosis.

peach-fever. A spasmodic coryza of the nature of hay-fever, excited by the down of a peach.

Péan's forc'eps (pa-on') [Jules Péan, Parisian surgeon 1830-1898.] A clamp for obtaining hemostasis by forcipressure. **P.'s meth'od**, morcellation* in the removal of a tumor of greater diameter than the passage through which it must be extracted. **P.'s posi'tion**, the position of the operator sitting on a high stool between the legs of the patient in performing an abdominal section.

pea'nut. Groundnut, goober; the fruit, resembling a nut, of *Arachis hypogæa*; its oil is sometimes used, like cotton-seed oil, as a substitute for olive oil.

pearl. 1. A concretion formed around a grain of sand or other foreign body within the shell of certain mollusks. 2. One of a number of small tough masses of mucus occurring in the sputum in asthma. 3. A small hollow sphere of thin glass containing amyl nitrite or other fluid for inhalation; the pearl is crushed in the handkerchief and its contents are inhaled. **epithe'lial p.**, a mass of concentric squamous epithelial cells, of hyaline appearance, occurring in carcinoma; epithelial nest. **gouty p.**, a concretion of sodium urate on the cartilage of the ear, occurring in the gouty.

pearl'-tumor. Cholesteatoma.

Pear'son's solu'tion [George Pearson, English physician, 1751-1828.] Liquor sodii arsenatis Pearson (N.F.), a solution of sodium arsenate, one-tenth the strength of the official liquor sodii arsenatis.

peat. Partly decomposed vegetable matter found in bogs and swampy places; it is employed sometimes, when thinned down by water, as a form of mud-bath.

pebbles (peb'lz). Lenses for eyeglasses cut from rock crystal.

pébrine (pa-brén') [Fr.] A microparasitic disease of silkworms.

pecc'ant [L. *peccans*; *peccare*, to sin.] Morbid, unhealthy, disease-producing. **p. humors**, in humoral pathology, the deranged fluids of the body acting as the materies morbi.

peciloblast, pœciloblast (pe'sil-o-blast) [G. *poikilos*, varied, changeful, + *blastos*, germ.] A nucleated red blood-corpuscle of irregular shape; written also *poikiloblast*.

pecilocyte, pœcilocyte (pe'sil-o-sit) [G. *poikilos*, varied, changeful, + *kytos*, cell.] A red blood-corpuscle of irregular shape; written also *poikilocyte*.

pecilocythæ'mia, pœcilocythæ'mia [G. *poikilos*, varied, + *kytos*, cell, + *haima*, blood.] Pecilocytosis.

pecilocytosis, pœcilocytois (pe'sil-o-si-t'is) 1. presence of pecilocytes in the peripheral blood. 2. pecilocythemia; written also *poikilocytosis*.

pecilon'ymy, pœcilon'ymy [G. *poikilos*, varied, + *onyma*, name.] The use of two or more terms to indicate the same thing.

pectiothermal, pectiother'mic, pœciliother'mic (pe'sil-o-thur'mal) [G. *poikilos*, varied, + *thermê*, heat.] 1. Varying in temperature according to the temperature of the surrounding medium, noting the so-called cold-blooded animals and the plants. 2. Capable of existing and growth in media of varying temperature. 3. Written also *pœciliothermal, poikiliothermic*.

pectiothermism, pœciliothermism (pe'sil-o-thur'mizm) [G. *poikilos*, various, + *thermê*, heat.] 1. Condition of plants and cold-blooded animals, the temperature of which varies with the change in the temperature of the surrounding medium.

Pecquet's cis'tern (pê-ka') [Jean Pecquet, French anatomist, 1622-1674.] Cisterna chyli. **P.'s duct**, ductus thoracicus. **P.'s res'ervoir, P.'s cis'tern**.

pec'ten [L. a comb.] 1. A structure with comb-like processes or projections. 2. The comb. **p. ossis pubis, p. pubis**, pectineal line of the pubis, the continuation on the pubis of the iliopectineal line. **p. scleræ**, the margin of the scleral opening through which the optic nerve enters.

pec'tic acid [G. *pektikos*, congealing.] An acid obtained in many small fruits upon which the property of making jelly depends.

pec'tin. Vegetable jelly, C₁₂H₂₂O₁₁ + 4H₂O body formed from certain fruits, and vegetable on boiling, which coagulates on cooling to form fruit jelly.

pectine'us. Musculus pectineus.

pec'tinate. Combed, comb-shaped. **p. fibra**, muscular fibers running transversely over the roof of the cardiac atria (auricles) from the tenia terminalis to the atrioventricular septum. **p. muscles**, muscoli pectinati. see under *musculus*.

pectineal (pek-tin'e-al). Relating to the comb or to any comb-like structure; ridged. **p. musculus**, musculus pectineus.

pectine'us. See under *musculus*.

pectin'iform [L. *pecten*, a comb, + *forma*, form.] Comb-shaped, pectinate.

pec'toral [L. *pectoralis*; *pectus*, breast-bone.] Relating to the chest. 2. A cough remedy, expectorant, bechic.

pectoral'gia [L. *pectus* (pector-), chest, + G. *algia*, pain.] Pain in the chest.

pectora'lis. See under *musculus*.

pectorilology (pek-to-ri'l'o-logy) [L. *pectus* (pector-), breast, + *logos*, to speak.] Transmission of the voice sound through the pulmonary structures so that it is audible on auscultation of the chest; it indicates either solidification of the pulmonary structures or the presence of a large cavity. **apho'nic p.**, Baccelli's sign, whispering p., the transmission of the whisper in the same way as that of the voice in ordinary pectorilology.

pectoroph'ony [L. *pectus* (pector-), chest, + *phônê*, voice.] Exaggerated vocal resonance in pectorilology.

pectose (pek'tôs). A substance in certain fruits and vegetables from which pectin is formed on boiling.

pectous (pek'tus). 1. Relating to or consisting of pectin or pectose. 2. Noting a firm coagulation condition sometimes assumed by a gel, which is permanent in that the substance cannot be made to reassume the gel form.

pec'tus, gen. *pec'toris*, pl. *pec'tora* [L.] The breast, the chest; especially the anterior wall, the human

p. carina'tum [L. *carina*, keel], pigeon-breast, chicken-breast; flattening of the chest on either side with forward projection of the sternum, like the keel of a boat.

pectunculus [L. a small scallop.] One of the striae running longitudinally along the walls of the aqueductus cerebri.

ped'al. Relating to the feet, or to any structure called *pes*. **p. bone**, the os pedis, or coffin bone of the horse. **p. system**, a system of cerebral ganglia and white fibers, including the caudatum, a portion of the lenticular association fibers of the cortex, and the pyramidal tract.

pedarthroace (ped-ar-throk'-as-ē) [G. *pais*(paid-), child, + *arthron*, joint, + *kakos*, bad.] Joint disease in children.

pedatro'phia, **pedat'rophy** [G. *pais*(paid-), child, + *atrophia*, atrophy.] Marasmus; tabes mesenterica; written also *padatrophia*.

ped'erast. A person given to pederasty.

pederasty (ped'er-as-ti) [G. *paiderastia*; *pais*(paid-), boy, + *eraō*, I long for.] Coitus per anum practiced on boys.

pedesis (pe-de'sis) [G. *pedēsis*, a leaping.] Brownian movements.

pedial'gia. Pedionalgia.

pediatric (pe-di-at'rik) [G. *pais*(paid-), child, + *iatrikos*, relating to medicine.] Relating to the study and treatment of disease in children.

pediatrica, **pædiatrics** [G. *pais*(paid-), child, + *iatria*, medical treatment.] The branch of medical science which treats of children in their hygienic and pathological relations; the specialty of the diseases of children.

ped'iatry. Pediatrics.

ped'ical [L. *pedicellus*, dim. of *pes*, foot.] 1. Pedicle, peduncle. 2. In botany, the stalk of each flower in an inflorescence.

ped'icellate, **ped'icellated.** Pedunculated, stalked.

ped'icle (ped'ī-kl) [L. *pediculus*, dim. of *pes*, foot.] 1. A stalk, pedicel, or peduncle, a constricted portion, or stem, forming the attachment of a non-sessile tumor. 2. The constricted portion of the arch of a vertebra, connecting the lamina on either side with the body.

pedic'terus, **pedic'terus** [G. *pais*(paid-), child, + *ikteros*, jaundice.] Icterus neonatorum.

pedic'ular. Relating to pediculi, or lice.

pedic'ulate. Pedunculate, pedicellate.

pedicula'tion [L. *pediculus*, louse.] Infestation with lice, lousiness.

pedic'ulin. Trade name of a preparation, said to be a mixture of chalk and naphthalin, for the destruction of head-lice.

pediculofrontal (pē-dīk'u-lo-frun'tal). Relating to the pedicles of the frontal convolutions, noting one of Pitres's* sections through the brain 2 cm. in front of the fissure of Rolando.

Pediculoides ventricos'us. A mite infesting the straw of mattresses and causing straw itch.

pedic'ulopari'etal. Relating to the pedicles of the frontal convolutions and the parietal region of the brain, noting one of Pitres's* sections through the brain 3 cm. behind the fissure of Rolando.

pediculopho'bia [L. *pediculus*, louse, + G. *phobos*, fear.] Phthiriophobia.

pedic'ulis. Phthiriasis, lousiness, the state of being infested with pediculi or lice. **p. capill'i**, **p. cap'itis**, the presence of lice in the hair of the head. **p. cor'poris**, vagabond's disease, the habitual presence of lice in the clothing. **p. inguin'a'lis**, **p. pu'bis**, the presence of crab lice in the hairs of the pubic region. **p. vestimen'ti**, **p. vestimen'to'rum**, **p. corporis**.

pedic'ulous. Infested with pediculi, lousy.

pedic'ulus, pl. **pedic'uli** [L.] A louse, an animal parasite infesting the hairy parts of the body, or the clothing; a member of the genus *Pediculus* or of the genus *Phthirus*.

Pedic'ulus [L.] A genus of lice, fam. *Pediculidæ*. **P. cap'itis**, the head louse, living in the scalp. **P. cor'poris**, **P. vestimenti**. **P. pu'bis**, *Phthirus inguinalis*, crab louse, living in the hairy parts about the genitals. **P. tabescen'tium**, parasite of the lousy disease, morbus pedicularis, or pediculosis corporis, the same as the following. **P. vestimen'ti**, the body louse, living in the clothing, for the most part, going on the body only to feed.

pedicure (ped'ī-kūr) [L. *pes*(ped-), foot, + *cura*, treatment.] A chiropodist.

pedilu'vium [L. *pes*(ped-), foot, + *luere*, to wash.] A foot-bath.

pediococ'us, **pediococ'ci** [G. *pedion*, plain, + *kokkos*, berry.] A group of bacteria embracing the cocci which divide in two planes, the new individuals remaining together to form sheets or merismopodia.

pedional'gia [G. *pedion*, sole of the foot, + *algos*, pain.] Pain in the sole of the foot.

pediopho'bia, **pædiopho'bia** [G. *paidion*, a little child, + *phobos*, fear.] Morbid fear aroused by the sight of a child or of a doll.

peditis (pē-di'(de')tis) [L. *pes*(ped-), foot, + G. *-itis*.] Inflammation of the coffin bone and laminae in the horse.

ped'obar'omacrom'eter [G. *pais*(paid-), child, + *baros*, weight, + *makros*, length, + *metron*, measure.] A form of scales for weighing a baby and at the same time measuring its length.

ped'obarom'eter [G. *pais*(paid-), child, + *baros*, weight, + *metron*, measure.] Scales for weighing a baby.

pedodynamometer (ped'o-di-nā-mom'e-tur) [L. *pes*(ped-), foot, + G. *dynamis*, force, + *metron*, measure.] An instrument for measuring the strength of the leg muscles.

pedog'amy [G. *pais*(paid-), child, + *gamos*, marriage.] Endogamy.

pedol'ogy, **pedol'ogy** [G. *pais*(paid-), child, + *-logia*.] The branch of biology and of sociology which deals with the child in his physical, mental, and social development.

pedom'eter, **pædom'eter** [G. *pais*(paid-), child, + *metron*, measure.] An instrument for taking anthropological measurements of children.

pedom'eter [L. *pes*(ped-), foot, + G. *metron*, measure.] Podometer.

pedonozology, **pædonozology** (ped'o-nō-sol'o-jī) [G. *pais*(paid-), child, + *nosos*, disease, + *-logia*.] The branch of medical science which has to do with the diseases of children—pediatrics.

pedophilia, **pedophilia** (ped-o-fil'i-ah) [G. *pais*, child, + *philos*, fond.] Fondness for children.

peduncle (pe'dung-kl) [L. *pedunculus*, dim. of *pes*, foot.] 1. A stalk or stem, pedicle or pedicel, forming the attachment of a non-sessile tumor.

2. A crus or brachium of the brain; see *pedunculus*. **callo'al p.**, pedunculus corporis callosi. **inferior cerebell'ar p.**, corpus testiforme [BNA]. **middle cerebell'ar p.**, brachium pontis [BNA]. **pin'al p.**, habenua [BNA]. **superior cerebell'ar p.**, brachium conjunctivum [BNA].

pedun'cular. Relating to a peduncle.

pedun'culate, **pedun'culated.** Pedicellate, stalked, having a peduncle, not sessile.

pedun'culus, pl. **pedun'culi** [L. dim. of *pes*, foot.] Peduncle. **p. cer'ebri** [BNA], cerebral peduncle, crus cerebri, a large white bundle emerging in

close relation with its fellow, from the upper part of the pons and passing outward and forward to enter the cerebrum. *p. corporis callosi*, peduncle of the corpus callosum, a term sometimes applied to the gyrus subcallosus because of its position immediately under the anterior part of the corpus callosum. *p. corporis mamillaris*, peduncle of the mammillary body, fasciculus* pedunculomammillaris. *p. corporis pinealis*, peduncle of the pineal body, habenula [BNA]. *p. flocculi*, the lateral expansion of the posterior medullary velum toward the flocculus of the cerebellum on either side. *p. thalami*, peduncle of the thalamus, one of several groups or strands of fibers streaming out from the thalamus to every part of the cortex; they are designated anterior, superior, posterior, and inferior peduncles, or the frontal, parietal, occipital, and ventral stalks of the thalamic radiation.

pee'nash. An East Indian term for a myiasis, or maggot-infestation of the nasal fossæ.

peg'nin [G. *pēgnyō*, I solidify.] A preparation of the milk-curdling enzyme of calf's rennet.

peinotherapy (pi-no-ther'ā-pī). Pinotherapy.

pelade (pē-lad') [Fr. *peler*, to remove the hair from a hide.] Alopecia areata.

pel'age [Fr.] The hairy covering of the body of man and the lower animals.

pelidno'ma [G. *pelidnos*, livid, + *-ōma*.] A circumscribed livid patch on the skin.

pello'ma. 1. Pelidnoma. 2. Peliosis.

pello'sis [G. *peliosis*, a livid spot, livor.] Purpura.

p. rheumat'ica, purpura rheumatica.

pellag'ra [It. *pelle*, skin, + *agro*, rough.] Erythema endemicum, Lombardy leprosy, elephantiasis italica, dermatagra, maidism, psychoneurosis maidica. An affection characterized by gastrointestinal disturbances, erythema followed by desquamation, and nervous and mental disorders. It is endemic in Spain and Italy and is not uncommon in parts of the United States; it was formerly believed to be an intoxication caused by eating diseased maize, but now believed by many to be a disease of protozoan causation. *p. sine p.*, *p.* without the characteristic erythema usually present.

pellagrazeine (pel-ā-gra'ze-ēn). A hypothetical ptomaine from diseased maize, suggested as the exciting cause of pellagra.

pellagrin (pel'ā-grin) [It. *pellagrino*.] One who suffers from pellagra.

pell'agrous. Relating to or suffering from pellagra.

pell'ant [L. *pellans*; *pellare*, to drive.] Causing the removal of "peccant humors"; depurative.

pell'et [Fr. *pelote*; L. *pila*, a ball.] A pilule, a granule, a minute pill. In homeopathy a granule of sugar of milk impregnated with a dilution of definite potency; adult dose, 10 pellets, children 3 to 5 pellets.

pelletierine tannas (pel-et-e-ri'ne tan'as). (U.S.) Pelletierine tannate, punice tannate, a mixture of the tannates of four alkaloids of pomegranate bark (see *pelletierine*); a brownish gray tasteless powder, used as a tenniacide in doses of gr. 3-8 (0.2-0.5); in large doses it paralyzes the peripheral nerve endings like curare.

pelletierine (pel-et'ēr-ēn) [after Bertrand *Pelletier*, a French chemist, 1761-1797.] Punice, a volatile liquid alkaloid, C₈H₁₁NO, one of four alkaloids from pomegranate bark (*pelletierine*, *iso*-, *methyl*-, and *pseudo-pelletierine*), a mixture of the tannates of all of which is the official (U.S.) pelletierine tannas. *p. sulphate*, a mixture of the sulphates of *p.* and isopelletierine; a brownish

syrupe liquid or crystalline masses used as a tenniacide in doses of gr. 4-6 (0.25-0.4);

pell'icle (pel'tī-kl) [L. *pellicula*, dim of *pelle*, skin. 1. Thin skin, cuticle. 2. A film or scum on the surface of a liquid; especially the scum on the surface of standing urine, epistasia.

pell'icular, **pell'iculous.** Relating to a *pellicle*. *pell'icular*, characterized by a scum. *p. enterica*, mucomembranous enteritis.

pell'itory. 1. Pyrethrum. 2. Parthenium; Parietaria.

pell'otine. An alkaloid from *Ashalonius melampyris*, a Mexican cactus; the hydrochloride is used as a hypnotic and in maniacal excitement; in dose of gr. 1/4-1 (0.03-0.06).

pellu'cid [L. *pellucidus*; *per*, through, + *lucere*, to shine.] Translucent. *p. septum*, septum translucentum, septum pellucidum [BNA]. *p. zona*, *p. pellucida*, the outer layer, so-called membrane of the ovum.

pel'ma [G.] The sole of the foot, planta.

pel'matic [G. *pelma*, sole.] Relating to the sole of the foot.

pel'mat'ogram [G. *pelma* (*pelmat*), sole of the foot, + *gramma*, a picture.] An imprint of the sole of the foot, made by resting the inked foot on a sheet of paper, or by pressing the greased foot on a plaster-of-Paris paste.

peloh'e'mia, **peloh'e'mia** [G. *pēlos*, the lees of wine, + *haima*, blood.] Inspissation of the blood, *pachymia*, *pachyhemia*, *pycnohemia*.

pelop'athy (pe-lop'ā-thī) [G. *pēlos*, mud, + *pathos*, suffering.] Pelotherapy.

pel'osine. An alkaloid from the root of *Cuscuta pelos pareira*, often substituted for *pareira*; it is supposed to be the same as *bebeerine*.

pel'other'apy [G. *pēlos*, mud, + *therapeia*, treatment.] Treatment of disease by means of mud baths.

pel'tate [L. *pelta*, a light shield.] Shield-shaped, noting a leaf with the stalk attached to some part of the surface away from the margin.

pelta'tion [L. *pelta*, a light shield.] 1. A *pelta*, attachment of the leaf to the stalk. 2. The prophylactic influence of inoculation with an antitoxic serum or with a vaccine.

pelviperitonitis (pel've-o-per-i-tō-ni'tis) Pelviperitonitis.

pel'vic. Relating to a pelvis. *p. blotches*, *p. spots*, *p. direction*, the curved line denoting the direction of the axis of the canal of the pelvis. *p. girdle*, see *girdle*. *p. spots*, fluoroscopic markings, oval shadows sometimes seen in the neighborhood of the inferior spine of the ilium and of the horizontal ramus of the pubis; what the shadows are that cast the shadows is undetermined.



PELVIGRAPH.

pelviclismometer (pel'vi-kli-zō-mē'ter) [L. *pelvis* + G. *klistis*, inclination, + *metron*, measure.] An instrument for measuring the degree of inclination of the pelvis.

pelvifixa'tion [L. *pelvis* + *fixus*, fixed; figur. in fix.] Surgical attachment of a floating pelvic organ to the wall of the cavity.

pel'vigraph [L. *pelvis* + G. *graphein*, to write.] An instrument whereby the contour and dimensions of the pelvis may be drawn to scale.

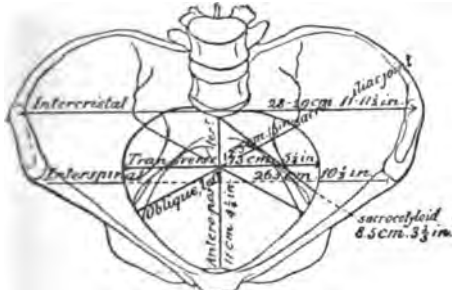
pelvim'eter [L. *pelvis* + G. *metron*, measure.] An instrument shaped like calipers for measuring the diameters of the pelvis.

pelvim'etry. Measurement of the diameters of the pelvis.

pelvioperitonitis (pel've-o-per-i-to-ni'(ne')tis). Pelvi-peritonitis.

pel'vioplasty [L. *pelvis* + G. *plassō*, I form.] Symphyseotomy or hebotomy for enlargement of the pelvic outlet.

pelvic'copy [L. *pelvis* + G. *skopō*, I examine.] Examination of the pelvis to determine its diameters or for any other purpose.



DIAMETERS OF THE FALSE PELVIS AND THE PELVIC BRIM.

pelviot'omy [L. *pelvis* + G. *tomē*, incision.] 1. Symphyseotomy or hebotomy. 2. An incision into the pelvis of the kidney for the removal of a calculus or for any other purpose.

pelvi-peritonitis (pel-vi-per-i-tō-ni'(ne')tis). Pelvic peritonitis.*

pelvis [L. basin.] 1. The massive cup-shaped ring of bone, with its ligaments, at the lower end of the trunk, formed of the innominate bone or os coxae (the pubic bone, ilium, and ischium) on either side and in front, and the fifth lumbar vertebra, sacrum, and coccyx posteriorly. 2. Any basin-like or cup-shaped cavity, as the pelvis of the kidney.



NÆGELE PELVIS.

assimila'tion p., one into the formation of which an assimilation sacrum* enters, the type being that of a slightly funnel-shaped p.

beaked p., rostrate p.

brim of the p., inlet of the p., superior strait, aperture pelvis superior; the narrow ring formed by the line of the promontory of the sacrum and the iliopectineal lines, separating the false from the true pelvis. **caoutchouc' p.**, a p. in a case of osteomalacia in which the bones are still soft.

cor'date p., cor'diform p., heart-shaped p., one with sacrum projecting forward between the ilia, giving to the brim a heart shape.

coxal'gic p., an obliquely contracted p. resulting from the uneven pressure of the two femora in a case of hip-disease in early life.

dwarf p., p. nana.

false p., the expanded portion of the pelvis above the brim, p. major.

flat p., p. plana.

funn'el-shaped p., one in which the pelvic outlet is contracted in the transverse or in both transverse and anteroposterior diameters.

hallisteret'ic p., a deformed p. due to softening of the bones through absorption of the lime salts.



OSTEOMALACIC PELVIS.

indiarubber p., caoutchouc p.

in'let of the p., brim of the p.

ju'venile p., a p. justo minor in which the bones are slender.

Kil'ian's p., p. spinosa.

kyphoscoliot'ic p., an unevenly contracted rachitic p. associated with rachitic kyphoscoliosis.

kyphot'ic p., a deformed p. associated with angular spinal curvature; the nature and degree of the deformity vary with the seat and extent of the kyphosis.

large p., p. major.

lordot'ic p., a deformed p. associated with lordosis.

malaco'teon p., an osteomalacic or rachitic p.

mar'sculine p., (1) a p. justo minor in which the bones are large and heavy; (2) a slight degree of funnel-shaped p. in the woman, in which the shape approximates that of the male p.



ROBERT'S TRANSVERSELY CONTRACTED PELVIS.

Næ'gele p., an obliquely contracted, or unilateral synostotic, pelvis, marked by arrest of development of one lateral half of the sacrum, usually ankylosis of the sacroiliac joint on that side, rotation of the sacrum toward the same side and deviation of the symphysis pubis to the opposite side.

osteomala'cic p., a variously deformed and con-

tracted p. resulting from the bending of the softened bones in osteomalacia.

outlet of the p., inferior strait, apertura pelvis inferior; bounded by the tip of the coccyx, the ischia and ischiopubic rami, and the lower edge of the symphysis pubis.

p. *aequaliter justo major*, p. *justo major*.

p. *aequaliter justo minor*, p. *justo minor*.

p. *false*, false p., p. *major*.

p. *justo major*, one in which all the diameters are equally enlarged.

p. *justo minor*, one of female type, but with all its diameters smaller than normal.

p. *major* [BNA], large p., false p., the flaring portion of the pelvis above the iliopectineal line.

p. *minor* [BNA], small p., true p., the narrow portion of the p. below the iliopectineal line.



SCOLIOTIC PELVIS.

p. *na'na*, dwarf p., a very small p., in which the several bones are united by cartilage as in the infant.

p. *obtect'a*, a form of kyphotic p. in which the angular curvature is low down and extreme so that the spinal column projects horizontally across the inlet of the pelvis.

p. of the gall-bladder, Hartmann's pouch.

p. *plana*, flat p., one in which the anteroposterior diameter is uniformly contracted, the sacrum being dislocated forward between the iliac bones.

p. *spino'sa*, Kilian's p., a form of rachitic pelvis in which the crest of the pubes is sharp and the insertions of the psoas minor muscle are ossified, forming spiny projections.

p. *triradia'ta*, an osteomalacic p. in which both the acetabula and the promontory encroach markedly upon the canal.

p. *vera*, true p., p. *minor*.

Prague p., spondylolisthetic p.

pseud'o-osteomala'cic p., an extreme degree of rachitic p. in which the pelvic canal is obstructed by a forward projection of the sacrum, and an approximation of the acetabula.

rachit'ic p., a contracted and deformed p., most commonly a flat p., occurring from rachitic softening of the bones in early life.

ren'iform p., a modified cordate p., with a long transverse diameter, giving the brim a kidney shape.

Robert's p., one which is narrowed transversely in consequence of the almost entire absence of the ala of the sacrum.

Rokitan'sky's p., spondylolisthetic p.

ros'trate p., beaked p., a p. with an elongated and narrow outlet.

rubber p., caoutchouc p.

scolio'ic p., a deformed p. associated with lateral curvature of the spine.

small p., p. *minor*.

split p., one in which the symphysis pubis is absent, the pelvic bones being separated by quite an interval; it is usually associated with exstrophy of the bladder.

spon'dylolisthet'ic p., Prague p., Rokitsansky's p. one whose brim is more or less occluded by a distortion forward of the body of the lower lumbar vertebrae.

true p., the narrow portion of the pelvis below the brim, p. *minor*.

pelvis'a/cral. Relating to both the pelvis, craniale bones, and the sacrum.

pelvis'ter'num. The cartilage of the symphysis pubis, the analogue in the pelvic girdle of the sternum in the shoulder girdle.

pel'vitherm [L. *pelvis* + G. *thermos*, heat.] An instrument for applying heat to the pelvic organ; it consists of a hollow metallic rod with bulbous extremity containing a mass of asbestos powder which is heated by the passage of an electric current.

pelvi'tomy. Pelviotomy.

pelviureterography (pel-vi-u-re-ter-og'ra-fi) Pyelography, radiography of the ureter and renal pelvis after the injection of collargol, argyrol, or any similar substance.

pelvos'copy. Pelvioscopy.

pelycal'gia [G. *pelyx* (pelyk-), basin (pelvis), -ei, pain.] Pelvic pain.

pelvycochirometres'is (pel'ti-ko-ki-ro-me-tre'sis) *pelys*, pelvis, + *cheir*, hand, + *metres'is*, a measuring.] Manual pelvimetry, estimation of the length of the diameters of the pelvis by the spread of the fingers in the vagina.

pelvycology (pel'ti-kol'o-ji) [G. *pelyx* (pelyk-), basin (pelvis), + *-logia*.] The study of the pelvis and its relations, especially the female pelvis in relation to pregnancy and childbirth.

pelvymetry (pel'ti-kom'e-tri) [G. *pelvis*, basin (pelvis), + *metron*, measure.] Pelvimetry, measurement of the pelvic diameters.

pem'phigoid [G. *eidos*, resemblance.] Resembling pemphigus.

pem'phigus [G. *pemphix*, a blister.] An affection of the skin characterized by the production of bullae. p. *acutus*, acute p., a form of p. *rosea*, an acute, usually febrile course, frequently terminating fatally. p. *chlorot'icus*, p. *vagans*, p. *chron'icus*, p. *vulgaris*. p. *circina'ta*, dermatitis herpetiformis. p. *contagio'sus*, (1) a disease endemic in the Philippines and neighboring countries, marked by a vesicular eruption on the axillae and on the contiguous surfaces of the thighs; it is apparently a purely local affection, constitutional disturbances being absent; (2) p. *neonatorum*. p. *croupo'sus*, the formation of a false membrane on the raw surface left after rupture of the bullae of pemphigus. p. *diphtherit'ica*, crouposus. p. *epidem'icus*, p. *contagiosus*, p. *febril'is*, p. *acutus*. p. *folia'ceus* [L. *foli*], a form of p. in which the lesions persist and recur, leaving denuded surfaces exuding a seropurulent fluid which dries on the surface; nearly the entire body may finally become involved and the buccal mucous membrane is often affected as well; it causes death from exhaustion. p. *hemorrhag'icus*, p. in which there is more or less exudation of blood with the serum of the bullae. p. *hyster'icus*, an eruption of bullae occurring as a hysterical manifestation. p. *lepro'sus*, an eruption of bullae, occurring sometimes in the course of anesthetic leprosy. p. *neonatorum*, an eruption of bullae with serous or purulent content affecting young infants. p. *neuro'ticus*, an eruption of bullae, due to a trophic nerve lesion, occurring in the course of a number of organic nervous affections. p. *prurigin'o'sus*, p. *seccum'pan'is*, great itching. p. *syphilit'icus*, a bullous eruption occurring in congenital syphilis. p. *vagans*

a chronic p. in which the bullæ persist and rupture, papillomatous vegetations springing from the denuded surfaces. **p. virginum**, a form of acute p. occurring in chlorotic girls. **p. vulgaris**, p. chronicus, an eruption of bullæ without evident cause; the lesion has no red areola, and is at first filled with clear serum which later becomes purulent; there may be slight burning or itching, but the subjective symptoms are usually not marked.

pen'cil [L. *penicillum*, a paint-brush.] 1. A roll of lint or other material in the form of a cylinder. 2. A stick of lunar caustic pointed like a pencil. 3. All the rays of light focussed at a given point.

pen'de'h or Pen'j'de'h sore [*Penjdeh*, a town in Russian Turkestan.] Oriental boil.*

pen'dular. Relating to or moving like a pendulum.

p. move'ment, a to-and-fro movement of the intestine, without any propelling or peristaltic action, whereby the contents are churned and thoroughly mixed with the intestinal ferments.

pen'dulous [L. *pendulus*; *pendere*, to hang.] Hanging freely or loosely. **p. palate**, velum pendulum palati.

pen'dulum-rhythm. A changed rhythm of the heart sounds, in which the two (diastolic and systolic) are alike in pitch and duration, like the click of a swinging pendulum.

pen'e'trate [L. *penetratus*; *penetrare*, to enter.] To pierce, to pass into the deeper tissues or into a cavity.

pen'e'tra'tion. 1. Piercing, entering. 2. Mental acumen. 3. The power of the objective of a microscope of giving a moderately clear image at some distance on either side of its exact focus.

penetrom'e'ter [G. *metron*, measure.] A device for measuring the penetrating power of the x-rays from any given tube.

pen'ghawar djam'bi. Cibotium, the light hairs from *Cibotium djambianum*, an East Indian tree-fern, employed as a mechanical styptic in wounds.

pen'ial. Relating to the penis, penile.

Penicill'i'um [L. *penicillus*, paint-brush.] A genus of moulds or saprophytic fungi. **P. glaucum**, the common mildew.

penicil'lus, pl. *penicilli* [L. a painter's brush.] One of the tufts formed by the repeated subdivision of the minute arterial twigs in the spleen.

pen'ile (pe'n'il). Penial, relating to the penis.

pen'is [L.] The organ of copulation in the male; it is formed of three columns of erectile tissue, two arranged laterally on the dorsum (*corpora cavernosa penis*) and the third mesially below (*corpus cavernosum urethrae* [BNA], or *corpus spongiosum*); the urethra traverses the latter; the extremity (*glans penis*) is formed by an expansion of the corpus spongiosum, and is more or less completely covered by a free fold of skin (*preputium*). **clubbed p.**, a deformity of the p. when erect, consisting in a more or less marked curve to one or the other side or toward the scrotum. **p. bone**, see *bone*. **p. capt'vus**, a rare accident during coitus, in which the penis is firmly held by spasmodic contraction of the vaginal and perineal musculature, preventing its withdrawal. **p. cer'e'br'i**, pineal body. **p. fem'in'e'us**, p. muliebris. **p. luna'tus**, chordee. **p. mulie'bris**, clitoris. **p. palma'tus**, webbed p., a more or less completely enclosed by the scrotum.

priapism. failure of erection, cauloplegia. hemorrhage, caulorrhagia, urethrorrhagia, phallorrhagia. inflammation, priapitis, phallitis, penitis; posthitis (prepuce); balanitis (glans); balanoposthitis (glans and prepuce); cavernitis (corpora cavernosa), urethritis. **large**, macrophallus, megalopenis. **narrow prepuce**, phimosis; paraphimosis (retracted). **pain**, phallalgia, phallosodynia; posthagia (prepuce); urethralgia, urethrodynia. **plastic surgery**, phalloplasty; posthioplasty (prepuce); balanoplasty (glans). **removal of prepuce**, circumcision, peritomy, posthectomy, posthietomy, retraction, phallocrypsis. **small size**, microcaulia, microphallus. **swelling**, phallonecus.

penis'chisis (pe-nis'ki-sis) [L. *penis*, + G. *schisis*, fissure.] A fissure of the penis resulting in an abnormal opening into the urethra, either above (*epispadia*), below (*hypospadia*), or to one side (*paraspadia*).

penitis (pe-ni'(ne)'tis) [L. *penis* + G. *-itis*.] Inflammation of the penis, phallitis, priapitis.

pen'inate [L. *penna*, feather.] Penniform, feathered, resembling a feather. **p. muscle**, a muscle with a central or lateral tendon toward which the fibers run like the barbs of a feather toward its shaft; when the fibers run to one side of a tendon only, the muscle is called *unipennate*, when they converge to both sides of a central tendon, they are called *bipennate*.

penn'i'form [L. *penna*, feather, + *forma*, form.] Shaped like a feather, pennate.

pennyroy'al. *Mentha pulegium*.

penn'yweight. A troy weight of $\frac{1}{16}$ ounce, or 24 grains.

penology, pœnology (pe-nol'o-j'i) [G. *poînê*, penalty, + *-logia*.] The science which relates to correction or punishment for crime.

pentab'asic [G. *pentê*, five, + *basis*, base.] Noting an acid having five replaceable hydrogen atoms.

pen'tad [G. *pentas*, the number five.] 1. A collection of five things in some way related. 2. In chemistry, a quinquivalent element.

pentadac'tyl, **pentadac'tyle** (pen-tah-dak'til) [G. *pentê*, five, + *daktylos*, finger.] Having five fingers or toes on each hand or foot.

pentaglu'cose. Pentose.

pen'tal. Trimethylethylene, a pure form of amylene; a colorless, volatile liquid, with an odor of mustard; used as a general anesthetic, especially in dentistry.

pentameth'ylen'di'amine. Cadaverine.

pen'tane. Amyl-hydride, C_5H_{12} , a liquid hydrocarbon possessing anesthetic properties.

Pentas'toma [G. *pentê*, five, + *stoma*, mouth.] A genus of arthropods, usually now called *Linguatula*. **P. denticula'tum**, *Poroccephalus denticulatus*, the larva of *Linguatula rhinaria*, sometimes parasitic in the nose. **P. teniol'des**, *Linguatula rhinaria*.

Pentastom'ida. A group of parasitic worm-like animals, only occasionally found in man. It includes two genera *Linguatula* and *Poroccephalus*, both of which are sometimes called *Pentastoma*.

pentatom'ic [G. *pentê*, five, + *atomos*, atom.] Noting a chemical element, five atoms of which occur in the molecule; noting a chemical compound having five replaceable hydrogen atoms.

pentav'alent [G. *pentê*, five, + L. *valere*, to have power.] Quinquevalent.

pen'tene. Amylene.

pen'tose [G. *pentê*, five.] A monosaccharid containing five carbon atoms in the molecule ($C_5H_{10}O_5$); arabinose, obtained by boiling gum arabic or the gum of the plum or cherry tree with sulphuric acid, is one of the best known pentoses.

pentosur'ia. The presence of pentose in the urine.

abnormal urethral opening, penischisis; epispadia (above), hypospadia (below), paraspadia (side). **adhesion to scrotum**, synoscheos. **amputation**, peotomy. **cancer**, phallocarcinoma. **curvature**, phallosodynia. **chordee**, penis lunatus. **discharge**, urethrorrhœa, caulorrhœa, phalloorrhœa, blennorrhœa, phalloblennorrhœa, gonorrhœa, gleet. **erection**,

pentoxide [G. *pen*te, five.] An oxide containing five oxygen atoms.

Penzoldt's test (pen'tsôlt) [Franz *Penzoldt*, German physician, *1849.] (1) For acetone: a saturated solution of orthonitrobenzaldehyde with caustic soda is added to the urine, which turns yellow and then green if acetone is present. (2) For glucose: a solution of diazobenzosulphonic acid with caustic potassa is added to the urine and shaken; a red color appears if sugar is present.

peotillomania (pē'o-til-o-ma'nī-ah) [G. *peos*, penis, + *tillomai*, I pull myself, + *mania*, frenzy.] False masturbation, pseudo-masturbation; a nervous tic consisting in constant pulling of the penis.

peotomy (pe-ot'o-mī) [G. *peos*, penis, + *tomē*, cutting.] Amputation of the penis.

pe'po (U.S.). Pumpkin seed, the dried seed of *Cucurbita pepo*, pumpkin; a tenniacide in doses of 3 i-2 (30.0-60.0).

pepp'er [L. *piper*.] Piper. black p., piper nigrum. red p., capsicum. white p., piper album, p. made by grinding bleached black pepper grains or by removing their enveloping membrane, or sarcocarp, before grinding.

pepp'ermint. *Mentha piperita*.

pep'sic. Peptic.

pep'sin [G. *pepsis*, digestion.] A digestive ferment or enzyme (protease) of the gastric juice which converts proteins into peptones and proteoses, pepsinum.* **sac'charated p.**, prepared by triturating pepsin 1, with sugar of milk 9, was official in the U.S.P. 1890; dose 3 1/2-2 (2.0-8.0).

pep'sinate. To mix pepsin with.

pepsinif'erous [*pepsin* + L. *ferre*, to bear.] Producing pepsin.

pepsin'ogen. An enzyme in the peptic cells of the stomach, which is converted into pepsin.

pepsinogenous (pep-sin-oj'en-us) [*pepsin* + G. *gennad*, I produce.] Producing pepsin.

pepsinum (pep-se'(si')num) [G. *pepsis*, digestion.] (U.S., Br.) A proteolytic enzyme contained in the gastric juice; it hydrolyzes protein in an acid medium, differing in this respect from trypsin which acts best in a slightly alkaline medium. Pepsin, extracted from the hog's stomach, is employed in indigestion of protein, in doses of gr. 5-20 (0.3-1.3). **p. aromat'icum** (N.F.), aromatic pepsin; a mixture of pepsin, 10 per cent., with sodium chloride, tartaric acid, and sugar of milk; dose 3 1/2 (2.0).

pepsin-u'rit. A measure of the pepsin content of the gastric juice; one hundred units in 1 c.c. of a 1 per cent. dilution of the gastric contents, obtained after an Ewald test breakfast, when added to 2 c.c. of a 1 per cent. solution of ricin will cause the latter to become clear.

pep'tic. Relating to digestion or to pepsin. **p. cells**, chief or central cells, columnar or polyhedral cells of the gastric glands, producing pepsin; distinguished from *oxyntic cells*.

pep'tid. A secondary protein derivative, defined by the American Committee on Protein Nomenclature as a "definitely characterized combination of two or more amino-acids, the carboxyl group of one being united with the amino group of the other, with the elimination of a molecule of water."

peptidolytic (pep-tid-o-lit'ik) [*peptid* + G. *lytikos*, solvent.] Causing the cleavage or digestion of peptides.

peptobromelgon (pep-to-brōm'i-gon). Trade name of a protein compound of bromine, recommended as a substitute for the bromides.

peptocrinine (pep-to-krin'ēn). An extract of u-intestinal mucosa resembling secretin.

peptogas'ter [G. *peptō*, I digest, + *gaster*, lat.] The digestive tract, including the gastric and urinary tracts.

peptogen'ic, **peptogenous** (pep-toj'en-us) [*peptō* + G. *gennad*, I produce.] Producing pepsin, promoting digestion.

peptolodolgon (pep-to-i'ōd-i-gon) Trade name of a compound of iodine and protein, recommended as a substitute for iodoform.

peptol'yals [*peptone* + G. *lysis*, solution.] The hydrolysis of peptones.

peptomangan. Trade name of a tonic preparation said to contain manganese and iron with pepsin.

peptone (pep'tōn) [G. *pepton*, digesting.] A secondary protein derivative formed during the process of digestion, the result of the action of the gastric and pancreatic juices upon native protein. It is soluble in water, the solution being deflected and not coagulable by heat. **Dunham's p. solution**, a culture medium made by dissolving 10 gm. powdered peptone and 5 gm. table salt in 1000 c.c. water. **silk p.** **Hoechst**, a preparation of p. derived from silk, employed for the detection of peptolytic ferments which induce changes in its optical activity or the precipitation of tyrosine.

peptone'mia, **peptonæ'mia** [*peptone* + G. *haima*, blood.] The presence of peptone in the blood.

pep'tonize. To convert native protein into peptone.

pep'tonoid [*peptone* + *eidos*, resemblance.] A substance supposed to resemble peptone.

pep'tonoids. Trade name of a predigested food.

pepton'ic. Relating to or containing peptone.

peptonu'ria [*peptone* + G. *ouron*, urine.] The excretion of peptone in the urine.

peptotoxin (pep'to-toks'in). 1. A toxic substance obtained by Bezredka by the action of alkalis on a sterile culture medium containing peptone. 2. A poisonous product formed at a certain stage in the digestion of protein and disappearing at a later stage.

pep'toxyme. A substance, supposed to be derived from certain tissues used in the preparation of peptone, which has the property of preventing the coagulation of the blood.

per- [L. through.] A prefix denoting through, carrying an idea of intensity (*super*), or denoting, in chemistry, the highest of a series.

peraceph'alus [L. *per*, through, + *acephalus*, In teratology, an acephalus with thoracic defects and absence of anus.

peracetate (pur-as'e-tāt). That one of a series of salts of acetic acid and a base which contains the greatest proportion of the former.

peracid'ity. Hyperacidity.

peracute'. Exceedingly acute, hyperacute, superacute.

per anum [L.] By or through the anus.

perarticulation [L. *per*, through, + *articulatio*, joint.] Diarthrosis.

peratodynia (per-at-o-din'i-ah) [G. *peratos*, the opposite side, + *odynē*, pain.] Heartburn, cardialgia.

perboric acid (pur-bo'rik as'id). Pyroboric acid.

per'cept [L. *perceptum*, a thing perceived.] The thing perceived; the complete mental image formed by the process of perception, of an object present in space.

perception (pur-sep'shun). The mental process by which the nature of an object is recognized through the association of a memory of its other qualities with the special sense, sight, taste, etc., bringing it at the time to consciousness.

percep'tive. Relating to or having the power of perception.

perceptiv'ity. The power of perception.

percepto'rium. Sensorium.

perchlor'ic acid. An oxyacid of chlorine, HClO_4 , the highest in oxygen content of the series.

perchloride (pur-klo'rid, or rid). A chloride containing the highest possible amount of chlorine.

per'colate [L. *per*, through, + *colare*, to filter.] 1. To strain or filter. 2. To seep or pass through a porous substance. 3. The fluid which has been percolated or filtered.

percola'tion. 1. Filtration. 2. Extraction of the soluble portion of a drug by passing a solvent liquid through it.

per'colator. A funnel-shaped vessel used for the process of percolation in pharmacy.

per contiguum (pur-kon-tig'u-um). In contiguity, touching; noting the mode of spread of an inflammation or other morbid process which passes into an adjacent contiguous structure.

per continuum (pur-kon-tin'u-um). In continuity, continuous; noting the mode of spread of an inflammation or other morbid process from one part to another through continuous tissue.

percuss' [L. *percussere*, to strike.] 1. To tap with the finger or a hammer-like instrument (plessor) on a part of the body with a view to determine, by means of the sound elicited, the degree of density of the parts beneath. 2. To make a succession of taps on a part of the body, as a therapeutic measure.

percussion (per-kush'un). 1. A diagnostic procedure designed to determine the density of a part by means of tapping the surface with the finger or a plessor. 2. A form of massage, consisting of repeated blows or taps of varying force. **anecul'tatory p.**, auscultation of the chest or other part at the same time that percussion is made. **finger p.**, p. in which a finger of one hand is used as a plessimeter and one of the other hand as a plessor. **imme'diate p.**, the striking of the part under examination directly with the finger or a plessor, without the intervention of another finger or a plessimeter. **me'diate p.**, p. effected by the intervention of a finger or a thin plate of ivory or other substance (*plessimeter*) between the striking finger or hammer and the part percussed. **pal'patory p.**, finger p. in which the attention is fixed upon the resistance of the tissues under the finger as well as upon the sound elicited. **thresh-old p.**, p. effected by means of a glass rod as a plessimeter, the rod being inclined to the wall of the chest or abdomen and touching it only by one extremity.

percuss'opunc'tator. A disc studded with short needles which are driven into the tissues with a sharp blow, used for multiple acupuncture.

percuss'or. A hammer used for making percussion; a plessor.

percuta'neous. Through the skin, noting a method of medicating by inunction and friction. **p. reac'tion**, the reaction obtained in positive cases in Moro's* test.

peret'rine (per-a'e-rën). An alkaloid with antiperiodic properties derived from the bark of *Geissospermum vellozoi*, a tree of Brazil; dose, gr. 10 (0.6).

perencephaly (për-en-sel'ä-l) [G. *përa*, a wallet, + *enkephalos*, brain.] The occurrence of cysts in the brain.

perennial (pur-en't-al) [L. *perennis*; *per*, through, + *annus*, year.] Lasting several years; noting, in botany, a plant which does not die down at the

end of each season or each two seasons. **p. el'e-ments** of Bizzozero, cells which multiply by mitosis only during early embryonic life.

Perez bacill'us (pa'räs) [*Perez*, Buenos Aires physician, contemporary.] The supposed pathogenic organism of ozena, *Coccobacillus fatidus nasi*.

Perez's sign (pa'räth) [Jorje *Perez*, Spanish physician, contemporary.] The production of râles audible over the upper part of the chest when the arms are alternately raised and lowered; some are of intraarticular origin, some subscapular, some intrathoracic either pulmonary or pleural.

Perez'ia. A genus of trees in the southwestern United States, Mexico, and Central America, the rhizomes of the different species of which contain a yellow, bitter, cathartic principle, pipitzaholic acid or perezon.*

per'ezon. A yellow principle, pipitzaholic acid, vegetable gold, $\text{C}_{11}\text{H}_{11}\text{O}_5$, derived from the roots of several species of *Perezia*; a drastic cathartic in doses of gr. 4-8 (0.25-0.5).

perfora'tion [L. *perflare*, to blow through.] Blowing air into or through a cavity or canal in order to force apart its walls or to expel any contained pus or other material.

perfo'late [L. *per*, through, + *folium*, leaf.] In botany, noting a plant the leaves of which seem to be perforated by the stems.

per'forans [L. *perforare*, to perforate.] A term applied to several muscles and nerves which, in their course, perforate other structures; noting especially musculus flexor digitorum longus, musculus flexor digitorum profundus, and nervus musculocutaneus.

per'forated. Pierced with one or more holes.

perforator (pur'for-a-tor). An instrument for perforation of the head in craniotomy.

perforato'rium. A pointed process on the head of a spermatozoon.

perfora'tus [L. *perforare*, to perforate.] A term applied to the muscles whose tendons are pierced by the perforans muscles; these are musculus flexor digitorum brevis, and flexor digitorum sublimis.

perfrica'tion [L. *perfricare*, to rub all over.] Thorough rubbing.

perfu'sion [L. *perfusus*; *perfundere*, to pour all over.] A pouring into or through. **p. cann'ula**, a two-way cannula by means of which a liquid can be injected into a cavity through one tube and flow out through the other tube.

pergenol (pur'jen-ol) Commercial name of a preparation of hydrogen peroxide.

perhy'drase milk. Milk treated by the addition of peroxide of hydrogen.

perhy'drol. The commercial name for a preparation of hydrogen peroxide.

peri- [G. around.] A prefix carrying the idea of around, about.

periacinal, periacinous (per-i-as'in-al(us)) [G. *peri*, around, + L. *acinus*.] Surrounding an acinus.

periadentitis (per-i-ad-e-ni'(ne')tis) [G. *peri*, around, + *adën*, gland, + *-itis*.] Inflammation of the tissues surrounding a gland.

periadventitial (per-i-ad-ven-tish'-al) [G. *peri*, around, + L. *adventitia*.] Surrounding the adventitia, or outer coat of an artery.

periallenitis (për-i-a-ll-en-i'(e')tis) [G. *peri*, around, + L. *alienus*, foreign, + G. *-itis*.] Perixenitis.

periamyg'dalitis (per-i-am-ig-dal-i'(e')tis) [G. *peri*, around, + *amygdalë*, almond (tonsil), + *-itis*.] Inflammation of the connective tissue in front of and above the tonsil; peritonsillitis.

perianal (për-i-a'nal) [G. *peri*, around, + L. *anus*.] Circumanal, periproctic.

periangiocholitis (pěr-l-an'ji-o-ko-li'(le')tis) [G. *peri*, around, + *angeion*, vessel, + *cholē*, bile, + *-itis*.] Inflammation of the tissues surrounding the bile-ducts.

periangitis (pěr-l-an-ji'(je')tis) [G. *peri*, around, + *angeion*, a vessel, + *-itis*.] Inflammation of the adventitia of a blood-vessel or of the tissues surrounding it or a lymphatic vessel; including periarthritis, periphlebitis, and perilymphangitis.

perianth [G. *peri*, around, + *anthos*, flower.] A floral envelope, especially one in which the calyx and corolla are indistinguishable.

periaortitis (pěr-l-a-or-ti'(te')tis) [G. *peri*, around, + *aortē*, aorta, + *-itis*.] Inflammation of the adventitia of the aorta and of the tissues surrounding it.

periappendicitis (pěr'l-ā-pen-di-si'(se')tis) [G. *peri*, around, + L. *appendix* + G. *-itis*.] Inflammation of the tissues surrounding the appendix vermiformis; perityphlitis. **p. decidua'lis**, the presence of decidual cells in the peritoneum of the appendix vermiformis in cases of right tubal pregnancy with adhesions between the Fallopian tube and the appendix.

periappendic'ular [G. *peri*, around, + L. *appendicula*, dim. of *appendix*.] Surrounding an appendix, especially the appendix vermiformis.

per'lap't [G. *per'lap'tos*, hung upon.] An amulet or charm against disease.

periar'terial [G. *peri*, around, + *artēria*, artery.] Surrounding an artery.

periarthritis (pěr-l-ar-ter-i'(e')tis) [G. *peri*, around, + *artēria*, artery, + *-itis*.] Inflammation of the outer coat, or adventitia, of an artery. **p. nodo'sa**, a multiple circumscribed inflammation of the outer coat of an artery, resulting in the formation of numerous nodules along its course.

periarthritis (pěr-l-ar-thri'(thre')tis) [G. *peri*, around, + *arthron*, joint, + *-itis*.] Inflammation of the parts surrounding a joint.

periarth'ic'ular [G. *peri*, around, + L. *articulus*, joint.] Periarthric, surrounding a joint.

periar'thric [G. *peri*, around, + *arthron*, joint.] Surrounding a joint; periarthric.

peria'trial [G. *peri*, around, + *atrium*.] Surrounding the atrium, or auricle, of the heart.

periauric'ular. 1. Periaurial. 2. Periconchal.

periax'ial [G. *peri*, around, + *axis*.] Surrounding an axis.

periax'illary [G. *peri*, around, + L. *axilla*.] Circum-axillary, about the axilla.

periax'on'al [G. *peri*, around, + *axōn*, axis.] Surrounding the axis-cylinder of a nerve.

per'iblast [G. *peri*, around, + *blastos*, germ.] Periplast.

periblep'sis [G. a looking about.] The wild stare of a delirious person.

peribronchial (pěr-l-brong'ki-al) [G. *peri*, around, + *bronchos*, bronchus.] Surrounding a bronchus or the bronchial tubes.

peribronchiolar (pěr-l-brong'ki-o-lar) [G. *peri*, around, + L. *bronchiolus*.] Surrounding the capillary bronchial tubes.

peribronchiolitis (pěr-l-brong'ki-o-li'(le')tis). Inflammation of the tissues surrounding the capillary bronchial tubes.

peribronchitis (pěr-l-brong'ki'(ke')tis) [G. *peri*, around, + *bronchos*, bronchus, + *-itis*.] Inflammation of the tissues surrounding the bronchi or bronchial tubes.

peribul'bar [G. *peri*, around, + L. *bulbus*, bulb.] Surrounding any bulb, especially the eyeball or the bulb of the urethra.

peribur'sal [G. *peri*, around, + L. *bursa*, purse.] Surrounding a bursa.

pericē'cal. Pericecal.

pericanalic'ular [G. *peri*, around.] Surrounding a canaliculus.

pericardectomy (per-l-kar-dek'to-mī). Pericardectomy.

pericar'diac, **pericar'dial** [G. *peri*, around, + *hērtē*, heart.] 1. Surrounding the heart. 2. Relating to the pericardium.

pericar'dicente'sis, **pericar'diocyte'sis** [pericardium + G. *kentēsis*, puncture.] Surgical puncture of the pericardium.

pericardiotomy (per-l-kar-di-ek'to-mī) [pericardium + G. *ektomē*, excision.] Excision of a portion of the pericardium.

pericar'diophren'ic [pericardium + G. *phrēn*, diaphragm.] Relating to the pericardium and the diaphragm.

pericardior'haphy [pericardium + G. *rhaphē*, suture.] Suture of a wound of the pericardium.

pericardiot'omy [pericardium + G. *tomē*, incision.] Incision into the pericardium.

pericardit'ic. Relating to pericarditis.

pericarditis (pěr-l-kar-di'(de')tis). Inflammation of the pericardium. **p. adhe'siva**, **p. obliterans**, **p. callo'sa**, chronic **p.** with no characteristic symptoms other than signs of obstructed return of venous blood to the heart. **p. externa**, inflammation of the outer surface of the pericardium, practically always coexistent with inflammation of the serous surface of the pericardium and of the cellular tissue of the mediastinum. **p. exter'na et inter'na**, inflammation of both serous and mediastinal surfaces of the pericardium with, however, little invasion of the mediastinal cellular tissue. **p. obliterans**, inflammation of the pericardium leading to adhesion of the two layers, obliterating the sac.

pericar'dium [L.; G. *perikardios*, around the heart.] The fibrous membrane covering the heart and beginning of the great vessels; it is a closed sac having two layers—that immediately surrounding the heart, the *visceral layer* or *epicardium*, and the outer *parietal layer*, forming the sac, composed of strong fibrous tissue lined with serous membrane. **bread-and-butter p.**, the appearance of the two opposing surfaces of the pericardium resembling that produced by separating two slices of buttered bread, due to the presence of a moderate fibrinous exudate. **shaggy p.**, an exaggerated bread-and-butter **p.**

pericardiot'omy. Pericardiotomy.

per'icarp [G. *peri*, around, + *karpos*, flower.] The mature ovary of a flower.

perikar'yon, **perikaryon** (per-l-kar'yon) [G. *peri*, around, + *karyon*, nut (nucleus).] The cytoplasm, periplast, protoplasm surrounding the nucleus.

perice'cal [G. *peri*, around, + L. *cæcum*.] Perityphlic.

pericecitis (per-l-se-si'(se')tis) [G. *peri*, around, + L. *cæcum* + G. *-itis*.] Perityphlitis.

pericell'ular [G. *peri*, around, + L. *cellula*, cell.] Pericytial, surrounding a cell.

pericementitis (pěr-l-se-men-ti'(te')tis). Pericementitis, chronic inflammation with gradual absorption of the alveolar structures of the jaw. Fauchard's disease.

pericemen'tum [G. *peri*, around, + L. *cementum*, cement.] Periodontium,* peridental membrane.

pericen'tral [G. *peri*, around, + *hērtēs*, center.] Surrounding the center.

pericere'bral [G. *peri*, around, + *cerebrum*.] Around the cerebrum.

erichareia (pĕr-l-kä-rí'ah) [G. excessive joy.] Delirious rejoicing.

ericholangitis (pĕr-l-ko-lan-jí'(je')tis) [G. *peri*, around, + *cholē*, bile, + *angēion*, vessel, + *-itis*.] Inflammation of the tissues around the bile-ducts.

ericholecystitis (pĕr-l-ko-le-sis-tí'(te')tis) [G. *peri*, around, + *cholē*, bile, + *kystis*, bladder, + *-itis*.] Inflammation of the peritoneum over the gall-bladder.

erichondrial (pĕr-l-kon'drí'al). Relating to the perichondrium.

erichondritis (pĕr-l-kon-drí'(dre')tis). Inflammation of the perichondrium.

erichondrium (pĕr-l-kon'drí-um) [G. *peri*, around, + *chondros*, cartilage.] The fibrous membrane covering cartilage.

erichord (pĕr'l-kord) The sheath of the notochord.

erichordal (pĕr-l-kor'dal). Surrounding the notochord; relating to the perichord.

erichorioida, **perichorioida** (pĕr-l-ko-rí-oy'dal, pĕr-l-ko-ro'y'dal). Surrounding the chorioid coat of the eye.

erichaustral (per-l-klaw's'tral). Surrounding the claustrum of the brain. *p. lam'ina*, capsula extrema, a layer of white substance separating the claustrum from the cortex of the insula.

erict'nal [G. *peri*, around, + *klinō*, I bend.] In botany, running in the direction of the circumference of a part.

ericolitis (pĕr-l-ko-lí'(le')tis) [G. *peri*, around, + *kōlon*, colon, + *-itis*.] Inflammation of the connective tissue or peritoneum surrounding the colon. *mem'branous* *p.*, a condition marked by the formation of veil-like adhesions (Jackson's* membrane) over the bowel; it is not necessarily of inflammatory origin. *p. dex'tra*, *p.* involving the ascending colon. *p. sinis'tra*, perisigmoiditis.

ericolonitis (pĕr-l-ko-lon-i'(e')tis). Pericolitis.

ericolpitis (pĕr-l-kol-pí'(pe')tis) [G. *peri*, around, + *kolpos*, sinus (vagina), + *-itis*.] Inflammation of the connective tissue around the vagina.

ericonchal (pĕr-l-kong'kal) [G. *peri*, around, + *kōchē*, concha.] Surrounding the concha of the auricle. *p. sulcus*, the groove on the posterior surface of the auricle corresponding to the anti-helix.

ericon'neal [G. *peri*, around.] Surrounding the cornea.

ericoxitis (pĕr-l-koks-i'(e')tis) [G. *peri*, around, + *L. coxa*, hip, + *G. -itis*.] Inflammation of the tissues surrounding the hip-joint.

ericro'nial. Relating to the pericranium; surrounding the skull.

erikranitis (pĕr-l-kra-ní'(ne')tis) Inflammation of the pericranium.

erikra'nium [G. *peri*, about, + *kranion*, skull.] Priosteum of the skull.

ericy'stic [G. *peri*, about, + *kystis*, bladder.] 1. Surrounding the urinary bladder. 2. Surrounding the gall-bladder. 3. Surrounding a cyst.

ericy'stitis (pĕr-l-sis-tí'(te')tis) [G. *peri*, around, + *kystis*, bladder, + *-itis*.] Inflammation of the tissues surrounding a bladder, especially the urinary bladder; see *pericholecystitis*.

ericyc'stium [G. *peri*, around, + *kystis*, bladder, cyst] 1. The tissues surrounding the urinary bladder or gall-bladder. 2. A vascular investment of a cystic tumor.

ericytal (pĕr-l-sish'al) [G. *peri*, around, + *kytos*, cell.] Surrounding a cell or cells, pericellular.

eridec'tomy [G. *peri*, around, + *ektomē*, excision.] Peritomy.

peridendrit'ic [G. *peri*, around, + *dendron*.] Surrounding the dendrites of a neuron.

periden'tal [G. *peri*, around, + *L. dens* (*dent*-), tooth.] Periodontal, surrounding a tooth or part of a tooth.

periderm (per'l-durm) [G. *peri*, around, + *derma*, skin.] 1. Cuticle. 2. Rete mucosum, stratum germinativum [BNA]. 3. In botany, the cork layer surrounding a stem.

perider'mal, **perider'mic**. Cuticular, relating to the periderm.

perides'mic [G. *peri*, around, + *desmos*, band.] Surrounding a ligament, periligamentous; relating to the peridesmium.

peridesmitis (pĕr-l-dez-mí'(me')tis) [G. *peri*, around, + *desmos*, band, + *-itis*.] Inflammation of the connective tissue surrounding a ligament.

perides'mium [G. *peri*, around, + *desmion*; *desmos*, a band.] The connective-tissue membrane surrounding a ligament.

peridiastole (pĕr-l-di-as'to-le) [G. *peri*, around.] The interval preceding the diastole of the heart, prediastole.

peridiastol'ic. Prediastolic

peridid'y'mis [G. *peri*, around, + *didymis*, testis.] The tunica albuginea testis.

perididymitis (pĕr-l-did-i-mí'(me')tis). Inflammation of the perididymis.

peridiverticulitis (per'l-di-ver-tik-u-lí'(le')tis) [G. *peri*, around, + *L. diverticulum* + *G. -itis*.] Inflammation of the tissues around an intestinal diverticulum.

periencephalitis (pĕr-l-en-sef-al-i'(e')tis) [G. *peri*, around, + *enkephalos*, brain, + *-itis*.] Inflammation of the cerebral membranes, particularly leptomeningitis or inflammation of the pia mater.

periencephalomeningitis (pĕr-l-en-sef-al-o-men-ji'(je')tis) [G. *peri*, around, + *enkephalos*, brain, + *mēnix* (*mēning*-), membrane, + *-itis*.] Inflammation of the cerebral cortex and meninges.

periendothelioma (pĕr-l-en-do-the-lí-o'mah). A mixed perithelioma and endothelioma.

perienter'ic [G. *peri*, around, + *enteron*, intestine.] Surrounding the intestine.

perienteritis (pĕr-l-en-ter-i'(e')tis) [G. *peri*, around, + *enteron*, intestine, + *-itis*.] Inflammation of the peritoneal investment of the intestine.

perien'teron [G. *peri*, around, + *enteron*, intestine.] The primitive perivisceral cavity in the embryo, the space between the ectoderm and endoderm in the gastrula.

periepen'dymal [G. *peri*, around.] Surrounding the ependyma.

Perier's operation (pĕ-re-a'). Bloodless amputation of an everted uterus by means of an elastic ligature.

periesophageal, **pericesophageal** (pĕr-l-e-so-faj'e'al). Surrounding the esophagus.

periesophagitis, **pericesophagitis** (pĕr-l-e-sof'ā-ji'(je')tis). Inflammation of the tissues surrounding the esophagus.

perifolliculitis (pĕr-l-fol-ik-u-lí'(le')tis). Inflammation of the tissues surrounding the hair-follicles.

periganglitis (pĕr-l-gang-gli-i'(e')tis). Inflammation of the tissues surrounding a ganglion.

periganglion'ic. Surrounding a ganglion, especially a nerve-ganglion.

perigas'tric [G. *peri*, around, + *gastēr*, belly, stomach.] Surrounding the stomach.

perigastritis (pĕr-l-gas-trí'(tre')tis). Inflammation of the peritoneal coat of the stomach.

perigemma (per'l-jem'al) [G. *peri*, around, + *L. gemma*, bud.] Circumgemmal, surrounding a bud-like or bulb-like body, noting especially a

- mode of nerve termination by fibrils surrounding an end-bulb.
- periglandulitis** (pěr-I-glan-du-li'('le')tis. Inflammation of the tissues surrounding a gland.
- periglottic** [G. *peri*, around, + *glōssa*, *glōtta*, tongue; *glōttis*, glottis.] Around the tongue, especially around the base of the tongue and the epiglottis.
- periglottis** [G. *peri*, around, + *glōssa*, *glōtta*, tongue.] The mucous membrane of the tongue.
- perigynous** (pěr-i-j'in-us) [G. *peri*, around, + *gynē*, woman (pistil).] In botany noting a flower in which the torus is hollowed out in the form of a cup.
- perihepat'ic** [G. *peri*, around, + *hēpar*(*hēpat*-), liver.] Surrounding the liver.
- perihepatitis** (pěr-I-hep-ā-ti'('te')tis) [G. *peri*, around, + *hēpar*(*hēpat*-), liver, + *-itis*.] Inflammation of the serous, or peritoneal, covering of the liver.
- perihernial**, **periherniary**. Surrounding a hernia.
- perikerat'ic** [G. *peri*, around, + *keras*, horn.] Surrounding the cornea, pericorneal.
- perilabyrinthitis** (pěr-I-lab-ir-in-thi'('thē')tis). Inflammation of the parts about the labyrinth.
- perilaryngeal**. Surrounding the larynx.
- perilaryngitis** (pěr-I-lar-in-ji'('je')tis) [G. *peri*, around, + *larynx*(*laryng*-) + *-itis*.] Inflammation of the tissues around the larynx.
- periligamentous** [G. *peri*, around, + L. *ligamentum*, ligament.] Peridesmic.
- perilymph**, **perilym'pha** [G. *peri*, around, + L. *lymphā*, a clear fluid.] Liquor Cotunnii, the fluid contained within the osseous labyrinth, surrounding and protecting the membranous labyrinth.
- perilymphangial** [G. *peri*, around, + *lymphangeion*, lymphatic vessel.] Surrounding a lymphatic vessel.
- perilymphangitis** (pěr-I-lim-fan-ji'('je')tis) [G. *peri*, around, + L. *lymphā*, lymph, + G. *angeion*, vessel, + *-itis*.] Inflammation of the tissues surrounding a lymphatic vessel.
- perilymphat'ic**. Surrounding a lymphatic vessel.
- perimastitis** (pěr-I-mas-ti'('te')tis) [G. *peri*, around, + *mastos*, breast, + *-itis*.] Inflammation of the connective tissue around the breast.
- perimeningitis** (pěr-I-men-in-ji'('je')tis) [G. *peri*, around, + *mēninx*(*mēning*-), membrane, + *-itis*.] Inflammation of the perimeninges, or dura mater; pachymeningitis.
- perimeter** [G. *peri*, around, + *metron*, measure.] 1. A circumference, edge, or border. 2. An instrument for delimiting the field of vision and measuring the degree of strabismus. It consists of a semicircular frame at the center of which the patient looks while a white object is moved along the arc, the exact point where it becomes visible being noted and recorded.
- perimet'ric**. 1. [G. *peri*, around, + *mētra*, uterus.] Surrounding the uterus, relating to the perimetrium. 2. [G. *perimetros*, circumference.] Relating to (a) the circumference of any part or area, or (b) perimetry.
- perimetrit'ic**. Relating to or marked by perimetritis.
- perimetritis** (pěr-I-me-tri'('tre')tis). Inflammation of the peritoneal coat of the uterus.
- perimetrium** [G. *peri*, around, + *mētra*, uterus.] The serous (peritoneal) coat of the uterus.
- perimetry** (per-im'ē-tri) [G. *perimetros*, circumference.] The determination of the limits of the visual field.
- perim'yells** [G. *peri*, around, + *myelos*, marrow.] 1. The membrane lining the central cavity of a bone, endosteum. 2. The pia mater of the spinal cord.
- perimyelitis** (pěr-I-mi-el-i'('e')tis). 1. *Endometritis*. Spinal leptomenigitis.
- perimyoeendocarditis** (pěr-I-mi'ō-en-do-kar-dī'('tis). Endoperimyocarditis.
- perimyositis** (pěr-I-mi-o-si'('se')tis). Inflammation of the loose cellular tissue surrounding a muscle.
- perimys'al**. Relating to the perimysium, surrounding a muscle.
- perimyositis**, **perimysitis** (pěr-I-mis-i'('e')tis, + *-itis*-'('e')tis). 1. Inflammation of the perimysium. 2. Perimyositis.
- perimysium** (per-e-miz'ium) [G. *peri*, around, + *mys*, muscle.] The fibrous sheath enveloping most of the primary bundles of muscular fibers. *p. internum*, epimysium. *p. internum*, *perimysium*.
- perine'um**. Perineum.
- perineal** (pěr-I-ne'al). Relating to the perineum. *p. body*, a wedge of fibrous tissue and fat between the rectum and vagina in the female, and between the rectum and urethra in the male. *p. fascia*, three layers of fascia between the muscles of the perineum. *p. hernia*, perineocoele. *p. region*, the region at the lower end of the trunk, extending to the sacral region between the thighs, divided into the *anal region* posteriorly and the *urogenital region* anteriorly; see cut under *p. p. section*, perineotomy.
- perineauxesis** (pěr-I-ne-awks-'e'sis) [G. *perineum*, + *auxēsis*, amplification] Colpoperineorrhaphy.
- perineocoele** (pěr-I-ne'ō-sēl) [G. *perineum*, + *kōlē*, hernia.] A hernia in the perineal region between the rectum and the vagina, between the rectum and the bladder, or alongside the rectum.
- perineo'oplasty** [G. *perineion*, perineum, + *plastē*, form.] Reparative or plastic surgery of the perineum; perineorrhaphy.
- perineorrhaphy** [G. *perineion*, perineum, + *rhaphe*, suture.] Repair of a ruptured perineum.
- perineoscrot'al**. Relating to the perineum and scrotum.
- perineosyn'thesis** [G. *perineion*, perineum, + *synthesis*, a putting together.] Perineoplasty or perineorrhaphy in a case of extensive laceration of the perineum.
- perineotomy** [G. *perineion*, perineum, + *tomē*, incision.] Incision into the perineum, as in external urethrotomy, lithotomy, etc.
- perineovaginal** (pěr-I-ne'ō-vaj'in-al). Relating to the perineum and the vagina.
- perineph'rial**. Relating to the perinephrium.
- perineph'ric** [G. *peri*, around, + *nephros*, kidney.] Surrounding the kidney in whole or part.
- perinephrit'ic**. Relating to perinephritis.
- perinephritis** (pěr-I-ne-fri'('re')tis) [G. *peri*, around, + *nephros*, kidney, + *-itis*.] Inflammation of the tissues surrounding the kidney; perinephritis.
- perineph'rium** [G. *peri*, around, + *nephros*, kidney.] The connective tissue and fat surrounding the kidney.
- perine'um**, **perinē'um** [G. *perineion* or *perineum*.] The external surface or base of the perineal body lying between the vulva and the anus in the female and the scrotum and the anus in the male.
- perineur'ial** [G. *peri*, around, + *neurion*, nerve.] Surrounding a nerve; relating to the perineurium.
- perineuritis** (pěr-I-nu-ri'('re')tis) [G. *peri*, around, + *neurion*, nerve, + *-itis*.] Inflammation of the perineurium, the enveloping sheath of a nerve-trunk.
- perineu'rium** [G. *peri*, around, + *neurion*, nerve.] The connective-tissue sheath surrounding the funiculus or bundle of nerve-fibers.

- peri*, around, + *pankreas* (*pankreat-*) + *-itis*.] Inflammation of the peritoneal coat of the pancreas.
- peripapillary** [G. *peri*, around, + L. *papilla*.] Surrounding a papilla, particularly the optic papilla.
- peripatetic** (per'i-pā-tet'ik) [G. *peripatēsis*, a walking about.] Prone to walk about, noting certain cases of typhoid or other fever, in which the patient does not take to the bed.
- peripne'ial** [G. *peri*, around, + L. *penis*.] Surrounding the penis.
- periphacitis, periphakitis** (pēr-l-fā-si'-(se')tis, pēr-l-fā-ki'-(ke')tis) [G. *peri*, around, + *phakos*, lens, + *-itis*.] Inflammation of the capsule of the crystalline lens of the eye.
- peripharyngeal**. Surrounding the pharynx.
- periph'erad** [G. *periphēreia*, periphery, + L. *ad*, to.] In a direction toward the periphery.
- periph'eral**. Relating to or situated at the periphery, peripheral.
- peripheraphose** (per-if'er-ā-fōz) [G. *periphēreia*, the outer portion, + *a-* priv. + *phōs*, light.] The subjective sensation of a dark spot or patch, the cause residing in the eye itself or the optic nerve, outside of the optic center in the brain.
- periph'ric**. Peripheral, situated at the periphery or on the surface of the body or an organ.
- periph'eroce'nal**. Relating to both the periphery and the center of the body or any part.
- peripherophose** (per-if'er-o-fōz) [G. *periphēreia*, the outer portion, + *phōs*, light.] A subjective sensation of a light spot or patch, the cause residing in the eye itself or in the optic nerve, outside of the optic brain center.
- periph'ery** [G. *periphēreia*; *peri*, around, + *pherō*, I carry.] The part of a body away from the center, the outer part or surface.
- periphebit'ic**. Relating to periphebitis.
- periphelebitis** (pēr-l-fē-bi'-(be')tis) [G. *peri*, around, + *phleps* (*phleb-*), vein, + *-itis*.] Inflammation of the outer coat of a vein or of the tissues surrounding it.
- per'iplast** [G. *peri*, around, + *plastos*, formed.] 1. Stroma or matrix of an organ. 2. Cytoplasm, the protoplasm of a cell surrounding the nucleus, periblast.
- periplas'tic**. 1. Relating to the periplast or stroma of a tissue or organ. 2. Surrounding or formed around the nucleus, noting especially flagella or other cell organs formed of the cytoplasm.
- peripleuritis** (pēr-l-plu-ri'(re')tis) [G. *peri*, around, + *pleura*, side, + *-itis*.] Inflammation of the connective tissue between the pleura and the wall of the thorax.
- perip'loca** [G. *periplokē*, a winding around.] The bark and stems of *Periploca græca*, climbing dog's bane, silk vine, a plant of Southern Europe; employed as a cardiac tonic, like digitalis, in doses of m5-10 (0.3-0.6) of a fluidextract.
- perip'locin**. A glucoside powder from *Periploca græca*, a yellow amorphous powder with properties resembling those of digitalin; it has been employed as a cardiac tonic by hypodermic injection in doses of gr. $\frac{1}{128}$ - $\frac{1}{80}$ (0.0005-0.001).
- peripneumonia** (pēr-l-nu-mo'ni-ah) [G. *peri*, around, + *pneumōn*, lung] 1. Inflammation of the pulmonary pleura; pulmonary or visceral pleurisy. 2. Lobar pneumonia with involvement of the pleura. *p. no'tha* [L. *nothus*, spurious], congestion of the lungs.
- peripneumonitis** (pēr-l-nu-mo-ni'-(ne')tis) [G. *peri*, around, + *pneumōn*, lung, + *-itis*.] Peripneumonia.
- peripo'lar** [G. *peri*, around, + *polos*, pole.] Surrounding the pole or poles of any body, or any electric or magnetic poles.
- peripor'tal** [G. *peri*, around, + L. *porta*, gate] Peripylic.
- periproc'tic** [G. *peri*, around, + *proktos*, anal. Around the anus, circumanal.
- periproctitis** (pēr-l-prok-ti'-(te')tis) [G. *peri*, around, + *proktos*, anus, + *-itis*.] Inflammation of the areolar tissue about the rectum.
- peripros'tatic** [G. *peri*, around.] Surrounding the prostate.
- peripros'tatitis** (pēr-l-pros-tā-ti'-(te')tis) [G. *peri*, around, + *prostatēs*, prostate, + *-itis*.] Inflammation of the tissues surrounding the prostate.
- peripylephlebitis** (pēr-l-pi'le-fle-bi'-(be')tis) [G. *peri*, around, + *pylē*, gate, + *phleps* (*phleb-*), vein, + *-itis*.] Inflammation of the tissues around the portal vein.
- peripyl'lic** [G. *peri*, around, + *pylē*, porta, gate. Surrounding the portal vein.
- peripylor'ic** [G. *peri*, around.] Surrounding the pylorus.
- perirec'tal** [G. *peri*, around, + L. *rectum*.] Surrounding the rectum.
- perirectitis** (pēr-l-rek-ti'-(te')tis) [G. *peri*, around, + L. *rectum* + G. *-itis*.] Periproctitis.
- perire'nal** [G. *peri*, around, + L. *ren*, kidney. Perinephric, circumrenal.
- perirhi'nal** [G. *peri*, around, + *rhis* (*rhin-*), nose. Around the nose or nasal fossæ.
- perisalpingitis** (pēr-l-sal-pin-ji'-(je')tis) [G. *peri*, around, + *salpinx* (*salping-*), trumpet, + *-itis*.] Inflammation of the peritoneum covering the Fallopian tube.
- perisalpingoovari'tis** (pēr-l-sal-pin-go-o-var-i'e'tis) [G. *peri*, around, + *salpinx* (*salping-*), trumpet, + L. *ovarium*, ovary, + G. *-itis*.] Periotho-salpingitis.
- perisal'pinx** [G. *peri*, around, + *salpinx* (*salping-*), trumpet.] The peritoneal covering of the duct.
- periscop'ic** [G. *peri*, around, + *skopē*, I view. Noting the ability, or that which gives the ability, to see objects to one side as well as the direct axis of vision. *p. lens*, a double microscopic lens with a diaphragm, between the parts, having an aperture with a diameter equal to the fifth the focal length of the lens.
- perisinuitis** (pēr-l-sin-u-i'-(e')tis) [G. *peri*, around, + L. *sinus* + G. *-itis*.] Inflammation of the part surrounding a sinus, especially a cerebral sinus.
- perisigmoiditis** (pēr-l-sig-moy-di'-(de')tis). Inflammation of the connective tissue surrounding the sigmoid flexure, giving rise to symptoms comparable to the left iliac fossa, similar to those of pytyphilitis in the right iliac fossa; pericolic sinistra.
- perisin'uous** [G. *peri*, around.] Surrounding a sinus, especially a cerebral sinus.
- perisinuitis** (pēr-l-sin-u-i'-(e')tis). Perisinuitis.
- perisperm** [G. *peri*, around, + *sperma*, seed.] 1. botany, the nutrient material surrounding the embryo-sac in a seed.
- perispermatitis** (pēr-l-spur-mā-ti'-(te')tis) [G. *peri*, around, + *sperma*, seed, + *-itis*.] Inflammation of the tissues around the spermatic cord + sero'sa, hydrocele of the spermatic cord.
- perisplanchnic** (pēr-l-splan'nik) [G. *peri*, around, + *splanchna*, the internal organs, viscera.] Surrounding any viscus or viscera.
- perisplen'ic**. Around the spleen.
- perisplenitis** (pēr-l-sple-ni'-(ne')tis) [G. *peri*, around, + *splēn*, spleen, + *-itis*.] Inflammation of the peritoneum covering the spleen.

erispondyl'ic [G. *peri*, around, + *spondylos*, vertebra.] Around a vertebra.

erispondylitis (pĕr-l-spon-dil-i'('e')tis) [G. *peri*, around, + *spondylos*, vertebra, + *-itis*.] Inflammation of the tissues about a vertebra.

eris'sad [G. *perissos*, uneven.] An element of uneven valence, a monad, triad, or pentad.

eristal'sis [G. *peri*, around, + *stalsis*, constriction.] The vermiform movement of the intestine or other tubular structure; a wave of alternate circular contraction and relaxation of the tube by which the contents are propelled onward.

reversed p., antiperistalsis, a wave of contraction in a direction the reverse of normal, by which the contents of the tube are forced backward.

eristal'tic. Relating to peristalsis. **p. unrest'**, abnormal motility of the stomach and intestine, increased peristalsis, manifested by borborygmi and sensations of movement within the abdomen.

eristal'tin. A glucoside of cascara sagrada; laxative.

eristaph'ylis [G. *peri*, around, + *staphylē*, uvula.] Around the uvula.

eristaphylitis (pĕr-l-staf-il-i'('e')tis) [G. *peri*, around, + *staphylē*, uvula, + *-itis*.] Inflammation of the soft palate and parts about the uvula.

eristoma. Peristome.

eristomal, **peristom'atous** [G. *peri*, around, + *stoma*, mouth.] Surrounding the mouth.

eristome (per-l-stōm) [G. *peri*, about, + *stoma*, mouth.] A groove leading from the cytostome in infusoria and certain other forms of protozoa.

eristrumitis (pĕr-l-stru-mi'('me')tis) [G. *peri*, around, + L. *struma*, goiter, + G. *-itis*.] Inflammation of the tissues about a goiter.

eristrum'ous [G. *peri*, around, + L. *struma*, goiter.] Situated about or near a goiter.

erisy'no'vial. Around a synovial membrane.

erisy'stolic (pĕr-l-sis'to-le). 1. Presystole, the pause in the cardiac rhythm preceding the systole. 2. A concentric contraction of the stomach walls around the mass of food ingested.

erisy'stol'ic. Presystolic.

eritendineum (per-l-ten-din'e-um) [G. *peri*, around.] One of the white fibrous sheaths surrounding the primary bundles of fibers in a tendon.

eritendinitis (pĕr-l-ten-din-i'('e')tis) [G. *peri*, around, + L. *tendo*(*tendin-*), tendon, + G. *-itis*.] Peritonitis. **p. zero'sa**, ganglion (3).

eritenontitis (pĕr-l-ten-on-ti'('te')tis) [G. *peri*, around, + *tendon*(*tenont-*), tendon, + *-itis*.] Inflammation of the sheath of a tendon.

erithelioma (per'l-the-ll-o'mah) A tumor derived from the perithelium, or adventitia, of the blood-vessels, the new cells spreading in a radiate fashion around the vessels; it is regarded as probably an endothelioma (lymphangioendothelioma) of the perivascular lymph spaces.

erithel'ium [G. *peri*, around, + *thālē*, nipple.] The adventitia or outer coat of the blood-vessels.

erithoracic (pĕr-l-tho-ras'ik) [G. *peri*, around.] Surrounding or encircling the thorax.

erithyreoiditis, **perithyreoiditis** (pĕr-l-thi-re-oy-di'('de')tis, pĕr-l-thi-roy-di'('de')tis) [G. *peri*, around.] Inflammation of the capsule or tissues surrounding the thyroid gland; peristrumitis.

erit'omist. One who performs circumcission.

erit'omize. To perform peritomy upon.

erit'omy [G. *peri*, around, + *tomē*, incision.] 1. Circumcision. 2. The removal of a circular strip of the conjunctiva for the relief of pannus.

peritoneu'sum. Peritoneum.

peritone'al. Relating to the peritoneum

peritonealgia (per-l-to-ne-al'jī-ah) [G. *peritonaion*

peritoneum, + *algos*, pain.] Non-inflammatory pain in the peritoneum.

peritoneopericar'dial. Relating to the peritoneum and the pericardium.

peritoneot'omy [G. *peritonaion*, peritoneum, + *tomē*, incision.] Operative division or section of the peritoneum, celiotomy.

peritone'um [L.; G. *peritonaion*; *periteino*; I stretch over.] The serous sac lining the abdominal cavity and covering most of the viscera therein contained. It forms two sacs, the greater and the lesser, connected by the foramen of Winslow. **p. parietal'e**, the layer of p. lining the abdominal walls. **p. viscera'le**, the layer of p. investing the intestines and the other abdominal organs.

peritonism (per'l-ton-izm). 1. A symptom complex marked by vomiting, pain, and shock, in inflammation of any of the abdominal viscera in which the peritoneum is involved. 2. Pseudoperitonitis, a neurosis in which the symptoms simulate those of peritonitis.

peritonitis (pĕr-l-ton-i'('e')tis). Inflammation of the peritoneum. **adhe'sive p.**, a form in which a fibrinous exudate occurs, matting together the intestines and various other organs. **p. defor'mans**, a chronic p. in which thickening of the membrane and contracting adhesions cause shortening of the mesentery and kinking and retraction of the intestines. **pel'vic p.**, inflammation, more or less strictly localized, of the peritoneum surrounding the uterus and Fallopian tubes; usually gonorrheal, tuberculous, or septic.

periton'sillar [G. *peri*, around, + L. *tonsilla*, tonsil.] About a tonsil or the tonsils.

periton'sillitis [per-l-ton-sil-i'('e')tis] [G. *peri*, around, + L. *tonsilla*, tonsil, + G. *-itis*.] Periamygdalitis.

peritracheal (pĕr-l-tra'ke-al) [G. *peri*, about.] About the trachea.

peritricha (pĕr-it'rī-kah) [G. *peri*, around, + *thrix* (*trich-*), hair.] Microorganisms having flagella attached to all sides.

peritrichal (pĕr-it'rik-al) [G. *peri*, around, + *thrix* (*trich-*), hair.] 1. Relating to cilia or other appendicular organs projecting from the periphery of a cell. 2. Noting microorganisms having cilia or flagella projecting from all sides and not at the poles alone.

Peritrichida (pĕr-l-trik'ī-dah) [G. *peri*, around, + *thrix*(*trich-*), hair.] An order of *Ciliata* of cylindrical shape with the cilia usually limited to the zone surrounding the mouth opening.

peritrichous (pĕr-it'rī-kus). Provided with cilia or flagella on all sides.

peritrochanter'ic (pĕr-l-tro-kan-ter'ik) [G. *peri*, around.] Around a trochanter.

perityph'lic [G. *peri*, around, + *typhlon*, cecum.] Surrounding the cecum, pericecal.

perityphlitis (pĕr-l-ti-flī'('fle')tis) [G. *peri*, around, + *typhlon*, blind (cecum).] Localized peritonitis in the neighborhood of the cecum and appendix.

periumbil'ical [G. *peri*, around, + *umbilicus*.] Periumphalic.

periu'reter'ic [G. *peri*, around, + *ourēlēr*, ureter.] Surrounding one or both ureters.

periu'reteritis (pĕr-l-u-re-ter-i'('e')tis) [G. *peri*, around, *ourēlēr*, ureter, + *-itis*.] Inflammation of the tissues about an ureter.

periu'rethral [G. *peri*, around, + *ourēthra*, urethra.] Surrounding the urethra.

periu'rethritis (pĕr'l-u-re-thrī'('thre')tis) [G. *peri*, around, + *ourēthra*, urethra, + *-itis*.] Inflammation of the parts about the urethra.

periu'terine [G. *peri*, around, + L. *uterus*.] Perimetric (1).

periu'vular. Peristaphyline.

perivaginitis (për-I-vaj-in-i'('e')tis) [G. *peri*, around, + L. *vagina* + G. *-itis*.] Pericolicitis.

perivas'cular [G. *peri*, around, + L. *vasculum*, vessel.] Surrounding a vessel, especially a blood-vessel.

perivascu'ltis (për-I-vas-ku-li'('le')tis) [G. *peri*, around, + L. *vasculum*, vessel, + G. *-itis*.] Periangitis.

perive'nous [G. *peri*, around, + L. *vena*, vein.] Surrounding a vein.

periver'tebral. Perispondylic.

perives'ical [G. *peri*, around, + L. *vesica*, bladder.] Pericystic.

perivisceral (për-I-vis'er-al) [G. *peri*, around, + L. *viscera*, pl. of *viscus*, an internal organ.] Perisplanchnic.

perivitelline (per-i-vi'tè-lîn) [G. *peri*, about, + L. *vitellus*, yolk.] Surrounding the vitellus or yolk.

perixenitis (për-I-zen-i'('e')tis) [G. *peri*, around, + *xenos*, a foreigner, + *-itis*.] Inflammation of the parts about a foreign body.

Perkins' tract'ors [Elisha Perkins, New England physician, 1744-1799.] Metallic tractors, two pointed bars, one of steel and the other of brass, which were supposed to be of therapeutic efficacy (through induced magnetism or electricity) in rheumatism and visceral affections, when drawn across the skin of the diseased region.

perkinism (pur'kin-izm) [after Elisha Perkins.] The treatment of disease by means of Perkins' tractors.

perilèche (per-lesh') [Fr. *per*, intensive + *lécher*, to lick.] A contagious affection marked by inflammation at the corners of the mouth, with an accumulation of whitish macerated epithelium, resembling a diphtheritic pseudomembrane; it occurs chiefly among children in institutions.

Perles's bodies (per'lās) {Max Perles, German pathologist, 1843-1881.} Minute structures, apparently motile, but of undetermined nature, found occasionally in the blood in cases of pernicious anemia. P's test, for hemosiderin, the presence of which is indicated by a blue color on the addition of potassium ferrocyanide and hydrochloric acid.

Perlia's nucleus (për'le-ah) [Richard Perlia, German ophthalmologist, contemporary.] Spitzka's* nucleus.

perlsucht (per'lzucht) [Ger. *perle*, pearl, + *sucht*, disease.] Pearl disease, bovine tuberculosis.

per'manent [L. *per*, through, + *manere*, to remain.] Enduring, not changing. P. teeth, the teeth of the second dentition, see *dens permanens*.

perman'ganate. A salt of permanganic acid.

permangan'ic acid. An acid HMnO₄, derived from manganese, forming permanganates with bases; see *potassii permanganas*.

per'meable [L. *permeare*, to pass through.] Permitting the passage of liquids into and through.

permeation (pur-me-a'shun) [L. *permeare*, to pass through.] The extension of a tumor by proliferation of the cells continuously along the blood-vessels or lymphatics.

pernicious (per-nish'us) [L. *perniciosus*, destructive.] Destructive, harmful; noting a disease of severe character and usually fatal.

per'nio [L.] Chilblain.

perobrachi'us (pe-ro-brak'i-us) [G. *pēros*, maimed, + *brachion*, arm.] A monster with defective arms.

pe'roceph'alus [G. *pēros*, maimed, + *kephalē*, head.] A monster with defective head.

perochirus (pe-ro-ki'rus) [G. *pēros*, maimed, + *cheir*, hand.] A monster with defective hands.

pe'rocor'mus [G. *pēros*, maimed, + *koronē*, crown.] A monster with defective body, perocormus.

pe'rodact'ylus [G. *pēros*, maimed, + *dactylus*, finger.] A monster with defective fingers or toes.

perom'elus [G. *pēros*, maimed, + *meros*, limb.] A monster with defective limbs.

peronæ'us. Peroneus.

peroneal (për-o-nè'al). Relating to the fibula, i. e. the outer side of the leg, or to the muscles there present; see *musculus peroneus*.

peroneoti'b'ial. Tibiofibular, relating to the fibula and the tibia.

perone'us [G. *peronē*, brooch, fibula.] One of several muscles on the outer or fibular side of the leg; see under *musculus*.

per'onin. Benzylmorphine hydrochloride, a white soluble powder obtained by the action of benzylchloride on morphine; employed as a succedaneum of morphine in doses of gr. $\frac{1}{4}$ – $\frac{1}{2}$ (0.03–0.06 g.).

Peronos'pora [G. *peronē*, brooch, + *spora*, seed.] A genus of fungi producing mildew, one species of which *P. lutea* was at one time suggested as the cause of yellow fever.

pe'ropus [G. *pēros*, maimed, + *pus*, foot.] A monster with defective feet.

per os [L.] By or through the mouth.

pe'roso'mus [G. *pēros*, maimed, + *sōma*, body.] A monster with defective body, perocormus.

peros'aeus [L. *per*, through, or, bone.] Through bone.

perox'ide. That oxide of any series which contains the greatest number of oxygen atoms.

perox'idase. Catalase.

perox'ol. A combination of hydrogen peroxide with a camphor.

perp'lication (pur'pli-ka'shun) [L. *per*, through, + *plicare*, to fold.] The operation of drawing the cut end of an artery through a slit in the wall of the same artery just above, in order to arrest bleeding.

per primam per primam intentionem (pur pri'm in-ten-shi-o'nem) [L.] By first intention,* i. e. in a manner of healing of a wound.

per rec'tum [L.] By or through the rectum.

Perrier water (per-e-a'). See *Vergès*.

Perry Springs, Illinois. Alkaline-sodic-sulphate-chalybeate waters, 48° F. to 30° F. The springs. Used by drinking in affections of the stomach, liver, and kidneys.

per sal'tum [L.] At a leap, at one bound or gradually or through different stages.

per secundam, per secundam intentionem (pur sek-un'dam in-ten-shi-o'nem) [L.] By second intention,* noting a manner of healing of a wound.

perseveration (pur-sev-er-a'shun). 1. The constant repetition of a meaningless word or phrase. The duration of a mental impression, measured by the rapidity with which one impression follows another as determined by the revolving of a two-colored disc.

persim'mon [N.A. Indian word.] Diospyros.

persio. Cudbear.

personal equation. The factor of individual differences to be reckoned with in studying the results of experiments, especially in psychology; it is to be considered in both the experimenter and the person experimented upon.

perspira'tion [L. *perspiratio*, see *perspire*] 1. The excretion of fluid by the sweat-glands of the skin. 2. The fluid excreted by the sweat-glands consists of water containing sodium chloride, sodium phosphate, urea, ammonia, etheral sulphate, creatinin, fats, and other waste-products of catabolism; the average daily quantity is about

lated at about 1500 grams (3.3 pounds). **insens-
ible p.**, the p. excreted continuously in moderate
amount which evaporates immediately so that
it is not perceived as fluid on the skin. **sen'sible
p.**, the p. excreted in large quantity, or when
there is much humidity in the atmosphere, so
that it appears as moisture on the skin.

sul'phate. That one of a series of sulphates
which contains more molecules of sulphuric acid
than the others.

sulph de (pur-sul'fid or fid). That one of a
series of sulphides which contains more atoms of
sulphur than any other.

tertium intentionem (pur tur'shi-am in-ten-shi-
'nem). By third intention.*

***tik's divertic'ulum** [Otto *Pertik*, Hungarian
pathologist, 1852-1913.] An abnormally deep
Rosenmueller's fossa, or recessus* pharyngeus.

tuss'in. Trade name of a preparation containing
hyme, recommended in the treatment of whoop-
ing-cough.

tus'sis [L. *per*, very (intensive), + *tussis*, cough.]
Whooping-cough.

u'gen. Trade name of a synthetic product re-
sembling in appearance, odor, and therapeutic
action balsam of Peru; employed externally in
skin diseases, and internally in chronic bronchitis
in doses of gr. 5 (0.3) in emulsion..

u'ol. A 25 per cent. solution of peruscabine in
castor oil; employed externally in scabies.

u'scabine. Benzyl benzoic acid ester, a colorless
oil, the active principle of balsam of Peru syn-
thetically prepared.

u'vian bark. Cinchona.

version (pur-vur'shun) [L. *perversio*; *perverti*, to
turn about.] A turning from what is right or
normal. **sex'ual p.**, a condition in which there is
an indulgence in unnatural sexual practices.

vert. One who has turned from what is normal
or proper; noting especially a sexual pervert or a
person who is given to any form of unnatural
sexual practices.

viae naturales (pur vi'as na-tu-ra'lêz) [L.]
Through the natural passages; noting, for example,
the birth of a child in the natural way and not by
cesarean section; or the passage at stool of a for-
eign body which has been swallowed, instead of
its removal by an abdominal section.

vigil'ium [L. *pervigilis*, very wakeful.] Wake-
fulness, mild insomnia.

v'ious [L. *pervius*; *per*, through, + *via*, a way.]
Permeable, capable of giving passage to anything,
such as heat, moisture, light, etc.

***, gen. p'dis, pl. p'des** [L.] 1. The foot. 2.
Any foot-like or basal structure or part. 3. The
crusta or ventral portion of the pedunculus (*crus*)
terehri, basis pedunculi [BNA]. 4. Talipes or
club-foot; in this sense always qualified by a
word expressing the form of club-foot, as cal-
caneus, cavius, equinus, planus, etc.; see *talipes*.
p. accenso'rius, eminentia lateralis. **p. anseri'-
nus** [L. goose's foot], (1) branching of the facial
nerve in the parotid gland, plexus parotideus
[BNA]; (2) the tendinous expansions of the sar-
torius, gracilis, and semitendinosus muscles at
the inner border of the tubercle of the tibia. **p.**
gigas, macropodia, congenital hypertrophy of one
or both feet. **p. hippocamp'i**, foot of the hippo-
campus, digitations hippocampi [BNA], the
anterior thickened extremity of the hippocampus
(major).

pet'ary [L. *pessarium*; G. *pessos*, an oval stone used
in certain games.] 1. An appliance of varied
form, introduced into the vagina to support the

uterus or to correct any displacement. 2. A
medicated vaginal suppository. **p. cell**, see *cell*.
poss'imism [L. *pessimus*, the worst.] A tendency
to look on the dark side of life, sometimes carried
to actual insanity. **therapeu'tic p.**, a disbelief in
the curative virtues of remedies in general and
especially of drugs.

poss'ulum, pess'um [L.; G. *pessos*, an oval stone used
in games.] Pessary.

pess'us [G. *pessos*, an oval stone.] A medicated
vaginal suppository.

pest [L. *pestis*.] Plague. **Sibe'rian p.**, anthrax.

pest-house. An isolation hospital for the reception
and treatment of cases of contagious disease,
especially smallpox.

pestif'erous [L. *pestis*, pest, + *ferre*, to carry.]
Pestilential, conveying the plague or any infec-
tious disease.

pestilence [L. *pestilentia*.] 1. The plague. 2. An
epidemic of any infectious disease.

pestilential (pes-ti-len'shal). Relating to a pesti-
lence, pestiferous.

pes'tis [L.] Plague. **p. mi'nor**, (1) larval plague;
(2) climatic bubo. **p. sid'erans** [L. blasting, as
with a sunstroke], septicemic plague.

pestle (pes'tl) [L: *pistillum*.] An instrument in the
shape of a rod with one rounded and weighted
extremity, used for bruising and breaking sub-
stances in a mortar. \

pet'al [G. *petalon*, leaf.] In botany one of the leaves
of the corolla of a flower.

pet'alobacte'ria [G. *petalos*, outspread.] Bacteria
forming colonies in the shape of broad thin sheets.

pet'alococ'ci. Cocci having the cultural character-
istics of the petalobacteria.

petechiæ (pe-tek'e-e) [L. form of It. *petecchie*.]
Minute hemorrhagic spots, of pinpoint to pin-
head size, in the skin.

petechial (pe-tek'i-al). Relating to or accompanied
by petechiæ.

Peters' ovum (pa'ters) [H. *Peters*, Viennese obstet-
rician, contemporary.] An ovum of the age of
five or six days after impregnation, the study of
which furnished many facts regarding the earliest
embryonic changes.

Pe'tersen's bag [F. *Peterson*, Kiel surgeon, *1845.]
A rubber bag introduced into the rectum and
inflated; in order to push up the bladder so as to
facilitate the operation of suprapubic cystotomy.

pet'iolate, pet'iolated [L. *petiolus*, petiole.] Stalked
or pedunculate.

pet'iole. Petiolus.

pet'ioled. Petiolate.

pet'iolus [L. dim. of *pes* (foot), the stalk of a fruit.]
Petiole, a stem or pedicle; the stalk of a leaf. **p.**
epiglott'idis, the lower end or pedicle of the carti-
lage of the epiglottis, attached to the superior
notch of the thyrid cartilage.

Petit's canal (pê-te') [François Pourfour du *Petit*,
French surgeon and anatomist, 1664-1741.]
Spatia zonularia, the space at the equator of the
crystalline lens between the two layers of the
zonule of Zinn. **P.'s sinus**, sinus of Valsalva.

Petit's her'nia (pê-te') [Jean Louis *Petit*, Parisian
surgeon, 1674-1750.] Lumbar hernia, occurring
in P.'s triangle. **P.'s herniot'omy**, external
herniotomy, herniotomy without incision into
the sac. **P.'s tri'angle**, trigonum lumbale.

petit mal (pê-te' mal) [Fr. little ill.] A mild or
larval form of epilepsy.

Petri dishes (pa'tre) [Julius *Petri*, German
bacteriologist, *1852.] Round glass dishes,
fitting one above the other in a pile, about 1/4 inch
deep and 4 inches in diameter; used for holding

bacterial cultures. **P.'s reaction**, the addition of diazobenzolsulphonic acid with caustic soda to a liquid produces a brown or dark orange color if any protein is present.

petrification [L. *petra*, rock, + *facere*, to make.]

Fossilization, conversion into stone; calcification.

pétrissage (pa-tre-sazh') [Fr. kneading.] A manipulation in massage, consisting in a kneading of the muscles.

petrocip'ital. Petro-occipital.

pet'rogen [G. *petra*, rock, + *gennaō*, I produce.] The trade name of a mineral oil preparation employed as a vehicle.

pet'rolate. Petrolatum.

petrolatum (pe-tro-la'tum). (U.S.) Paraffinum molle (Br.), vaseline, cosmoline, petroleum jelly, paraffin jelly; a yellowish mixture of the softer members of the paraffin or methane series of hydrocarbons, obtained from petroleum as an intermediate product in its distillation; employed as a soothing application to burns and abrasions of the skin, and as a base for ointments. **p. al'bum** (U.S.), white petrolatum, white vaseline, of the same composition as petrolatum, except that care is taken in its preparation to keep it colorless, employed for the same purposes as yellow vaseline. **p. liq'uidum** (U.S.), paraffinum liquidum (Br.), liquid petrolatum, liquid paraffin, liquid vaseline, paraffin oil; made by distilling off the more volatile portion of petroleum, purifying, and removing the solid paraffins from the residue; employed as a vehicle for drugs to be applied by a vaporizer to the mucous membranes. **p. sapon'a'tum liq'uidum** (N.F.), liquid saponated petrolatum, liquid petrox; liquid petrolatum 10, oleic acid 5, spirit of ammonia 2½; an absorbable menstruum for phenol, iodine, etc. **p. sapon'a'tum sp'is'um** (N.F.), solid saponated petrolatum, solid petrox; oleic acid 5, spirit of ammonia 2½, petrolatum to make 100; a penetrating vehicle for phenol, iodine, etc.

petro'leum [L. *petra*, rock, + *oleum*, oil.] Rock oil, coal oil, mineral oil, a mixture of liquid hydrocarbons found in the earth in various parts of the world; its source is uncertain but it is most commonly believed to be derived from fossilized animal remains; the petroleum of the United States is from rocks of the Devonian period, the Russian petroleum from tertiary formations; besides its use for lighting and heating purposes petroleum is the source of vaseline. **p. e'ther**, a colorless inflammable liquid, obtained from petroleum, producing intense cold by its rapid evaporation.

pet'rolin. Paraffin.

pet'romas'toid. Relating to the petrous and the mastoid portions of the temporal bone, which are usually united at birth, forming the petromastoid portion.

pet'ro-occip'ital. Noting the cranial suture between the occipital bone and the petrous portion of the temporal.

pet'ropharynge'us. See under *musculus*.

petro'sa. The petrous portion of the temporal bone.

petro'sal [L. *petrosus*, stony.] Relating to the petrosa, or petrous portion of the temporal bone. **p. bone**, the petrous portion of the temporal bone in antenatal life, before it is joined to the other portions. **p. nerve**, nervus petrosus. **p. sinus**, **p. vein**, sinus petrosus.

pet'rosal'pingostaphyl'us [L. *petrosa*, petrous portion of the temporal, + G. *salpinx* (salping-), trumpet (Eustachian tube), + *staphylē*, uvula.] Musculus levator veli palatini.

petroseli'num [G. *petra*, rock, + *selinon*, parsley.]

The root of *Petroselinum sativum*, *A. pers. petroselinum*, parsley; emmenagogue in dose of ʒi (2.0).

pet'rosomas'toid. Petromastoid.

petrosphe'noid. Relating to the petrous portion of the temporal bone and to the sphenoid bone.

pet'rosquamo'sal, **pet'rosqua'mous**. Relating to the petrous and the squamous portions of the temporal bone.

pet'rostaphyl'us [G. *petra*, stone, + *staphylē*, uvula.] Musculus levator veli palatini.

pet'rosul'fol. Trade name of a preparation of petroleum and sulphur, made in imitation of ichthyol and employed in the same way as a treatment of diseases of the skin.

petrous (pet'rus, pet'r'us) [G. *petra*, a rock:] 1. Stony hardness. 2. Relating to the petrous portion of the temporal bone, petrosal **p. bone**, a portion of the temporal bone. **p. ganglion**, the inferior ganglion of the glossopharyngeal nerve. **p. por'tion**, a three-sided pyramidal projection from the inner surface of the temporal bone, containing the structures of the internal ear; usually united at birth with the mastoid petrous **p. nerve**, nervus petrosus. **p. sinus**, sinus petrosus.

pet'rox. Petrolatum saponatum (N.F.).

Petrusch'ky's lit'mus whey [Johann Petruschky, German bacteriologist, *1863.] A culture medium made by removing the casein from milk, neutralizing the whey, and adding litmus solution.

Pett'enkofer's reaction [Max von Pett'enkofer, German hygienist, 1818-1901.] If to a fluid containing bile-acids one adds a little cane sugar and then drop by drop concentrated sulphuric acid at first a cherry red and then a purple reaction appear. **P.'s the'ory**, ground-water theory, a theory that the development of certain epidemic (cholera, typhoid fever) coincides with a lowering of the ground-water; the pathogenic germs are not carried directly from the sick to the well but are received into the soil and there undergo when the soil is dry, a "ripening" process.

pex'in [G. *pēxis*, coagulation.] The ferment of rennet which coagulates the casein of milk, **pexin'ogen** [*pexin* + G. *gennaō*, I produce] a substance secreted by the gastric glands which is changed into pexin, or rennin.

Peyer's glands [Johann Konrad Peyer, Swiss anatomist, 1653-1712.] Noduli lymphatici solitarii. **P.'s patch'es** or **plaques**, noduli lymphatici aggregati.

Peyrot's tho'rax (pa-ro') [Jean Joseph Peyrot, Parisian surgeon, *1843.] An obliquely triangular deformity of the chest in cases of a very large pleural effusion.

Pfannenstiel's incision (pfahn'en-stēl) [J. Pfannenstiel, German gynecologist, *1862.] An incision made transversely, down to and including the external sheath of the recti muscles, about 1½ inch above the pubes, the muscles being split and separated in the direction of their fibers, indicated for operations on the pelvic organs.

Pfaundler's reaction (pfownd'ler) [Weinhard Pfaundler, German physician, *1872.] Throat reaction.

Pfeiffer's bacill'us (pf'fer) [Richard Pfeiffer, Johannes Pfeiffer, German physician, *1872.] *Bacillus influenzae*. **P.'s disease**, lymphatic adenitis in the neck, with fever. **P.'s phenomenon**, an alteration and complete disintegration of vibrios when introduced into the peritoneal cavity of an immunized guinea-pig, or into that of a normal one if immune serum is injected at the same time; extended to include bacteriophage.

general. The animal is immunized by means of intraperitoneal injections of a culture of the pathogenic bacteria, in gradually increasing doses, until many times the fatal dose is borne; if now a minute quantity of this animal's serum is injected into another animal, the latter is rendered immune against the same bacteria.

Plueger's laws (plü'ger) [Eduard Friedrich Wilhelm Pflüger, German physiologist, 1829-1910.] 1. *Law of polar excitation*; A given section of a nerve is irritated by the development of catelectrotonus and the disappearance of anelectrotonus, but not by the reverse conditions. 2. *Law of contraction*: The results of the stimulation of an isolated nerve of a frog by opening and closing currents of different intensities and different directions are formulated as follows:

Current	Ascending		Descending	
	Closing	Opening	Closing	Opening
Weak	Contraction	Quiet	Contraction	Quiet
Medium	Contraction	Contraction	Contraction	Contraction
Strong	Quiet	Contraction	Contraction	Quiet

P.'s tubes, egg-tubes, ovarian tubes; branching tubes of germinal epithelium, containing the primitive ova, in the cortex of the ovary.

Puhl's sign (pfool) [Eduard Pfuhl, German physician, *1852.] The pressure of pus within a subphrenic abscess rises during inspiration and falls during expiration, the reverse of what happens in the case of a purulent collection above the diaphragm; when the diaphragm is paralyzed this distinction is lost.

phacitis (fä-si'(se')tis) [G. *phakos*, lens, + *-itis*.] Inflammation of the crystalline lens of the eye; also written *phakitis*.

phacocoele (fak'o-sël) [G. *phakos*, lens, + *kälē*, hernia.] Dislocation of the crystalline lens of the eye.

phac'ocyst [G. *phakos*, lens, + *kystis*, bladder.] The capsule of the crystalline lens.

phac'ocystec'tomy [G. *phakos*, lens, + *kystis*, bladder, + *ektomē*, excision.] Surgical removal of a portion of the capsule of the crystalline lens.

phacocystitis (fak'o-sis-ti'(te')tis) [G. *phakos*, lens, + *kystis*, bladder, + *-itis*.] Inflammation of the capsule of the crystalline lens.

phacoglaucoma (fak'o-glaw-ko'mah) [G. *phakos*, lens, + *glaukos*, greenish gray, + *-ōma*.] Changes in the crystalline lens in glaucoma.

phac'oid [G. *phakos*, lentil, + *eidōs*, resemblance.] Of lentil shape.

phacoid'oscope. Phacoscope.

phacol'ysis [G. *phakos*, lens, + *lysis*, solution.] Operative breaking down and removal of the crystalline lens.

phacomalecia (fak'o-mal-a'si-ah) [G. *phakos*, lens, + *malakia*, softness.] Softening of the crystalline lens; soft cataract.

phacometachoresis (fak'o-met-ä-ko-re'sis) [G. *phakos*, lens, + *metachōrēsis*, change of place.] Phacocoele.

phacometecesis, **phacometecesis** (fak'o-met-e-se'sis) [G. *phakos*, lens, + *metoikēsis*, migration.] Phacocoele.

phacom'eter [G. *phakos*, lens, + *metron*, measure.] 1. A device for determining the refractive power of a lens. 2. Phacoscope.

phacoplanesis (fak'o-plan-e'sis) [G. *phakos*, lens, + *planēsis*, a wandering.] Phacocoele.

phac'osclero'sis [G. *phakos*, lens, + *sklērōsis*, hardening.] Induration of the crystalline lens; hard cataract.

phac'oscope [G. *phakos*, lens, + *skopeō*, I view.] An instrument in the form of a dark chamber for observing the changes in the crystalline lens during accommodation.

phacoscotas'mus [G. *phakos*, lens, + *skotasmōs*, darkness.] Loss of transparency of the crystalline lens; lenticular cataract.

phacother'apy [G. *phakos*, lens, + *therapeia*, treatment.] Cauterization of superficial neoplasms and cutaneous lesions by concentration of the heat of the sun by a lens; heliotherapy.

phænogam (fe'no-gam) [G. *phainō*, I show, + *gamos*, marriage.] Phanerogam.

phagedena, **phagedæna** (fä-je-de'nah) [G. *phage-daina*, a canker; *phagō*, I eat.] A sloughing and widely spreading ulcer. *p. trop'ica*, tropical ulcer.* *slough'ing p.*, hospital gangrene.

phagedenic (fä-je-den'ic). Relating to or having the characteristics of phagedena.

phagedenoma, **phagedænoma** (fä-je-de-no'mah). A fungous form of phagedena.

phagmesis (fag-me'sis). An anomaly, of very doubtful occurrence, in which feathers are said to replace hair in man.

phagocaryolysis (fag'o-kar-i-o'sis) [G. *phagō*, I eat, + *karyon*, kernel (nucleus).] An assumed phagocytic action of the cell-nucleus.

phagocyte (fag'o-sit) [G. *phagō*, I eat, + *kytos*, cell.] A cell possessing the property of ingesting bacteria, foreign particles, and other cells. Phagocytes are divided into two general classes: *microphags*, small polymorphonuclear leucocytes which ingest chiefly bacteria; and *macrophags*, large mononucleated cells which are largely scavengers, ingesting dead tissue and degenerated cells; the latter are produced mainly by proliferation of the fixed connective-tissue cells. *ed'ucated p.*, a p. which, following an infection, has acquired the ability to withstand the poison of a further infection of the same kind.

phagocy'tic. Relating to phagocytes or phagocytosis. *p. index*, a figure noting the average number of bacteria contained in each leucocyte after incubating a mixture of washed leucocytes, serum, and a bacterial culture. *p. index of Arneth*, the proportionate number per cubic millimeter of multinuclear neutrophils with nuclei of three or more lobes, which Arneth assumes to possess the greatest phagocytic power.

phagocy'toblast [G. *blastos*, germ.] A primitive cell developing into a phagocyte.

phagocytol'ysis [phagocyte + G. *lysis*, solution.] 1. Destruction of phagocytes, or leucocytes, occurring in the process of blood coagulation or as the result of the introduction of certain antagonistic foreign substances into the body. 2. A spontaneous breaking down of the phagocytes, preliminary (according to Metchnikoff) to the liberation of cytase, or complement.

phagocytolytic (fag'o-si-to-lit'ik). Relating to phagocytolysis, phagocytolysis.

phagocytose (fag'o-si-tōz). To englobe and destroy bacteria and other foreign substances, noting the action of the phagocytic cells.

phagocyto'sis. The process of ingestion and digestion by the cells; most of the cells of the body which are concerned in nutrition possess this property; the substances ingested are other cells, bacteria, bits of necrosed tissue, foreign particles,

etc. **induced' p.**, *p.* occurring when bacteria subjected to the action of blood-serum are brought in contact with leucocytes. **spontaneous' p.**, *p.* occurring when a culture of bacteria is brought in contact with washed leucocytes in an indifferent medium, such as a physiological salt solution.

phagolysis [*phago* (*cyte*) + *G. lysis*, solution.] The disintegration of phagocytes, phagocytolysis.*

phagolytic. Relating to phagolysis, phagocytolytic.

phagomania [*G. phagō*, I eat, + *mania*, frenzy.] Bulimia occurring in the insane.

phakitis (fā-ki' (ke')tis). Phacitis.

phako-. For words so beginning, see *phaco*.

phalacro'sis [*G. phalakrōsis*.] Baldness, alopecia.

phalan'geal. Relating to a phalanx.

phalan'gee. Plural of *phalanx*.

phalangette (fal-an-jet') [Fr. dim. of *phalange*, *phalanx*.] The distal or ungual phalanx. **drop p.**, falling of the distal phalanx of a finger, and inability to extend it, when the hand is prone, due to an overstretching or rupture of the extensor tendons of the finger near their insertion into the base of the affected segment.

phalanx, gen. *phalan'gis*, pl. *phalan'ges* (fa'lanks, fal'anks) [*G.* a line of soldiers.] 1. One of the long bones of the fingers or toes, 14 in number for each hand or foot, 2 for the thumb or great toe, and 3 each for the other four digits; they are numbered from I-III, beginning from the metacarpus. The 3d (ad in the thumb or great toe), or terminal, phalanx is called the *ungual phalanx* because of a flattened surface, ungual tuberosity, at its termination which supports the nail. 2. One of a number of cuticular plates, arranged in several rows, on the surface of the organ of Corti; they are the heads of the outer row of Corti's rods and of Deiter's cells, and between them are the free ends of the hair cells.

phallal'gia [*G. phallos*, penis, + *algos*, pain.] Pain in the penis.

phall'ic [*G. phallos*, penis.] Relating to the penis.

phall'iform [*G. phallos*, penis, + *L. forma*, form.] Phalloid.

phall'in. A poisonous albuminoid from the mushroom, *Amanita phalloides*; it is hemolytic, resembling serpent venom in its action.

phallitis (fal-i' (e')tis) [*G. phallos*, penis, + *-itis*.] Inflammation of the penis.

phallocamp'sis [*G. phallos*, penis, + *kampsis*, a bending.] Chordee; any curvature of the erect penis.

phallocryp'sis [*G. phallos*, penis, + *krypsis*, concealment.] Dislocation and retraction of the penis.

phalldyn'ia [*G. phallos*, penis, + *odynē*, pain.] Phallalgia, pain in the penis.

phall'oid [*G. phallos*, penis, + *eidos*, resemblance.] Resembling in shape a penis.

phallon'cus [*G. phallos*, penis, + *onkos*, tumor.] A tumor or swelling of the penis.

phall'oplasty [*G. phallos*, penis, + *plastō*, I form.] Reparative or plastic surgery of the penis.

phallorrh'gia [*G. phallos*, penis, + *rhēgnymi*, I burst forth.] Hemorrhage of the penis.

phall'us [*L.*; *G. phallos*.] Penis.

phan'erogam [*G. phaneros*, visible, + *gamos*, marriage.] In botany, a plant which has true flowers bearing seed.

phanerogenic (fan-er-o-jen'ic) [*G. phaneros*, visible, + *genesis*, origin.] Noting a disease the etiology of which is manifest; opposed to *cryptogenic*.

phaneroma'nia [*G. phaneros*, visible, + *mania*, frenzy.] Constant preoccupation with some

external part, as plucking the beard, pulling the lobe of the ear, picking at a pimple, etc.

phaneroscope (fan'er-o-skōp) [*G. phaneros*, visible, + *skōpō*, I view.] A lens used to concentrate the light from a lamp upon the skin, to facilitate examination of lesions of the skin and subcutaneous tissues.

phanerosis (fan-er-o'sis) [*G. phaneros*, I make manifest.] The act or process of becoming visible.

phantasia (fan-ta-se'ah) [*G.* appearance.] Fetter, an illusion.

phant'asm [*G. phantasma*, an appearance] is illusion, a delusion, a figment of the imagination in delirium.

phantasmatomoria (fan-taz'mā-to-mō'rī-ah) [*F. phantasma*, an appearance, + *mōrīa*, folly.] Dementia with delusions.

phantasmology [*G. phantasma*, specter, + *-logia*.] The scientific study of spiritualistic manifestations and of apparitions.

phantas'moscopia, **phantasmos'copy** [*G. phantasma*, an appearance, + *skōpō*, I view.] The true delusion which consists in the seeing of phantoms.

phantom [*G. phantasma*, an appearance.] 1. A specter, a phantasm. 2. A model of a part of the body; especially a model of the female pelvis used in demonstrating the process of childbirth and in practising the manipulations employed in a case of labor. **p. tumor**, a localized enlargement of the abdomen, simulating an ovarian or other tumor or pregnancy, which is temporary in character, often disappearing suddenly.

pharbit'in. Kaladane resina (B.A.).

pharm'acal. Relating to pharmacy, pharmaceutical.

pharmaceutical, **pharmaceutical** (far-mā-su'tik, fā-mā-su'tī-kal) [*G. pharmaceutikos*, relating to drugs.] Relating to pharmacy. **p. chemistry**, chemistry in its application to the analysis and the manufacture of drugs.

pharmaceu'tics. Pharmacy.

pharmaceutist (far-mā-su'tist) [*G. pharmaceutikos*, a druggist.] A pharmacist, a druggist, an apothecary.

phar'macist [*G. pharmakon*, a drug.] A druggist, a pharmacist, an apothecary, one who prepares and dispenses drugs.

phar'macodynam'ic [*G. pharmakon*, drug, + *dynamis*, force.] Relating to drug action.

phar'macodynam'ics. The science of the physiological and therapeutic action of drugs.

pharmacog'nosist. One skilled in pharmacognosy.

pharmacog'nosy. Pharmacognosy. **pharmacog'nosy** [*G. pharmakon*, drug, + *gnōsis*, knowledge.] The science of drugs in all their relations—sources, description, preparation, action, dosage, etc.

pharmacog'raphy [*G. pharmakon*, drug, + *graphein*, description.] A treatise on or description of drugs.

pharmacol'ogist. One versed in a knowledge of drugs, their sources, appearance, chemistry, and action.

pharmacol'ogy [*G. pharmakon*, drug, + *-logia*.] The branch of science which has to do with drugs in all their relations; pharmacognosy.

phar'macoma'nia [*G. pharmakon*, drug, + *mania*, frenzy.] A morbid fondness for taking drug self-drugging carried to the degree of insanity.

pharmacope'dia, **pharmacope'dics** [*G. pharmakon*, a drug, + *paidia*, instruction.] The textbooks of pharmacy and pharmacodynamics.

Pharmacopeia, **Pharmacopoeia** (far'mā-kō-pe'ah) [*G. pharmakon*, a medicine, + *poieō*, I make.] A

work containing a list of accepted drugs and establishing standards for their strength and purity, together with directions for making preparations (tinctures, etc.) from them. The first edition of the U.S.P. was compiled in 1820 and it has since been revised every ten years by a committee of physicians and pharmacists. The eighth revision was made in 1900 and issued in 1905; it was made a legal standard under the provisions of the National Food and Drugs Act in January, 1907. In works on *Materia Medica*, the various national pharmacopeias are referred to under abbreviations, of which the following are those most frequently encountered; *B.P.*, British Pharmacopeia; *Codex*, *Codex medicamentarius*, the French Pharmacopeia; *I.C.Add.* (or *B.A.*), the Indian and Colonial Addendum to the B.P.; *P.Austr.*, the Austrian Pharmacopeia; *P.G.*, the German Pharmacopeia; *P.Helv.*, the Swiss Pharmacopeia; *U.S.P.*, the United States Pharmacopeia.

pharmacopeial, pharmacopœial (far'mă-ko-pe'al). Relating to the Pharmacopeia; noting a drug in the list of the Pharmacopeia, official.

pharmacotherapy [G. *pharmakon*, drug, + *therapeia*, treatment.] Treatment of disease by means of drugs.

pharmacy [G. *pharmakon*, drug.] 1. The act of preparing and dispensing drugs. 2. A drug store, an apothecary's shop.

pharyngalgia [G. *pharynx* + *algos*, pain.] Pain in the pharynx.

pharyngeal (far-in'ji'al). Relating to the pharynx.

pharyngectomy [G. *pharynx* + *ektomê*, excision.] Excision of a part of the pharynx.

pharyngemphraxia [G. *pharynx* + *emphraxia*, a stoppage.] Pharyngeal obstruction.

pharyngeus [L.] Pharyngeal, noting (in compounds) a muscle of the pharynx, as *musculus stylopharyngeus*; also one of a number of nerves of the pharynx, see under *nervus*.

pharyngismus. Spasm of the muscles of the pharynx, pharyngospasm.

pharyngitis. Relating to pharyngitis.

pharyngitis (far-in'ji'(je'tis). Inflammation of the mucous membrane and underlying parts of the pharynx. **atroph'ic p.**, *p. sicca*, chronic *p.* accompanied by more or less atrophy of the mucous glands and perversion of their secretion. **follic'ular p.**, granular *p.* **gan'grena p.**, gangrenous inflammation of the pharyngeal mucous membrane; putrid sore throat, *cynanche maligna*, *angina maligna* or *gangrenosa*. **gland'ular p.**, granular *p.* **gran'ular p.**, clergyman's sore throat, a form of *p.* in which the lymphoid follicles are enlarged, studding the mucous membrane as minute nodules or granules. **mem'branous p.**, inflammation accompanied by a fibrinous exudate, forming a non-diphtheritic false membrane. **p. hypertroph'ica latera'lis**, a form of chronic *p.* in which the glazed central portion is bounded on either side by a band of red thickened mucous membrane. **p. sic'ca**, atrophic *p.*, chronic *p.* in which the secretion is scanty and adherent, giving the appearance of a varnished surface. **p. ulcero'sa**, Vincent's* *angina*.

pharyngomyxoiditis (far-ing'go-ă-mig-dal-i'(e')-tis) [G. *pharynx* + *amygdalê*, almond, + *-itis*.] Inflammation of the pharynx and the tonsils.

pharyngocoele (far-ing'go-sel) [G. *pharynx*(*pharyng-*) + *kêlê*, hernia.] A diverticulum from the pharynx.

pharyngokeratosis. Pharyngokeratosis.

pharyngodyn'ia [G. *pharynx* + *odynê*, pain.] Pain in the pharynx, pharyngalgia.

pharyngogloss'al. Relating to the pharynx and the tongue.

pharyngoepiglott'ic, pharyngoepiglottid'ean. Relating to the pharynx and the epiglottis. **p. fold**, *plica pharyngoepiglottica*, a fold of mucous membrane extending backward from the epiglottis on either side.

pharyngoesophageal (far-ing'go-e-so-faj'e'al). Relating to the pharynx and the esophagus.

pharyngogloss'us. A band of muscular fibers, a part of the superior constrictor of the pharynx, running from the pharynx to the base of the tongue.

pharyngokeratosis (far-ing'go-ker-a-to'sis) [G. *pharynx* + *keras*(*kerat-*), horn.] A thickening of the lining of the lymphoid follicles of the pharynx, with the formation of a tough, firmly adherent, pseudomembranous exudate.

pharyngolaryngeal. Relating to both the pharynx and the larynx.

pharyngolaryngitis (far-ing'go-lar-in-ji'(je'tis). Inflammation of both the pharynx and the larynx.

pharyngolith [G. *pharynx* + *lithos*, stone.] A concretion in the pharynx, pharyngeal calculus.

pharyngology [G. *pharynx*(*pharyng-*) + *-logia*.] The branch of medical science which deals with the pharynx and its disorders.

pharyngomax'illary. Relating to the pharynx and the maxilla.

pharyngomycosis [G. *pharynx* + *mykês*, a fungus.] Invasion of the mucous membrane of the pharynx by a fungous growth, *Leptothrix buccalis*.

pharyngonas'al. Relating to the pharynx and the nasal fossæ. **p. cavity**, the rhinopharynx, the nasopharynx.

pharyngooral (far-ing'go-o'ral) [G. *pharynx* + *L. os*(*or-*), mouth.] Relating to the pharynx and the mouth.

pharyngopalatine (far-ing'go-pal'a-tin). Relating to the pharynx and the palate.

pharyngopalati'nus. See under *musculus*.

pharyngopath'ia, pharyngopathy [G. *pharynx*(*pharyng-*) + *pathos*, suffering.] Any disease of the pharynx.

pharyngoperistole (far-ing'go-per-is'to-le) [G. *pharynx*(*pharyng-*) + *peristole*, a drawing out.] Narrowing of the lumen of the pharynx.

pharyngople'gia [G. *pharynx*(*pharyng-*) + *plêgê*, stroke.] Paralysis of the wall of the pharynx.

pharyngosclero'ma [G. *pharynx* + *sklerôma*, an induration.] A scleroma, or indurated patch in the mucous membrane of the pharynx.

pharyngoscopy [G. *pharynx* + *skopeô*, I view.] Inspection and examination of the pharynx.

pharyngospasm. Pharyngismus.

pharyngostaphyl'itis [G. *pharynx* + *staphylê*, uvula.] Musculus pharyngopalatinus.

pharyngorrhinitis (far-ing'go-ri-ni'(ne'tis). Inflammation of the rhinopharynx, or of the mucous membrane of the pharynx and the nasal fossæ.

pharyngorrhinoscopy [G. *pharynx*(*pharyng-*) + *rhis*(*rhin-*), nose, + *skopeô*, I view.] Inspection of the rhinopharynx and posterior nares by means of the rhinoscopic mirror.

pharyngoscope (far-ing'go-skôp) [G. *pharynx* + *skopeô*, I view.] An instrument like a laryngoscope, used for inspection of the mucous membrane of the pharynx.

pharyngotherapy [G. *pharynx* + *therapeia*, treatment.] Treatment of diseases of the pharynx.

pharyngotomy (far-ing'go-tôm) A knife used in pharyngotomy.

pharyngotomy [G. *pharynx*(*pharyng-*) + *tomê*,

incision.] Any cutting operation upon the pharynx either from without or from within.

pharyngotonsillitis (far-ing'go-ton-sil-i'(e')tis) [G. *pharynx* + L. *tonsilla* + G. *-itis*.] Pharyngo-amygdalitis.

pharyngoxerosis (far-ing'go-ze-ro'sis) [G. *pharynx* + *xerosis*, a drying up.] Dryness of the pharyngeal mucous membrane.

pharynx, gen. *pharyngis* (far-in'ks) [G. the throat.] The upper expanded portion of the digestive tube, between the esophagus below and the mouth and nasal cavities above and in front. **laryngeal p.**, pars laryngea pharyngis [BNA], laryngopharynx, the part of the pharynx lying behind the larynx, passing into the esophagus at about the level of the cricoid cartilage. **nasal p.**, pars nasalis pharyngis [BNA], nasopharynx, rhinopharynx, the upper end of the pharynx above the soft palate; anteriorly it opens into the nasal cavities. **oral p.**, pars oralis pharyngis [BNA], oropharynx, the portion of the pharynx lying behind the mouth, between the soft palate above and the level of the opening of the larynx below.

bleeding, pharyngorrhagia. calculus, pharyngolith. callosities in, pharyngocerositis, pharyngokeratosis. description of, pharyngography. disease, pharyngopathy. dryness of, pharyngoxerosis. examination, pharyngoscopy. excision of part, pharyngectomy. incision into, pharyngotomy. inflammation, pharyngitis, cyananche, pharyngocynanche; pharyngomycosis (fungus); cyananche maligna (gangrenous). obstruction, pharyngemphraxis. pain, pharyngalgia, pharyngodynia. paralysis, pharyngolysis, pharyngoparalysis, pharyngoplegia. pouching of, pharyngocele. spasm relating to, pharyngology. spasm, pharyngospasm, pharyngismus. stricture, pharyngostenosis, pharyngopistole. treatment of disease of, pharyngotherapy. vault, nasopharynx, rhinopharynx.

phase (fáz) [G. *phasis*, an appearance.] 1. One of the stages in which a thing appears during its course of change or development. 2. A homogeneous, physically distinct, and separable portion of a heterogeneous system; thus oil, gum, and water are three phases of an emulsion. **disperse p.**, disperse. **dispersion p.**, external p. **external p.**, the dispersion or external medium or fluid in which a disperse is suspended. **internal p.**, disperse. **miotic p.**, see *miotic*. **negative p.**, the period during which the opsonic index is lowered following the injection of a vaccine. **Nonne-Apel p.**, see *Nonne-Apel*. **positive p.**, the period following the negative p., during which the opsonic index rises. **postmiotic p.**, see *postmiotic*. **premiotic p.**, see *premiotic*. **reduction p.**, miotic* p. **synaptic p.**, synopsis (1).

phes'ant's-eye. Adonias.

phe'cine. A benzene derivative containing sulphur; recommended as a substitute for ichthyol in diseases of the skin.

phellan'drium. The fruit of *Ceanothe phellandrium*, water-fennel, a shrub of marshy regions of Europe and Asia.

Phelps' operation [Abel Mix Phelps, New York surgeon, 1851-1902.] Division of all the soft parts on the inner border of the foot, including the ligaments and tendons, followed by forcible correction, in the treatment of talipes varus.

phenacetin (fen-as'e'-tin), **phenacetin'um** (Br.). Acetphenetidin, acetphenetidinum (U.S.).

phenal'gene. Trade name of an analgesic preparation said to contain acetanilide.

phenal'gin. Trade name of a powder, claimed to be a mixture of acetanilide, ammonium carbonate, and sodium bicarbonate; employed for the same purposes as acetanilide in doses of gr. 3-15 (0.2-1.0).

phen'alín. Trade name of a preparation of phenolphthalein; laxative.

phen'amine. Phenocoll.

phenan'threne. A hydrocarbon, isomeric with anthracene, derived from coal-tar; it occurs in the form of colorless plates.

phe'rate. Carbolate, a salt of phenic acid.

phen'azone, **phenazo'num** (Br.). Antipyrina (U.S.) a coal-tar derivative occurring in pearly crystalline scales or powder of bitterish taste, freely soluble in water, alcohol, and chloroform. **analgesic p.**, antipyretic, in doses of gr. 3-30 (0.3-3.0).

phe'negol. A compound of mercury and potassium nitrophenolsulphonate, a reddish brown powder, without odor or taste; antiseptic. employed as a sterilizer of surgical instruments.

phenet'idín. A substance formed in the course of manufacture of acetphenetidin. **p. acetylcylate**, **p. salicylac'etate**, phenosal.

phenetidín'uria. The presence of phenetidin in the urine, sometimes noted after the exhibition of acetphenetidin.

phen'etol. An oily liquid, the ethylic ester of phenolphobia (feng'go-to'li-ah) [G. *phobos*, fear, light, + *phobos*, fear.] A dread of the daylight; comfort being felt only at night.

phen'ic acid. Carboic acid, phenol.*

phen'icate. To impregnate or mix with phenic acid.

phen'idín. Acetphenetidin.

phen'ocoll. Aminoacetphenetidin, glycoacetylphenetidin, phenamine, a derivative of acetphenetidin; analgesic, antipyretic, diaphoretic, in doses of 8-12 (0.5-0.8). **p. hydrochloride**, amaro-acetylphenetidin hydrochloride, a white crystalline powder of sharp saline taste; employed in analgesia and, combined with piperazine, in rheumatism, arthritis in doses of gr. 7½-15 (0.5-1.0). **p. salicylate**, salocoll.

phen'ocres'osote. Trade name of a mixture of phenol and cresote.

phe'nodin [G. *phoinodes*, of blood-red appearance.] Hematin.

phe'noí (U.S.). Acidum carbolicum (Br.), phenic alcohol, phenyl hydrate, phenic acid, carboic acid, C₆H₅O₂; occurs in the form of colorless crystals, liquefied by the addition of 10 per cent. of water; antiseptic and disinfectant; locally escharotic and anesthetic in concentrated form; internally a powerful escharotic poison (camphorated oil recommended as an antidote). Liquefied phenol (with addition of 10 per cent. of water) employed internally for flatulent dyspepsia arising in typhoid fever and other infectious diseases in doses of ʒj-1 (0.03-0.06) well diluted. **p. iodatum**, iodised phenol, acidum carbolicum iodatum (N.F.). **p. liquefactum** (U.S.), acidum carbolicum liquefactum (Br.), an aqueous solution containing 86.4 per cent. of pure phenol.

phe'notated. Phenicated, carbolated, impregnated, or mixed with phenol.

phe'nolin. Trade name of a cresol-containing disinfectant.

phenol'ogy, **phenol'ogy** [G. *phaino*, I appear. I shine forth, + *-logia*.] The branch of climatology which deals with the effects of the recurring seasons of heat and cold upon animal life and animal diseases.

phenolphthaleín (fe-nol'-thal'e-in) (Br.). Fugue obtained by the action of phenol on phthalic anhydride; a crystalline substance employed as a reagent, being turned red by alkalis, and on a purgative in doses of gr. 1-10 (0.06-0.6).

phenolphthalín (fe-nol'-thal'in). Dihydroxy methane carbonic acid, the leuco-compound of

phenolphthalein which is converted into the latter by oxidation; employed as a test for blood in Meyer's* reagent.

phenolquinine. Quinine carboles.

phenolsulphonophthalein (fē'nol-sul'fōn-fthal'e-in).

A bright red crystalline powder readily soluble in alkaline solutions; it is non-toxic and is excreted in the urine with great rapidity, and is therefore employed as a test for the estimation of the functional activity of the kidneys. **p. test**, permeation test; the patient having drunk a glass or two of water, 1 c.c. of a 0.6 per cent. solution of **p.** is injected hypodermically; the time between this injection and the appearance of a pink tinge in the urine as it falls in an alkaline solution is noted; the amount excreted in each of the next two hours is then estimated by chromatometry.

phenolsulphon'ic acid. Acidum sulphocarbolicum.

phenom'emon, pl. *phenom'ena* [G. *phainomenon*; *phainomai*, I appear.] 1. A symptom; an occurrence of any sort, whether ordinary or extraordinary, in relation to a disease. 2. Any unusual fact or occurrence. **arm p.**, Pool's* phenomenon (2). **Bordet-Gengou p.**, **Neisser-Wechsberg p.**, **Pfeiffer's p.**, etc., see the proper names. **diaphragm p.**, see under *diaphragm*. **facia'lis p.**, light rubbing of the skin or a tap on the zygoma causes a quick contraction of the lip and ala nasi; sometimes percussion above the zygoma causes contraction of the lip only; observed in tetany and sometimes in exophthalmic goiter. **finger p.**, extension and abduction of the fingers when the arm is raised in cases of slight partial hemiplegia. **leg p.**, Pool's* phenomenon (1). **orbicula'ris p.**, paradoxical pupil p. **pal'moplan'tar p.**, Filipowicz's* symptom. **paradox'ical diaphragm p.**, see under *diaphragm*. **paradox'ical pu'pil p.**, contraction followed by dilatation of the pupil upon forcible closure of the eyelids, or upon the attempt to close them while they are held apart. **phrenic p.**, see under *diaphragm*. **toe p.**, Babinski's* phenomenon.

phenopy'rine. A mixture of equal parts of phenol and antipyrine; an oily antiseptic fluid.

phenoresorcin (fē'no-re-zor'sin). A mixture of phenol, 2 parts, and resorcin, 1 part; recommended for external use in eczema, seborrhea of the scalp, and other skin diseases.

phen'osal. Phenetidid acetosalicylate or salicylacetate, a colorless crystalline powder, slightly soluble in water; employed as an antipyretic and analgesic in rheumatism and neuralgia, in doses of gr. 5-15 (0.3-1.0).

phenosal'yl. Trade name of a mixture of phenol 9, salicylic acid 1, lactic acid 2, menthol 0.1; employed externally in eczema in 1 per cent. solution, and in conjunctivitis in 0.2-0.4 per cent. solution.

phenosuc'cin. Pyrantin.

phenosuc'cinate. A compound of amidosuccinic acid with phenol and a base, usually sodium; antipyretic and analgesic in doses of gr. 5-15 (0.3-1.0).

phenotype (fē'no-tip) [G. *phainō*, I display, show forth, + *typos*, model.] Noting, in heredity, all the individuals bearing the same characters.

phenoz'in. Trade name of carbon tetrachloride, CCl₄, employed as a local or general anesthetic.

phenoxycaffeine (fē-noks'ī-caf'e-ēn). A white crystalline powder, C₁₁H₁₁O₅N₃; recommended in migraine and neuralgia in doses of gr. 4 (0.25).

phenoz'ygon [G. *phainō*, I show, + *zygon*, yoke.] Having a narrow cranium as compared with the

width of the face, so that when the skull is viewed from above, the zygomatic arches are visible.

phen'yl. The univalent radical, C₆H₅, of phenol. **p. al'cohol**, **p. hy'drate**, carboles acid, phenol.* **p. sal'icylate**, phenylis* salicylas.

phenylal'anin. Phenylamidopropionic acid; a decomposition product of albumin, C₉H₁₁NO₂.

phen'yliam'idopropion'ic acid. Phenylalanin.

phenyl'amine. Aniline. **p. acetosal'icylate**, salacetin.

phenylben'zamide. Benzanilide.

phenylchinaldin (fēn-il-kin-al'din). Phenylquinaldin.

phenylchinolin (fēn-il-kin'o-lin). Phenylquinolin.

phen'yldimeth'ylypyraz'olon. Antipyrine.

phen'ylenedi'amine hydrochlo'ride. A light reddish crystalline powder, employed in the diarrhoea of tuberculosis in doses of gr. 2-4 (0.13-0.25).

phenylgluco'sazone. A derivative of dextrose by the action of phenylhydrazine hydrochloride; a yellow crystalline powder giving the reaction in the phenylhydrazine test for sugar in the urine.

phenylhy'drazine. A colorless liquid, C₆H₅NH.NH₂, the hydrochloride of which is used as a reagent for the detection of sugar in the urine; the reaction forms crystals of phenylglucosazone.

phenyl'ic acid. Phenic acid, phenol.*

phenylis sal'icylas (fēn'ī-lis sal-i-sī'las). (U.S.)

Phenyl salicylate, salol (Br.), the salicylic ester of phenyl, the phenylic ester of salicylic acid; occurring as fine white crystals or a crystalline powder, insoluble in water, of a slight but rather disagreeable taste and faint aromatic odor; antiseptic and antipyretic, employed in rheumatism, diarrhea, cystitis, pharyngitis, diabetes, and a number of other conditions in doses of gr. 5-10 (0.3-0.6).

phenylmeth'ane. Toluol.

phenylmethylacetone (fēn'il-meth'il-as'e-tōn). Acetphenone.

phen'yhone. Antipyrine.

phenylquinaldin (fēn-il-kwin-al'din). An antiperiodic and analgesic obtained by the interaction of hyponone, aniline, aldehyde, and hydrochloric acid; given in doses of gr. 1-3 (0.06-0.2).

phenylquinolin (fēn-il-kwin'o-lin). A phenylic derivative of quinolin; antiperiodic.

phenylsulphonic (fēn-il-sul-fon'ik). Relating to the radical, phenylsulphone (C₆H₅-SO₂), forming with arsenic and with mercury groups of treponemical substances—the hectines and hectargyres respectively.

phenylu'rethane. Euphorin.

phes'in. Acetphenetidid-sodium-sulphonate, a sulpho-derivative of acetphenetidid; a light brownish red odorless powder, soluble in water; antipyretic and analgesic in doses of gr. 8-15 (0.5-1.0).

phi'al [G. *phialē*, a drinking-bowl.] Vial.

philan'thropist [G. *phileō*, I love, + *anthrōpos*, man.] One who works for the good of his fellow man.

philan'thropy [G. *phileō*, I love, + *anthrōpos*, man.] A practical benevolence and love of one's fellows, manifested by active works for the betterment of the individual and of mankind.

Phil'ip's glands [Robert William Philip, Scotch physician, *1857.] Enlarged deep glands just above the clavicle, found always in children with pulmonary tuberculosis and occasionally in others.

philocy'tase [G. *phileō*, I love, + *kytos*, cell.] Immune body, amboceptor.

philoden'dron [G. *phileō*, I love, + *dendron*, a tree.] The seed of *Philodendron bipinnatifidum*, a tree of India; anthelmintic.

philoneism (fi-lo'ne-izm) [G. *phileō*, I love, + *neos*, new.] An extreme love of novelty.

philopat'ridoma'nia [G. *philopatris*, loving one's country, + *mania*, frenzy.] Homesickness carried to the point of insanity.

phil'trum [L. from G. *philtron*, a love-charm.] 1. A philter or love-potion. 2. The infranasal depression, the groove in the midline of the upper lip.

phimo'sis [G. a muzzling.] Narrowness of the opening of the prepuce preventing its being drawn back over the glans. **p. vagina'lis**, narrowness of the vagina.

phlebarteriectasia (fleb-ar-te'ri-ek-ta'si-ah) [G. *phleps*(*phleb*-), vein, + *artēria*, artery, + *ektasis*, extension.] General dilatation of the blood-vessels.

phlebe'ctasia (fleb-ek-ta'si-ah) [G. *phleps*(*phleb*-), vein, + *ektasis*, extension.] Dilatation of the veins, varicosity.

phlebec'tomy [G. *phleps*(*phleb*-), vein, + *ektomē*, excision.] Excision of a segment of a vein, performed sometimes for the cure of varicose veins.

phlebectop'ia, **phlebectopy** [G. *phleps*(*phleb*-), vein, + *ektōpos*, out of place.] Dislocation of a vein; an abnormal course of a vein.

phlebemphrax'is [G. *phleps*(*phleb*-), vein, + *emphraxia*, a stoppage.] Venous thrombosis.

phleb'in [G. *phleps*(*phleb*-), vein.] An assumed pigment in venous blood, deoxidized hemoglobin.

phlebismus (flē-biz'mus). Venous congestion and phlebe'ctasia.

phlebit'ic. Relating to inflammation of a vein.

phlebitis (flē-bi'(be'tis) [G. *phleps*(*phleb*-), vein, + *-itis*.] Inflammation of a vein. **adhe'sive p.**, a form of p. in which the walls adhere, leading to obliteration of the vessel. **p. nodula'ris necro'tis'ans**, a circumscribed inflammation of the veins of the skin, leading to the formation of nodules which subsequently ulcerate. **puer'peral p.**, phlegmasia alba dolens. **sinus p.**, inflammation of a cerebral sinus.

phlebocholosis (fleb-o-ko-lo'sis) [G. *chōlos*, maimed.] Disease of a vein.

phleb'ogram [G. *phleps*(*phleb*-), vein, + *gramma*, writing.] A tracing of the venous pulse.

phleb'ograph [G. *phleps*(*phleb*-), vein, + *graphō*, I record.] An instrument for making a tracing of the venous pulse, a venous sphymograph.

phlebog'raphy [G. *phleps*(*phleb*-), vein, + *graphē*, a description.] A treatise on or a description of the veins.

phleb'oid [G. *phleps*(*phleb*-), vein, + *eidōs*, resemblance.] 1. Resembling a vein. 2. Relating to a vein or veins, venous. 3. Containing many veins.

phleb'olite, **phleb'olith** [G. *phleps*(*phleb*-), vein, + *lithos*, stone.] Veinstone, a concretion in a vein resulting from the calcification of an old thrombus.

phlebolith'i'asis. The formation of phleboliths or venous concretions.

phlebo'logy [G. *phleps*(*phleb*-), vein, + *-logia*.] The branch of medical science which treats of the anatomy and diseases of the veins.

phlebometritis (fleb-o-me-tri'(tre'tis). Inflammation of the uterine veins.

phlebomyomatosis (fleb'o-mi-o-mā-to'sis) [G. *phleps*(*phleb*-), vein, + *myōma*.] Thickening of the walls of a vein by an overgrowth of muscular fibers arranged irregularly, intersecting each other without any definite relation to the axis of the vessel.

phlebophthalmot'omy [G. *phleps*(*phleb*-), vein, +

ophthalmos, eye, + *tomē*, incision.] Ophthalmoplebectomy.

phleborrha'gia [G. *phleps*(*phleb*-), vein, + *rhagē*, I burst forth.] Venous hemorrhage, bleeding from a vein.

phlebor'rhap'hy [G. *phleps*(*phleb*-), vein, + *rhap'he*, seam.] Suture of a vein.

phleborrhex'is [G. *phleps*(*phleb*-), vein, + *rhēxis*, rupture.] Rupture of a vein.

phlebosclero'sis [G. *phleps*(*phleb*-), vein, + *sclērō*, hardening.] Fibrous hardening of the walls of the veins.

phlebotasia (fleb-o-sta'si-ah) [G. *phleps*(*phleb*-), vein, + *stasis*, a standing still.] "Blood-vein phlebotomy," compression of the veins of the extremities with consequent temporary abstraction of a certain amount of blood from the general circulation.

phlebotrep'sis [G. *phleps*(*phleb*-), vein, + *trepein*, a twisting.] Twisting the cut or torn end of a vein to arrest hemorrhage.

phleb'othrombo'sis [G. *phleps*(*phleb*-), vein, + *thrombōsis*, a curdling.] Thrombosis, or clotting, in a vein.

phleb'otome [G. *phleps*(*phleb*-), vein, + *temnō*, cutting.] A fleam or lancet for use in bloodletting.

phlebot'omist. One who advocates and practices bloodletting.

phlebotomize. To perform phlebotomy.

Phlebot'omus [G. *phleps*(*phleb*-), vein, + *temnō*, cutting.] A genus of blood-sucking sand-flies of the family *Psychodidae*; several species are found in southern Europe, the Sudan, Uganda, and Ceylon, one of which, *P. pappatasi*, is believed to transmit the infection of pappataci.* **p. pappataci*** fever.

phlebot'omy [G. *phleps*(*phleb*-), vein, + *temnō*, incision.] Bloodletting, venesection, incision of a vein for the purpose of drawing blood. **bloodless p.**, phlebotasis.

phlegm (flem) [G. *phlegma*, inflammation.] 1. Mucus. 2. One of the four humors of the body according to the ancients; these were black phlegm, yellow bile, or choler, and black bile, or melancholer. 3. Self-restraint, calmness, apathy.

phlegma'sia [G. *phlegma*, flame.] Inflammation, especially when angry in character. **cellulitic p.**, inflammatory swelling of the leg, following childbirth, due to septic inflammation of the connective tissue. **p. alba dolens** [L. *alba*, white; *dolens*, causing pain], milk-leg, an extreme edematous swelling of the leg following childbirth, due to thrombosis of the veins which drain the part. **p. dolens**, cellulitic **p. thrombotic p.**, **p. alba dolens**.

phlegmat'ic [G. *phlegmatikos*, relating to phlegm.] Relating to the heavy one of the four humors (see *phlegm*), and therefore calm, apathetic, unexcitable.

phleg'mon [G. *phlegmonē*, inflammation.] Acute suppurative inflammation of the subcutaneous connective tissue. **diffuse p.**, phlegmonous cellulitis, a diffuse inflammation of the subcutaneous tissues accompanied by constitutional symptoms of sepsis. **gas p.**, a form attended with more or less extensive emphysema, due to the presence of one of the varieties of *Bacillus aerogenes*. **igneous p.**, Reclus's disease (2).

phleg'monous. Relating to a phlegmon, acute inflammation of the subcutaneous connective tissues.

phlo'em [G. *phloios*, bark.] In botany, the inner layer, or vascular tissue containing sieve-tubes, lying beneath the epidermis.

phlogis'tic [G. *phlogistos*, inflammable.] Inflammation.

phlogocyte (flo-go-sit) [G. *phlogōsis*, inflammation, + *kytos*, cell.] One of a number of cells present in the tissues during the course of an inflammation; plasma-cell, Türck's cell, stimulation cell, irritation cell.

phlogocytosis (flo-go-si-to'sis). A blood state in which there are many plasma-cells or phlogocytes in the peripheral circulation.

phlogogenic, **phlogogenous** (flo-go-jen'ik, flo-goj'en-us) [G. *phlos* (phlog-), flame, + *gennaō*, I produce.] Exciting inflammation.

phlogosin [G. *phlogōsis*, inflammation.] A substance, isolated from cultures of pus-producing cocci, injections of sterilized solutions of which will excite suppuration.

phlogo'sis [G. *phlogōsis*, a burning.] 1. Inflammation. 2. Specifically, erysipelas.

phlogot'ic. Phlogistic, inflammatory.

phlor'etin. A yellowish powder obtained by boiling phloridzin with dilute sulphuric acid; recommended as an antipyretic.

phlor'idzin, **phlor'rhizin** [G. *phloios*, bark, + *rhisā*, root.] A glucoside obtained from the bark of the roots of apple, pear, plumb, and cherry trees, occurring in white silky acicular crystals of a sweetish bitter taste; large doses produce glycosuria, and the drug is employed to induce diabetes experimentally in animals; it has also been employed as an antiperiodic and tonic in doses of gr. 5-10 (0.3-0.6).

phloroglu'cin, **phloroglu'cinol**, **phloroglu'col**. An isomer of pyrogallol, obtained from resorcinol by fusion with caustic soda; a whitish or yellowish crystalline powder, employed as a reagent with vanillin (Günzburg's reagent) as a test for hydrochloric acid, with which it gives a bright red color.

phlycte'na, **phlycten'a**, pl. **phlycte'næ**, **phlycta'na** [G. *phlyktaina*, a blister.] A small vesicle, especially one of a number of small blisters following a burn of the first degree.

phlyc'tenar. Relating to or marked by the presence of vesicles or phlyctenæ.

phlyc'tenoid [G. *phlyktaina*, blister, + *eidōs*, resemblance.] Relating to or resembling a phlyctena, or vesicle.

phlycteno'is. The occurrence of phlyctenæ; a disease marked by a phlyctenar eruption.

phlyc'tenous. Phlyctenar.

phlycten'ula, pl. **phlycten'ulæ** [dim. of G. *phlyktaina*, blister.] A small red nodule of lymphoid cells, with ulcerated apex, occurring in the conjunctiva.

phlycten'ular. Relating to a phlyctenula.

phlyc'tenule. Phlyctenula.

phlyso'em'id. Trade name for Koch's bacilli emulsion in capsule form.

phlyza'cium [G. *phlyzaktion*, a pimple.] 1. Phlyctena. 2. Ecthyma.

pho'bia [G. *phobos*, fear.] Any unreasonable or insane dread or fear. The word is employed as a suffix to many terms expressing the object which inspires the fear.

air, aerophobia. animals, zoophobia. bacteria, bacteriophobia. microbiophobia. bees, apiphobia. melissophobia. being alone, autophobia. monophobia. being beaten, rhabdophobia. being bound, merinthophobia. being buried alive, taphophobia. taphophobia. being dirty, automyophobia. being egotistical, autophobia. being stared at, scopophobia. blood, hematophobia. hemaphobia. blushing, erethophobia. cancer, carcinoma. cat, ailurophobia. gatophobia. children, pedilophobia. cold, psychrophobia. colors, chromatophobia. crowds, ochlophobia. dampness, hygrophobia. daylight, phengophobia. death, necrophobia,

thanatophobia. deformity, dysmorphophobia. devil, demonophobia. dirt, mysophobia. rhyphobia. disease, nosophobia. pathophobia. disorder, ataxiophobia. dogs, cynophobia. dolls, pediophobia. draft, anemophobia. drugs, pharmacophobia. electricity, electrophobia. elevated places, acrophobia. empty rooms, cenophobia. enclosed spaces, claustrophobia. clethrophobia. everything, panophobia. panphobia. pantophobia. fire, pyrophobia. food, sitophobia. fur, doraphobia. gaiety, cherophobia. glass, crystallophobia, hyalophobia. God, theophobia. heat, thermophobia. heights, acrophobia. house, domatophobia. human beings, anthropophobia. infection, molysmophobia. mysophobia. itch, acariphobia, scabiophobia. light, penophobia. photophobia. lightning, astraphobia. keraunophobia. love, in its physical expression, erotophobia. making false statements, mythophobia. marriage, gamophobia. men (males), androphobia. missiles, ballistophobia. moisture, hygrophobia. monstrosities, teratophobia. nakedness, gymmophobia. names, onomatophobia. needles, belonophobia. noise or loud talking, phonophobia. novelty, neophobia. odors, osmophobia; body odors, bromidrosiophobia. open spaces, agoraphobia, cenophobia, kenophobia. pain, algophobia. odynophobia. parasites, parasitophobia; phthiriophobia, pediculophobia (lice), helminthophobia (worms). pins, belonophobia. places, topophobia. poisoning, toxicophobia. pregnancy, maieusiophobia. precipices, cremonophobia. rables, lysophobia. railways, siderodromophobia. rivers, potamophobia. sea, thalassophobia. self, autophobia. sexual intercourse, coitophobia, cyriophobia. sexual love, erotophobia. sharp objects, belonophobia, aichmophobia. skin of animals, doraphobia. snakes, ophiophobia. society, anthropophobia. solitude, eremophobia. speaking, lalophobia. spirits, demonophobia. standing upright, stasophobia. stealing, cleptophobia. stillness, eremophobia. sun, heliophobia. surgical operations, ergasiophobia. tabs dorsalis, ataxophobia. teeth, odontophobia. thirteen at table, triakadekaphobia. thunder, keraunophobia. ceraunophobia, tonitrophia. touching or being touched, haphophobia, aichmophobia. tuberculosis, phthisiophobia. tuberculophobia. uncovering the body, gymmophobia. vehicles, amaxophobia. venereal disease, cyridiophobia. wind, anemophobia. vomiting, emetophobia. walking, basophobia. water, hydrophobia. women, gynephobia. work, ergasiophobia. worms, helminthophobia.

Phocas's disease' (fo-kah') [B. G. *Phocas*, French physician, contemporary.] Tillaux's* disease.

phocom'elus [G. *phōkē*, a seal, + *melos*, extremity.]

A monster whose hands and feet seem to be attached directly to the shoulders and hips without the intervention of arms and legs.

phonac'oscope [G. *phōnē*, voice, + *akouō*, I listen, + *skopeō*, I examine.] An instrument for increasing the intensity of the percussion note or of the voice sounds, the examiner's ear or the stethoscope being placed on the opposite side of the chest.

phonaco'scopy. Examination of the chest by means of the phonacoscope.

pho'nal [G. *phōnē*, voice.] Relating to the voice.

phona'tion [G. *phōnē*, voice.] The utterance of sounds by means of vocal cords. **sub-energet'ic p.**, hypophonia. **superenerget'ic p.**, hyperphonia.

pho'natory. Relating to phonation.

phonautograph (fōn-aw'to-graf) [G. *phōnē*, voice, + *autos*, self, + *graphō*, I record.] An instrument for registering the vibrations of the voice or any other sound.

phonen'doscope [G. *phōnē*, voice, + *endon*, within, + *skopeō*, I examine.] A stethoscope which, by means of two parallel plates of gutta-percha, one resting on the patient's chest or attached to a



PHOCOMELUS, WITH DOUBLE HARELIP.

stethoscope tube, the other vibrating in unison with it, intensifies the auscultatory sounds.
phonetic [G. *phōnētikos*.] Relating to speech or to the voice.
phonetics. The science of speech and of pronunciation; phonology.



BIANCHI'S PHONENDSCOPE.

pho'nic. Relating to sound or to the voice; phonetic.
pho'nism. One of the complex forms of auditory hallucinations, or hearing of voices.
phonocardiog'raphy [G. *phōnē*, sound, + *kardia*, heart, + *graphō*, I record.] Registration of the heart sounds; the sounds, received by a stethoscope and magnified by a resonator, cause vibrations in a tuning-fork; these excite a microphone which sets in action an electromagnetic signal apparatus, the movements of which are registered by means of a pantograph.
phonology [G. *phōnē*, voice, + *-logia*.] The science of vocal sounds, or of pronunciation; phonetics.
phonoma'nia [G. *phōnē*, murder, + *mania*, frenzy.] Homicidal mania.
phonomassage (fo-no-mas-sazh'). The imparting of movements to the ossicles by means of loud noises directed into the external auditory meatus.
phonom'eter [G. *phōnē*, sound, + *metron*, measure.] An instrument for measuring the pitch and intensity of sounds.
phonomyoclonus (fo-no-mi-ok'lo-nus [G. *phōnē*, sound, + *mys*, muscle, + *klonos*, tumult.] A condition in which fibrillary muscular contractions are present, as evidenced by the sound heard on auscultation, even though they are not visible.
phonop'athy [G. *phōnē*, sound, + *pathos*, suffering.] Any disease of the vocal organs affecting speech.
phonopho'bia [G. *phōnē*, sound, voice, + *phobos*, fear.] 1. An insane fear of speaking above a whisper. 2. An exaggerated aversion to any sound.
pho'nophore [G. *phōnē*, sound, + *phoros*, a bearer.] 1. One of the ossicles of the ear. 2. A form of binaural stethoscope with a bell-shaped chest-piece into which project the recurved extremities of the sound-tubes.
pho'nophotog'raphy [G. *phōnē*, sound, + *phōs*(phōt-) light, + *graphō*, I write.] The recording on a moving photographic plate of the movements imparted to a diaphragm by sound-waves.
phonopneumomassage (fo'no-nu'mo-mas-sazh') [G. *phōnē*, sound, + *pneuma*, air.] Phonomassage

combined with the forcing of a jet of air into the external auditory meatus.
phonop'sia [G. *phōnē*, sound, + *opsis*, vision.] A condition in which the hearing of certain sounds gives rise to a subjective sensation of color.
pho'noscope [G. *phōnē*, sound, + *skopē*, I see.] An instrument for photographing the beat sounds; the vibrations are transmitted to a bar of soap with a silvered glass thread attached, and the movements of the latter are recorded on a photographic plate.
pho'ria. The position of the eyeball as regards the direction of its visual axis; the term is always qualified by a prefix, such as *orthophoria*, *hyperphoria*, *hypophoria*, etc.
phorocyte (for'o-sit) [G. *phoros*, bearer, + *kytos*, cell.] A connective-tissue cell.
phorocyto'sis. An increase in the number of connective-tissue cells.
phorom'eter [G. *phora*, movement, + *metron*] An instrument for applying Graefe's test for *heterophoria*.
phor'oplast [G. *phoros*, a bearer, + *plastos*, I-form.] Connective tissue.
phor'otone [G. *phora*, motion, + *tonos*, tension.] A prism for exercising the eye muscles in cases of imbalance.
phoro'zo'on [G. *phora*, motion, + *zōon*, animal.] The non-sexual generation in the life history of an animal organism which passes through several phases of existence.
phose (fōz) [G. *phōs*, light.] A subjective perception of a bright spot or patch.
phosgen'ic. Photogenic.
pho'sis. The production of a phose.
pho'sote. Creosote phosphate.
phos'phagon. Trade name of an elixir of various hypophosphates.
phos'phate. A salt of phosphoric acid; for the official phosphates, see under the name of the base. *alkaline p.*, the phosphate of sodium; of potassium; these are acid salts, but are called alkaline because they are salts of the alkali metals. *triple p.*, ammonio-magnesian phosphate, $(\text{NH}_4)_2\text{MgPO}_4$.
phos'phated. Containing phosphates.
phosphat'ic. Relating to or containing phosphates.
phosphatide (fos'fā-tid). 1. A lecithin containing nitrogen and phosphorus. 2. A lecithinoproter.
phos'phatol [phosphate + L. *oleum*, oil.] Trade name of a mixture of phosphorus trichloride and creosote; recommended in tuberculosis.
phosphatoptosis (fos'fā-top-to'si-ah) [phosphate + G. *ptōsis*, a falling.] An abnormal precipitation of phosphates in the urine; *phosphaturia* (1).
phosphatu'ria [phosphate + G. *ouron*, urine] 1. A condition in which there is an excessive excretion of phosphates in the urine. 2. An abnormal deposit of earthy phosphates or triple phosphate in consequence of increased alkalinity of the urine. *phosphatoptosis*.
phosphene (fos'fēn) [G. *phōs*, light, + *phainō*, I show.] A subjective sensation of light produced by pressure upon the eyeball. *accommodation p.*, a p. occurring during accommodation, caused by contraction of the ciliary muscle.
phosph'er'got. Trade name of a mixture of creosote and sodium phosphate, recommended in states of mental depression.
phos'phide. A compound of phosphorus with another element.
phos'phin. Phosphureted hydrogen, hydrogen phosphide, PH_3 .
phos'phite. A salt of phosphorous acid.

phosphocarnic acid. Nucleon, carnic acid combined with phosphorus, found in milk and muscle.

phosphoguaiacol. Guaiacol phosphite.

phosphonium. A univalent radical, PH_4 , having chemical relations similar to those of ammonium.

phosphoprotein (fos-fo-pro'te-in). Nucleoalbumin, nucleoprotein, a conjugated protein, a compound of protein with some substance, other than lecithin or nucleic acid, containing phosphorus; casein and vitellin are phosphoproteins.

phosphorated. Phosphureted.

phosphorescence (fos-fo-res'ens) [G. *phōs*, light, + *phoros*, bearer.] The quality or property of emitting light without active combustion or the production of heat.

phosphorescent. Having the property of phosphorescence.

phosphorhidrosis, phosphoridrosis [G. *phōs*, light, + *phoros*, bearing, + *hidrōsis*, sweating.] Phosphorescent sweating.

phosphoric acid. Acidum phosphoricum.

phosphorism. Chronic poisoning with phosphorus.

phosphorized. Containing phosphorus.

phosphorous acid. An acid, H_3PO_3 , occurring in the form of a syrupy liquid; it combines with bases to form phosphites which, according to amount of the dibasic phosphorous acid present, are called acid phosphites and neutral phosphites.

phosphuria. 1. The passage of phosphorescent urine. 2. Phosphaturia.

phosphorus [G. *phōs*, light, *phoros*, bearer.] (U.S., Br.) A non-metallic chemical element (?), symbol P, atomic weight 31, occurring extensively in nature, always in combination, and in many animal tissues—bone, muscles, and nerves. It comes usually in sticks, colorless, of soft solid consistence, with lustrous cut surface; it has a great affinity for oxygen, inflaming in the air at a temperature only a little above 100°F . and burning with an intensely bright light and great heat; at ordinary temperatures it oxidizes slowly, being luminous in the dark. It occurs also in an allotropic form as *amorphous* or *red p.* (see below). Phosphorus is exceedingly poisonous, causing intense inflammation and fatty degeneration; inhalation of the fumes by workers in phosphorus may cause necrosis of the jaw (*phossy jaw*). It is employed in the treatment of rickets and other conditions of malnutrition of the bones, and in neurasthenia and sexual impotence, in doses of gr. $\frac{1}{10}$ (0.0006).

amorphous or **red p.**, an allotropic form of phosphorus formed by heating ordinary p., in the absence of oxygen, to 500°F .; it occurs as an amorphous dark red mass or powder, non-poisonous, and much less inflammable than ordinary p.; it may be reconverted to the latter by heating to 850°F . in nitrogen gas. **vit'reous p.**, ordinary, colorless, semitranslucent p.

phosphal. Creosote phosphite.

phosphotungstic acid. A mixture of phosphoric and tungstic acids; used as a reagent in testing for alkaloïds.

phosphuret. Phosphide.

phosphureted, phosphuretted. Forming a compound with phosphorus. **p. hydrogen**, phosphin.

phosphuria. Phosphaturia.

phossy jaw. Necrosis of the jaw from phosphorus poisoning.

photalgia [G. *phōs*(*phōt*-), light, + *algos*, pain.] Pain caused by light; an extreme degree of photophobia.

photesthesia, photesthesia (fo-tes-the'zi-ah) [G. *phōt*(*phōt*-), light, + *aisthēsis*, sensation.] 1.

The perception of light. 2. Photophobia.

photism. The production of a subjective sensation of light or color by a stimulus to another sense organ, such as of hearing, taste, or touch.

photobacteria. Bacteria the cultures of which are phosphorescent.

photobiotic [G. *phōs*(*phōt*-), light, + *bios*, life.] Living or flourishing only in the light.

photochemistry (fo-to-kem'is-trī) [G. *phōs*(*phōt*-), light.] The branch of chemistry which treats of the chemical changes set in action by light.

photocinet'ic [G. *phōs*(*phōt*-), light, + *kīnētikos*, relating to movement.] Relating to movement caused by light.

photodynam'ic [G. *phōs*(*phōt*-), light, + *dynamis*, force.] Relating to the energy or force exerted by light.

photodyspno'ria [G. *phōs*(*phōt*-), light, + *dysphoria*, extreme discomfort.] Extreme photophobia, photalgia.

photoelectricity (fo-to-e-lek-tris'tī-tī). Electricity produced by the action of light.

photogene (fo-to-jēn) [G. *phōs*(*phōt*-), light, + *gennaō*, I produce.] A prolonged retinal image, after-image.

photogen'esis [G. *phōs*(*phōt*-), light, + *genesis*, production.] The production of light; phosphorescence.

photogen'ic, photogenous (fo-toj'en-us) [G. *phōs*(*phōt*-), light, + *gennaō*, I produce.] Light-producing, phosphorescent.

photohemotachometer, photohæmotachometer (fo-to-hem'o-tak-om'e-ter) [G. *phōs*(*phōt*-), light, + *haima*, blood, + *tachos*, speed, + *metron*, measure.] An appliance for recording photographically the rapidity of the blood-current.

photokinet'ic. Photocinetic.

photol'ysis [G. *phōs*(*phōt*-), light, + *lysis*, solution.] Decomposition under the influence of light.

photolyte. Any product of decomposition by light.

photoma'nia [G. *phōs*(*phōt*-), light, + *mania*, frenzy.] 1. An insane desire for light. 2. Insanity caused by prolonged exposure to intense light.

photom'eter [G. *phōs*(*phōt*-), light, + *metron*, measure.] An instrument for measuring the intensity of light. **Foerster's p.**, see under *Foerster*.

photom'etry. The measurement of the intensity of light.

photomicrograph [G. *phōs*(*phōt*-), light, + *mikros*, small, + *graphē*, a record.] An enlarged photograph of an object as seen under the microscope. Distinguished from *microphotograph*.

photomicro'graphy. The production of a photomicrograph.

photon'osis [G. *phōs*(*phōt*-), light, + *nosos*, disease.] Any disease caused by prolonged exposure to intense light.

photopho'bia [G. *phōs*(*phōt*-), light, + *phobos*, fear.] Abnormal sensitiveness to light, especially of the eyes.

photopho'bic. Relating to or suffering from photophobia.

photophore [G. *phōs*(*phōt*-), light, + *phoros*, bearer.] A lamp with reflector used in laryngoscopy and in the examination of other internal parts of the body.

photop'sia, phot'opsis [G. *phōs*(*phōt*-), light, + *opsis*, vision.] A subjective sensation of light, especially in the form of flashes or sparks.

photoptom'eter [G. *phōs*(*phōt*-), light, + *optos*, visible, + *metron*, measure.] Foerster's* optometer.

photoptom'etry [G. *phōs*(*phōt*-), light, + *optos*, visible, + *metron*, measure.] Measurement of the perception of light.

photoradiom'eter [G. *phōs*(*phōt*-), light, + L. *radius*, a ray, + G. *metron*, measure.] An instrument for determining the penetrating power of light, Roentgen, or radium rays.

pho'toscope [G. *phōs*(*phōt*-), light, + *skopeō*, I view.] Skiascope, fluoroscope.

photos'copy. Skiascopy, fluoroscopy.

phototax'is [G. *phōs*(*phōt*-), light, + *taxis*, orderly arrangement.] Reaction of living protoplasm to the stimulus of light, whereby the animal or plant is attracted (*positive* phototaxis) or repelled (*negative* phototaxis) by a luminous body; phototropism.

photother'apy [G. *phōs*(*phōt*-), light, + *therapeia*, treatment.] Treatment of disease by means of light rays.

photot'ropism [G. *phōs*(*phōt*-), light, + *tropē*, a turning.] Phototaxis.

photox'ylin. A substance resembling pyroxilin, made from wood-pulp; it is used in the manufacture of a substance resembling collodion and employed for the same purposes.

photu'ria [G. *phōs*(*phōt*-), light, + *ouron*, urine.] The passage of phosphorescent urine.

Phragmid'iothrix [G. *phragma*, hedge, + *idios*, separate, + *thrix*, hair.] A genus of *Chlamydobacteriaceae*, including the marine forms in which division occurs in three planes, the cells being enclosed in an almost invisible sheath.

phren [G. *phrēn*, the diaphragm, heart, seat of emotions, mind.] 1. The diaphragm. 2. The mind.

phrenal'gia [G. *phrēn*, mind, diaphragm, + *algos*, pain.] 1. Psychalgia. 2. Pain in the diaphragm.

phrenasthenia (fren-as-the-nī-ah) [G. *phrēn*, mind, + *astheneia*, weakness.] 1. Psychasthenia. 2. A loss of tone in the diaphragm.

phrenetic [G. *phrenitis*, frenzied.] 1. Frenzied, maniacal. 2. A maniac.

phren'ic. 1. Relating to the diaphragm. 2. Relating to the mind. **p. phenom'enon**, diaphragm phenomenon.

phrenitis (fre-nī'(ne)'tis) [G. *phrēn*, mind, + *-itis*.] 1. Encephalitis. 2. Delirium.

phrenocardia (fre-no-kar'dī-ah). Cardiac arrhythmia, submammary pain, and dyspnea associated with neurasthenia; cardiovascular neurasthenia.

phrenocol'ic [G. *phrēn*, diaphragm, + *kōlon*, colon.] Relating to the diaphragm and the colon. **p. lig'ament**, costocolic ligament, a fold of peritoneum passing from the diaphragm to the splenic flexure of the colon.

phre'nocolopexy [G. *phrēn*, diaphragm, + *kōlon*, colon, + *pēxis*, fixation.] Suture of a displaced or prolapsed transverse colon to the diaphragm.

phrenogas'tric [G. *phrēn*, diaphragm, + *gas'tēr*, stomach.] Relating to the diaphragm and the stomach. **p. lig'ament**, a fold of peritoneum passing from the diaphragm to the fundus of the stomach.

phrenoglott'ic [G. *phrēn*, diaphragm, + *glōttis*, glottis.] Relating to the diaphragm and the glottis, noting a spasm involving the diaphragm and the vocal cords.

phre'nograph [G. *phrēn*, diaphragm, + *graphō*, I record.] An instrument for recording graphically the movements of the diaphragm.

phre'nohepat'ic [G. *phrēn*, diaphragm, + *hēpar* (*hēpat*-), liver.] Relating to the diaphragm and the liver.

phrenol'ogist. One who claims to be able to indicate the mental powers and characteristics by a study of the external configuration of the skull.

phrenol'ogy [G. *phrēn*, mind, + *-logia*.] The doctrine that each of the mental faculties is located in a definite part of the cerebral cortex, the use of which part varies in a direct ratio with the development of the corresponding faculty, its size being indicated by the external configuration of the skull. On this theory it would be possible to determine one's mental characteristics by an examination of the prominences on the skull.

phrenopath'ic [G. *phrēn*, mind, + *pathē*, suffering.] Psychopathic.

phrenop'athy [G. *phrēn*, mind, + *pathos*, suffering.] Any mental disorder.

phre'nople'gia [G. *phrēn*, mind, diaphragm, + *plēgē*, stroke.] 1. A sudden attack of mental derangement. 2. Paralysis of the diaphragm.

phrenop'osis [G. *phrēn*, the diaphragm, + *peō*, falling.] An abnormal sinking down of the diaphragm.

phren'osin. A cerebroside containing galactose.

phrenosplen'ic [G. *phrēn*, diaphragm, + *spēn*, spleen.] Relating to the diaphragm and the spleen. **p. lig'ament**, a fold of peritoneum passing from the diaphragm to the spleen.

phrictopath'ic [G. *phrikto*, causing a shudder, + *pathē*, suffering.] Relating to a peculiar sensation, accompanied by shuddering, provoked by stimulation of an hysterical anesthetic arm during the process of recovery.

phry'nin [G. *phrynos*, toad.] A substance contained in the skin secretion of the toad which is an intense irritant of the mucous membranes.

phrynol'yain [G. *phrynos*, toad, + *lysis*, solution.] Noting the lytic action of the substance on the red blood-cells.] The poison of the fire-toad *Bombinator igneus*, contained in the secretions of the skin of the back and abdomen.

phthinoid (thin'oyd) [G. *phthinos*, consuming.] Relating to or resembling phthisis; wasting, consumptive. **p. chest**, a long narrow chest; the lower ribs being more oblique than usual and sometimes reaching almost to the crest of the ilium; the scapulae project backward, the margin of sterni is depressed, and Louis's angle is sharper than normal.

phthiemia (fthi-re-mī-ah) [G. *phthirō*, I corrupt, + *haima*, blood.] A morbid state of the blood.

phthiriasis (fthir-i'-a-sis) [G. *phthir*, a louse.] Feticulosis, lousiness. **p. capitis**, pediculosis capitis. **p. corporis**, pediculosis corporis. **p. inguinum**, the presence of crab lice in the hairy pubic region.

phthiriophobia (fthir-i'-o'-bi-ah) [G. *phthir*, I have lice, + *phobos*, fear.] Unreasonable and extreme fear of infestation with lice.

Phthir'ius [G. *phthir*, a louse.] A genus of the fam. *Pediculida*. **P. inguinatus**, *Phthirus pubis*.

phthisic (tiz'ik). 1. Phthisis. 2. Asthma. Relating to phthisis. 4. A sufferer from phthisis or from asthma.

phthisical (tiz'ī-kal). Relating to or suffering from phthisis.

phthisicky (tiz'ī-ki). 1. Phthisical. 2. Asthmatic. **phthisin** (tiz'in). Trade name of a preparation of the bronchial glands of certain animals, recommended in the treatment of pulmonary affections.

phthisiologist (tiz-i-ol'o-jist). One versed in phthisiology; a specialist in the prevention and treatment of phthisis; a phthisiotherapist.

phthisiology (tiz-i-ol'o-jī) [G. *phthir*, I corrupt, + *-logia*, a study of.]

The branch of medical science which treats of phthisis, or consumption, in all its relations.

phthisiophobia (tiz-i-o-fō'bi-ah) [G. *phthisis*, + *phobos*, fear.] An unreasoning fear of consumption or of the consumptive, tuberculophobia.

phthisiotherapeutic (tiz-i-o-ther-ā-pu'tik). Relating to the treatment of phthisis.

phthisiotherapeutics (tiz-i-o-ther-ā-pu'tiks) [G. *phthisis* + *therapeutikos*, relating to treatment.] Phthisiotherapy.

phthisiotherapist (tiz-i-o-ther-ā-pist). One who devotes special attention to the treatment of phthisis, phthisiologist.

phthisiotherapy (tiz-i-o-ther-ā-pī) [G. *phthisis* + *therapeia*, treatment.] The treatment of phthisis, phthisiotherapeutics.

phthisis (ti'sis, te'sis, thi'sis, the'sis) [G. a wasting.] 1. A wasting or atrophy, local or general. 2. Specifically, tuberculosis of the lungs, consumption. **abdom'inal p.**, intestinal tuberculosis; **tabes mesenterica**, **black p.**, anthracosis. **colliers' p.**, anthracosis. **essen'tial p. bulbi**, ophthalmomalacia, a softening of the eyeball and reduction in size, not due to inflammation. **fibroid p.**, pulmonary tuberculosis with hyperplasia of connective tissue in the lung. **file-cutters' p.**, siderosis. **flax-dressers' p.**, pneumonocniosis, byssinosis, more properly *linosis*. **gland'ular p.**, tuberculous inflammation of the lymph glands, especially in the neck; cervical adenitis. **grinder's p.**, siderosis; silicosis. **knife-grinder's p.**, siderosis. **laryn'geal p.**, tuberculosis of the larynx. **miners' p.**, colliers' p., anthracosis. **p. bulbi**, shrinking of the eyeball following uveitis or other inflammatory disease. **p. confir'ma'ta**, the second stage of pulmonary tuberculosis. **p. despera'ta**, the third stage of pulmonary tuberculosis. **p. flor'ida**, acute tuberculosis, galloping consumption. **p. incip'iens**, the primary stage of pulmonary tuberculosis. **p. nodo'sa**, miliary tuberculosis. **potter's p.**, silicosis.

phthisopyrin (tiz-o-pi'rīn). Trade name of a mixture containing sodium arsenate, camphoric acid, and aspirin; recommended in tuberculosis, especially when fever is present.

phycochrome (fi'ko-krōm). [G. *phykos*, seaweed, + *chrōma*, color.] A bluish green coloring matter from certain algae.

Phycomycetes [G. *phykos*, seaweed, + *mykēs*, fungus.] The lower *Hyphomycetes*, or moulds.

phygogalac'tic [G. *phygē*, flight, + *gala(galakti)*, milk.] 1. Checking the secretion of milk, lactifuge, galactophygous, ischogalactic. 2. An agent which lessens or arrests the secretion of milk, lactifuge.

phylacogen (fi-lak'o-jen) [G. *phylax(phylak-)*, protector, + *gennao*, I produce.] Trade name of a vaccine composed of the metabolic products obtained from a culture of a pathogenic germ, containing no bacterial bodies nor any animal serum.

phylax'in [G. *phylax*, a sentinel.] Complement, or alexin present in specific serum.

phyletic [G. *phyletikos*, belonging to a tribesman.] Relating to the successive organic modifications undergone during the process of evolution of the species; phylogenetic, phylogenic.

phylloclade [G. *phyllon*, leaf, + *klados*, stem.] Cladophyll.

phyllo'de [G. *phyllon*, leaf, + *eidōs*, resemblance.] A flattened, leaf-like petiole.

phyllo'tax'is [G. *phyllon*, leaf, + *taxis*, arrangement.] In botany, the manner of arrangement of the leaves on a stem.

phylogen'esis [G. *phylō*, *phylon*, a tribe, + *genesis*, origin.] The evolutionary development of any plant or animal species; ancestral history of the individual as opposed to *ontogenesis*, or the development of the individual.

phylogenetic, phylogen'ic Relating to phylogenesis; phyletic.

phylogeny (fi-loj'en-I). Phylogenesis.

phylum, pl. phyla [G. *phylon*, tribe.] 1. One of the primary divisions of the animal or vegetable kingdom, such as the *Vertebrata* or the *Protozoa*; it is the division next below the *subkingdom* and above the *subphylum*. 2. The history of the evolution of a genus or species graphically represented.

phyma, pl. phymata [G. a tumor.] A nodule or small rounded tumor of the skin.

phymat'asis. Phymatosis.

phymat'osis [G. *phymation*, tubercle, + *-ōsis*.] Tuberculosis.

phymatoid [G. *phyma*, a tumor, + *eidōs*, resemblance.] Resembling a tumor.

phymator'rhysis [G. *phyma(phymat-)*, tumor, + *rhysis*, a flowing.] A variety of melanin obtained from certain melanotic tumors and from hair and other heavily pigmented parts.

phymat'osis. The growth or the presence of phymata or small nodules in the skin.

physal'iform, physal'iform [G. *physalis*, bladder, bubble, + *L. forma*, form.] Like a bubble or small bleb.

physal'iphore [G. *physalis*, bladder, + *phoros*, bearer.] A brood cell, or giant cell containing a large vacuole, in a malignant growth.

phys'alis [G. a bladder.] A vacuole in a giant cell found in certain cancerous tumors.

Phys'alis. A genus of solanaceous herbs, several species of which are employed medicinally in the regions where they grow.

Physalop'tera [G. *physalis*, bladder, + *pteron*, wing.] A genus of round worms parasitic in many of the higher vertebrates. **P. caucas'ica**, a species found in man in Southern Russia. **P. mordens**, a species of Tropical Africa found in the esophagus, stomach, and intestine of man.

physiatrics (fiz-i-at'riks) [G. *physis*, nature, + *iatrikos*, relating to a physician.] The use of natural forces in the treatment of disease.

physic (fiz'ik) [G. *physikos*, natural.] 1. The art of medicine. 2. A medicine, especially a cathartic; drugs in general. **In'dian p.**, gillenia.

phys'ical. 1. Relating to the body, as distinguished from the mind. **p. diagno'sis**, diagnosis made by means of auscultation, percussion, palpation, and inspection. **p. signs**, the symptoms of disease appreciable by the methods of physical diagnosis.

physician (fi-zish'un) [Fr. *physicien*, a natural philosopher.] A practitioner of medicine, a medical man, a doctor, a person fitted by knowledge, and licensed by the proper authorities, to examine and treat the sick.

Phys'ick's opera'tion (Philip Syng Physick, Philadelphia surgeon, 1768-1837.) Iridectomy with the formation of a circular opening. **P.'s pouch'es**, proctitis with mucous discharge and burning pain, involving especially the sacculations between the rectal valves. **P.'s tincture**, a tonic mixture made by steeping gentian, orange-peel, ginger, and iron filings in cider.

physicochemical (fiz'ik-ko-kem'i-kal). Relating to both physics and chemistry.

phys'ics [G. *physika*.] The branch of science which deals with the phenomena of matter, with the

changes which matter undergoes without losing its chemical identity.

physinosis (fiz-i-no'sis) [irregularly from *G. physikos*, physical, + *nosos*, disease.] A disease caused by physical agents.

physiog'nomy [*G. physis*, nature, + *gnōmōn*, a judge.] 1. The countenance, especially regarded as an indication of the character. 2. The estimation of one's character and mental qualities by a study of the face and general bodily carriage.

physiological (fiz-i-o-loj'i-kal). 1. Relating to physiology. 2. Normal as opposed to pathological, noting the various vital processes. 3. Noting the action of a drug when given to a healthy person, as distinguished from its therapeutic action.

physiologic'anatomical (fiz-i-o-loj'i-ko-an-ā-tom'i-kal). Relating to both physiology and anatomy.

physiol'ogist. One having a special knowledge, or whose vocation is the study, of physiology.

physiol'ogy [*G. physis*, nature, + *-logia*.] The science which deals with living things, with the normal vital processes of animal and vegetable organisms. **pathol'ogical p.**, that part of the science of disease which treats of disordered function as distinguished from anatomical lesions.

physiopathol'ogical. Relating to physiopathology.

physiopathol'ogy [*G. physis*, nature, + *pathos*, suffering, + *-logia*.] Pathological physiology.

physiother'apy [*G. physis*, nature, + *therapeia*, treatment.] Physiatrics.

physique (fi-zēk') [Fr.] The physical or bodily structure, the "build."

physoceles (fi'so-sēl) [*G. physa*, a breath, + *kēlē*, tumor, hernia.] 1. A gas tumor, a circumscribed swelling due to the presence of gas. 2. A hernial sac distended with gas.

physohematometra, **physohæmatometra** (fi'so-hem-ā-to-me'trah) [*G. physa*, breath, + *haima*, blood, + *mētra*, uterus.] Distention of the cavity of the uterus with blood and gas.

physohydromē'tra [*G. physa*, breath, + *hydōr* (hydr-), water, + *mētra*, uterus.] Distention of the cavity of the uterus with gas and a serous fluid.

physomē'tra [*G. physa*, breath, + *mētra*, uterus.] Distention of the cavity of the uterus with air or any gas.

physopyosal'pinx [*G. physa*, breath, + *pyon*, pus, + *salpinx*, trumpet.] Pyosalpinx accompanied by a formation of gas in the tube.

physostig'ma [*G. physa*, bellows, + *stigma*; so called because of the shape of the stigma.] (U.S.) **Physostig'matis sem'ina** (Br.), Calabar bean, ordeal bean, the dried seed of *Physostigma venenosum*, a vine of western Africa; in poisonous doses it causes vomiting, colic, salivation, sweating, dyspnea, vertigo, slow pulse, and extreme prostration; therapeutically it is sometimes employed as an expectorant and for the relief of meteorism, in doses of gr. $\frac{1}{12}$ (0.06-0.09). The alkaloid, physostigmine, is employed locally as a myotic.

physostigmi'na. Physostigmine, eserine, an alkaloid of physostigma or Calabar bean. **physostigmi'næ salicy'las** (U.S.), physostigmine salicylate, eserine salicylate; employed by conjunctival instillation to reduce intraocular tension in glaucoma, and hypodermically in doses of gr. $\frac{1}{100}$ - $\frac{1}{50}$ (0.001-0.005) for the relief of meteorism. **physostigmi'næ sul'phas** (U.S., Br.), physostigmine sulphate, eserine sulphate, a white odorless powder of bitter taste; employed for the same purposes as the salicylate.

physostig'mine. Eserine, physostigmina.*

phytal'bumose [*G. phytōn*, plant.] A vegetable albumose.

phytin (fi'tin) [*G. phytōn*, plant.] Trade name of a potassium-magnesium salt of an inositol-phosphoric acid, recommended as an appetizer and digestant, its action being said to be that of a powerful stimulant to the secretion of the gastric juice.

phyto- [*G. phytōn*, a plant.] A prefix signifying a plant or noting some relation to plants.

phytobezoar (fi-to-bez'or) [*G. phytōn*, plant.] A hair ball in the stomach.

Phytolagella'ta [*G. phytōn*, plant.] A subclass of *Phytomastigophora* the members of which have yellow or green chromatophores.

phyto'genesis [*G. phytōn*, plant, + *genesis*, production.] The origin or formation of plants.

phyto'genetic, **phyto'genic**. Relating to phyto-genesis; of vegetable origin.

phytogenous (fi-toj'en-us). Phytogenetic.

phyto'geny (fi-toj'en-i). Phytogenesis.

phy'toid [*G. phytōn*, plant, + *eidos*, resemblance.] Resembling a plant, noting an animal having many of the biological characteristics of a vegetable.

phytolac'ca [*G. phytōn*, plant, + *L. lacca*, lac.] (U.S.) The root of *Phytolacca decandra*, pokeweed, a common weed of eastern North America; formerly employed in rheumatism in doses of gr. $\frac{1}{2}$ (0.2-0.3). Given in eclectic practice in the treatment of sore nipples, the sore mouth of nursing infants, in sore throat, and subinvolution of the uterus. **phytolac'cæ fruct'us**, pokeberry, the fruit of *Phytolacca decandra*, at one time official in U.S.P., employed for the same purposes as the root.

phytolac'cin. A concentration product of phytolacca, pokeweed or pokeberry; employed for the same purposes as phytolacca in doses of gr. $\frac{1}{2}$ (0.06-0.2).

phy'tolin. Trade name of a preparation of phytolacca, recommended in rheumatism and in obesity.

Phytomastigoph'ora [*G. phytōn*, vegetable.] A class of the *Mastigophora* in which some plant characteristics are prominent.

phytopar'asite [*G. phytōn*, vegetable, + *parasite*, parasite.] Any vegetable parasite, especially a pathogenic fungus or bacterium.

phytopathogen'ic. Causing disease in a plant.

phytopathol'ogy [*G. phytōn*, vegetable, + *pathos*, suffering, + *-logia*.] 1. Vegetable pathology, the science of plant diseases. 2. Bacteriological pathology, the pathology of bacterial diseases.

phytoph'agous [*G. phytōn*, plant, + *phagō*, I eat.] Plant-eating; vegetarian.

phy'toplasm [*G. phytōn*, plant, + *plasma*, anything formed.] The protoplasm of vegetable cells.

phytoprecip'itin. A precipitin formed in response to the injection of a vegetable albumin.

phyto'nia. Any skin disease caused by the presence of a vegetable parasite.

phytostearin (fi-to-ste'ar-in) [*G. phytōn*, plant, + *stear*, suet.] A vegetable fatty substance resembling cholesterol, present in seeds and young shoots.

phyto'tox'in [*G. phytōn*, a plant.] A toxin produced by one of the higher plants which resembles a bacterial toxin in its property of exciting the formation of antitoxin; atropin and ricin are examples of a phyto'toxin.

phytoxylin [*G. phytōn*, plant, + *xylin*, wood.] A substance similar to phloxylin and pyruaria

pi'a [L. fern. of *pius*, tender.] Pia mater.

pi'a-arachnitis (pi-ah-ar-ak-ni'(ne')tis). Piarachnitis.

pi'a-arachnoid (pi-ah-ar-ak'noyd). Piarachnoid.

pi'al. Relating to the pia mater.

pi'alyn [G. *piar*, fat, + *lyō*, I dissolve.] Lipase.

pi'a ma'ter [L. tender, affectionate mother.] A delicate fibrous membrane closely enveloping the brain and spinal cord. That covering the brain (*p. m. enceph'alīs*) follows exactly the outer markings of the cerebrum and also sends folds, telæ chorioides, into the ventricles; it invests the cerebellum but not so intimately as it does the cerebrum, not dipping down into all the smaller sulci. The spinal pia mater (*p. m. spin'alīs*) is thicker than that of the brain, being reinforced by a number of longitudinal fibers; it is firmly adherent to the cord and sends folds into the fissures; it also envelops the spinal nerves for a short distance.

piama'tral. Pial, relating to the pia mater.

pian (pe-an' or pi'an). Yaws.

pian'ist's cramp, **pian'o-player's cramp**. A professional neurosis affecting the muscles of the fingers and forearms in piano-players.

piarachnitis (pi-ar-ak-ni'(ne')tis). Leptomeningitis, inflammation of the pia mater and arachnoid membrane.

piarachnoid (pi-ar-ak'noyd). The pia mater and arachnoid considered as one membrane, meninges.

piarrhe'mia, **piarrh'e'mia** [G. *piar*, fat, + *haima*, blood.] Lipemia.

piblok'to [Eskimo word.] An hysterical attack affecting Eskimo women on the west coast of Greenland.

pi'ca [L. *pica*, magpie.] A depraved appetite, a longing for substances not fit for food, such as slate pencils, wood, and the like.

pi'ceous [L. *piceus*.] Relating to or containing pitch.

pichi (pe'che). Fabiana.

Pick's disease [Friedel *Pick*, Prague physician, *1867.] A disease marked by sugar-coated pericarditis with a similar pleuritis and peritonitis, and by pseudocirrhosis, or congestive induration, of the liver.

pie'oline. A base obtained from tobacco smoke, and found also in coal-tar and other substances.

picraconitine (pik-rā-kon'i-tēn). A white amorphous powder, very bitter but not poisonous, obtained from aconitine by prolonged boiling; by further hydrolysis it is split up into benzoic acid and aconine.

picradon'idin. An amorphous glucoside of bitter taste, the active principle of adonis; employed as a substitute for digitalis in doses of gr. $\frac{1}{10}$ – $\frac{1}{4}$ (0.006–0.015).

picram'fic acid. A substance occurring in the form of minute red granules in the blood after poisoning with picric acid.

pic'rate. A salt of picric acid.

pic'ratol. Trade name for silver picrate or silver trinitrophenolate; soluble in 50 parts of water, and contains about 30 per cent. of silver.

pic'ric ac'id [G. *pikros*, bitter.] Trinitrophenol, carbazotic acid, $C_6H_3(NO_2)_3OH$, formed commercially by dropping phenol into fuming nitric acid; it occurs in the form of yellow crystals, of bitter taste, slightly soluble in water; it is sometimes used as an application in burns, eczema, erysipelas, and pruritus.

pic'rin [G. *pikros*, bitter.] A bitter substance obtained from digitalis, and used for the same purposes in doses of gr. $\frac{1}{4}$ (0.015).

picrocarmine (pik-ro-kar'min or mēn). A stain made of carmine 1, ammonia 5, distilled water 50, aqueous solution of picric acid 50; used in histology.

picrofor'mal. A fixative made of a mixture of solutions of formal and picric acid.

picrogly'cion. Dulcamarin.

pic'rol. Potassium diiodoresorcinol-monosulphonate, an odorless, white crystalline powder employed as a substitute for iodoform.

picroni'grosin. An alcoholic solution of picric acid and aniline black, employed as a histological stain.

pic'ropodoph'yllin. An intensely bitter substance derived by treatment with ammonia from podophyllotoxin; laxative.

picropy'rine. A compound of picric acid and antipyrine, occurring in yellowish acicular crystals.

picrorrh'i'za [G. *pikros*, bitter, + *rhiza*, root.] (B.A.) The rhizome of *Picrorrhiza kurroa*, nat. order, *Scrophulariaceae*; antiperiodic, laxative, and tonic; employed in malaria and dyspepsia in doses of gr. 10–30 (0.6–2.0).

picroscl'e'rotine. A highly poisonous alkaloid obtained from ergot.

picrotox'in, **picrotoxi'num** [G. *pikros*, bitter, + *toxicon*, poison.] (Br.) A neutral principle derived from the fruit of *Anamirta paniculata*, cocculus indicus, fishberries; it occurs in colorless, odorless crystals of bitter taste; it has been employed in epilepsy and chorea in doses of gr. $\frac{1}{10}$ – $\frac{1}{2}$ (0.001–0.003).

pie'bald skin. A condition of the skin in which it presents spots or patches of pigmentation or loss of pigment; vitiligo, leucoderma.

Pied'mont White Sulphur Springs, California. Alkaline-saline-carbonated waters, 58° F. and 60° F. Several springs. Used by drinking in anemia, dyspepsia, constipation, disorders of the stomach, liver, and kidneys, and rheumatism.

pie'dra (pe-a'drah) [Sp. a stone.] A disease of the hair characterized by the presence on the hairs of numerous, hard, nodular masses composed of fungous aggregations of *Trichosporon giganteum*.

Pierrefonds, France (pe-ēr-faw'n'). Sulphate of lime and ferruginous-arsenical waters. Cold. Two springs. Used by drinking and bathing in chronic affections of the respiratory organs, skin diseases, anemia, chlorosis, rheumatism, and diseases of women. June 1 to October 1.

piesometer, **piesimeter** (pi-ēs-om'e-ter, pi-ēs-sim'e-ter) [G. *piesis*, pressure, + *metron*, measure.] Piezometer, an instrument for measuring the degree of pressure of a gas or a fluid.

Pietrowski's reac'tion (pya-trov'ske). Biuret reaction; the peptones of the gastric juice give with Fehling's solution a characteristic rose-purple color.

piezometer (pi-ēs-zom'e-ter) [G. *piesō*, I press, + *metron*, measure.] Piesometer.

Piffard's' paste [Henry G. Piffard, New York dermatologist, 1842–1910.] A paste made of sodium tartrate, 5, caustic soda, 2, and copper sulphate, 1.

pigeon-breast (pi'j'on brest). Pectus carinatum.

pig'ment [L. *pigmentum*; *pingere*, to paint.] 1. Any organic coloring matter, as that of the red blood-cells, of the hair, of the iris, etc. 2. A stain for histological or bacteriological work. 3. A medicinal preparation for external use, applied to the skin like paint. **hematog'enous p.**, a p. derived from the hemoglobin of the red blood-corpuscles. **hepatog'enous p.**, bile p. derived from the destruction of hemoglobin in the liver.

pig'mentary. Relating to a pigment.

pigmenta'tion. Coloration, either normal or pathological, of the skin or tissues by a deposit of pigment.

extra'neous p., discoloration of the skin or tissues by a pigment introduced from without, as in argyria.*

pig'mented. Colored by a deposit of pigment.

pigmentol'ysin. An antibody causing destruction of pigment.

pigmen'tophag, pigmen'tophage [L. *pigmentum* + *phag(o)cyte*.] Chromophag.

pigmen'tum ni'grum [L. black pigment.] The black pigment lining the choroid coat of the eye.

pig'my. Pygmy.

pili'tis (pi-'i(e)'tis). Inflammation of the pia mater.

pll. Abbreviation of L. *pilula*, pill.

pi'lar, pil'ary [L. *pila'ris*; *pilus*, a hair.] Relating to or covered with hair.

pilas'ter. An abnormally prominent linea aspera on the femur, the bone being unusually convex anteriorly.

pila'tion [G. *pilus*, a hair.] A capillary fracture.

Pilcz re'flex (pilts) [Alexander Pilcz, Austrian neurologist, *1871.] Change in the size of the pupils when one's attention is suddenly attracted to some object. P. sign, paradoxical pupil phenomenon.*

Pilcz-Westphal phenom'emon. Westphal*-Pilcz phenomenon.

pille [L. *pila*, pillar.] A series of plates of two different metals imposed alternately one on the other separated by a sheet of cloth or paper moistened with a dilute acid solution, used to produce a current of electricity; a battery.

pille [L. *pila*, a ball.] An individual hemorrhoidal tumor.

pi'leous [L. *pilus*, hair.] Hairy.

pilles [L. *pila*, a ball.] Hemorrhoids.

pi'leum [L. a cap.] 1. One of the lateral masses or hemispheres of the cerebellum. 2. A caul, a piece of amnion sometimes attached to the head of the child when born.

pi'l'us [L. a cap.] In botany, the cap on a sporocarp in certain fungi, bearing the hymenia. p. ventriculi [L. cap of the stomach.] Cap, the upper portion of the duodenum.

pi'li annula'ti [L. ringed hairs.] Trichonosis versicolor, leucotrichia annularis, ringed hair.*

pilig'anine. An alkaloid from *Lycopodium saururus*, a plant of Argentine; the hydrochloride is purgative in doses of gr. $\frac{1}{4}$ – $\frac{1}{2}$ (0.01–0.02).

pillimictio (pi-ll-mik'shyo) [L. *pilus*, hair, + *mictio*, urination.] The passage of threads of mucus in the urine.

pi'lin. Spongipilin.

pill [L. *pilula*; dim. of *pila*, ball.] A small globular mass of some adherent but soluble substance, containing a medicinal substance to be swallowed. [For the official pills, see under *pilula*.] Anderson's p., Blaud's p., etc., see the proper names.

blue p., massa hydrargyri, **bread p.,** a placebo made of bread crumb or other indifferent substance. **large p.,** bolus; ball (in veterinary practice). **small p.,** pellet, pillet, pillule, parvule, granule.

pill'ar [L. *pila*.] A structure or part having a resemblance to a column or pillar. **pillars of the diaphragm,** see *crus intermedium*, *crus laterale*, and *crus mediale*. **pillars of the fauces,** arcus palatini. **pillars of the fornix,** the anterior (*columna fornicis*) and posterior (*crus fornicis*) portions of the fornix in front of and behind the body.

pill'et. Pellet, a small pill.

pill'eum, pill'us. Pileum, pileus.

pilocar'pidine. A liquid alkaloid, $C_{15}H_{13}N_2O$, obtained from the leaves of *Pilocarpus* ~~obovatus~~.

pilocarpina, pilocarpine (pi-lo-kar-pi'nah pi-to-kar-pen). An alkaloid obtained from the leaves of pilocarpus, a syrupy liquid, diuretic, diaphoretic and sialogogue in doses of gr. $\frac{1}{4}$ – $\frac{1}{2}$ (0.008–0.017) and externally as a myotic and to stimulate the growth of the hair. **pilocarpi'ne hydrochloride** (U.S.), pilocarpine hydrochloride, colorless crystals of slightly bitter taste and no odor, dose, gr. $\frac{1}{4}$ – $\frac{1}{2}$ (0.008–0.017); as a myotic in solutions of gr. 1–4 to the ounce. **pilocarpi'ne nitrate** (U.S., Br. pilocarpine nitrate, in colorless, shining crystals or a white crystalline powder, soluble in water; uses and doses the same as those of pilocarpine hydrochloride. **pilocarpi'ne phenol, aseptolin.**

pilocarp'pus [G. *pilos*, a hat, + *karpos*, fruit.] (C. Jaborandi, jaborandi folia (Br.), the leaves of *Pilocarpus microphyllus* or of *P. puberulus* shrubs of the West Indies and tropical America; diaphoretic in doses of gr. 15–30 (1.0–2.0).

pilocerine (pi-lo's'er-en). An alkaloid from a species of cactus.

pilocys'tic [L. *pilus*, hair.] Noting a dermoid cyst containing hair.

pilomotor (pi-lo-mo'tor) [L. *pilus*, hair, + *mo'v*, mover.] Moving the hair, noting the retractors' pilorum muscles of the skin.

piloni'dal [L. *pilus*, hair, + *nidus*, nest.] Noting a growth of hair in a dermoid cyst or uterine internal part. p. fistula, an anal or perianal fistula due to the presence of a subcutaneous growth of hair.

pi'lose [L. *pilosus*.] Hairy, downy, furry, covered with hair.

pilosebaceous (pi'lo-se-ba'se-us) [L. *pilus*, hair, + *sebum*, suet.] Relating to the hair-follicles and sebaceous glands.

pilo'sis [L. *pilus*, hair.] Hirsuties, an excessive growth of hair, or growth of hair in an abnormal location.

pi'l'ula, gen. and pl. pi'l'ula [L.] Pill, a small spherical, oval, or lenticular mass of some inert material (excipient) containing an active drug or incorporated with it; when the drug is bulky it may be made into a pill without an excipient. In the U.S.P. the official pills are listed as *pills* (pl.), in the B.P. as *pilula* (sing.); in the following list the letter *p* stands for either *pilula* or *pills* as the case may be.

p. ad pran'dium (N.F.), dinner pill; under this the N.F. admits three pills, viz., Chapman's, Cole and Hall's (see these names), but gives the preference to the Lady Webster, or p. aloes et mastiches (U.S.P. when none is specified).

p. aloes (U.S.), pills of aloes; aloes and soap of 13.0, to make 100 pills; dose 1 to 3 pills.

p. aloes et asafet'idæ (Br.), pill of aloes and asafetida; Socotrine aloes, asafetida, hard soap, coccolite, of rose, each 1 ounce; dose gr. 4–8 (0.15–0.3) make into 2 to 4 pills.

p. aloes barbadens'is (Br.), pill of Barbados aloes; Barbados aloes 3 ounces, soap 1 ounce, macerate of rose 1 ounce, oil of caraway 1 fluidrachm, dose gr. 4–8 (0.15–0.5) in 2 to 4 pills.

p. aloes et ferri (U.S., Br.), pills of aloes and ferrous 7, dried ferrous sulphate 7, aromatic powder 7, confection of rose sufficient to make 100 pills (U.S. dose, 1 to 3 pills; dried ferrous sulphate 1, Barbados aloes 2, compound cinnamon powder 3, glucose syrup 3 (Br.); dose gr. 4–8 (0.15–0.5) in 2 to 4 pills.

p. aloes et mastiches (U.S.), pills of aloes and mastic, Lady Webster's dinner-pills; aloes 13, mastic 4, red rose 3, to make 100 pills; dose 1 to 3 pills.

p. *aloes et myrrhæ* (U.S., Br.), pills of aloes and myrrh, Rufus's pills; aloes 13, myrrh 6, aromatic powder 4, syrup sufficient to make 100 pills (U.S.); dose, 3 to 6 pills; Socotrine aloes 2, myrrh 1, syrup of glucose 1.5 (Br.); dose, gr. 4-8 (0.25-0.5) in 2 to 4 pills.

p. *aloes et podophylli composita* (N.F.), compound pill of aloes and podophyllum, Janeway's pill; purified aloes gr. 1 (0.06), resin of podophyllum gr. 1 (0.03), extract of belladonna leaves and extract of nux vomica each gr. 1 (0.015); laxative.

p. *aloëni composita* (N.F.), compound pill of aloin; aloin gr. 1 (0.03), resin of podophyllum gr. 1 (0.06), extract of belladonna leaves gr. 1 (0.015); cathartic.

p. *aloëni, strychninæ, et belladonnæ* (N.F.), pill of aloin, strychnine, and belladonna; aloin gr. 1 (0.03), strychnine gr. 1½ (0.0005), extract of belladonna leaves gr. 1 (0.008); laxative.

p. *aloëni, strychninæ, et belladonnæ composita* (N.F.), compound pill of aloin, strychnine, and belladonna; aloin gr. 1 (0.03), strychnine gr. 1½ (0.0005), extract of belladonna leaves gr. 1 (0.008), extract of cascara sagrada gr. 1 (0.03); laxative.

p. *antidyspeptica* (N.F.), antidyseptic pill; strychnine gr. 1 (0.0015), ipecac and extract of belladonna leaves each gr. 1 (0.006), mass of mercury and extract of colocynth each gr. 2 (0.13).

p. *antimoëni compositæ* (U.S. 1890), compound pills of antimony, p. hydrargyri subchloridi composita (Br.).

p. *antineuralgica*, antineuralgic pill; under this title the N.F. admits two pills, viz., Gross's and Brown-Séquard's (see these names).

p. *antiperiodica* (N.F.), antiperiodic pill, Warburg's pill; extract of aloes gr. 1 (0.06), rhubarb and angelica each gr. 1 (0.03), elecampane, fennel, and saffron each gr. 1 (0.015), camphor, cubeb, myrrh, white agaric, and zedoary root each gr. 1 (0.008), quinine sulphate 1½ (0.084), in extract of gentian to make a pill; dose, 1 to 3 pills; when specified *without aloes*, the same pill is made without the extract of aloes; this pill is the equivalent of Warburg's tincture, tinctura antiperiodica.

p. *asafoetidæ* (U.S.), pills of asafetida; asafetida 20, soap 6, to make 100 pills; dose, 1 to 3 pills.

p. *asafoetidæ composita*, p. galbani composita (Br.).

p. *camboëgis composita* (Br.), compound pill of Gamboge; gamboge, Barbados aloes, compound cinnamon powder, each 1, soap 2, syrup of glucose 1; dose gr. 5-10 (0.3-0.6) in 1 to 2 pills.

p. *cathartica compositæ* (U.S.), compound cathartic pills; compound extract of colocynth 80, resin of jalap 20, calomel 60, gamboge 15, diluted alcohol q. s. to make 1000 pills; dose, 1 or 2 pills.

p. *cathartica vegetabilis* (U.S.), vegetable cathartic pills; compound extract of colocynth 60, extract of hyoscyamus 30, resin of jalap 20, extract of leptandra 15, resin of podophyllum 15, oil of peppermint 8, diluted alcohol q. s., to make 1000 pills; dose, 1 or 2 pills.

p. *cocclæ*, p. colocynthidis composita (N.F.).

p. *colocynthidis composita* (Br.), compound colocynth pill, cochia pill, contains colocynth pulp 1, Barbados aloes 2, scammony resin 2, potassium sulphate 1, oil of cloves 1, distilled water q. s.; dose, gr. 4-12 (0.25-0.5).

p. *colocynthidis composita* (N.F.), compound pill of colocynth, p. cocclæ; purified aloes and resin of scammony each gr. 2 (0.13); extract of colocynth gr. 1 (0.01), oil of cloves 1 (0.015); cathartic.

p. *colocynthidis et hyoscyami* (Br.), pill of colocynth and hyoscyamus; compound pill of colocynth 2, extract of hyoscyamus 1; dose, gr. 5-10 (0.3-0.6).

p. *colocynthidis et hyoscyami* (N.F.), pill of colocynth and hyoscyamus; purified aloes, resin of scammony, and extract of hyoscyamus each gr. 1½ (0.1), extract of colocynth gr. 1 (0.006), oil of cloves 1 (0.01); cathartic.

p. *colocynthidis et podophylli* (N.F.), pill of colocynth and podophyllum; compound extract of colocynth gr. 2½ (0.16), resin of podophyllum gr. 1 (0.015); cathartic.

p. *ferri* (Br.), iron pill, Blaud's pill, p. ferri carbonatis (U.S.); ferrous sulphate 150, sodium carbo-

nate 95, acacia 50, tragacanth 15, syrup 150, glycerin 10, distilled water 20; dose, gr. 5-15 (0.3-1.0).

p. *ferri carbonatis* (U.S.), pills of ferrous carbonate, p. ferri (Br.), iron pills, ferruginous pills, Blaud's pills; ferrous sulphate 16, potassium carbonate 8, sugar 4, tragacanth 1, althæa 1, glycerin and water of each q. s. to make 100 pills; dose 1 to 6 pills.

p. *ferri et quiniæ composita*, compound pill of iron and quinine, p. quadruplex (N.F.).

p. *ferri iodidi* (U.S.), pills of ferrous iodide, Blaud's pills; reduced iron 4, iodine 5, licorice 4, sugar 4, extract of licorice 1, acacia 1, balsam of tolu, water, ether of each q. s. to make 100 pills; dose 2 to 6 pills.

p. *galbani composita* (Br.), compound pill of galbanum, compound pill of asafetida; galbanum, asafetida, and myrrh of each 2, syrup of glucose 1; employed in so-called functional neuroses in doses of gr. 5-15 (0.3-1.0).

p. *glonoini* (N.F.), glonoin pill, nitroglycerin pill; spirit of glyceryl nitrate (U.S.) 1 (0.06), and powdered althæa gr. 1 (0.06), confection of rose q. s., each pill containing glonoin gr. 1½ (0.0006); vasodilator and heart stimulant.

p. *hydrargyri* (Br.), pill of mercury, blue pill, massa hydrargyri (U.S.), mercury 2, confection of rose 3, licorice powder 1; dose, gr. 1-5 (0.06-0.3).

p. *hydrargyri subchloridi composita* (Br.), compound pill of mercurous chloride, compound pill of antimony, compound calomel pill, Plummer's pill; calomel 1 ounce, sulphurated antimony 1 ounce, resin of guaiac 2 ounces, castor oil 3 drachms, alcohol 1 fluidrachm; employed in rheumatism and for syphilides in doses of gr. 3-8 (0.2-0.5).

p. *ipecacuanhæ cum scilla* (Br.), pill of ipecac and squill; compound powder of ipecac 3, squill and ammoniac of each 1, treacle q. s.; employed as an expectorant in doses of gr. 5-10 (0.3-0.6).

p. *ipecacuanhæ cum urginæ* (B.A.), pill of ipecac and urginæ; the same as p. ipecacuanhæ cum scilla (Br.) with substitution of urginæ; dose gr. 4-8 (0.25-0.5).

p. *laxativa post partum* (N.F.), laxative pill after confinement, Barker's postpartum pill; compound extract of colocynth gr. 1½ (0.11), purified aloes gr. 1 (0.055), extract of nux vomica gr. 1 (0.025), extract of hyoscyamus gr. 1½ (0.075), ipecac and resin of podophyllum each gr. 1 (0.005); laxative.

p. *laxativæ compositæ* (U.S.), compound laxative pills, compound pills of aloin, belladonna, and strychnine; aloin 1, strychnine 0.05, extract of belladonna leaves 0.8, ipecac 0.4, licorice 4.6, syrup q. s. to make 100 pills; dose 1 or 2 pills.

p. *metallosum amarum* (N.F.), bitter metallic pill; reduced iron and quinine sulphate each gr. 1 (0.06), strychnine and arsenic trioxide each gr. 1 (0.003); tonic.

p. *opii* (U.S.), pills of opium; powdered opium 6.5, soap 2, to make 100 pills; dose, 1 or 2 pills.

p. *opii et camphoræ* (N.F.), pill of opium and camphor; opium gr. 1 (0.06), camphor gr. 2 (0.13); anodyne.

p. *opii et plumbi* (N.F.), pill of opium and lead; opium and lead acetate each gr. 1 (0.06); used in diarrhæa.

p. *phosphori* (U.S., Br.), phosphorus pills; phosphorus 0.06, althæa 6, acacia 3, chloroform, glycerin, ether, balsam of tolu, and water of each q. s. to make 100 pills (U.S.); phosphorus 1 gr., white beeswax and lard of each 12.5, kaolin 11.5, carbon disulphide 3.3 (Br.); dose 1 or 2 pills (U.S.), gr. 1-2 (0.06-0.13) (Br.).

p. *plumbi cum opio* (Br.), pill of lead with opium; lead acetate 36, powdered opium 6, syrup of glucose 4; employed in diarrhæa in doses of gr. 3-5 (0.2-0.3).

p. *podophylli, belladonnæ et capsici* (U.S.), pills of podophyllum, belladonna, and capsicum; resin of podophyllum 1.6, extract of belladonna leaves 0.8, capsicum 3.2, sugar of milk 6.5, acacia 1.6, syrup and glycerin of each q. s. to make 100 pills; dose, 1 to 3 pills.

p. *quadruplex* (N.F.), quadruple pill, piula quatuor, compound pill of iron and quinine; dried ferrous sulphate, quinine sulphate, and purified aloes, each gr. 1 (0.06), extract of nux vomica gr. 1 (0.015), extract of gentian q. s.; tonic laxative.

p. quat'or [L. four], pill quatuor, pilula quadruplex (N.F.).

p. quini'ne sulphat'is (Br.), pill of quinine sulphate; quinine sulphate 30, tartaric acid 1, tragacanth 1, glycerin 4; dose, gr. 5-30 (0.3-2.0).

p. rhe'i compos'ita (U.S.), *p. rhe'i compos'ita* (Br.), compound pills of rhubarb, compound rhubarb pill; rhubarb 13, aloes 10, myrrh 6, oil of peppermint 0.5, to make 100 pills (U.S.); rhubarb 48, Socotrine aloes 36, myrrh 24, hard soap 24, oil of peppermint 3, syrup of glucose 44 (Br.); dose, 1 to 4 pills (U.S.), gr. 4-8 (0.25-0.5) (Br.).

p. saponis compos'ita (Br.), compound soap pill; opium powder 1, hard soap 3, syrup of glucose 1; dose, gr. 4-8 (0.25-0.5).

p. scammoni compos'ita (Br.), compound scammony pill; resin of scammony, resin of jalap, soap of each 1, tincture of ginger 3; purgative in doses of gr. 3-5 (0.2-0.3).

p. scill'is compos'ita (Br.), compound squill pill; squill 5, ginger, ammoniac, hard soap, syrup of glucose of each 4; expectorant in doses of gr. 4-8 (0.25-0.5).

p. tri'plex (N.F.), triple pill; purified aloes gr. 2 (0.13), mass of mercury gr. 1 (0.06), resin of podophyllum gr. 1 (0.015); cholagogue cathartic.

p. tri'plex, Francis (N.F.), Francis's triple pill; purified aloes, mass of mercury, and scammony each gr. 1 (0.055), croton oil $\mathbb{M}_{\frac{1}{2}}$ (0.003), oil of caraway $\mathbb{M}_{\frac{1}{2}}$ (0.015), tincture of aloes and myrrh q.s.; cathartic.

p. urgin'ee compos'ita (B.A.), compound pill of urginæ; resembles *p. scillæ composita* (Br.), with the substitution of urginæ for squill; dose, gr. 4-8 (0.25-0.5).

pill'ular. Relating to a pill. *p. consist'ency*, noting the consistency which will permit a mass to be rolled into a pill and retain its shape. *p. mass*, any soft solid drug mass which is of the proper consistency to be made into pills.

pill'ule. A small pill, pillet, pellet.

pi'lus, gen. and nom. pl. *pi'li*, gen. pl. *pilo'rum* [L.] Hair, one of the fine, thread-like appendages of the skin, covering more or less thickly the entire body, except the palms and soles and the flexor surfaces of the joints. A hair consists of *radix* or root, embedded in the hair follicle, and a free portion, *scapus*, stem or shaft.

pi'melitis (pi-mē-li' (le')tis) [G. *pi'melē*, fat, + *-itis*.] Inflammation of adipose tissue.

pi'meloma (pi-mē-lo'mah) [G. *pi'melē*, fat, + *-ōma*.] Lipoma.

pi'melopterygium (pi-mē-lo-ter-ij'ūm) [G. *pi'melē*, fat, + *pteryx* (pteryg-), wing.] A pterygium containing fat, composed in part of fatty tissue.

pi'melorthopne'a, **pi'melorthopne'a** [G. *pi'melē*, fat, + *orthos*, straight, + *pnoē*, breath.] Orthopnea, or difficulty in breathing, in any but the erect posture, owing to excessive adiposity.

pi'melo'sis [G. *pi'melē*, fat, + *-ōsis*.] 1. Adiposity, obesity, lipomatosis. 2. Fatty degeneration.

pi'meluria [G. *pi'melē*, fat, + *ouron*, urine.] The passage of fat globules in the urine, lipuria.

pi'men'ta (U.S., Br.). Pimento, allspice; the dried fruit of *Pimenta officinalis*, a tree native in Jamaica and other parts of tropical America, employed as a carminative and corrective in doses of gr. 10-30 (0.6-2.0).

pimpin'ella. Pimpernel, the rhizome and root of *Pimpinella saxifraga*, burnet saxifrage: carminative, diuretic, and emmenagogue, in doses of $\mathbb{Z}\text{r}$ (4.0) of the tincture.

pimple (pim'pl). A papule or small pustule.

pinac'oline. A yellowish liquid of peppermint odor, obtained from acetone.

Pinard's sign (pe-nar') [Adolphe Pinard, French obstetrician, *1844.] Pain on pressure over the fundus of the gravid uterus toward the end of pregnancy, said to denote a breech presentation.

pin'cement (pa'n-mōn') [Fr. *pinçage*.] A pressure manipulation in massage.

pin'cers. The median deciduous incisor teeth of the horse, two in number.

pine. See *Pinus*.

pineal (pin'e-al) [G. *pinæus*, relating to the pine.] Shaped like or relating to a pine-cone. *p. body*, *p. gland*, conarium, epiphys cerebri, corp. pineale. *p. hab'e'na*, *p. hab'e'nula*, the sub-peduncle of the corpus pineale. *p. nervus*, nervus pinealis of the third ventricle, dividing into two parts. *p. str'ia*, str'ia medullaris, a bundle of white fibers from the hippocampus and the basal optic ganglion passing to the habenula of the corpus pineale.

pineapple (pin'ap-l). The fruit of *Ananas sativus*, *Bromelia ananas*; it contains a proteolytic enzyme, *bromelin* which is closely related to *trypsin*. A test, for butyric acid in the stomach; if a few drops of strong sulphuric acid and alcohol are added to a dried ethereal extract of the gastric juice, pineapple odor (ethyl butyrate) will be given if butyric acid was present.

Pine Lawn Spring, New Jersey. Light alkaline calcic waters. Employed as a table water.

Pinel's sys'tem (pe-nel') [Philippe Pinel, French alienist, 1745-1826.] The abolition of forcible restraint in the management of the insane.

pin'ene. A volatile oil derived chiefly from *Pinus* resin. *p. oil*, dextropinene from the American *Pinus*; levopinene from the French oil.

pin'neoline. Trade name of a pine-needle extract employed in dermatology.

pingu'cula (pin-gwek'u-lah) [L. *pinguis*, fat] yellowish spot sometimes observed on either of the cornea in the aged; it is a connective tissue (not fatty) thickening of the conjunctiva.

pin'iform [L. *pinus*, pine, + *forma*, form] Pinnate-shaped like a pine-cone.

pink-eye. Acute contagious conjunctivitis.

pin'na [L. wing.] The external ear exclusive of the meatus; auricle, concha, auricula (1) [BNA] + nasal, ala nasi.

pinn'al. Relating to the pinna, auricular.

pinn'ate [L. *pinna*, feather.] In botany, narrow leaf which is decidedly longer than it is broad. **pinnat'ifid** [pinnate + L. *findere*, to cleave.] In botany, noting a pinnate leaf with the blade cut about half way in toward the midrib.

pin'ol. A volatile oil obtained from the needles *Pinus pumilio*, a dwarf pine of the Alps, Apennines, and Carpathian mountains.

pino'leum [L. *pinus*, pine, + *oleum*, oil.] Trade name of a preparation said to contain menthol, camphor, oil of eucalyptus, and Ceylon cinnamon, and pine-needle oil as hydrocarbon; employed locally in catarrhs of the respiratory mucous membranes.

pinother'apy (G. *pinna*, hunger, + *therapia*, treatment.) Hunger-cure, nestotherapy, netherapy, limotherapy.

Pins's syn'drome. Dulness, diminution of vesicular fremitus and of the vesicular murmur, and a distant blowing sound, heard in the postero-inferior region of the chest on the left side, in case of pericardial effusion; there is sometimes also a fine rale in this region, but all the adventitious auscultatory signs disappear when the patient assumes the genupectoral position.

pint (pint). A measure of quantity, containing 16 fluidounces, 28.875 cubic inches. Imperial pint, contains 20 fluidounces, 34.676 cubic inches.

pin'ta [Sp. spot, blemish.] A disease of the skin.

endemic in tropical South America, marked by an eruption, chiefly on the face and other exposed parts, of patches of varying color, finally becoming white through destruction of the pigment layer of the skin. It is due to the presence of one of several fungi of the genera *Aspergillus*, *Penicillium*, *Monilia*, and *Montoyella*.

Pinus [L.] A genus of evergreen coniferous trees yielding tar, turpentine, resin, and volatile oils. *p. palustris*, long-leaved pine, brown pine, one of the sources of *picea liquida*. *p. strobus*, white pine, the inner bark of which is credited with expectorant properties being one of the ingredients of the compound syrup of white pine, *syrupus pini strobilae* compositus.

Pinworm. Oxyuris.

Epithelium (pi'o-ep-i-the'l-i-um). Fatty degenerated epithelium, or any epithelium containing fat globules.

Pionia, **Pionia** [G. *piōn*, fat, + *haima*.] Lipemia.

Piorkowski's urine-gelatin (pyor-kov'ski) [Max Piorkowski, German bacteriologist, *1859.] A culture medium made from stale urine, peptone, and gelatin, used in the differentiation of the typhoid bacillus.

Orthopnea, **orthopnea** [G. *piōn*, fat, + *orthos*, straight, + *pnōs*, breath.] Pimelorthopnea; difficulty in breathing in any but the erect posture, owing to excessive obesity.

Piper (U.S.). Black pepper, the dried unripe fruit of *Piper nigrum*, a climbing plant of the East Indies; employed as a stimulant and carminative, in doses of gr. 5-20 (0.3-1.3), and locally as a counterirritant.

Piperazine (pi-per-az'in). Piperazidin, ethyleneimine, pyrazin hexahydride; a crystalline substance obtained from ethylene chloride or ethylene bromide by the action of ammonia; employed in the treatment of uric-acid gravel and in gout in doses of gr. 15-30 (1.0-2.0) a day. *p. quin'ate*, sidonal, a white powder employed as a uric-acid solvent in doses of gr. 15-20 (1.0-1.3).

Piperidine. A derivative of piperine. *p. guai'acolate*, guaiacoperol.

Piperine, **piperine** (pi-per-i'nah, pi'per-en). (U.S.) A feebly basic principle obtained from black pepper; employed as a tonic and antiperiodic in doses of gr. 3-5 (0.2-0.3).

Piperovatine. An alkaloidal body, $C_{16}H_{21}NO_3$, allied to piperine, derived from the leaves of *Piper ovatum*, a West Indian plant.

Pipette [Fr. dim. of *pipe*, pipe.] A tube used to transport small amounts of a gas or liquid in laboratory work.

Pipitzaholic acid (pi-pit-zah-ho'ik as'id). Perezon.

Pipah'sewa [N.A. Indian name.] Chimaphila.

Piriform [L. *pirum*, pear, + *forma*, form.] Pear-shaped.

Piriformis. See under *musculus*.

Pirogoff's amputation (pe-raw'gawf) [Nikolai Ivanovich Pirogoff, Moscow surgeon, 1810-1881.] Amputation of the foot, the lower articular surfaces of the tibia and fibula being sawn through and the ends covered with a portion of the os calcis which has also been sawn through from above posteriorly downward and forward; see cut under *amputation*. *P.'s angle*, venous angle.

Piroplasma [L. *pirum*, pear, + G. *plasma*, a thing formed.] *Babesia*, a genus of *Sporozoa* of the subclass *Hemosporidia*; many of the species are parasitic in the blood of the domestic animals. *P. bigem'um*, the cause of redwater fever in

cattle. *P. donovan'i*, a name sometimes given to the Leishman-Donovan body. *P. hom'inis*, the assumed parasitic cause of Rocky Mountain tick fever. *P. mutans*, a species of indeterminate pathogenicity. *P. ovis*, the protozoan parasite causing heart-water in sheep; it is transmitted by a tick, *Rhipicephalus bursa*. *P. parvum*, the parasite of east-coast fever, or Rhodesian redwater fever, a cattle disease in East Africa, differing in several respects from the redwater fever of Texas.

Piroplasmiasis. Any infectious disease due to the presence in the red blood corpuscles of an animal parasite of the genus *Piroplasma*.

Pirquet's test (për-ke't) [Clemens von Pirquet, Vienna physician, *1874.] A test for the presence of tuberculosis, especially in children, by means of the cutaneous reaction.*

Piscidia [L. *piscis*, fish, + *cadere*, to kill.] The bark of the root of Jamaica or white dogwood, *Piscidia erythrina*, a tree of Jamaica, Cuba, and southern Florida; employed as an anodyne in doses of gr. 5-8 (0.3-0.5).

Piscidin. A neutral body, $C_{22}H_{22}O_8$, obtained from piscidia.

Pisiform (piz'i-form) [L. *pisum*, pea, + *forma*, appearance. Pea-shaped or pea-sized. *p. bone*, os pisiforme.

Pistil [L. *pistillum*.] The female part of a flower, consisting of the ovary and stigma, with or without a style.

Pit [L. *puleus*.] 1. Any natural depression on the surface of the body, as the armpit or axilla. 2. A dimple; one of the pinhead-sized, depressed scars following the pustule of smallpox, pockmark. 3. A sharp-pointed depression in the enamel surface of a tooth. 4. To indent, as by pressure of the finger on the edematous skin; to become indented, said of the edematous tissues when pressure is made with the finger-tip. *au'ditory p.*, a depression in the head of the embryo marking the location of the future labyrinth. *p. of the stomach*, scrobiculus cordis, the depression in the epigastrium just below the xiphoid cartilage.

Pitch [L. *pix*.] A resinous substance obtained from tar after the volatile substances have been expelled by boiling. See *pix*.

Pitchblende. Uraninite, a substance of pitch-like appearance, chiefly uranium oxide, the main source of radium.

Pitfield's meth'od. See *Smith-Pitfield*.

Pith [A.S. *piha*.] 1. The medulla or light, cellular, central mass of the stems of plants. 2. The center of a hair. 3. The spinal cord and medulla oblongata. 4. To pierce the medulla of an animal by a knife introduced at the base of the skull.

Pithiat'ic. Relating to pithiatism, pithiatric.

Pithiatism (pi-thi'a-tizm) [G. *peithō*, I persuade, + *iatos*, curable.] 1. A morbid condition curable by suggestion. 2. The treatment of disease by suggestion.

Pithiatric (pith-i-at'rik) [G. *pihanos*, persuasive, + *iatrikos*, relating to medical treatment.] Curable by persuasion or suggestion, referring to the class of hysterical symptoms which can be made to disappear or be reproduced by means of suggestion.

Pith'ode [G. *pihos*, a spheroidal earthenware vessel, + *eidōs*, resemblance.] The nuclear spindle in caryocinesis.

Pitres's sections (pêtr) [Albert Pitres, Bordeaux physician, *1848.] A series of six coronal sec-

tions made through the brain for the purpose of studying this organ. **P.'s sign**, (1) the axis of the sternum is marked on the chest wall, then a string is stretched between the center of the sternal notch and the symphysis pubis; normally this line coincides with the line of the sternal axis; if it does not, in cases of pleurisy, the angle which it forms with the sternal line indicates the degree of pleural effusion in the chest; (2) haphalgnesia; (3) diminished sensation in the testicles and scrotum in tabes dorsalis.

Pittville waters, England. See *Cheltenham*.

pituita (pit-u-i'tah) [L.] A thick, nasal secretion, glairy mucus.

pituitary (pit-u'i-ta-ri). Relating to pituita or glairy mucus. **p. body** [so called because it was formerly supposed to secrete the nasal mucus], hypophysis cerebri.

pituitous. Pituitary, relating to pituita.

pituitrin (pit-u'i-trin). The trade name of a preparation made from the posterior lobe of the pituitary gland; said to exert a vasoconstrictor action similar to that of adrenalin and to be serviceable in the treatment of acromegaly and giantism in doses of 10-30 gr. (0.6-2.0).

pit'urine. A liquid alkaloid, $C_{11}H_{11}N_3$, resembling nicotine, obtained from pituri, the leaves of *Duboisia hopwoodii*, used by the Australian aborigines in the same way as tobacco.

pityriasis (pit'i-ri-as'ik). Relating to or suffering from pityriasis.

pityriasis (pit'i-ri-a-sis) [G. *pityra*, bran.] A dermatosis marked by branny desquamation. **p. al'ba atroph'icans**, atrophoderma albidum. **p. cap'itis**, dermatitis seborrhoica of the scalp. **p. circina'ta**, an acute affection marked by a red scaly eruption, with slight fever of short duration. **p. lichen'o'des**, maculopapular erythrodermia. **p. lin'guae**, geographical tongue. **p. macula'ta**, **p. circinata**. **p. margina'ta**, a parasitic scaly eruption. **p. nos'tras**, tinea nodosa. **p. pila'ris**, (1) keratosis pilaris; (2) **p. rubra pilaris**. **p. ro'sea**, an eruption of patches of varying size, of a pink color covered with whitish scales; this is the **macular** form; in the **circinate** form the patches tend to increase in size peripherally while clearing in the center. **p. ru'bra**, dermatitis exfoliativa, a generalized red dermatitis marked by branny desquamation. **p. ru'bra pila'ris**, lichen ruber, lichen psoriasis, an eruption of papules surrounding the hair follicles, each papule pierced by a hair, and tipped with a horny, more or less greasy scale. **p. sim'plex**, seborrhea simplex. **p. versic'olor**, tinea versicolor.

pit'yroid [G. *pityra*, bran, + *eidos*, resemblance.] Branny, scaly, furfuraceous.

pix, gen. *pic'is* [L.] Pitch. **p. burgund'ica** (Br.), Burgundy pitch, white pitch, a resinous exudation from the spruce fir or Norway spruce, *Picea excelsa*; employed as a counterirritant in the form of a plaster. **p. canadensis**, Canada or hemlock pitch, a resinous exudation from the hemlock *Tsuga canadensis*; sometimes employed as a substitute for *p. burgundica*. **p. carbo'nis præpara'ta** (Br.), prepared coal-tar, prepared by heating in a shallow vessel for one hour at 120° F.; used in the preparation of liquor picis carbonis (Br.). **p. liq'uida** (U.S., Br.), tar, obtained by the destructive distillation of the wood of *Pinus palustris* and other species of pine; employed internally as an expectorant, in doses of gr. 1-3 (0.06-0.2), and externally in the treatment of various skin diseases.

pix'ol. Trade name of a dark brown syrupy liquid

obtained by warming 3 parts of *pix liquida* with 1 part of green soap and adding 3 parts of a 10 per cent. potassium hydroxide solution; employed as an antiseptic as a substitute for phenol. **P.L.** Abbreviation for perception of light.

place'bo [L. I will please.] An indifferent substance in the form of a medicine, given for the moral or suggestive effect.

placen'ta [L. a cake.] 1. The organ of communication between the fetus and the mother; a mass formed from the outer layer of the fetal envelope or chorion, and is of flat circular form, about the size of a soup-plate, or seven inches in diameter. The fetal surface is smooth and from it proceeds the umbilical cord; the maternal surface is marked by a number of lobules, or cotyledons, which project into sinuses in the wall of the uterus, being there bathed in the maternal blood; by 1 means the fetal blood receives oxygen and nutriment and gives up waste material, the placenta therefore performing the functions of respiration, nutrition, and excretion. After the expulsion of the child the placenta is called the *quænta*. 2. An enlarged spleen, a clot, or other body having a resemblance to a placenta. 3. In botany, the sporophore, the part of the ovary of a plant which contains the ovules. **ablat'io placen'te**, **abrup'tio placen'te**, premature detachment of a normally situated placenta. **ann'ular p.**, one of the form of a band encircling more or less completely the interior of the uterus. **batt'ledore p.**, one in which the funis is attached at the border of the fetal p., the portion composed of the chorion which contains the blood-vessels of the fetus. **horse'shoe p.**, an exaggerated *p. reniformis* curved in the form of a horseshoe. **maternal p.**, the thin membrane lining the p., formed of the decidua serotina. **p. bi'loba**, a p. duplex in which the two parts are separated by a constriction. **p. biparti'ta**, **p. biloba**. **p. circumvallata**, a cup-shaped placenta with raised edges; see *p. reflexa*. **p. dimidia'ta** [L. *dimidiare*, to divide into halves], **p. duplex**. **p. du'plex**, one consisting of two parts, almost entirely detached, but united only at the point of attachment of the cord. **p. febril'is**, the enlarged spleen in chronic malaria. **p. fenestra'ta**, one in which there are areas of thinning, sometimes extending to the absence of placental tissue. **p. margina'ta**, a p. with raised edges, less pronounced than the *p. circumvallata*, see *p. reflexa*. **p. membranacea**, a thin placenta covering most of the inner surface of the uterus, due to failure of the chorion to atrophy. **p. multi'loba**, a p. having more than three lobes separated from each other by simple constrictions, the fetus being single. **p. pandurafor'mis** [L. *pandura*, a three-stringed musical instrument], a form of *p. dimidiata* with the two halves placed side by side in the shape of a violin. **p. præ'via**, **p. præ'via** [L. *prævia*, leading the way], the condition in which the p. is implanted in the lower segment of the uterus obstructing the os more or less completely. **p. præ'via centra'lis**, that form in which the center of the p. corresponds to the os uteri. **p. præ'via margina'lis**, a form in which the p. comes just in front of the os but does not occlude the os. **p. præ'via parietal'is**, a form in which the os, when fully dilated, is only partly covered by the p. **p. reflexa**, an anomaly of the p. resulting from abnormal proliferation of the decidua reflexa; it is manifested as *p. circumvallata* or *p. marginata*. **p. reniformis**, a kidney-shaped placenta. **p. sanguinis**, blood-clot. **p. spu'ria**, a mass of placental tissue which has no

vascular connection with the fetus. *p. succenturiata*, an accessory *p.* *p. triloba*, a *p.* tripartita in which the three parts form one mass separated by more or less deep constrictions. *p. tripartita*, a *p.* consisting of three parts, entirely separate or joined together, the fetus being single. *p. triplex*, *p. tripartita*. *p. velamentosa*, a form in which the umbilical vessels spread out in the chorion, entering the *p.* as independent vessels. *student's p.*, a retained placenta in a case of labor that has not been properly managed.

placental. Relating to the placenta.

placenta'tion. The mode of attachment of the placenta.

placentin (plā-sen'tin). A placental extract employed in the cutireaction test for pregnancy.

placentitis (plā-sen-ti'(te')tis) [L. *placenta* + G. *-itis*.] Placentitis.

placentolysin. Syncytiolysin.

placento'ma. Placutoma.

placentother'apy [G. *therapeia*, treatment.] The therapeutic use of an extract of placental tissue.

Placi'do's disc. A disc marked with alternate black and white circles, employed as a keratoscope.

placuntitis (plā-kun-ti'(te')tis) [G. *plakous* (plakount-), a flat cake (placenta), + *-itis*.] Inflammation of the placenta.

placunto'ma [G. *plakous* (plakount-), a flat cake (placenta), + *-ōma*.] A tumor originating in a portion of a retained placenta.

plagioceph'alic. Relating to or marked by plagiocephaly.

pladaro'ma, pladaro'sis [G. *pladaros*, flaccid, + *-ōma*.] A soft wart-like growth on the eyelid.

plagioceph'alism. Plagiocephaly.

plagioceph'alous. Plagiocephalic.

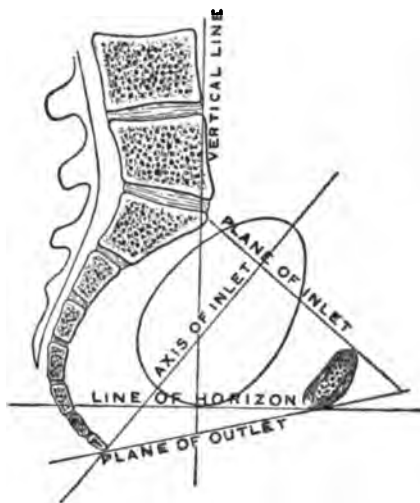
plagioceph'aly (plā'ji-o-sef'ā-lī) [G. *plagios*, oblique, + *kephalē*, head.] A deformity marked by an obliquity of the skull, one side being more developed anteriorly, the other side posteriorly.

plague (plāg) [L. *plaga*, pestilence.] 1. Any disease of wide prevalence or of excessive mortality. 2. Pest, black death; an acute infectious disease caused by *Bacillus pestis*; it is marked clinically by high fever, toxemia, prostration, a petechial eruption, and glandular swellings, pneumonia, or hemorrhage from the mucous membranes; it is primarily a disease of rodents and is transmitted to man by fleas which have bitten infected animals. **ambulant p.**, **ambulatory p.**, (1) a seemingly mild form in which the patient does not take to the bed, but which is often fatal; (2) pestis minor. **larval p. bubonic p.**, the usual form of *p.*, marked by inflammatory enlargement of the lymphatic glands in the groins, axillæ, or other parts. **glandular p.**, **bubonic p. larval p.**, **pestis minor**, a very mild form, in which bubos are usually present, but the signs of constitutional involvement are slight or wanting entirely. **pneumon'ic p.**, a peculiarly fatal form in which there are scattered areas of pulmonary consolidation, with chill, pain in the side, bloody expectoration, and high fever. **septic'mic p.**, **pestis siderans**, a generally fatal form in which there is an intense bacteremia with symptoms of profound toxemia. **Siberian p.**, a cattle disease of Siberia and Manchuria. **swine p.**, hog* cholera.

plain [L. *planus*, flat.] A more or less smooth and level area. **nuchal p.**, **occipital p.**, **orbital p.**, **popliteal p.**, **sternal p.**, see under *planum*.

plane [L. *planus*, flat.] 1. A flat surface; see *planum*. 2. An imaginary surface formed by extension through any axis or two definite points, in reference especially to craniometry and to

pelvimetry. **datum p.**, an arbitrary plane used as a base from which to make craniometric measurements. **visual p.**, a plane drawn through the two axes of vision.



THE PELVIC PLANES.

planim'eter [L. *planum*, plane, + G. *metron*, measure.] An instrument formed of jointed levers with a recording index, used for measuring the area of any surface, by tracing its boundaries.

planocell'ular [L. *planus*, flat, + *cellula*, cell.] Relating to or composed of flat cells.

Planococ'cus [G. *planē*, wandering, + *kokkos*, berry.] A genus of *Coccaceæ*, the members of which are flagellated and divide in two planes.

planocon'cave. Flat on one side and concave on the other, noting a lens* of that shape.

planocon'vex. Flat on one side and convex on the other, noting a lens* of that shape.

plan'ocyte [G. *planos*, straying, + *kytos*, cell.] A wandering cell.

Planosar'cina [G. *planē*, wandering, + L. *sarcina*, a bundle.] A genus of *Coccaceæ*, including flagellated cells which divide in three planes but do not usually remain united in cube-forms, like *Sarcina*.

plan'ta, gen. and pl. *plan'tæ* [L.] The sole of the foot, vola.

planta'go. The root and leaves of the common or large-leaved plantain, *Plantago major*; employed chiefly in eclectic practice in the treatment of nocturnal incontinence of urine, leucorrhea, and hemorrhoids, and especially, both topically and internally, in toothache and in earache.

plan'tar. Relating to the sole of the foot, volar. *p. arch*, *arcus plantaris*.

planta'ris. See under *musculus*.

Planta' cell (plahn-ta'). Accumulator or storage battery.*

planula (plan'u-lah) [L. dim. of *planus*, flat.] The name given by Lankester to the embryo when it consists of the two primary germ layers only, viz., ectoderm and endoderm. **invag'inate p.**, **gastrula**.

pla'nium [L. neut. of *planus*, flat.] A plane or flat surface, a plain. *p. nuchale* (nu-ka'le), nuchal plain, the outer surface of the squamous part of the occipital bone below the superior curved line, giving attachment to the muscles of the back of the neck. *p. occipita'le*, occipital plain, the outer

surface of the occipital bone above the superior curved line, covered by the hairy scalp. *p. orbitale*, orbital plain, orbital surface of the maxilla. *p. popliteum*, popliteal plain, popliteal surface, a flat triangular area at the lower end of the femur posteriorly, bounded by the diverging lips of the linea aspera. *p. sternale*, the sternal plane or anterior surface of the sternum.

planuria [G. *planos*, wandering, + *ourom*, urine.] 1. Extravasation of urine. 2. The voiding of urine from an abnormal opening.

plaque (plak) [Fr. a plate.] 1. A blood-platelet.* 2. A patch or small differentiated area on the skin or a mucous surface.

plasm. Plasma.

plasma [G. anything formed.] 1. The fluid portion of the circulating blood, distinguished from the *serum* obtained after coagulation. 2. The fluid portion of the lymph. 3. Protoplasm. 4. Glycerite of starch, *glyceritum amyli*, used as an excipient for ointments. *muscle p.*, an alkaline fluid in muscle which is spontaneously coagulable, separating into myosin and muscle-serum. *p. glycerini*, *glyceritum amyli*. *p. marinum*, sea-water diluted to make it isotonic with the blood-plasma, recommended in the treatment, by intramuscular injection, of tuberculosis, various skin diseases, and other disorders. *salted p.*, salted serum, the fluid portion of blood drawn from the vessels, which is prevented from coagulating by being drawn into a solution of sodium or magnesium sulphate.

plasma-cell. A phagocytic and probably ameboid leucocyte, resembling the mononuclear phagocytic leucocyte of inflammatory exudates; Türk's irritation cell, stimulation cell, phlogocyte.

plasmacule [a dim. Latin form of *plasma*.] One of the minute granules assumed to exist in the blood-plasma and to endow it with vital properties.

plasmameba, **plasmameba** [*plasma* + *amaba*.] A parasitic organism of amebic form described by Eberle as present in the blood in dengue.

plasmosome [G. *plasma*, a moulded image (plasm), + *sōma*, body.] Non-chromatin-staining nucleolar substance in the cytoplasm.

plasmatic. 1. Relating to plasma. 2. Plastic or formative.

plasmatogamy [G. *plasma*(*plasmato*-) + *gamos*, marriage.] Union of two or more cells with preservation of the individual nuclei, the formation of a plasmodium.

plasmatorrhesis [G. *plasma*(*plasmato*-) + *rhēxis*, rupture.] The splitting open of a cell from the pressure of the protoplasm; plasmorrhesis.

plasmameba, **plasmameba**. Plasmameba.

plasmic. Plasmatic.

plasmine. A hypothetical substance in the blood, the decomposition of which, after escape from the vessels, results in the production of fibrin.

plasmocyte [G. *plasma* + *kytos*, cell.] Hemameba, a protozoan parasite in the blood.

plasmodia. Plural of plasmodium.

plasmodial. Relating to a plasmodium, or to any species of *Plasmodium*.

plasmodiophora brassicae [*plasmodium* + G. *phoros*, a bearer; L. *brassica*, turnip.] Finger-and-toe disease.

plasmodium, pl. *plasmodia* [G. *plasma*, something formed, + *eidos*, appearance.] 1. A cell containing several nuclei, resulting from multiplication of the nucleus without cell-division. 2. A similar cell resulting from the fusion of several

cells, the nuclei remaining distinct; *syncytium*. *placental p.*, syncytium, a nucleated protoplasmic membrane, without cell outlines, long blood lacunae of the placenta; it is believed to some to be derived from the maternal epithelium but is more commonly regarded as the outer layer of the chorionic epithelium.

Plasmodium. A genus of *Hemosporidia* incl. the protozoan parasites of human malaria. Its sexual cycle is completed in the body of a mosquito of the genus *Anopheles*. *P. falciparum*, the parasite of tertian estivoautumnal fever. *Laverania malariae*. *P. falciparum quotidianum*, the parasite of quotidian estivoautumnal fever. *P. immutatum*, (1) the malarial parasite in birds; (2) *P. falciparum*. *P. malevianum*, parasite of quartan malaria. *P. praecox*, a pathogenic microorganism of hard malaria transmitted by mosquitoes of the genera *Culex* and *Stegomyia*. *P. tenax*, a species described as occurring in a malignant form of malaria in India. *P. vivax*, the parasite of tertian malaria.

plasmogen [G. *plasma* + *genesis*, I produce.] Protoplasm.

plasmology [G. *plasma* + *-logia*.] Histology or science relating to the microscopic elements of living structure.

plasmolysis [G. *plasma* + *lysis*, solution.] 1. Shrinking or dissolution of the cell protoplasm. 2. Achromatolysis; leucolysis, erythrolysis.

plasmolytic. Relating to plasmolysis.

plasmolyze. To cause the shrinkage or dissolution of the cell protoplasm.

plasma. A mass of plasma cells such as seen in certain specific inflammatory lesions.

plasmon. Trade name of a solid food preparation made from milk.

plasmoptysis [G. *plasma* + *ptysis*, a spitting.] 1. Escape of protoplasm from a cell.

plasmorrhesis [G. *plasma* + *rhēxis*, a bursting.] Disintegration of a red blood-cell by shrinkage (crenation) with extrusion of particles of various size, erythrocytorrhesis; plasmatorrhesis.

plasmochisis (plaz-moe'ki-sis) [G. *plasma* + *chisis*, a cleaving.] Rapid disintegration of a red blood cell by breaking up into numerous particles resembling blood-platelets.

plasmosome [G. *plasma* + *sōma*, body.] Nucleoplasmic body.

plasmotropia. Relating to plasmotropism.

plasmotropism [G. *plasma* + *tropos*, a turning.] 1. Condition in which the bone-marrow, spleen, and liver contain markedly hemolytic bodies which cause the destruction of the erythrocytes, thereby remaining, however, unchanged while in the general circulation.

plasmozyme (plaz'mo-zim) [*plasma* + G. *zymen*, leaven.] Thrombogen.

plasmome [G. *plasis*, a forming, + *sōma*, body.] The hypothetical unit of protoplasm; the smallest possible particle of protoplasm, further division of which would destroy its structure and necessitate chemical change.

plasmion [G. *plassōn*, forming.] The protoplasm of a non-nucleated cell.

plaster [L. *emplastrum*.] A solid preparation which can be spread when heated, and which becomes adhesive at the temperature of the body; plasters are used to keep the edges of a wound in apposition, to protect raw surfaces, and, when medicated, to redden or blister the skin or to apply drugs to the surface to obtain their systemic effects; for the official plasters, see *emplastrum adhaesive p.*, *emplastrum adhaesivum*, *emulsiac* and *mercury p.*, *emplastrum mercuriale*.

cum hydrargyro. *belladonna* p., emplastrum belladonnæ. *blistering* p., ceratum cantharidis. *camphorated mother* p., emplastrum fuscum camphoratum. *capsicum* p., emplastrum capsici. *compound diachylon* p., emplastrum lithargyri compositum. *compound galbanum* p., emplastrum lithargyri compositum. *compound lead* p., emplastrum lithargyri compositum. *court* p., isinglass spread on thin silk, used as a protective to slight cuts and excoriations of the skin. *diachylon* p., emplastrum plumbi. *iron* p., a mixture of ferri hydroxydum, Burgundy pitch, olive oil, and lead plaster. *lead iodide* p., emplastrum plumbi iodidi. *lead* p., emplastrum plumbi. *litharge* p., emplastrum plumbi. *menthol* p., emplastrum menthol. *mercurial* p., emplastrum hydrargyri. *mustard* p., a paste of powdered mustard seed spread on cloth and applied to the skin as a rubefacient. *p. of Paris*, gypsum, or calcium sulphate, from which the water of crystallization has been expelled by heat, calcii sulphas exsiccatus. *opium* p., emplastrum opii. *pitch* p., emplastrum picis. *porous* p., any plaster spread on a cloth perforated with numerous holes. *soap* p., emplastrum saponis. *spice* p., emplastrum aromaticum (N.F.). *strengthening* p., iron p. *warming* p., emplastrum calefaciens. *white-lead* p., emplastrum cerussæ. *plaster-bandage*. A roller-bandage impregnated with plaster of Paris, and applied moist, in order to make a permanent dressing for a fracture or diseased joint.

plaster-jacket. Sayre's* jacket, a stiff jacket made with plaster-bandages for support of the spine in Pott's disease or scoliosis.

plaster-mull. Muslin impregnated with medicated gutta-percha, employed in certain skin diseases.

plastic [G. *plastikos*, relating to moulding.] 1. Plasmic, plasmatic, formative. 2. Capable of being formed or moulded. 3. In dentistry, an easily moulded material, such as amalgam, used for the filling of a tooth-cavity. *p. bronchitis*, bronchitis with an exudate of fibrin forming a pseudomembrane or a cast of the bronchial tubes. *p. surgery*, restorative surgery, the restoration of lost parts or the repair of defects by grafting or the transfer of tissue from a neighboring part.

plasticity (plas'tis-ti-ti). The capability of being formed or moulded, the quality of being plastic.

plastid [G. *plastos*, formed.] 1. One of the granules of foreign or differentiated matter, food-particles, fat, waste material, chromatophores, trichocysts, etc., in protozoan and other cells. 2. A unicellular organism. 3. Protoplast (1 or 2).

plastidule (plas'ti-dûl) [dim. of *plastid*.] Micella.

plastin [G. *plastos*, formed.] One of the protein constituents of the cell-nucleus, said to be resistant to the action of pepsin or trypsin.

plastron [Fr. a breastplate.] The sternum with costal cartilages attached.

plastogamy. Plasmatogamy.

plate [L. *platum*, G. *plateion*, a dish, a plate.] 1. A shallow dish. 2. In anatomy, lamina, lamella, a thin flat differentiated structure. 3. In dentistry, a thin piece of metal or other substance holding false teeth. *anal* p., an area of fusion of the entoderm and ectoderm, which subsequently disappears, forming the primitive anal opening in the embryo. *approximation* p., a perforated disc of decalcified bone employed in intestinal anastomosis. *auditory* p., the bony roof of the external auditory meatus. *axial* p., the primitive streak. *blood* p., platelet. *crib-*

reform p., lamina cribrosa [BNA] of the ethmoid bone. *dorsal* p., one of the two prominences of the notochord forming the neural canal in the embryo. *end* p., the expanded termination of a nerve-fibril in muscular tissue. *equatorial* p., the collected chromosomes at the equator of the spindle in the process of mitosis. *foot* p., basis stapedis [BNA], the flat portion of the stapes. *gray* p., lamina cinerea, lamina terminalis [BNA]. *medullary* p., the thickened central portion of the ectoderm in the young embryo, constituting the anlage of the central nervous system. *mesial* p., the longitudinal thickening of the mesoblast on either side of the notochord, dividing into two laminae, the outer, or parietal p., and the inner, or visceral p. *motorial* p., a motor end p. *neural* p., the thickened ectoderm at the bottom of the groove from which the neural canal is formed. *oral* p., a circumscribed area of fusion of the entoderm and ectoderm in the embryo; it subsequently disappears, being replaced by the opening between the mouth cavity and the pharynx. *orbital* p., os planum, lamina papyracea [BNA] of the ethmoid bone. *palate* p., pars horizontalis [BNA] of the palate bone. *parietal* p., the outer of the two layers of the mesoblast, on either side of the notochord in the embryo. *spiral* p., lamina spiralis. *tympenic* p., the bony plate between the anterior wall of the external auditory meatus and the tympanum, and the posterior wall of the mandibular, or glenoid, fossa. *visceral* p., the inner of the two layers of the mesoblast in the embryo.

platelet (plât'let). A little plate or plaque; specifically a blood-plate, a round or oval disc, presenting no biconcavity, one-third to one-half the size of an erythrocyte, and containing no hemoglobin, called also Hayem's hematoblast, Zimmermann's corpuscle or particle. The platelets are more numerous than the leucocytes, numbering from 200,000 to 800,000 per cubic millimeter.

platiculture. Plate culture.*

plating. The sowing of bacteria on a medium spread out in the form of a plate; the making of a plate culture.

platinic. Relating to platinum; noting a compound containing platinum in its higher valency.

platinode [L. *platinum* + G. *hodos*, way.] The negative plate of an electric cell or battery.

platinous. Relating to platinum; noting a compound containing platinum in its lower valency.

platinum. A metallic element, symbol Pt, atomic weight 195, of silver white color and of about the consistence of copper; it occurs usually as *spongy* p., of gray color soft and porous; it is used largely for making chemical apparatus because of its resistance to acids; some of its salts have been employed in the treatment of syphilis in doses of gr. $\frac{1}{4}$ (0.008-0.03). *p. group*, a group of two amphoteric elements, palladium and platinum.

Platner's crystals. Crystals of the sodium salts of bile acids, obtained by evaporating bile-containing urine with soda, extracting with absolute alcohol, and adding enough ether to produce a slight cloudiness.

platy- [G. *platys*, flat, broad.] A prefix conveying the idea of width or flatness.

platycephalic, *platycephalous* (plât'î-sê-fal'ik, plat'î-sêf'al-us) [G. *platys*, flat, + *kephalê*, head.] Having a flattened skull, one with a vertical index less than 70.

platycephaly [G. *platys*, flat, + *kephalê*, head.] Flatness of the skull, a condition in which the vertical cranial index is below 70.

platycnemias (plat'ik-ne'mī-ah) [G. *platys*, flat, broad, + *knēmā*, leg.] A condition in which the tibia is abnormally broad and flat, platycnemism.

platycnemic. Relating to or marked by platycnemism.

platycnemism. Platycnemias.

platycoria [G. *platys*, broad, + *korē*, pupil.] Mydriasis, dilatation of the pupil.

platycrania [G. *platys*, flat, + *kranion*, skull.] Platycephaly.

platycte (plat'i-sīt) [G. *platys*, broad, + *kytos*, cell.] A small giant cell formed in tubercles.

platyglossal [G. *platys*, broad, + *glōssa*, tongue] Having a broad flattened tongue.

platyhelminth [G. *platys*, flat, + *helmins* (*helminth*-), worm.] A flat worm, a cestode or trematode.

Platyhelmintha, **Platyhelminthes**. A class of *Verms*, or worms, which includes the *Cestodes* and *Trematodes*, parasitic in man and the lower animals, as well as *Turbellaria* and other free-living worms.

platyhiere (plat-i-hi-er'ik) [G. *platys*, broad, + *hieron*, sacrum.] Having a broad sacrum.

platymyoid (plat-i-mī'oyd) [G. *platys*, broad, + *mys*, muscle.] Noting a form of muscle cell in which the contractile layer presents an even surface.

platyopia [G. *platys*, broad, + *ōps* (*ōp*-), face.] Broadness of the face, noting a condition in which the nasomalar index is less than 107.5.

platyopic. Relating to or characterized by platyopia; having a broad face.

platypellie [G. *platys*, broad, + *pellis*, bowl (pelvis).] Having a broad pelvis.

platypodia [G. *platys*, flat, + *pous* (*pod*-), foot.] Flat-foot, pes planus.

platyrrhine (plat'i-rīn) [G. *platys*, broad, + *rhis* (*rhin*-), nose.] 1. Characterized by a nose of abnormal width in proportion to its length. 2. Noting a skull with a nasal index between 51.1, or 53, and 58.

platyrrhiny (plat'i-rī-nī). A condition in which the anteroposterior diameter of the nasal fossæ is abnormally short.

platysma myoides [G. *platysma*, a flat plate; *mys*, muscle, + *eidōs*, resemblance.] A broad thin muscle of the neck; see under *musculus*.

platystencephaly [G. *platystos*, widest, + *kephalē*, head.] Extreme width of the skull in the occipital region, with narrowing anteriorly and prognathism.

platytrope [G. *platys*, broad, flat, + *tropos*, a turn.] One of two symmetrical lateral parts of the body.

Plaut's ulcer (plowt). Plaut-Bernheim ulcer, Vincent's* angina.

Playfair's methoid [William Smoult *Playfair*, British physician, 1836-1903.] Rest and food cure; Weir Mitchell* treatment.

plectrum [G. *plēktron*, hammer.] 1. The uvula. 2. The styloid process of the temporal bone. 3. The malleus.

pledget (plej'et). A small mass or tuft of wool, cotton, or lint.

plegaphonia [G. *plēgē*, stroke, + *aphōnia*, absence of voice.] Tapping on the larynx or trachea, to take the place of the voice sounds in auscultation.

Plehn's caryochromatophile granules (plānz kar'ti-o-kro-mat'o-fil gran'ūlz) [Albert *Plehn*, German physician, *1861.] Basophile granules in the conjugating form of the malarial parasite.

pleiades (pli'ā-dēz) [the group of small stars in the constellation *Taurus*.] A collection of enlarged lymphatic nodes.

pleochroic (ple-o-kro'ik) [G. *pleōn*, more, + *chrōs*, color.] Relating to pleochroism.

pleochroism (ple-ok'ro-izm). The condition of showing different colors in different positions, noting certain crystals.

pleochromat'ic. Pleochroic.

pleochro'matism. Pleochroism.

pleocyto'sis [G. *pleōn*, more, + *kytos*, cell, + *sis*.] Lymphocytosis in the cerebrospinal fluid in syphilitic and parasymphilitic diseases of the central nervous system.

pleomas'tia [G. *pleōn*, more, + *mastrōs*, breast.] The presence of supernumerary breasts or nipples.

pleomas'tic. Relating to or characterized by pleomastia; having supernumerary breasts or nipples.

pleoma'stia [G. *pleōn*, more, + *mastrōs*, breast.] Pleomastia.

pleomor'phic [G. *pleōn*, more, + *morphē*, form.] Occurring in more than one form; *pleomorphic*, polymorphous, multiform.

pleomor'phism [G. *pleōn*, more, + *morphē*, shape.] Occurrence in more than one form; the existence in the same species or other natural group of more than one type; polymorphism.

pleomor'phous. Pleomorphic, polymorphous, multiform.

ple'onasm [G. *pleonasmos*, exaggeration.] Redundancy of parts; excess in size.

plerocercoid. The bothriocephalus meale in the fish, by the ingestion of which infection of *Bothriocephalus latus* occurs in man.

pleiomor'phic. Resembling in form.

pleiomor'phism [G. *plēios*, near, + *morphē*, form.] Similarity in form.

pleiomor'phous. Pleiomorphic.

plesthesia, **plesthesia** (plez-es-the'si-ah) [G. *plēssō*, I strike, + *aisthēsis*, sensation.] Palpatory percussion.*

plessim'eter [G. *plēssō*, I strike, + *metron*, measure.] Pleximeter, an oblong plate of hard rubber, ivory, or other flexible substance, employed in medical percussion, being placed against the surface and struck with the plessor.

plessimetric. Relating to a plessimeter.

plex'or [G. *plēssō*, I strike.] Plexor, a small hammer, usually with soft rubber head, used to tap the part directly, or through the plessimeter, in percussion of the chest or other part.

plethora (pleth'o-rah; correctly pleth'o-rah) [G. *plēthōra*, fullness.] 1. General congestion; increase in the volume of the blood, causing an abnormal distention of the blood-vessels. 2. An excess of any of the body-fluids.

pleth'oric. Relating to plethora, having overfilled blood-vessels.

plethys'mograph [G. *plēthysmos*, a filling, + *graphein*, I record.] An instrument for recording graphically the varying size of a part as determined by the state of fullness of its blood-vessels.

pleura, gen. *pleu'ra* (plu'rah) [G. *pleura*, side.] The serous membrane enveloping the lungs and lining the walls of the thoracic cavity. *p. cervicalis*, the pleura rising up into the root of the neck. *p. costalis*, the layer lining the chest walls. *p. diaphragmatica*, the layer of parietal pleura covering the upper surface of the diaphragm, except along its costal attachments and where it is covered with the pericardium. *p. mediastinalis*, the continuation of the costal pleura passing from the sternum to the vertebral column which covers the side of the mediastinum. *p. parietalis*, that which lines the different parts of the chest wall, called costal, diaphragmatic, mediastinal, and cervical according to the parts involved.

p. pulmona'lis, the layer investing the lungs and dipping into the fissures between the several lobes. **p. viscera'lis**, **p. pulmonalis**.

air in, pneumothorax. **air and blood in**, pneumohemothorax, hemopneumothorax, hematopneumothorax. **air and fluid in**, hydropneumothorax, pneumoserothorax, pneumohydrothorax. **air and pus in**, pyopneumothorax, pneumopyothorax. **blood in**, hemothorax. **calcification**, pleurostosis. **calculus in**, pleurolith. **disease**, pleuropathy, pleuropathia. **excision of a part of**, pleurectomy. **fluid in**, hydrothorax, hydropleurisy, pleurorrhea. **gas in**, pneumothorax. **incision into**, pleurotomy. **inflammation**, pleurisy, pleuritis. **pain**, pleuralgia, pleurodynia. **puncture of**, pleurocentesis, thoracentesis. **pus in**, pyothorax, empyema, pleurapostema, pleuropyesia.

pleuracentesis (plu'rah-sen-te'sis) [G. *pleura*, side, + *kentēsis*, puncture.] Pleurocentesis, paracentesis of the pleural cavity.

pleu'ral. Relating to the pleura.

pleural'gia [G. *pleura*, side, + *algos*, pain.] Pleurodynia.

pleural'gic. Relating to pleuralgia.

pleurapoph'ysis [G. *pleuron*, rib, + *apophysis*, process.] A rib, or the process on a cervical or lumbar vertebra corresponding thereto.

pleurec'tomy [G. *pleuron*, rib, + *ektomē*, excision.] Excision of a portion of one or more ribs.

pleu'risy [G. *pleura*, the side.] Inflammation of the pleura, pleuritis. **adhe'sive p.**, dry **p.** **costal p.**, inflammation of the pleura lining the thoracic walls. **diaphragma'tic p.**, inflammation limited more or less to the pleura covering the diaphragm. **dry p.**, **p.** with a fibrinous exudation, without an effusion of serum, resulting in more or less adhesion between the opposing surfaces of the pleura. **en'cys'ted p.**, a form of serofibrinous **p.**, in which adhesions occur at various points, circumscribing the serous effusion. **fibrinous p.**, dry **p.** **hemorrhag'ic p.**, **p.** with an effusion of blood-stained serum. **interlob'ular p.**, inflammation more or less limited to the pleura in the sulci between the pulmonary lobes. **metapneu-mon'ic p.**, purulent **p.**, or empyema, marked by the presence of the pneumococcus. **plastic p.**, dry **p.** **p.** with effusion, **p.** accompanied with a more or less profuse serous exudation. **pul'monary p.**, inflammation of the pleura covering the lungs; visceral **p.**; peripneumonia. **pu'rulent p.**, empyema, pyothorax. **serofibrinous p.**, the more common form of **p.** characterized by a fibrinous exudate on the surface of the pleura and a more or less extensive effusion of serous fluid into the pleural cavity. **serous p.**, **p.** with effusion. **supp'urative p.**, empyema. **typhoid p.**, acute or subacute **p.** with typhoid symptoms. **vis'ceral p.**, pulmonary **p.** **wet p.**, **p.** with effusion.

pleu'risy-root. Butterfly weed, orange milkweed, *Asclepias tuberosa*.

pleurit'ic. Relating to or suffering from pleurisy.

pleuritis (plu-ri'(re)'tis) [G. *pleura*, side, + *-itis*.] Pleurisy.

pleurocele (plu'ro-sēl) [G. *pleura*, side, + *kēlē*, hernia.] Pneumocoele, hernia of the lung.

pleurocente'sis [G. *pleura*, side, + *kentēsis*, puncture.] Operative puncture of the pleural cavity; paracentesis of the thorax.

pleurocen'trum [G. *pleura*, side, + *kentron*, center.] One of the lateral halves of the body of a vertebra.

pleuroc'tyxis [G. *pleura*, side, + *klysis*, a washing out.] Washing out of the pleural cavity.

pleurodont [G. *pleura*, side, + *odont* (odont-), tooth.] Noting animals having the teeth ankylosed to the sides of the sockets, or laterally fixed to the jaw.

pleurodyn'ia [G. *pleura*, side, + *odynē*, pain.] A

painful rheumatic affection of the tendinous attachments of the thoracic muscles, usually of one side only; pleuralgia.

pleurogen'ic, **pleurogenous** (plu-roj'en-us) [G. *pleura* + *genesis*, origin.] Of pleural origin, beginning in the pleura.

pleurohepatitis (plu-ro-hep-ā-ti'(te)'tis) [G. *pleura* + *hēpar* (hēpat-), liver, + *-itis*.] Hepatitis with extension of the inflammation to the neighboring portion of the pleura.

pleu'rolith [G. *pleura* + *lithos*, stone.] A concretion in the pleural cavity, pleural calculus.

pleuropericar'dial. Relating to both pleura and pericardium. **p.** **murmur**, a pleural friction sound over the pericardial region, synchronous with the heart's action, and simulating a pericardial murmur.

pleuropericarditis (plu-ro-per'ī-kar-di'(de)'tis) [G. *pleura* + *peri*, around, + *kardia*, heart, + *-itis*.] Combined inflammation of the pericardium and of the pleura.

pleuroperiton'eal. Relating to both pleura and peritoneum.

pleuropneumonia (plu'ro-nu-mo'nī-ah). 1. Lobar pneumonia. 2. A specific infectious disease in cattle, characterized by inflammation of the lungs and pleura.

pleuropul'monary. Relating to the pleura and the lungs.

pleu'rorrhe'a, **pleu'rorrhoe'a** [G. *pleura* + *rhoia*, a flow.] A pleural effusion; hydrothorax.

pleuroso'ma [G. *pleura*, side, + *sōma*, body.] A monster with extensive eventration in the upper abdominal and thoracic regions.

pleurotho'tonos [G. *pleurothen*, from the side, + *tonos*, tension.] Tonic muscular spasm curving the body to one side.

pleurot'omy [G. *pleura* + *tomē*, incision.] Incision into the pleural cavity in order to give exit to effused fluid.

pleuroty'phoid. Typhoid pleurisy.

pleurovis'ceral. Relating to the visceral pleura.

plex'al. Relating to a plexus.

plex'iform [L. *plexus* + *forma*, form.] Resembling or forming a plexus.

plexim'eter, **plexom'eter** [G. *plēxis*, stroke, + *metron*, measure.] Plessimeter.

plexim'e'tric. Relating to a pleximeter or to mediate percussion.

plex'or [G. *plēxis*, a stroke.] Plessor.

plex'us, pl. (Eng.) *plexuses*, (Lat.) *plexus* [L. a braid.] A network or interjoining of nerves (*p. nervosus*), of veins (*p. venosus*), or of lymphatic vessels (*p. lymphaticus*).

p. aorticus, aortic plexus, a plexus of lymph nodes and connecting vessels lying along the lower portion of the abdominal aorta.

p. aorticus abdomina'lis, abdominal aortic **p.**, a sympathetic **p.** surrounding the abdominal aorta, directly continuous with the thoracic aortic **p.**

p. aorticus thoraca'lis, thoracic aortic **p.**, a fine sympathetic plexus surrounding the thoracic aorta and passing with it through the aortic opening in the diaphragm, to become continuous with the abdominal aortic **p.**

p. arte'ris cer'e'abri anterio'ris, **p.** of the anterior cerebral artery, a sympathetic **p.** accompanying the artery of the same name, derived from the internal carotid **p.**

p. arte'ris cer'e'abri me'diæ, **p.** of the middle cerebral artery, a sympathetic **p.** accompanying the artery of the same name, derived from the internal carotid **p.**

p. arte'ris chroid'e'æ, **p.** of the choroid artery, a sympathetic **p.** accompanying the artery of the same name, derived from the internal carotid **p.**

p. arte'ris ovar'icæ, **p.** of the ovarian artery, a sym

pathetic p., derived from the aortic and accompanying the ovarian artery to the ovary, broad ligament, and oviduct.

p. arterio^osonervo^osus, p. cavernosus.

p. auricula^oris posterio^or, posterior auricular p., a sympathetic p. on the artery of this name, derived from the external carotid p.

p. axilla^oris, axillary p., a lymphatic plexus formed of the lymph nodes, with their afferent and efferent vessels, in the axilla.

p. basilla^oris [BNA], sinus basilaris, on the clivus of the occipital bone, connected with the inferior petrosal and cavernous sinuses.

p. brachia^olis, brachial plexus, formed of the anterior rami (anterior primary divisions) of the fifth cervical to first thoracic nerves; the nerves converge in the posterior triangle of the neck between the scalenus anterior and medius and pass down on the outer side of the subclavian artery behind the clavicle into the axilla.

p. cardi^oacus, cardiac p., a wide-meshed network of anastomosing cords from the sympathetic and vagus nerves, surrounding the arch of the aorta and the pulmonary artery.

p. carot^oicus commu^onis, common carotid p., a small p. accompanying the artery of the same name formed by fibers from the middle cervical ganglion of the sympathetic.

p. carot^oicus exter^onus, external carotid p., a sympathetic p. formed by the external carotid nerves, surrounding the artery of the same name, and giving origin to a number of secondary plexuses along the branches of this artery and to branches of the carotid glomus.

p. carot^oicus inter^onus, internal carotid p., a sympathetic p. surrounding the internal carotid artery in the carotid canal and cavernous sinus, and sending branches to the tympanic plexus, sphenopalatine ganglion, abducens and oculomotor nerves, the cerebral vessels, and the ciliary ganglion.

p. caverno^oal concha^orum, venous plexuses in the mucous membrane of the two lower turbinated bodies, giving to this part the property of erectile tissue.

p. caverno^osus, cavernous plexus, the portion of the p. carot^oicus internus in the cavernous sinus.

p. caverno^osus pe^onis or clitor^oidis, cavernous p. of the penis or of the clitoris, a sympathetic p. at the root of the penis or clitoris, derived from the hypogastric, sending branches to the corpus cavernosum.

p. cervica^olis, cervical p., formed by loops joining the anterior rami of the first four cervical nerves and receiving communicating rami from the sympathetic cervical ganglion; it lies beneath the sternocleidomastoid muscle, and sends out numerous cutaneous, muscular, and communicating rami.

p. chorioid^oeus, chorioid plexus, a vascular proliferation or fringe of the fold of pia mater, tela chorioides, in one of the cerebral ventricles; by secretion or absorption of cerebrospinal fluid the chorioid plexus serves to regulate the intraventricular pressure.

p. chorioid^oeus ventric^ouli latera^olis, chorioid plexus of the lateral ventricle, the vascular fringe of the lateral edge of the velum interpositum which projects into each lateral ventricle.

p. chorioid^oeus ventric^ouli quar^oti, chorioid plexus of the fourth ventricle, one of two vascular fringes of pia mater projecting on either side from the lower part of the roof of the fourth cerebral ventricle.

p. chorioid^oeus ventric^ouli ter^otii, chorioid plexus of the third ventricle, the double row of vascular projections from the under surface of the velum interpositum where it roofs over the third cerebral ventricle.

p. coccyge^ous, coccygeal p., a small plexus formed by the 5th sacral and the coccygeal nerves, usually regarded as forming part of the pudendal p.; it gives origin to the anococcygeal nerves.

p. coeli^oacus, celiac p., (1) [BNA] solar p., abdominal brain, the largest of the sympathetic plexuses lying in front of the aorta at the level of origin of the celiac artery, behind the stomach; it is formed by the splanchnic and the pneumogastric nerves and cords from the celiac and superior mesenteric ganglia; through its connections with the other abdominal plexuses it

branches to all the abdominal viscera; (2) a

lymphatic plexus formed of the superior mesenteric lymph nodes and the fifteen or twenty celiac nodes behind the stomach, duodenum, and pancreas, together with the connecting vessels.

p. corona^oris cor^odis ante^orior, anterior coronary; of the heart, derived from the cardiac p. and accompanying the anterior coronary artery.

p. corona^oris poste^orior, posterior coronary, derived from the cardiac p. and accompanying the posterior coronary artery.

p. deferentia^olis, deferential p., a sympathetic p. of the seminal vesicle and ampulla of the vas deferens; each side, derived from the hypogastric.

p. denta^olis infe^orior, inferior dental p., formed of branches of the inferior alveolar nerve ascending before they supply the teeth.

p. femora^olis, femoral p., a sympathetic p. accompanying the femoral artery, derived from the iliac plexus.

p. ganglio^osus cilia^oris, ciliary ganglionic plexus, a nerve p. lying on the ciliary muscle, derived from the oculomotor, trigeminal, and sympathetic.

p. gas^otricus, gastric plexus, one of two plexuses anterior and posterior, formed by a continuation of the esophageal plexuses and containing the terminations of the vagus; they communicate with the abdominal sympathetic plexuses and send rami to most of the abdominal viscera.

p. gas^otricus infe^orior, inferior gastric p., lying on the greater curvature of the stomach, formed of branches from the hepatic p.

p. gas^otricus supe^orior, superior gastric p., an unpaired sympathetic p. on the lesser curvature of the stomach, extending thence to the anterior and posterior surfaces and uniting with the gastric plexuses of the vagus.

p. gula^olis [L. gula, gullet], p. oesophagus [BNA].

p. haemorrhoi^odis, hemorrhoidal plexus of veins rests upon the posterior and lateral walls of the rectum; from it run the superior hemorrhoidal vein to the portal, the middle hemorrhoidal vein to the hypogastric (internal iliac) vein, and the inferior hemorrhoidal to the inferior pudendal.

p. haemorrhoi^odis me^odius, middle hemorrhoidal p., a sympathetic p. on the rectum, derived from the hypogastric.

p. haemorrhoi^odis supe^orior, superior hemorrhoidal p., a sympathetic p. on the artery of the same name derived from the inferior mesenteric and distributed to the rectum.

p. hepatic^ous, hepatic p., an unpaired sympathetic p. lying on the hepatic artery and its branches in the liver.

p. hypogastricus, hypogastric p., (1) a large unpaired sympathetic p. lying in front of the 5th lumbar vertebra and promontory of the sacrum; (2) a lymphatic p. formed of ten or twelve lymph nodes and their connecting vessels situated on the wall of the true pelvis on either side along the hypogastric vessels.

p. ili^oacus, iliac p., lying on the iliac arteries, derived from the hypogastric p.

p. ili^oacus exter^onus, external iliac plexus, a lymphatic plexus formed by the lymph nodes along the external iliac artery on either side, and their afferent and efferent vessels.

p. inguina^olis, inguinal p., a lymphatic p. formed of ten to fifteen lymph nodes with their connecting vessels lying superficially near the termination of the femoral vein and more deeply along the femoral artery and vein in the iliopectineal fossa.

p. jugula^oris, jugular p., a lymphatic plexus formed of many lymph nodes, with their afferent and efferent vessels, extending along the internal jugular vein.

p. liena^olis, splenic p., a sympathetic p. lying on the splenic artery.

p. lingua^olis, lingual p., a sympathetic p. on the artery of this name, derived from the external carotid p.

p. lumba^olis, lumbar p., (1) a nervous p. formed by the first four lumbar nerves; it lies in the distance of the psoas muscle; (2) a lymphatic p. formed of about twenty lymph nodes and connecting vessels situated along the lower portion of the aorta and the common iliac vessels.

p. lumbosacra^olis, lumbosacral p., formed by the union of the anterior primary divisions of the lumbar

sacral, and coccygeal nerves; it is usually divided into lumbar, sacral, and pudendal plexuses.

p. lymphaticus, any network of lymphatic vessels.
p. mamma'rius, mammary p., a lymphatic plexus, formed of small lymph nodes, with their vessels, situated along the course of the internal mammary arteries.

p. mamma'rius inter'nus, internal mammary p., a sympathetic plexus on the artery of this name, derived from the subclavian p.

p. maxilla'ris exter'nus, external maxillary p., a sympathetic p. on the artery of this name, sending a branch to the submaxillary ganglion, derived from the external carotid p.

p. maxilla'ris inter'nus, internal maxillary p., a sympathetic plexus on the artery of this name, derived from the external carotid p.

p. mesenter'icus infe'rior, inferior mesenteric p., a sympathetic plexus, derived from the aortic, surrounding the inferior mesenteric artery and sending branches to the descending colon, sigmoid, and rectum.

p. mesenter'icus super'ior, superior mesenteric p., an unpaired sympathetic p., a continuation or part of the celiac p., sending nerves to the intestines and forming with the vagus the myenteric and submucous plexuses.

p. myenter'icus [BNA], myenteric p., p. of Auerbach, a gangliated plexus of non-medullated fibers, derived chiefly from the superior mesenteric p., lying in the muscular coat of the intestine.

p. nervo'sus, a p. formed by the interlacing of nerves by means of numerous anastomotic branches.

p. occipita'lis, occipital p., a sympathetic p. on the artery of this name, derived from the external carotid p.

p. oesophage'us [BNA], esophageal p., p. gule, one of two nervous plexuses, posterior and anterior, on the walls of the esophagus; the first is formed by branches from the right vagus and left recurrent, the second by the anastomosing trunks of the vagus after leaving the pulmonary plexuses; branches supply the mucous and muscular coats of the esophagus.

p. ophthalm'icus, ophthalmic p., a sympathetic p. entering the orbit in company with the ophthalmic artery, derived from the internal carotid p.

p. pampinifor'mis, a plexus formed, in the male, by veins from the testicle and epididymis, consisting of eight or ten veins lying in front of the vas deferens and forming part of the spermatic cord; in the female the ovarian veins form this plexus between the layers of the broad ligament.

p. parotide'us [BNA], parotid p., p. pes anserinus, the diverging branches of the facial nerve passing through the substance of the parotid gland, connected by numerous looped anastomoses.

p. pharynge'us, a venous plexus on the posterolateral walls of the pharynx, emptying through the pharyngeal veins into the jugularis interna.

p. pharynge'us ascen'dens, ascending pharyngeal p., a sympathetic p. on the artery of the same name formed of fibers from the superior cervical ganglion.

p. phren'icus, phrenic p., a sympathetic p. surrounding the inferior phrenic artery.

p. poplite'us, popliteal p., a sympathetic p. surrounding the popliteal artery, derived from the femoral p.

p. prosta'ticovesica'lis, prostaticovesical plexus, a venous plexus around the prostate gland and neck of the bladder; it communicates with the vesical and pudendal plexuses, and empties by one or more efferent vessels into the hypogastric (internal iliac) vein; it corresponds to the p. vesicalis inferior in the female.

p. prosta'ticus, prostatic p., a sympathetic p. on the prostate, derived from the hypogastric.

p. pterygoide'us, pterygoid plexus, situated in the zygomatic and pterygoid fossae, receiving veins accompanying the branches of the internal maxillary artery, and terminating in the internal maxillary vein.

p. pudenda'lis, pudendal plexus, a venous plexus arising chiefly from the dorsal vein of the penis (or clitoris), passing between the arcuate ligament of the pubis and transverse ligament of the pelvis to the prostaticovesical (in the female, inferior vesical) plexus.

p. puden'dus, pudendal p., formed by the 3rd, 4th, and 5th sacral and the coccygeal nerves; it lies on the

inner surface of the posterior wall of the pelvis, and its nerves are distributed almost wholly to the perineum.

p. pulmona'lis, pulmonary p., one of two nervous plexuses, anterior and posterior, at the hilum of each lung, formed by branches of the sympathetic and bronchial rami of the vagus nerve; from them various branches accompany the bronchi and arteries into the lung.

p. rena'lis, renal p., a sympathetic p. surrounding the renal artery and extending with it into the substance of the kidney.

p. sacra'lis, sacral p., sciatic p., formed by the 4th and 5th lumbar and 1st, 2d, and 3d sacral nerves; it lies on the inner surface of the posterior wall of the pelvis; its nerves supply the lower extremities.

p. sacra'lis ante'rior, anterior sacral plexus, a venous plexus on the anterior surface of the sacrum, formed by branches from the lateral sacral veins.

p. sacra'lis medius, middle sacral plexus, a lymphatic plexus formed of lymph nodes and connecting vessels situated chiefly in the mesorectum anterior and inferior to the promontory of the sacrum.

p. sola'ris, solar p., p. coeliacus [BNA].

p. spermatic'us, spermatic p., a sympathetic p. derived from the aortic and accompanying the spermatic artery to the testicle and cord.

p. subcla'vius, subclavian p., a sympathetic p. accompanying the artery of this name, formed by fibers from the inferior cervical ganglion, and giving off secondary plexuses along the branches of the subclavian.

p. submuc'o'sus [BNA], submucous p., p. of Meissner, a gangliated p. of non-medullated nerve-fibers, derived chiefly from the superior mesenteric plexus, ramifying in the intestinal submucosa.

p. suprarena'lis, suprarenal p., a sympathetic p., formed mainly by branches from the celiac ganglion, lying at the hilum of the suprarenal body.

p. sympath'ic, sympathetic plexuses, see *systema nervorum sympathicum*.

p. tempora'lis superficia'lis, superficial temporal p., a sympathetic p. on the artery of this name, derived from the external carotid p.

p. thyroide'us im'par, a venous plexus in front of the lower portion of the trachea formed by anastomoses between the inferior thyroid veins; it terminates in the unpaired vena thyroidea ima.

p. thyroide'us infe'rior, inferior thyroid p., a sympathetic p. on the artery of this name, derived from the subclavian p.

p. thyroide'us super'ior, superior thyroid p., a sympathetic p. on the artery of the same name, derived from the external carotid p.

p. tympan'icus, tympanic p., Jacobson's p., a p. on the inner wall of the tympanum and the promontory formed by the tympanic nerve, an anastomotic branch of the facial, and sympathetic branches from the internal carotid p.; it supplies the mucosa of the tympanum, mastoid cells, and Eustachian tube, and gives off the lesser superficial petrosal nerve to the otic ganglion.

p. uterovagina'lis, uterovaginal p., a gangliated sympathetic p. on each side of the cervix uteri, derived from the hypogastric.

p. uterovagina'lis, uterovaginal plexus, a nervous plexus on either side of the vagina and cervix uteri, emptying into the uterine veins.

p. vasculo'sus, a vascular network formed by frequent anastomoses between the blood-vessels (arteries or veins) of a part.

p. veno'si vertebra'les, vertebral venous plexuses, venous networks on the outer and inner surfaces of the spinal column; of the *external* plexuses the posterior are the larger, the anterior being well marked only in the neck; they empty into the intervertebral veins; the *internal* plexuses are found between the dura mater and periosteum the entire length of the spine.

p. veno'sus, a vascular network formed by numerous anastomoses between veins.

p. veno'sus carot'icus inter'nus, the internal carotid venous plexus, a venous network around the internal carotid artery in the carotid canal of the temporal

bone, connecting with the cavernous sinus and internal jugular vein.

p. vertebra'lis, vertebral p., a sympathetic p. on the artery of this name, derived from the subclavian p.

p. vesica'lis, vesical p., (1) a sympathetic p. on the bladder, derived from the hypogastric; (2) a venous plexus at the fundus and sides of the bladder on the outer surface of the muscular coat, draining into the prostaticovesical (in the female, inferior vesical) plexus.

p. vesica'lis infe'rior, inferior vesical plexus in the female, corresponding to the *p. prostaticovesicalis* in the male.

stroma p., a plexus of nerves in the parenchyma of the cornea consisting of the *primary* or *deep* plexus, in the substance of the cornea, and the *sub-basal* or *superficial* plexus just beneath the anterior limiting membrane.

pli'ca, gen. and pl. *pli'cae* [L., a plait or fold.] 1. One of several anatomical structures in which there is a folding over of the parts. 2. A matted condition of the hair due to filth and the presence of parasites, *plica polonica*. 3. In veterinary practice, chronic impetiginous eczema of the parts covered by the mane; mange of mane and tail

p. ala'ris, pl. *pliae alares* [BNA], alar folds, *pliae aliformes*, *ligamenta alaria*; one of the wing-like lateral fringes or expansions of the *ligamentum mucosum*, or *plica synovialis patellaris*.

p. ampulla'ris, one of the folds of mucous membrane at the fimbriated extremity of the oviduct.

p. aryepiglott'ica, aryepiglottic or arytenoepiglottidean fold, a prominent fold of mucous membrane stretching between the lateral margin of the epiglottis and the arytenoid cartilage on either side; it encloses the aryepiglottic muscle.

p. axilla'ris, axillary fold, one of the folds of skin and muscular tissue bounding the axilla anteriorly and posteriorly.

p. caeca'lis, cecal fold, one of two peritoneal folds, superior and inferior, the former the outer layer, the latter the inner layer of the ascending mesocolon.

p. chorioid'ea, a fold in the embryo whence arises the chorioid plexus.

p. cilia'ris, ciliary fold, one of a number of low ridges in the furrows between the ciliary processes; together with the processes they constitute the corona ciliaris.

p. circula'ris, pl. *pliae circulares* [BNA], valvulae conniventes; one of numerous folds of the mucous membrane of the small intestine, running transversely for about two-thirds of the circumference of the gut.

p. duodenojejuna'lis, superior duodenal fold, a fold of peritoneum bounding the superior duodenal fossa.

p. duodenomesocol'ica, inferior duodenal fold, a fold of peritoneum bounding the inferior duodenal fossa, or fossa of Treitz.

p. epigas'trica, epigastric fold, a ridge on the peritoneal surface of the anterior abdominal wall formed by the deep epigastric artery.

p. epiglott'ica, one of three folds of mucous membrane passing between the tongue and the epiglottis, *p. glossoepiglottica lateralis* on either side and *p. glossoepiglottica mediana*.

p. fimbria'ta, fimbriated fold, one of several folds running outward from the frenulum on the under surface of the tongue.

p. glossoepiglott'ica latera'lis [BNA], lateral glossoepiglottidean fold, a fold of mucous membrane extending from the margin of the epiglottis to the sides of the base of the tongue and the pharynx on either side.

p. glossoepiglott'ica media'na [BNA], middle glossoepiglottidean fold, frenulum epiglottidis, a fold of mucous membrane extending from the back part of the dorsum of the tongue to the front of the epiglottis.

p. gubernat'rix, a fold of the mesorchium, or mesentery of the testis in the fetus, which is attached below, contains the gubernaculum testis, and terminates at the internal ring in the processus vaginalis.

p. hypogas'trica, *p. umbilicalis lateralis* [BNA].

p. ileocaeca'lis, ileocecal fold, a fold of peritoneum, said to be non-vascular, bounding the ileocecal or ileoappendicular fossa.

p. interdigita'lis, one of the folds of skin or permanent web, between the fingers and toes.

p. iridis, fold of the iris, one of a number of very fine, almost microscopic, radial folds on the posterior surface of the iris.

p. lacrima'lis, lacrymal fold, *Henschie's* or *Rosenmueller's* valve, *Hassner's* fold, a fold of mucous membrane guarding the lower opening of the nasolacrymal duct.

p. luna'ta, *p. semilunaris conjunctivae*.

p. malleola'ris, one of two ligamentous bands, anterior and posterior, making folds on the tympanic side of the *membrana tympani* extending from the extremity of the notch of *Rivinus* to the male or prominence; they mark the boundary between the tense and the flaccid portions of the drum membrane.

p. membra'nae tympani, tympanic or tympanic-malleolar fold, one of two folds, anterior and posterior, on the outer surface of the *membrana tympani* converging from the borders of extremities of the *arcus* of *Rivinus* toward the short process of the malleus.

p. neuropath'ica, a twisting together of the *arcus* forming a matted or felt-like condition, not due, as *p. polonica*, to filth.

p. palma'ta, pl. *pliae palmatae*, arbor vitae structure of the two longitudinal ridges, anterior and posterior, in the mucous membrane lining the cervix uteri, between which numerous secondary folds, or rugae, branch off.

p. polon'ica, see *plica* (2).

p. rec'ta, *p. transversalis recti*.

p. rectouteri'na, *Douglas's* fold, a fold of peritoneum containing the rectouterine muscle, passing from the rectum to the base of the broad ligament on either side, forming the lateral boundary of *Douglas's* pouch.

p. rectovagina'lis, *p. rectouterina*.

p. salpingopalati'na [BNA], *p. tubopalatina*, a fold passing from the anterior border of the opening of the Eustachian tube to the palate.

p. salpingopharynge'a, *salpingopharyngeal* band, a ridge of mucous membrane extending from the lower end of the torus tubarius along the wall of the pharynx.

p. semiluna'ris conjunctivae, the semilunar fold, formed by the palpebral conjunctiva at the inner angle of the eye.

p. sigmoid'ea, one of the transverse folds of mesentery in the cecum and colon.

p. sublingua'lis, an elevation in the floor of the mouth beneath the tongue, on either side, marking the site of the sublingual gland.

p. synovia'lis, synovial fold; a projection from the synovial membrane of a joint extending toward the space between the two articular surfaces.

p. synovia'lis patella'ris [BNA], patellar synovial fold, *ligamentum mucosum*, a fold of synovial membrane extending from below the level of the articular surface of the patella to the anterior part of the intercondyloid notch.

p. triangula'ris, a fold of mucous membrane at the point of junction of the anterior pillar of the tonsil with the tongue.

p. transversa'lis rec'ti, *Houston's* valve, *Kohlschutter's* valve; one of from three to five crescentic folds on the lateral walls of the rectum, caused by an induration of the mucous and part of the muscular coats.

p. tuba'ris, one of the many longitudinal folds in the mucous membrane of the Fallopian tube.

p. tubopalati'na, *p. salpingopalatina*.

p. umbilical'is latera'lis [BNA], lateral umbilical fold, *p. hypogastrica*, a fold of peritoneum on the anterior abdominal wall covering the attachment of the hypogastric artery on either side of the umbilicus.

p. umbilical'is me'dia [BNA], middle umbilical fold.

p. urachi, a fold of peritoneum on the anterior wall of the abdomen covering the urachus, or remains of the allantois.

p. urach'i, *p. umbilicalis media* [BNA].

p. ureter'ica, a fold of mucous membrane extending from the orifice of the ureter on either side to the median line of the bladder.

p. utero vesica'lis, *ligamentum vesico-uterinum*.

p. vascula'ris, the fold of the mesorchium, or peritoneal mesentery of the testis in the fetus.

attached above and ultimately contains the spermatic vessels.

p. ventricularis [BNA], ventricular fold, false vocal cord, a fold of mucous membrane on either wall of the larynx above the true vocal cord; it is concerned little, if at all, in voice production.

p. vestibuli, a fold of mucous membrane forming a ridge on the septum of the nose.

p. villosa, one of the ridges of the mucous membrane of the stomach in the region of the pylorus.

p. vocalis [BNA], vocal fold, true vocal cord; the sharp edge of a fold of mucous membrane stretching along either wall of the larynx from the angle between the ala of the thyroid to the vocal process of the arytenoid cartilage; the true vocal cords are the agents concerned in voice production.

di'cate [L. *plicatus*.] Folded, plaited, tucked.

lica'tion [L. *plicare*, to fold.] A folding or putting together in folds. Specifically an operation for reducing the size of a hollow viscus by taking folds or tucks in its walls.

licto'my [L. *plica*, fold, + G. *tomē*, incision.] Division of the posterior tympanomalleolar fold, or plica membranæ tympani.

Plimmer's bodies [Henry George Plimmer, London protozoologist, contemporary.] Certain cell inclusions, regarded by Plimmer as blastomycetes, found in cases of carcinoma.

Pomblères, France (plawn'-be-er'). Feebly mineralized waters, having a faintly alkaline reaction, and containing traces of arsenic. One cold ferruginous spring. Thirty springs, 55° F. to over 165° F. Used by drinking and bathing in chronic rheumatism, sciatica, migraine, gastralgia, chronic nervous dyspepsia, gastroenteric catarrh, disorders of the nervous system, arthritis, mucomembranous enterocolitis, skin affections, and diseases of women. May to October 15.

plug. 1. A peg or any mass filling a hole or closing an orifice; a filling of a tooth-cavity. 2. To fill a tooth-cavity.

plumba'go [L.] Black lead, graphite. A crystallizable form of carbon, of grayish black color and unctuous feel.

plum'bi. Genitive of L. *plumbum*, lead.

plum'bic. Relating to or containing lead

plum'bism [L. *plumbum*, lead.] Lead poisoning.

plum'bum [L.] Lead, a metallic element, symbol Pb, atomic weight 207.1, of metallic luster and bluish gray color. Lead, either the metal or its salts, causes a distressing form of chronic poisoning marked by severe colic with constipation, wrist drop, and the presence of a bluish line on the gums. **plum'bi ace'tas** (U.S., Br.), lead acetate, sugar of lead, occurring in colorless, shining, translucent prismatic crystals, soluble in water; astringent and styptic; employed in diarrhea in doses of gr. 1-3 (0.06-0.2), as an injection in leucorrhea and gonorrhea, and externally in lacerations. **plum'bi carbo'nas** (Br.), lead carbonate, white lead, a heavy white powder, insoluble in water; occasionally employed to relieve irritation in dermatitis; it is used largely in the manufacture of paint and in the arts and is thus productive of lead poisoning. **p. iod'idum** (U.S., Br.), lead iodide, a bright yellow powder, or yellow lustrous scales; employed externally as a stimulating ointment in the case of sluggish ulcers, and has been used internally in the treatment of tuberculous glands in doses of gr. $\frac{1}{2}$ -2 (0.03-0.12). **plum'bi ni'tras** (U.S.), lead nitrate, occurs in colorless, translucent or opaque white, soluble crystals; employed externally in the treatment of chapped hands, cracked nipples, and other similar lesions. **plum'bi ox'idum** (U.S.,

Br.), lead oxide, litharge, a yellowish to reddish powder; employed externally as an application to burns, and is used to make the lead plaster of the B.P. **plum'bi ox'idum ru'brum**, red oxide of lead, red lead, a bright orange-red powder turning black when heated.

Plum'mer's pill [Andrew Plummer, Scotch physician, †1756.] *Pilula hydrargyri subchloridi composita*.

plu'mose [L. *pluma*, feather.] Feathery.

plu'mula [L. dim. of *pluma*, feather.] 1. A feather-like marking on the upper wall of the aquæductus cerebri. 2. In botany, the primary leaf-blud of the embryo.

plumule (plu'mül). Plumula.

Plunk'et's caus'tic. Arsenic 60, sulphur 100, ranunculus acris and ranunculus flammula each 480, beaten together into a paste.

pluriceptor (plu-ri-sep'tor) [L. *plus* (plur-), more, + *capere*, to take.] A receptor having more than two complementophile groups.

pluriglandular (plu-ri-glan'du-lar) [L. *plus* (plur-), more.] Noting several glands or their secretions.

plurigravida (plu-ri-grav'i-dah) [L. *plus* (plur-), more, + *gravidus*, pregnant.] A woman pregnant for the third time or more, multigravida.

pluriloc'ular [L. *plus* (plur-), more, + *loculus*, a small place or cell.] Multilocular.

plurip'ara [L. *plus* (plur-), more, + *parere*, to bear.] A woman who has borne three or more children, multipara.

pluripar'ity. Multiparity.

plutoma'nia [G. *ploutos*, wealth, + *mania*, frenzy.] An insane delusion that one has great wealth.

Plym'outh Rock Min'eral Well, Michigan. Alkaline-saline-carbonated waters. Used by drinking in gout, rheumatism, disorders of the stomach, irritability of the bladder and kidneys, gravel, and other troubles.

pneodynamics (ne'-o-di-nam'iks) [G. *pneō*, I breathe, + *dynamis*, force.] The mechanics of respiration.

pneogaster (ne-o-gas'ter) [G. *pneō*, I breathe, + *gastēr*, belly.] The respiratory tract considered in relation with its development as part of the general intestinal system.

pneograph (ne'-o-graph) [G. *pneō*, I breathe, + *graphō*, I record.] An instrument for recording the force and rapidity of the respiratory movements.

pneom'eter (ne-om'e-ter) [G. *pneō*, I breathe, + *metron*, measure.] An instrument for measuring the volume of respired air.

pneophore (ne'-o-for) [G. *pneō*, I breathe, + *phoros*, a bearer.] An instrument for use in artificial respiration.

pneoscope (ne'-o-skōp) [G. *pneō*, I breathe, + *skopēō*, I examine.] An instrument for measuring the extent of the respiratory excursions of the chest.

pneumarthro'sis (nu-mar-thro'sis) [G. *pneuma*, air, + *arthron*, joint, + *-ōsis*.] The presence of air in a joint.

pneumascop (nu'mā-skōp) [G. *pneuma*, breath, + *skopēō*, I examine.] Pneoscope.

pneumascos (nu-mas'kos) [G. *pneuma*, air, + *askos*, bag (the peritoneal sac).] Pneumoperitoneum.

pneumathemia, **pneumathemia** (nu-mā-the'mi-ah) [G. *pneuma* (pneumat-), air, + *haima*, blood.] The presence of air bubbles or gas in the blood.

pneumatic (nu-mat'ik) [G. *pneumatikos*.] 1. Relating to air or gas. 2. Relating to respiration. **p. cab'inet**, an airtight box of steel with plateglass front, large enough to hold a person sitting, in which the air may be condensed or rarefied at will.

pneumatnuria (nu-mā-tin-u'ri-ah) Pneumaturia.

pneumatics (nu-mat'iks). The science which treats of the physical properties of air or gases.

pneumatocardia (nu-mat-o-kar'di-ah) [G. *pneuma* (*pneumat-*), air, + *kardia*, heart.] The presence of air bubbles or gas in the blood of the heart.

pneumatocoele (nu-mat'o-sēl) [G. *pneuma* (*pneumat-*), air, + *kēlē*, tumor, hernia.] 1. Distention of the scrotum with gas. 2. An emphysematous or gaseous tumor. 3. Pneumocoele.

pneumatodyspnea, pneumatodyspnoea (nu-mat'o-dis-pne'ah) [G. *pneuma* (*pneumat-*), air, + *dyspnoia*, difficulty in breathing.] Shortness of breath in cases of pulmonary emphysema.

pneumatogram (nu-mat'o-gram) [G. *pneuma* (*pneumat-*), breath, + *gramma*, a drawing.] The record or tracing made by a pneumatograph.

pneumatograph (nu-mat'o-graf) [G. *pneuma* (*pneumat-*), breath, + *graphō*, I record.] An instrument for recording the respiratory movements; pneograph.

pneumatology (nu-mā-tol'o-jī) [G. *pneuma* (*pneumat-*), air, + *-logia*.] The science dealing with air or gases, their physical and chemical properties and, among other things, their therapeutic applications.

pneumatometer (nu-mā-tom'e-ter) [G. *pneuma* (*pneumat-*), breath, + *metron*, measure.] Pneometer.

pneumatorrhachis (nu-mā-tor'ā-kis) [G. *pneuma* (*pneumat-*), air, + *rhachis*, spine.] The presence of air or gas in the spinal canal.

pneumatoscope (nu-mat'o-skōp) [G. *pneuma* (*pneumat-*), air, + *skopēō*, I examine.] 1. Pneoscope. 2. An instrument for use in auscultatory percussion, the percussion sounds of the chest being heard at the mouth. 3. A device for determining the presence of air or of a liquid effusion in the mastoid cells, the principle being that a vibrating tuning-fork is heard longer when in contact with the normal mastoid.

pneumatosis (nu-mā-to'sis) [G. a blowing out.] Abnormal accumulation of gas in any part of the body. *p. cystoides intestinalis*, a condition marked by the occurrence of gas cysts in the intestinal mucous membrane, especially of the sigmoid; it is due to the formation of gas in the lymph spaces and is probably dependent upon the presence of a gas-forming bacillus.

pneumatotherapy (nu-mat-o-ther'ā-pī) [G. *pneuma* (*pneumat-*), air, + *therapeia*, treatment.] The treatment of disease by means of the pneumatic cabinet or any other method of rarefying or condensing air.

pneumatothorax (nu-mat-o-tho'raks). Pneumothorax.

pneumaturia (nu-ma-tu'ri-ah) [G. *pneuma* (*pneumat-*), air, + *ouron*, urine.] The passage of gas from the urethra during or after the discharge of urine, due to the decomposition of urine in the bladder or to the presence of an intestinal fistula.

pneumatype (nu'mā-tip) [G. *pneuma*, breath, + *typos*, figure, outline.] A device for determining the permeability of the nasal fossæ by exhaling through the nose against a plate of cooled glass.

pneumectomy (nu-mek'to-mī). Pneumonectomy.

pneumin (nu'min). Methylene-creosote, an insoluble yellow powder without odor or taste, recommended in bronchitis and tuberculosis in doses of gr. 4-8 (o. 25-o. 5); it is obtained by the action of formaldehyde on creosote.

pneumobacillin (nu-mo-bas'il-in). A toxin or toxic protein derived from cultures of the pneumobacillus.

pneumobacillus. *Bacillus pneumoniae*.

pneumobacterine (nu-mo-bak'ter-ēn). A stock vaccine* made from killed cultures of the pneumococcus.

pneumobulbar (nu-mo-bul'bar) [G. *pneuma*, air, + *bolbos*, bulb.] Relating to the lungs and to the vagus center in the medulla oblongata.

pneumobulbous (nu-mo-bul'bus). Pneumobulbar.

pneumocoele (nu'mo-sēl). Pneumocoele.

pneumocentesis (nu'mo-sen-te'sis). Pneumocentesis.

pneumocephalus (nu-mo-sel'ā-lus) [G. *pneuma*, air, + *kephalē*, head.] The presence of air within the cranial cavity.

pneumochirurgia (nu-mo-ki-rur'jī-ah). Pneumochirurgia.

pneumochysis (nu-mok'ti-sis). Pneumochysis.

pneumococcal (nu-mo-kok'al). Relating to pneumococcus.

pneumococcemia, pneumococcæmia (nu-mo-kok'ē-mi-ah) [*pneumococcus* + G. *haima*, blood.] The presence of pneumococci in the blood.

pneumococcus (nu-mo-kok'us). *Diplococcus pneumoniae*, *Micrococcus lanceolatus*, *Streptococcus lanceolatus*, the pathogenic microorganism causing croupous pneumonia.

pneumoconicosis (nu-mo-ko-ni-o'sis). Pneumoconicosis.

pneumoderma (nu-mo-der'mah) [G. *pneuma*, air, + *derma*, skin.] Subcutaneous emphysema.

pneumodynamics (nu'mo-di-nam'iki) [G. *pneuma*, breath, + *dynamis*, force.] Pneodynamics.

pneumocenteritis (nu'mo-en-ter-i'e'tis). Pneumocenteritis.

pneumoerysipelas (nu'mo-er-i-sip'e-las). Pneumoerysipelas.

pneumogalactocoele (nu-mo-gal-ak'to-sēl) [G. *pneuma*, air, + *gala* (*galakt-*), milk, + *kēlē*, tumor.] A tumor of the breast containing milk and gas.

pneumogastric (nu-mo-gas'trik) [G. *pneuma*, air, + *gastēr*, stomach.] Relating to the lungs and the stomach, noting the *p. nervos*, nervous vagus.

pneumogram (nu'mo-gram). Pneumatogram.

pneumatograph (nu'mo-graf). Pneumatograph.

pneumohemopericardium, pneumohæmopericardium (nu'mo-hem'o-per-i-kar'di-um) [G. *pneuma*, air, + *haima*, blood, + *peri*, around, + *kardia*, heart.] The presence of air or gas and blood in the pericardium.

pneumohemothorax, pneumohæmothorax (nu'mo-hem-o-tho'raks) [G. *pneuma*, air, + *haima*, blood, + *thorax*.] The presence of air or blood and blood in the thoracic cavity.

pneumohydrometra (nu'mo-hi-dro-me'trah) [*pneuma*, air, + *hydōr* (*hydr-*), water, + *metra*, uterus.] The presence of gas and serum in the uterine cavity.

pneumohydropericardium (nu'mo-hi-dro-per-i-kar'di-um) [G. *pneuma*, air, + *hydōr* (*hydr-*), water, + *peri*, around, + *kardia*, heart.] The presence of air and serum in the pericardium.

pneumohydrothorax (nu-mo-hi-dro-tho'raks). Pneumohydrothorax.

pneumohypoderma (nu'mo-hi-po-der'mah) [G. *pneuma*, air, + *hypo*, beneath, + *derma*, skin.] Subcutaneous emphysema.

pneumolith (nu'mo-lith) [G. *pneuma*, lung, + *lithos*, stone.] A calculus in the lung.

pneumolysis (nu-moi'i-sis) [G. *pneuma*, lung, + *lysis*, a loosening.] Separation of the lung from the costal pleura from the endothoracic foria.

pneumomalacia (nu-mo-mā-lā'ā-ah) [G. *pneuma*, lung, + *malakia*, softness.] Softening of the lung tissue.

pneumomassage (nu"mo-mă-sazh') [G. *pneuma*, air, + Fr. *massage*.] Compression and rarefaction of the air in the external auditory meatus, causing movement of the ossicles of the tympanum.

pneumomelanosia (nu"mo-mel-an-o-'sis). Pneumon-melanosia.

pneumometer (nu-mom'e-ter). Pneumatometer.

pneumomycosis (nu-mo-my-ko'sis). Pneumomycosis.

pneumonectasia (nu-mon-ek-ta'si-ah) [G. *pneumôn*, lung, + *ektasis*, extension.] Dilatation of the pulmonary air-cells, emphysema.

pneumonectomy (nu-mon-ek'to-mi) [G. *pneumôn*, lung, + *ektomê*, excision.] Operative removal of a portion of lung tissue.

pneumonedema, **pneumonodema** (nu-mon-e-de'-mah) [G. *pneumôn*, lung, + *oidêma*, a swelling.] Edema of the lungs.

pneumonemia, **pneumonemia** (nu-mon-e'mi-ah) [G. *pneumôn*, lung, + *haima*, blood.] Congestion of the lungs.

pneumonia (nu-mo'ni-ah) [G. *pneumôn*, lung.] 1. Inflammation of the lungs, pneumonitis. 2. Specifically an acute infectious disease, croupous p. **anthrax p.**, pulmonary anthrax.* **apex p.**, croupous p. affecting the apices, or upper portions, of the lungs. **aspiration p.**, bronchopneumonia resulting from the entrance of a foreign body, usually food particles, into the bronchi. **bronchial p.**, bronchopneumonia. **ca'eous p.**, a form of pulmonary tuberculosis in which tubercles are absent, but there is a diffuse cellular infiltration which undergoes coagulation necrosis resulting in a more or less extensive area of caseation. **catarrhal p.**, bronchopneumonia. **central p.**, a form of croupous p. in which the exudation is for a time confined to the central portion of a lobe or near the root of the lung. **cerebral p.**, p. accompanied by marked headache, delirium, and other cerebral symptoms. **cheesy p.**, caseous p. **chronic p.**, fibrous phthisis. **consolidation p.**, inflammation of the lungs following a severe blow on or compression of the chest. **core p.**, central p. **croupous p.**, lobar p., an acute infectious disease, caused by the pneumococcus, *Micrococcus lanceolatus*, marked by fever, pleuritic pains, cough, and rusty or blood-stained sputa; it normally lasts about nine days and ends in crisis with profuse sweating; there is an abundant fibrinous exudation into the pulmonary alveoli, resulting in consolidation of the greater part or all of one or more lobes of the lungs, whence the term **lobar p.** **deglutition p.**, aspiration p. **desquamative p.**, parenchymatous p. **double p.**, croupous p. in which a larger or smaller portion of each lung is involved. **embolic p.**, congestion and infarction of the lung following the plugging of one or more of the smaller pulmonary arteries with emboli. **ether p.**, bronchopneumonia following prolonged ether anesthesia. **inhalation p.**, **fibrous p.**, **interstitial p.** **hypostatic p.**, pulmonary congestion due to stagnation of blood in the dependent portions of the lungs in the aged or those debilitated by disease who lie in the same position for long periods. **indurative p.**, interstitial or parenchymatous p. **inhalation p.**, (1) aspiration p.; (2) bronchopneumonia following prolonged ether anesthesia or the inhalation of irritating vapors. **interstitial p.**, a chronic inflammation of the interstitial tissue of the lung resulting in compression of the air-cells, pneumonocirrhosis. **lobar p.**, croupous p. **lobular p.**, bronchopneumonia.

mas'sive p., a form in which a large part or all of one lung is invaded, the exudation filling the bronchi as well. **metastatic p.**, a purulent inflammation of the lungs due to pyemic emboli. **migratory p.**, a form in which successive areas of the lung are invaded. **parenchymatous p.**, indurative p., chronic fibrinous, or croupous p. with induration of the exudate and proliferation of the interstitial tissue. **pleural p.**, **pleuritic p.**, pleuropneumonia. **p. alba**, white p. **p. crupo'sa**, croupous p. **secondary p.**, pulmonary inflammation, usually of bronchopneumonic type, occurring as a complication of some infectious disease and due to the microorganism of that affection. **terminal p.**, p. of the lobar type occurring in the course of some acute or chronic disease and materially hastening the fatal termination. **toxemic p.**, pneumococcus sepsis, a systemic infection with the pneumococcus in which the pulmonary lesions are slight or absent. **traumatic p.**, inflammation of the lung following contusion of the chest or a wound of the lung itself. **typhoid p.**, p. complicating typhoid fever, or accompanied with stupor and other evidences of profound depression. **vagus p.**, p. following injury or disease of the vagus nerve. **wandering p.**, migratory p. **white p.**, syphilitic inflammation with fatty degeneration of the lungs in the new-born.

pneumonic (nu-mon'ik). 1. Relating to pneumonia. 2. Pulmonary.

pneumonitis (nu-mo-ni'(ne)'tis) [G. *pneumôn*, lung, + *-itis*.] Inflammation of the lungs.

pneumonocele (nu-mon'o-sel). Protrusion of a portion of the lung through a defect in the wall of the chest.

pneumonocentesis (nu-mon'o-sen-te'sis) [G. *pneumôn*, lung, + *kenêsis*, puncture.] Puncture of the lung in order to empty a pus-filled cavity.

pneumono-chirurgia (nu-mon'o-ki-rur'ji-ah) [G. *pneumôn*, lung, + *cheirurgia*, surgery.] Surgery of the lungs.

pneumonocirrhosis (nu-mon-o-si-ro'sis) [G. *pneumôn*, lung, + *kirrhos*, tawny.] Cirrhosis of the lung, interstitial pneumonia.*

pneumonoconiosis [G. *pneumôn*, lung, + *konis*, dust.] A fibrous induration of the lungs due to the irritation caused by the inhalation of dust incident to various occupations, such as coal-mining, knife-grinding, stone-cutting, etc.

pneumonoenteritis (nu-mon'o-en-ter-i'(e)'tis) [G. *pneumôn*, lung, + *enteron*, intestine, + *-itis*.] Pneumonia complicating or complicated by enteritis.

pneumonoerysipelas (nu-mon'o-er-i-sip'e-las) [G. *pneumôn*, lung, + *erysipelas*.] Pneumonia complicating or complicated by erysipelas.

pneumonmelanosia (nu-mon'o-mel-an-o-'sis) [G. *pneumôn*, lung, + *melanôsis*, a becoming black.] Anthracosis; a blackening of the lung tissue from the inhalation of coal dust or other black particles.

pneumonometer (nu-mon-om'e-ter). Pneumatometer, pneometer.*

pneumonomycosis (nu-mon-o-mi-ko'sis). Any disease of the lungs due to the presence of fungi or bacteria.

pneumonopaludism (nu"mon-o-pal'u-dizm). Consolidation of the apices of the lungs occurring in chronic malaria.

pneumonoparesis (nu-mon-o-par'e-sis) [G. *pneumôn*, lung, + *paresis*, weakness.] A loss of resiliency of the pulmonary tissues resulting in a passive exudation into the air-cells.

pneumonopathy (nu-mon-op'ă-thi) [G. *pneumôn*,

lung, + *pathos*, suffering.] Any disease of the lungs.

pneumonopexy (nu-mon-o-peks-i) [G. *pneumôn*, lung, + *pêxis*, fixation.] Fixation of the lung by suturing the costal and pulmonary pleurae or otherwise causing adhesion of the two layers.

pneumonophthisis (nu-mon-of-thi'(the')sis, nu-mon-o-ti'(te')sis). Pulmonary phthisis.

pneumopleuritis (nu-mon'o-plu-ri'(re')tis) [G. *pneumôn*, lung, + *pleura*, side, + *-itis*.] Inflammation of both lungs and pleura; pleuropneumonia.

pneumonorrhagia (nu-mon-ô-ra'ji-ah) [G. *pneumôn*, lung, + *rhêgnymi*, I burst forth.] 1. Hemorrhage from the lungs, hemoptysis. 2. Hemorrhage into the lung, pulmonary apoplexy.

pneumonorrhaphy (nu-mon-or'â-fl) [G. *pneumôn*, lung, + *rhapê*, suture.] Suture of a wound of the lung.

pneumonosis (nu-mon-o'sis). Pneumonopathy.

pneumotherapy (nu-mon-o-ther'â-pt) [G. *pneumôn*, lung, + *therapeia*, treatment.] The treatment of pulmonary diseases.

pneumonotomy (nu-mon-ot'o-mi) [G. *pneumôn*, lung, + *tomê*, incision.] Incision of the lung for the evacuation of an abscess or for any other purpose.

pneumopaludism (nu'mo-pal'u-dizm). Pneumono-paludism.

pneumoparesis (nu-mo-par'e-sis). Pneumono-paresis.

pneumopericardium [G. *pneuma*, air.] The presence of gas in the pericardial sac.

pneumoperitoneum (nu'mo-per-i-ton-e'um) [G. *pneuma*, air.] The presence of gas in the peritoneal cavity outside of the intestine.

pneumoperitonitis (nu'mo-per-i-ton-i'(e')tis) [G. *pneuma*, air, + *peritonaiôn*, peritoneum, + *-itis*.] Inflammation of the peritoneum with an accumulation of gas in the peritoneal cavity.

pneumopexy (nu'mo-peks-i). Pneumonopexy.

pneumopleuritis (nu'mo-plu-ri'(re')tis) 1. [G. *pneuma*, air.] Pleurisy with air or gas in the pleural cavity. 2. [G. *pneumôn*, lung.] Pneumonopleuritis.

pneumopyopericardium (nu-mo-pi'o-per-i-kar'dium) [G. *pneuma*, air, + *pyon*, pus.] The presence of gas and pus in the pericardial cavity.

pneumopyothorax (nu-mo-pi-o-tho'raks). Pyopneumothorax.

pneumorrhachis (nu-mor'â-kis) [G. *pneuma*, air, + *rhachis*, spinal column.] The presence of gas in the spinal canal.

pneumorrhagia (nu-mô-ra'ji-ah). Pneumonorrhagia.

pneumosan (nu'mo-san) [G. *pneumôn*, lung, + L. *sanare*, to heal.] A fluid containing thiotri-methylamine and chlorides, used hypodermically in pulmonary tuberculosis.

pneumoserotherax (nu'mo-se'ro-tho'raks) [G. *pneuma*, air, + L. *serum* + G. *thorax*.] Pneumohydrothorax.

pneumotherapy (nu-mo-ther'â-pt). 1. Pneumato-therapy. 2. Pneumonotherapy.

pneumotherm massage (nu-mo-ther'mo-mâ-sazh') [G. *pneuma*, air, + *thermê*, heat, + Fr. *massage*.] The application to the body of hot air under varying degrees of pressure.

pneumothorax (nu-mo-tho'raks) [G. *pneuma*, air.] The presence of air or gas in the pleural cavity.

valvular p., p. due to a wound in the pulmonary pleura which allows of the passage of air from the lung into the pleural cavity but closes under pressure and does not permit of the return of air into the lung.

pneumotomy (nu-mot'o-mi). ~~Pneumonotomy~~
pneumotoxin (nu-mo-to'k-sin). A toxin produced by the pneumococcus which gives rise to the symptoms of systemic infection in pneumonia.

pneumotypoid (nu-mo-ti'foy-d). Typhoid pneumonia.*

pneumotypus (nu-mo-ti'fus). ~~Pneumotypus~~
pock [A.S. *poc*, a pustule.] The specific pustular cutaneous lesion of smallpox.

pock'et [Fr. *pochette*.] 1. A cul-de-sac or pouch-like cavity. 2. An abnormal space between the gum and the root of a tooth. 3. A collection of pus in a nearly closed sac. 4. To enclose the scrotum of the pedicle of an ovarian or other abdominal tumor between the lips of the external wound.

pock'mark. The small depressed scar left after the healing of the smallpox pustule.

pock'marked. Bearing on the skin of the face scars of healed smallpox pustules.

poculum Diogenes (pok'u-lum di-oi'en-is) [L. *poculum*, cup, *Diogenes*, a Greek cynic philosopher, 412-323 B.C.] The palm of the hand when contracted and deepened by the action of the skin on either side.

podagra [G. *pous*(*pod*-), foot, + *agras*, acute Gout, especially typical gout in the great toe.]

pod'agral, **podag'ric**, **pod'agrous**. Gouty; relating to or suffering from gout.

podal'gia [G. *pous*(*pod*-), foot, + *algos*, pain.] Pain in the foot, tarsalgia, pododynia.

podal'ic [G. *pous*(*pod*-), foot.] Relating to the foot.

p. version, turning the fetus during childbirth as to bring it down with the feet presenting.

podarthrit (pod-ar-thri'(thre')tis) [G. *pous*, foot, + *arthron*, joint, + *-itis*.] Inflammation of any of the tarsal or metatarsal joints.

podelco'ma, **podhelco'ma** [G. *pous*(*pod*-), foot, + *helkôma*, ulcer.] Mycetoma.

podenceph'alus [G. *pous*(*pod*-), foot, + *enkephalos*, brain.] A monster with brain for the mouth outside the cranium, attached merely by a pedicle.

podobromidrosis (pod'o-bro-mi-dro'sis) [G. *pous*(*pod*-), foot, + *bromos*, a foul smell, + *ros*, sweat.] Strong smelling perspiration of the foot.

pododerm (pod'o-durm) [G. *pous*(*pod*-), foot, + *derma*, skin.] The portion of the skin on the sole of the foot which lies beneath the hoof and secretes the horny structure.

pod'odynamometer [G. *pous*(*pod*-), foot, + *dy-namis*, force, + *metron*, measure.] An instrument for measuring the strength of the muscles of the foot or leg.

pododynia (pod-o-din'i-ah) [G. *pous*(*pod*-), foot, + *odynê*, pain.] Podalgia, tarsalgia, pain in the foot.

podology (pô-dol'o-ji) [G. *pous*(*pod*-), foot, + *logos*, study.] The branch of medical science which has to do with the feet in all their relations.

podometer [G. *pous*(*pod*-), foot, + *metron*, measure.] An instrument for measuring the distance covered in walking.

podophyllin (pod-ô-fil'in). Resina podophylli.

pod'ophyllotoxin. A poisonous substance, C₁₅H₁₆O₆, derived from podophyllin; a white, bitter resin, cathartic in doses of gr. j. (0.001-0.002).

podophyllous tissue (pod-o-fil'us tis'su) [G. *pous*(*pod*-), foot, + *phyllon*, leaf.] The connective tissue on the inner wall of the hoof of an ungulate.

podophyl'ium [G. *pous*(*pod*-), foot, + *phyllo-n*, leaf, from the fancied resemblance of the fruit to a duck's foot.] May-apple, vegetable calico, the rhizome of *Podophyllum peltatum*, Asclepi-

mandrake, umbrella plant, duck's-foot; employed as a laxative in doses of gr. 5-8 (o. 3-0.5). **podophyllin** *in'di rhizō'ma* (B.A.), the dried rhizome of *Podophyllum emodi*, Indian podophyllum, a Himalayan plant; cholagogue and cathartic in doses of gr. $\frac{1}{4}$ -1 (o. 0.15-0.06) of the resin. **podophyllin resin** (Br.), *resina** podophylli (U.S.).

odotrochilitis (pod-o-trok-il-i'('e')tis) [G. *pous* (pod-), foot, + *trochilea*, pulley, + *-itis*.] Inflammation of the navicular bone in the horse, navicular arthritis.

ocilocyte. For this and other words beginning with *po-*, see *pecilocyte*, etc.

oehl's test (pél) [Alexander Vasilyevich von *Poehl*, Russian physiological chemist, *1850.] For cholera bacilli; the addition of sulphuric acid to a culture of cholera bacilli produces a pinkish color changing to purple; cholera-red reaction.

ogoniasis (po-go-ni'a-sis) [G. *pōgōnias*, bearded.] Growth of a beard on a woman, or excessive hairiness of the face in men.

ogomion [G. *pōgōn*, beard.] The mental point in craniometry, the most anterior point on the symphysis menti.

o'kiloblast. Peciloblast.

okilocyte (poy'kil-o-sit) [G. *poikilos*, manifold, + *kytos*, cell.] An irregular, usually pear-shaped, red blood-corpuscle, pecilocyte.

okilocythe'mia, **poikilocythe'mia**. Poikilocytosis, pecilocytosis.*

okilocyto'sis. The occurrence of red blood-corpuscles of irregular shape, pecilocytosis.

okiloo'ymy. Pecilonymy.

okilothermal, **poikilothermic** (poy-kil-o-thur'mal, poy-kil-o-thur'mik). Peciloothermal, peciloothermic.

okilother'mism. Peciloothermism.

oint [Fr.: *L. punctum*.] 1. A spot or small area.

2. A sharp end or apex. 3. A slight projection.

4. A limit, as the *boiling point*. 5. To make ready to open, said of an abscess the wall of which is becoming thin and is about to break.

See also *punctum*. **apoph'ysary p.**, **apophys'eal p.**, (1) subnasal p.; (2) Trousseau's* p. **alve'olar p.**, the mid-point of the anterior border of the upper alveolar margin. **auric'ular p.**, the mid-point of the opening of the external auditory meatus. **cardinal p.**, (1) one of the four points in the pelvic inlet toward one of which the occiput of the child is usually directed in case of head presentation, viz., the two sacroiliac articulations and the two iliopectineal eminences corresponding to the acetabula; (2) one of six points in the eye, viz., the anterior focal p. where rays starting parallel from the retina are focussed; the posterior focal p., the point on the retina where parallel rays entering the eye are focussed; the two principal points in the anterior chamber where the axis is cut by the two principal planes, and the two nodal points near the posterior surface of the lens. **far p.**, punctum remotum, the farthest point of distinct vision. **glenoid p.**, the center of the glenoid cavity of the maxilla. **jugal p.**, the tip of the angle formed by the masseteric and maxillary borders of the malar bone. **malar p.**, apex of the tuberosity of the malar bone. **mental p.**, pogonion, the most forward point of the symphysis menti. **maximum occip'ital p.**, the point on the squama of the occipital bone farthest from the glabella. **motor p.**, a point on the skin where the application of an electrode will cause the contraction of a special muscle. **nasal p.**, nasion. **near p.**, punctum proximum, the nearest point of distinct

vision. **nodal p.**, one of two points in a compound optical system, so related that a ray directed toward the first, before entering the system, will leave the system in a direction as if it had passed through the second point parallel to its original direction. **occip'ital p.**, the most prominent posterior point on the occipital bone above theinion. **painful p.**, one of several points along the course of a nerve, pressure upon which is painful in cases of neuralgia; see under *Valleix*. **pressure p.**, the seat of the pressure sense, one of the points in the skin where the nerve-terminal organs are located. **prin'cipal p.**, one of two points in an optical system where the axis is cut by the two principal planes; lines drawn from these to corresponding points on the object and the image will be parallel. **subna'sal p.**, the center of the root of the anterior nasal spine. **Sylvian p.**, the nearest point on the skull to the Sylvian fissure, about 30 mm. behind the external angular process.

pointillage (pwañ-te-yazh') [Fr. dotting, stippling.] A massage manipulation with the tips of the fingers.

Poirier's line (pwā-re-a') [Paul *Poirier*, Parisian surgeon, 1853-1907.] A line extending from the bottom of the nasofrontal angle to a point a little above the lambda.

Poiseuille's space (pwah-zé'e') [Jean Marie *Poiseuille*, Parisian physiologist, 1797-1869.] Still-layer, the periphery of the blood-stream in the capillaries where the white corpuscles roll along slowly, the red corpuscles moving more rapidly in the center.

poison (poy'zn) [Fr. from *L. potio*, potion, draught.] Any substance which, when taken into the body, is injurious to health or dangerous to life. **fatigue' p.**, a toxic substance formed in muscular tissue after severe exercise. **micro'bial p.**, toxin.

pois'on-ber'ry. Dulcamara.

poison-el'der. Rhus vernix.

poi'soning. 1. The administering of poison. 2. Mixing poison with. 3. The state of being poisoned. **blood p.**, septicemia, pyemia. **self-p.**, autointoxication, autotoxemia.

poison-i'vy. Rhus toxicodendron.

poi'son-nut. Nux vomica.

poison-oak'. Rhus toxicodendron.

poison-sumach (poy'zn-shu'mak). Rhus vernix.

poitrinaire (pwā-tre-nair') [Fr. *poitrine*, chest.] One suffering from pulmonary tuberculosis or other chronic disease of the lungs.

poke. Phytolacca.

poke'berry. Phytolaccæ fructus.

po'ker-back. Spondylosis rhizomelica.

poke'root. Phytolaccæ radix.

Poland Spring, Maine. Light alkaline-calcic waters with ferruginous properties. Used by drinking in dyspepsia, gout, rheumatism, and disorders of the liver and kidneys.

po'lar [L. *polus*, a pole.] 1. Relating to a pole. 2. Having poles, said of certain nerve cells having one or more processes.

polarim'eter [L. *polaris*, polar, + G. *metron*, measure.] An instrument for measuring the angle of rotation in polarization or the amount of polarized light.

polarim'etry. Measurement of the angle of rotation of the plane of polarization.

polar'iscope [L. *polaris*, polar, + *skopeō*, I examine.] An instrument for studying the phenomena of the polarization of light.

polariscop'ic. Relating to the polariscope or to polariscopy.

polar'istrobom'eter [L. *polaris*, polar, + G. *strobos*,

a whirling, + *metron*, a measure.] A form of polarimeter used in examining sugars.

polar'ity. The property of having two opposite poles, as that possessed by a magnet.

polariza'tion. 1. In electricity, the coating of the copper plate of an electric cell with a thick layer of hydrogen bubbles, with the result that the action of the battery is weakened or arrested. 2. A change effected in a ray of light passing through certain media, whereby the transverse vibrations occur in one plane only, instead of in all planes as in the ordinary light ray.

po'larize. To put into a state of polarization, referring either to light rays or to an electric battery.

po'larizer. The part of a polariscope which polarizes the light, as distinguished from the analyzer.

pole [*L. polus*; *G. polos*]. 1. One of the two points at the extremity of the axis of any body. 2. One of the two points on a sphere at the greatest distance from the equator. 3. One of the two points in a magnet or an electric battery or cell having the extremes of opposite properties, as of attraction or repulsion. **an'im'al p.**, the point in a telolecithal egg opposite the yolk, where the protoplasm is found in the neighborhood of the germinal vesicle. **ceph'al'ic p.**, the head-end of the fetus. **fron'tal p.**, *polus frontalis*. **ger'minal p.**, the part of an ovum where the nucleus lies. **neg'ative p.**, cathode, the chemically active pole of an electric battery, the one connected with the electropositive element. **occip'ital p.**, *polus occipitalis*. **pelvic p.**, the breech-end of a fetus. **pos'itive p.**, anode, the chemically inactive pole of an electric battery, the one connected with the electronegative element. **tem'poral p.**, *polus temporalis*. **veg'etative p.**, the part of a telolecithal egg where the yolk is situated.

pole-cell. Polar body, directive corpuscle; a minute particle thrown off by cellular division from the maturing oocyte, an abortive ovum.

pole-cor'puscle. Centrosome.

poleozone (po-le-o'zôn). Trade name of an antiseptic obtained by the action of sulphuric acid on potassium chlorate.

policemen's disease' (po-lës'men). Tarsalgia.

pollicin'ic [*G. polis*, city, + *klinê*, bed.]. 1. A public or city dispensary. 2. Polyclinic.

pol'icy [*Fr. police*, a bill, ticket.]. The contract made by an insurance company with the insured to pay a definite amount of money in the case of a certain event—accident, sickness, death, or maturation of the policy—on condition that the insured pays to the company an agreed sum yearly or at other stated periods. **cash value**, or **cash surren'der value of a p.**, the amount which the company will pay the insured for the cancellation of his contract, usually a large fraction of the reserve pertaining to that policy. **endow'ment p.**, a life p. payable to the insured at the expiration of a specified period, or to the beneficiary in the event of his prior death. **incontes'table p.**, one payable on death after a specified time, no matter whether the insured observes the conditions of travel, hazardous occupation, etc., or not. **limited-pay'ment life p.**, a p. payable at death but which is fully paid for in a limited number of premiums; it is more exactly designated, according to the number of premiums to be paid, as a *ten-payment p.*, *twenty-payment p.*, etc. **net value of a p.**, the amount of reserve pertaining to a policy, being the difference between the amount due on maturation of the policy and the present value of the net premiums, still to be paid; the *legal net value*, is the net value computed

according to a rate of interest assumed and a mortality table prescribed by law. **non-fa'cetable p.**, one in which the company contracts to pay a definite amount on surrender or lapse after a stated number of premiums have been paid. **or'dinary life p.**, the simplest form of life insurance policy, in which the premium is paid every year until the death of the insured, at which time the amount of the policy is payable to the beneficiary or to the estate of the insured. **partic'ipating p.**, one which shares in the profits of the company, in accordance with the provisions of the agreement, its face value being thereby increased without any increase in the amount of the premium. **pure endow'ment p.**, one payable at the end of a specified period, but only in case the insured is living; in the event of his prior death his estate receives nothing. **renew'able term p.**, a term p. which may be renewed at its expiration for another life period, without physical examination of the insured, but at a higher rate of *natural premium*. **term p.**, a life p. payable only if death occurs before the end of a specified period; designated more exactly as a *ten-year term p.*, a *ten-year term p.*, etc.; see also *renewable term p.* **whole life p.**, one which is payable at death, it may be an ordinary life p. or a limited-payment life p.

polioccephalitis (pol'i-en-sef-al-i'('e')tis). *Polioccephalitis*.

polioccephalitis (pol'i-o-en-sef-al-i'('e')tis) [*G. polios*, gray, + *encephalos*, brain, + *-itis*]. Inflammation of the gray matter of the brain, either the cortex or of the central nuclei, **acute polioccephalitis**, acute hemorrhagic cortical encephalitis, acute infectious disease marked at the onset by fever, headache, convulsions, or stupor, followed by ocular palsies, symptoms resembling those of bulbar paralysis, aphasia, or idiocy. **chronic polioccephalitis**, bulbar paralysis. **super'ior p.**, *ophthalmoplegia*.

polioencephalomeningomyelitis (pol'i-o-en-sef-men-ing'go-mi-el-i'('e')tis) [*G. polios*, gray, *encephalos*, brain, + *meninx*, membrane, *myelon*, marrow, + *-itis*]. Inflammation of the gray matter of the brain and spinal cord and the meningeal covering of the parts.

poli'encephalop'athy [*G. polios*, gray, + *enkephalos*, brain, + *pathos*, suffering.]. Any disease of the gray matter of the brain.

poliomyelencephalitis (pol'i-o-mi-el-en-sef-al-i'('e')tis) [*G. polios*, gray, + *myelon*, marrow, + *encephalos*, brain, + *-itis*]. Inflammation of the gray matter of the spinal cord and brain.

poliomyelitis (pol'i-o-mi-el-i'('e')tis) [*G. polios*, gray, + *myelos*, marrow, + *-itis*]. Inflammation of the gray matter of the spinal cord. **an'te'rior p.**, inflammation of the anterior horns of the spinal cord, acute atrophic paralysis, infantile spinal paralysis, essential paralysis of children; an acute infectious disease marked by fever, pains, and gastroenteric disturbances, followed by a flaccid paralysis of one or more muscular groups, and later by atrophy. **chronic an'te'rior p.**, remitting spinal atrophy, due to atrophy of the upper extremities and lower extremities, which there are long intermissions of quiescence or improvement.

poliomyelencephalitis (po-li-o-mi-el-en-sef-al-i'('e')tis) [*G. polios*, gray, + *myelon*, marrow, + *encephalos*, brain, + *-itis*]. Infantile spinal paralysis, Heine-Medin disease, inflammation of the gray matter of both brain and spinal cord.

poliomyelopathy (pol'i-o-mi-el-op'a-thô) [*G. polios*, gray, + *myelos*, marrow, + *-pathos*, suffering.].

gray, + *myelon*, marrow, + *pathos*, suffering.] Any disease of the gray matter of the spinal cord.
ol'ioloplasm [G. *polios*, gray, + *plasma*, anything formed, plasm.] Granular protoplasm.

ol'io'sis [G. *polios*, gray.] Canities, a turning gray of the hair.

ol'itzer bag [Adam *Politzer*, Austrian otologist, *1835.] A pear-shaped rubber bag used for forcing air through the Eustachian tube by the P. method. P.'s lu'minous cone, a triangular area in the lower segment of the drum membrane which appears brighter than the rest of the membrane. P. meth'od, inflation of the Eustachian tube and tympanum by forcing air into the nasal cavity at the instant the patient swallows. P. spec'ulum, see under *ear speculum*.* P.'s test, in cases of unilateral deafness, a tuning-fork held in front of the nares is heard only in the sound ear during deglutition.

ol'itization (pol'it-zur-i-za'shun). Inflation of the Eustachian tube and middle ear by the Politzer method. neg'ative p., withdrawal of secretions from a cavity by suction, effected by attaching a compressed Politzer bag or rubber bulb to a tube inserted in the cavity.

ol (pól). The head, especially the back part of the head. p. e'vil, suppurative inflammation on the head of a horse behind the ears.

olaktu'ria [G. *pollakis*, often, + *ouron*, urine.] Abnormally frequent micturition.

olan'tin [*pollen* + G. *anti*, against.] Dunbar's serum, hay-fever antitoxin; a serum claimed to be antitoxic in hay-fever, obtained by injecting horses with a solution derived from the pollen of ragweed or goldenrod; employed by instillation into the conjunctival sac or nares. It occurs also in powder form used by insufflation in the nostrils.
ol'en [L. fine flour.] The male fertilizing element of a flower, the microspores of a phanerogam.

ol-e'vil (pól'e-vil). A swelling or abscess on the top of a horse's head, caused by a blow.

ol'lex, gen. *pol'lícis* [L.] The thumb or first finger. p. exten'sus, a deformity marked by backward deviation of the thumb. p. flexus, a permanent flexion of the thumb. p. pedis, the great toe, or hallux. p. superexten'sus, p. extensus. p. valgus, permanent deviation of the thumb to the ulnar side. p. varus, permanent deviation of the thumb to the radial side.

ol'ina'tion. In botany, the dusting of the stigma or surface of the ovule with pollen.

ol'in'ium. A coherent mass of pollen grains.

ol'ino'dium [L. *pollen* + G. *eidos*, resemblance.] In botany, the male sexual organ of *Ascomycetes* which conjugates directly or by means of an outgrowth with the oogonium, or female sexual organ.

ol'ino'sia. Hay fever, assumed to be excited by the pollen of ragweed.

ol'lation (pó-lu'shun) [L. *polluere*, to defile.] 1. Defilement. 2. The discharge of semen, either voluntary or involuntary, other than during coitus. self-p., masturbation.

olocyte (pó'lo-sít) [G. *polos*, pole, + *kytos*, cell.] One of the polar bodies formed in the maturation of the ovum.

olo'nium [L. *Polonia*, Poland, the native country of Mme. Curie who with her husband discovered the substance.] A radioactive substance or element, isolated from pitchblende; it is one of the disintegration products of radium emanation; called also radiotellurium.

oloph'agy [G. *polus*, porridge, + *phagō*, I eat.] Through mastication whereby the food is

reduced to a pultaceous mass before being swallowed, Fletcherism; opposed to psorhophagy.

po'lus [L. pole.] A pole. p. fronta'lis, frontal pole, the most projecting part of the anterior extremity of each cerebral hemisphere. p. occipita'lis, occipital pole, the most projecting part of the posterior extremity of each cerebral hemisphere, the apex of the pyramidal occipital lobe. p. tempora'lis, temporal pole, the most prominent part of the anterior extremity of the temporal lobe of each cerebral hemisphere, a short distance below the fissure of Sylvius.

poly- [G. *polys*, much, many.] A prefix, in words formed from Greek roots, conveying the notion of multiplicity; corresponding to the Latin prefix *multi-*.

polyacoustic (pol-i-ä-koos'tik) [G. *polys*, much, + *akoustikos*, relating to hearing.] Magnifying sound, megalophonic.

polyadelphous (pol'i-ä-del'fus) [G. *polys*, many, + *adelphos*, brother.] In botany, noting the stamens of a flower which are united by their filaments into several bundles.

polyadenia (pol-i-ä-de'ní-ah) [G. *polys*, many, + *adēn*, gland.] Pseudoleucemia.

polyadenitis (pol'i-ä-de-ní'(ne'tis). Inflammation of many glands, especially of the cervical lymph glands. p. malig'na, bubonic plague.*

polyadeno'ma. Multiple adenomata.

polyad'enous [G. *polys*, many, + *adēn*, gland.] Relating to or involving many glands.

polyæ'mia. Polyemia.

polyæsthe'sia. Polyesthesia.

polyarteritis (pol-i-ar-ter-i'(e'tis) [G. *polys*, many, + *artēria*, artery, + *-itis*.] Simultaneous inflammation of a number of arteries. p. nodo'sa, an affection characterized by the formation of nodules upon the medium-sized and smaller arterial twigs.

polyarthric (pol-i-ar'thrik) [G. *polys*, many, + *arthron*, joint.] Relating to or involving many joints, multiarticular.

polyarthritís (pol'i-ar-thrí'(thre'tis) [G. *polys*, many, + *arthron*, joint, + *-itis*.] Simultaneous inflammation of several joints. p. chron'ica villo'sa, a chronic inflammation confined to the synovial membrane, involving a number of joints; it occurs in women at the menopause and in children, and has been thought to be due to specific infection with the dumb-bell bacillus. tuber'culous p., pulmonary osteoarthropathy. ver'tebral p., inflammation of a number of the intervertebral discs without involvement of the vertebral bodies.

polyarticular (pol-i-ar-tik'u-lar) [G. *polys*, many, + L. *articulus*, joint.] Polyarthric, multiarticular.

polyatomic (pol-i-ä-tom'ik) [G. *polys*, many, + *atomos*, atom.] Noting a chemical compound having a valency greater than two, or containing more than two replaceable hydrogen atoms.

polyax'on, *polyax'one* [G. *polys*, many, + *axōn*, axis.] A nerve-cell of the third type, one having several neuraxons.

polyaxon'ic. Relating to or noting a polyaxon.

polyba'sic [G. *polys*, many, + *basis*, base.] Having more than one replaceable hydrogen atom, noting an acid with a basicity greater than 1.

polyblast [G. *polys*, many, + *blastos*, germ.] One of a group of ameboid, uninucleated, wandering, phagocytic cells found in inflammatory exudates, derived from primitive wandering cells, clasmato-cytes, and lymphocytes.

polycar'dia [G. *polys*, many, + *kardia*, heart.] Tachycardia.

polycarpous [G. *polys*, many, + *karpos*, fruit.] Apocarpous.

polycentric [G. *polys*, many, + *kentron*, center.] Multinuclear, having several centers.

polycholia (pol-i-ko'lli-ah) [G. *polys*, much, + *cholē*, bile.] The excretion of an excess of bile.

polychrest (pol'i-krest) [G. *polychrēstos*, very useful.] In homoeopathy, a drug of extensive range of applicability, one of frequent employment.

polychromasia (pol'i-kro-ma'zī-ah) [G. *polys*, many, + *chrōma*, color.] Polychromatophilia.

polychromate [G. *polys*, many, + *chrōma*, color.] One who is able to distinguish many colors.

abnormal p., one who distinguishes most colors, but fails to perceive one or two, or confuses two colors.

polychromatia (pol-i-kro-ma'shyah). Polychromatophilia,* polychromasia.

polychromat'ic. Multicolored, having several colors.

polychromatophil, **polychromatophile** (pol-i-kro-mat-o-fil; pol-i-kro'mat-o-fil) [G. *polys*, many, + *chrōma*, color, + *phileō*; I love.] 1. Staining readily with acid, neutral, and basic dyes, noting certain cells, particularly certain red blood-cells. 2. A young or degenerating erythrocyte showing acid and basic staining affinities.

polychromatophilia (pol-i-kro-mat-o-fil'i-ah) [G. *polys*, many, + *chrōma*, color, + *philia*, affection.] 1. A tendency of certain cells, such as the red blood-cells in pernicious anemia, to stain with both basic and acid dyes. 2. Condition in which many red blood-cells, taking acid, basic, and neutral stains, are present.

polychromatophil'ic. Polychromatophil (1).

polychromatosis (pol-i-kro-mā-to'-sis). Polychromatophilia (2).

polychromemia, **polychromæmia** (pol-i-kro-me'mī-ah). An increase in the amount of hemoglobin in the blood.

polychromia (pol-i-kro'mī-ah). Increased pigmentation in any part.

polychromophil (pol-i-kro'mo-fil). Polychromatophil.

polychromophilia (pol-i-kro-mo-fil'i-ah). Polychromatophilia.

polyclin'ic [G. *polys*, many, + *klinē*, bed.] A dispensary for the treatment of diseases of all kinds and for their study; polyclinic.

polyclon'ia [G. *polys*, many, + *klonos*, spasm.] Paramyoclonus, myoclonia, myoclonus multiplex.

polycoria [G. *polys*, many, + *korē*, pupil.] The presence of two or more pupils in one eye.

polycrot'ic. Relating to or marked by polycrotism.

polycrotism [G. *polys*, many, + *krotos*, a beat.] A condition in which the sphygmographic tracing shows several upward breaks in the descending wave.

polycyesia (pol'i-si-e-sī-ah) [G. *polys*, many, + *kýsis*, pregnancy.] Multiple pregnancy.

polycyst'ic [G. *polys*, many, + *kýstis*, bladder.] Composed of many cysts, noting a tumor such as an hydatid.

polycythemia, **polycythemia** [G. *polys*, many, + *kytos*, cell, + *haima*, blood.] 1. An increase in the globular elements of the blood; hyperglobulism. 2. Specifically an increase in the number of red blood-cells, erythrocytosis, erythremia, p. rubra. p. **megalosplen'ica**, Osler's disease. p. **myelopath'ica**, Vaquez's disease. p. **rubra**, erythrocytosis. **relative p.**, a relative increase in the number of red blood-corpuscles due to loss of the fluid portion of the blood.

polydactylism [G. *polys*, many, + *dactylos*, finger.] The presence of more than five digits on each hand or foot.

Polydin'ida [G. *polys*, many, + *dinē*, a whorl.] An order of *Dinoflagellata* having several flagella lying in transverse furrows.

polydipsia [G. *polys*, much, + *dipsa*, thirst.] Extreme thirst.

polyeidocyte (pol-i-i'do-sit) [G. *polys*, many, + *eidos*, appearance, + *kytos*, cell.] A large mononuclear cell present in the spleen; lymphoblastocyte, megakaryoblast.*

polyembryony (pol-i-em'brī-o'nī) [G. *polys*, many, + *embryon*, embryo.] In botany, the presence of two or more embryos in one ovule.

polyemia, **polyæmia** (pol-i-e'mī-ah) [G. *polys*, many, + *haima*, blood.] Plethora.

polyergic (pol-i-ur'jik) [G. *polys*, much, + *ergon*, work.] Capable of acting in several different ways.

polyesthesia, **polyæsthesia** (pol-i-es'the-sī-ah) [G. *polys*, many, + *aisthēsis*, sensation.] A loss of sensation in which a single touch or other stimulus is felt as several.

polyfor'min. 1. A compound of formaldehyde and resorcin, occurring in the form of a brown or yellow powder; antiseptic, used as a substitute for iodoform; called also insoluble p. 2. A compound of hexamethylenamine and resorcin, white crystalline powder used as an internal antiseptic and externally; called also white polyformin.

polygala [G. *polys*, much, + *gala*, milk.] 1. A genus of plants, the herb and root of *Polygala amara*; expectorant and tonic, employed in bronchitis and tuberculosis in doses of gr. 5-10 (0.3-0.6) in extract. P. **senega**, see **senega**.

polygalactia [G. *polys*, much, + *gala* (galact), milk.] An excessive secretion of milk, especially at weaning period.

polygal'ic acid. Polygalin, a substance extracted from the root and forming, in combination with senegin, the acid constituents of this drug.

polygal'in. Polygalic acid.

polygamous. In botany, noting plants of the order which have both unisexual and hermaphrodite flowers.

polyganglion'ic. Containing or involving many ganglia or lymph-glands.

polygast'ria [G. *polys*, many, + *gaster*, stomach.] Hyperchylia, excessive secretion of gastric juice.

polyglandular (pol'i-glan'du-lar) [G. *polys*, many, + *glandula*, gland.] Pluriglandular. p. **syndrome**, a group of symptoms supposedly due to perverted action and interaction of several ductless glands.

polyglobulia (pol-i-glo-bu'lī-ah) [G. *polys*, many, + *globulus*, globule.] Hyperglobulia, polythemia.*

polyglobulism (pol-i-glob'u-lizm). Hyperglobulia, polythemia.*

polygnathus [G. *polys*, much, + *gnathos*, jaw.] A double monster in which the parasite is attached to the jaw of the autosome.

polygonatum [G. *polys*, many, + *gonon*, a corner.] Solomon's seal, the rhizome of *Polygonatum officinale*; related in its action to meconium, employed in rheumatism and gout as a cathartic and purgative in doses of 15-30 (0.5-1.0) in fluidextract; employed in eclectic practice in cases of irritable and relaxed mucous membranes with excessive secretion, in portal congestion and in hemorrhoids.

Polygonum [G. *polygonon*.] A genus of plants in the order *Polygonaceæ*, a number of the species of which are employed in domestic medicine.

aviculare, knotgrass; the herb is reputed to be antirheumatic and diuretic. **P. bistor'ta**, snake-wort, English serpentine, bistort; astringent, employed in dysentery and diarrhea in doses of gr. 10-30 (0.6-2.0), or $\mathfrak{M}15-30$ (1.0-2.0) of a fluidextract. **P. hydroph'per**, smartweed, the leaves are reputed to be useful in amenorrhea and functional impotence in doses of $\mathfrak{M}15-30$ (1.0-2.0) of a fluidextract. **P. puncta'ta**, water smartweed; the herb is employed in amenorrhea and dyspepsia in doses of $\mathfrak{M}15-30$ (1.0-2.0), and externally as a counterirritant in gout, rheumatism, and neuralgia.

ograph [G. *polys*, many, + *graphō*, I write.] An instrument by means of which simultaneous tracings can be taken of several different pulsations, as the radial and the jugular pulses, the liver pulsation, the apex beat of the heart, etc.

gyria (pol-i-jī'rī-ah) [G. *polys*, many, + *gyros*, circle, gyre.] The presence of more than the usual number of convolutions on the surface of the brain.

lyhe'mia, **polyhæ'mia**. Polyemia.

lyhe'dral [G. *polys*, many, + *hedra*, base.] Having many sides or facets.

lyhidro'sia polyidro'sia [G. *polys*, much, + *hidrōs*, sweat.] Profuse sweating, hyperhidrosis.

lyhydram'nios [G. *polys*, much, + *hydōr*, water, + *amnion*.] Dropsy of the amnion, an excess in the amount of amniotic fluid.

lyinfection (pol'i-in-fek'shun). Multiinfection.

lylep'tic [G. *polys*, many, + *lēpsis*, a seizing.] Noting a disease occurring in many paroxysms, such as malaria or epilepsy.

lymas'tia [G. *polys*, many, + *mastos*, breast.] Polymastia, hypermastia; a condition in which, in the human, more than two breasts are present.

lymastig'ida [G. *polys*, many, + *mastix*(*mastig-*), whip.] An order of *Zoömastigophora*, embracing cells provided with many flagella distributed uniformly or in groups.

lyma'sia [G. *polys*, many, + *mastos*, breast.] Polymastia.

lyme'tia [G. *polys*, many, + *melos*, limb.] The presence of supernumerary limbs or parts of limbs, as in polydactylism.

lyme'thus. A monster exhibiting polymelia.

lymer [G. *polys*, many, + *meros*, part.] One of two or more polymeric substances.

lyme'ria [G. *polys*, many, + *meros*, part.] The presence of supernumerary parts of the body.

lymer'ic [G. *polys*, many, + *meros*, part.] Noting two isomeric substances which have the same percentage composition, but the molecular weight of one (therefore the number of atoms in the molecule) is a multiple of that of the other.

lymer'id. Polymer.

lymer'ism. 1. The condition of polymers or polymeric substances. 2. Polymeria.

lymer'ize. To change a compound into its polymer.

lymicro'bic [G. *polys*, many, + *mikrobion*, microbe.] Caused by a number of different microorganisms.

lymi'crotome. A microtome which makes several sections at one stroke.

lym'nia. The root of *Polymnia uvedalia*, bearfoot, yellow leaf cup, a plant of the eastern United States; employed in eclectic practice in rheumatism, enlargement of the liver or spleen, glandular enlargements, and chronic malaria in doses of gr. 2-3 (0.13-0.2) of the specific preparation every hour or two.

pol'y-morph. Polymorphonuclear leucocyte.

polymor'phic [G. *polys*, many, + *morphē*, form.] Occurring in more than one form; polymorphous, pleomorphic, multiform.

polymor'phism. Occurrence in several forms; the existence in the same species or other natural group of several types; pleomorphism.

polymor'phous. Polymorphic, pleomorphic, multiform.

polymor'phocell'ular [G. *polys*, many, + *morphē*, form, + L. *cellula*, cell.] Relating to or formed of cells of several different kinds.

polymor'phocyte [G. *polymorphos*, multiform, + *kytos*, a hollow (a cell).] A marrow-cell, myelocyte.

polymorphonuclear (pol'i-mor-fo-nu'kle-ar) [G. *polymorphos*, multiform, + L. *nucleus*.] Having nuclei of varied forms, noting a variety of leucocyte.

polymyoc'lonus. Myoclonus multiplex, polyclonia.

polymyositis (pol-i-mi-o-si'(se')tis) [G. *polys*, many, + *mys*, muscle, + *-itis*.] 1. Inflammation of a number of voluntary muscles simultaneously. 2. Infectious myositis.

polyn'e'sic [G. *polys*, many, + *nēsos*, island.] Occurring in many separate foci, noting certain forms of inflammation or infection.

polyn'eural [G. *polys*, many, + *neuron*, nerve.] Relating to, supplied by, or affecting several nerves.

polyn'eural. 1. Polynuclear. 2. Relating to or containing many nerve-cells.

polyn'euritis (pol-i-nu-ri'(re')tis) [G. *polys*, many, + *neuron*, nerve, + *-itis*.] Multiple neuritis.

polynuclear (pol-i-nu'kle-ar) [G. *polys*, many, + L. *nucleus*.] Multinuclear.

polynucleated (pol-i-nu'kle-a-ted). Multinucleated. **Polynucleo'sia**. Multinucleosis, the presence of numbers of polynuclear, or multinuclear, cells in the peripheral blood.

polyodon'tia [G. *polys*, many, + *odont*(*odont-*), tooth.] The presence of supernumerary teeth.

polyonychia (pol-i-o-nik'i-ah) [G. *polys*, many, + *onyx*(*onych-*), nail.] The presence of supernumerary nails on fingers or toes.

polyo'pia, **polyop'sia**, **poly'opy** [G. *polys*, many, + *ōps*(*ōp-*), eye.] Double, or more correctly multiple, vision, the perception of several images of the same object.

polyorchis (pol-i-or'kis) [G. *polys*, many, + *orchis*, testicle.] A person who has more than two testicles.

polyorchism (pol-i-or'kizm) [G. *polys*, many, + *orchis*, testis.] The presence of one or more supernumerary testicles.

polyorrhomenitis (pol-i-or'o-men-i'(e')tis) [G. *polys*, many, + *orrhos*, serum, + *hymēn*, membrane, + *-itis*.] Polyorrhomeningitis.

polyorrhomeningitis (pol-i-or'o-men-in-jī'(je')tis) [G. *polys*, many, + *orrhos*, serum, + *mēnix*(*mēning-*), membrane, + *-itis*.] General inflammation of all the serous membranes, Concato's disease, polyorrhomenitis.

polyotia (pol-i-o'shyah) [G. *polys*, many, + *ous* (*ōt-*), ear.] The presence of a supernumerary auricle on one or both sides of the head.

pol'yp. Polypus.

polypapillo'ma [G. *polys*, many.] 1. Multiple papillomata. 2. Frambesia, yaws.

polypar'esis [G. *polys*, much, + *pareisis*, weakness.] General paralysis of the insane.

polypet'alous [G. *polys*, many.] In botany, noting a flower with ununited petals.

polypha'gia [G. *polys*, much, + *phagō*, I eat.] Excessive eating, gluttony.

polyphalan'gism [G. *polys*, many, + *phalanx*.]

- Hyperphalangism; the presence of a supernumerary phalanx in a finger or toe.
- polypharmacy** [G. *polys*, many, + *pharmakon*, drug.] The mixing of many drugs in one prescription; "shotgun" prescribing.
- polyphobia** [G. *polys*, many, + *phobos*, fear.] An abnormal fear or dread of many things; a minor degree of panophobia.
- polyphrasia** [G. *polys*, many, + *phrasis*, speech.] Extreme talkativeness or volubility.
- polyphyll'ic** [G. *polys*, many, + *phyllē*, tribe.] Derived from more than one source, or having several lines of descent; opposed to monophyletic.
- polyphyll'ous** [G. *polys*, many, + *phyllon*, leaf.] In botany, noting a flower with perianth the separate parts of which are not united.
- Polyphyodont** (pol-i-fi'o-dont) [G. *polys*, many, + *phýdō*, I produce, + *odontos* (odont-), tooth.] Having several sets of teeth formed in succession throughout life.
- poly'piform** [L. *polypus* + *forma*, form.] Resembling a polyp, polypoid.
- polyplas'mia** [G. *polys*, much, + *plasma*.] Hydræmia, excessive fluidity of the blood.
- poly'plast** [G. *polys*, many, + *plastos*, formed.] Formed of several different structures.
- polyplas'tic** [G. *polys*, many, + *plastikos*, plastic.] Assuming or capable of assuming several forms, polymorphic, polymorphous.
- polypne'a, polypnce'a** [G. *polys*, many, + *pnoia*, breath.] Tachypnea, rapid respiration.
- poly'poid** [L. *polypus* + G. *eidos*, resemblance.] Polypiform.
- poly'porous** [G. *polys*, many, + *poros*, pore.] Cribiform, having many pores.
- Poly'porus** [G. *polys*, many, + *poros*, pore.] A genus of mushrooms. *P. officina'lis*, agaricus, boletus, white or purging agaric, employed in the prevention of the night sweats of phthisis in doses of gr. 3-5 (0.2-0.3).
- poly'posis.** A condition marked by the presence of several polypi.
- poly'potome** [L. *polypus* + G. *tomos*, cutting.] An instrument used for cutting away a polypus.
- poly'pous.** Relating to a polypus.
- poly'pus** [G. *polys*, many + *pous*, foot.] A pedunculated swelling or outgrowth from a mucous membrane. **bleed'ing p.**, a prominent angioma of the nasal mucous membrane. **cell'ular p.**, mucous p. **cystic p.**, a pedunculated cyst. **fibrin'ous p.**, a p. formed of a semiorganized blood-clot in a subinvolved uterus after childbirth. **fibrous p.**, a p. constituted largely of fibrous tissue. **fleshy p.**, a submucous myoma projecting into the cavity of the uterus. **gelat'inous p.**, myxoma. **mucous p.**, a pedunculated growth, springing from the mucous membrane, of soft and jelly-like (myxomatous) consistence. **p. hydatido'sus**, cystic p. **rasp'berry p.**, a pedunculated fungoid tumor in the external auditory meatus. **round-cell p.**, mucous p. **spongy p.**, mucous p. **vas'cular p.**, bleeding p.
- polyrrhe'a, polyrrho'a** [G. *polys*, much, + *rhoia*, a flow.] A profuse discharge of serous or other fluid; hydrorrhea.
- polysaccharid, polysaccharide** (pol-e-sak'ar-id) [G. *polys*, many, + *sakcharis*, sugar.] A carbohydrate containing a large number of saccharid groups, (C₆H₁₀O₅)_n. Starch is the most familiar example of a polysaccharid.
- poly'sar'cia** [G. *polys*, much, + *sarx*, flesh.] Obesity, corpulence, lipomatosis.
- lysar'cous.** Obese, corpulent excessively fat.
- polyscella** (pol-i-se'll-ah). A form of *polymela*, the presence of more than two legs.
- polyscelus** (pol-is'el-us) [G. *polys*, many, + *skēlē*, leg.] A monster with one or more supernumerary legs.
- poly'scope** [G. *polys*, much, + *skopē*, I examine.] Diaphanoscope.
- polysep'alous** [G. *polys*, many.] In botany, etc., a flower, the sepals of which are ununited.
- polyserositis** (pol-i-se-ro-si' (se')tis) [G. *polys*, many, + L. *serum* + G. *-itis*.] Polyrhombomeningitis.
- polysinusitis, polysinusitis** (pol-i-sin-u-si' (e')tis, p. i-si-nus-i' (e')tis) [G. *polys*, many, + L. *sinus* + G. *-itis*.] Simultaneous inflammation of two or more sinuses.
- poly'solve.** Sodium sulphocinate, a solvent of thymol, menthol, and various camphor derivatives.
- polyso'mia.** The condition of a polysomus.
- polyso'mus** [G. *polys*, many, + *sōma*, body.] An imperfect double or triple monster with two bodies.
- polyspermia, polyspermism** (pol-i-sper'mi-ak, p. i-sper'mizm) [G. *polys*, many, + *sperma*, seed.] 1. Polyspermy. 2. An abnormally profuse spermatogenic secretion.
- poly'spermy** [G. *polys*, many, + *sperma*, seed.] The entrance of more than one spermatozoon into the ovum.
- Poly'spo'rea** [G. *polys*, many, + *sporos*, seed.] A suborder of *Myxosporidia* in which the sporoblast contains more than two spores; the spores are as a rule elongated.
- polystichia** (pol-i-stik't-ah) [G. *polys*, many, + *stichos*, row.] An arrangement of the eyelashes in two or more rows.
- polythe'lia** [G. *polys*, many, + *thallē*, nipple.] The presence of supernumerary nipples, either on the breast or elsewhere on the body.
- polytrichia** (pol-i-trik't-ah) [G. *polys*, much, + *trich-* (trich-), hair.] Hypertrichosis, hirsuties, or polytrichosis, excessive hairiness.
- Polytrichina** (pol-i-tri-ki'nah) [G. *polys*, many, + *thrix* (trich-), hair.] A suborder of *Heterotrichia* in which the cilia are uniformly distributed over the surface of the cell.
- polytrichosis** (pol-i-tri-ko'sis). Polytrichia.
- poly'trichum** (pol-i'tri-kum) [G. *polys*, many, + *thrix* (trich-), hair.] Hair-cap, golden moustache, golden moss, the entire plant of *Polypodium commune*, *P. juniperinum*, and other species of ferns; diuretic and astringent; employed in treatment of menorrhagia.
- polytro'phia, poly'trophy** [G. *polys*, much, + *trophē*, nourishment.] Hypernutrition.
- poly'u'ria** [G. *polys*, much, + *ouron*, urine.] Excessive excretion of urine, profuse micturition.
- poly'valent** [G. *polys*, much, + L. *valere*, to be powerful.] Multivalent. **p. serum**, a serum containing antibodies produced by the injection of several strains of the same species of microorganism. **p. vac'cine**, a bacterial vaccine made from killed cultures of several strains of the same bacterial species; see *mixed vaccine*.
- pomade** (po-mād') [Fr. *pommade*.] Pomatum.
- poma'tum** [L. *pomum*, apple.] A medicated ointment for the hair.
- pomegranate** (pum'gran-at) [L. *punica*, apple, + *granatum*, many seeded.] Fruit of *Punica granatum*, a reddish yellow fruit the size of an apple, containing many seeds enclosed in a fleshy subacid pulp; the bark of the root and stem is official in the U.S.P. as *granatum*.
- pommel joint.** Condylod joint.

om'pholyx [G. a bubble.] Chiropompholyx, an inflammatory eruption of deeply seated vesicles of varying size, occurring on the hands or feet, accompanied by itching and burning, and followed by desquamation.

om'phus [G. *pomphos*, blister.] A wheal.

o'mum [L.] Apple. *p. Ada'mi*, Adam's apple, prominentia laryngea.

once de Leon Springs, Pennsylvania. Alkaline-carbonated waters. Six springs. Used by drinking in Bright's disease, the uric acid diathesis, acidity of the stomach, and heartburn. The summer months.

o'acet's disease' (pawñ-sa') [Antonin Poncet, French surgeon, 1846-1913.] Tuberculous rheumatism.* *P.'s operation*, (1) lengthening of the tendo Achillis for talipes equinus; (2) perineal urethrostomy; (3) perineotomy, perineal cystotomy in prostatic disease.

o'derable [L. *pondus*, weight, + *habilis*, apt, fit.] Having weight.

onga'mia oil. Poonga oil, the expressed oil of the seeds of an East Indian tree, *Pongamia glabra*; used externally in scabies and various skin affections.

on'ogen, pl. *pon'ogens*, *ponogena* (pon-oj'en-ah) [G. *ponos*, fatigue, + *gennad*, I produce.] 1. A fatigue poison, fatigue toxin.* 2. Parhormone.

on'ograph [G. *ponos*, fatigue, + *graphō*, I record.] An instrument for recording graphically the progressive fatigue of a contracting muscle.

on'os [G. fatigue, pain.] A disease occurring in young children in certain of the islands of Greece; it is characterized by enlargement of the spleen, hemorrhages, fever, and cachexia; possibly due to the presence of the Leishman-Donovan body.

oss [L. bridge.] 1. Pons Varolii, a prominent white mass on the basal aspect of the brain, lying in front of the cerebellum inferiorly, between the medulla and the cerebral peduncles, from each of which it is marked off by a groove; it is convex from side to side anteriorly, and posteriorly it forms part of the floor of the fourth ventricle.

2. Any bridge-like formation connecting two more or less disjointed parts of the same structure or organ. *p. cerebel'l*, *p. Varolii*. *p. hep'atis*, a bridge of liver tissue which sometimes overlaps the fossa vena cavae, converting it into a canal. *p. Tari'ni*, posterior perforated space, substantia* perforata posterior [BNA]. *p. Varo'tii*, pons (1).

ostibra'chium. Brachium pontis [BNA].

ostic'ulus [L. dim. of *pons*, bridge.] 1. Ala pontis, prepons. 2. A vertical ridge on the eminentia conchae giving insertion to the auricularis posterior (retrahens aurem) muscle. *p. hep'atis*, pons hepatis. *p. promonto'rii*, a ridge on the wall of the tympanum passing from the promontory to the pyramid.

ost'ile, *pons'tine*. Relating to a pons, especially the pons Varolii.

ontoon' [L. *ponto*, a small boat, a punt.] A loop of the small intestine.

ool's phenom'enon [Eugene Hillhouse Pool, New York surgeon, contemporary.] 1. Leg phenomenon; contraction of the calf muscles following stretching of the sciatic nerve by placing the patient in a sitting position; it occurs in post-operative tetany. 2. Arm phenomenon; contraction of the arm muscles, resembling that from stimulation of the ulnar nerve, following stretching of the brachial plexus by elevating the arm above the head with the forearm extended; it occurs in post-operative tetany.

pooled blood-serum. The mixed serum from a

number of individuals, used to determine the normal phagocytic index.

pop'lar. Populus.

pop'les [L. the ham.] Popliteus or popliteal space; posterior surface of the knee.

poplite'us. Popliteus; see under *musculus*.

popliteal (pop-lit'e-al; more commonly, pop-li-te'al). Relating to the poples or posterior surface of the knee.

poplite'us. See under *musculus*.

poppy. Papaver. *p. oil*, an expressed oil from the seeds of the poppy, resembling linseed oil.

pop'ulin. Benzoyl-salicin, $C_{20}H_{22}O_6$, obtained from the bark and leaves of the aspen, *Populus tremuloides*; occurs in the form of white acicular crystals of a sweetish taste; antipyretic in doses of gr. 1-3 (0.06-0.2).

Pop'ulus [L.] A genus of trees of the order *Salicinae*, the poplars, aspens, and cottonwoods; the bark of several species possesses tonic properties, and the buds are tonic and stimulant; a fluid-extract of the bark is given in doses of ʒi-2 (4.0-8.0), and one of the buds in doses of ʒi-30 (0.6-2.0).

por'cupine disease'. Ichthyosis.

pore [G. *poros*.] A hole, perforation, or foramen; one of the minute openings of the sweat-glands of the skin.

porencepha'lia. Porencephaly.

porencephal'ic. Relating to or marked by porencephaly.

porencephalitis (pör-en-sef-ä-li'(le'tis) [G. *poros*, a pore, + *enkephalos*, brain, + *-itis*.] Chronic inflammation of the brain with the formation of cavities in the substance of the organ.

porenceph'alous. Porencephalic.

porenceph'aly [G. *poros*, a passage-way, pore, + *enkephalos*, brain.] The occurrence of cavities in the brain substance, communicating usually with the lateral ventricles.

Porges-Meier reaction (por'ges-mi'er). A test for syphilis; equal parts of blood-serum and a 1 per cent. emulsion of lecithin in physiological saline solution are mixed and kept for five hours at room temperature; blood-serum of the patient, under examination is then added and if the patient is syphilitic the lecithin will be precipitated.

porioma'nia [G. *poreia*, a journey, + *mania*, frenzy.] Fugue, ambulatory automatism.*

pornography [G. *pornē*, a prostitute, + *graphō*, I write.] 1. A treatise on prostitution. 2. Obscene writing.

porocèle (po'ro-sèl) [G. *pōros*, callus, + *kêlē*, hernia.] A hernia with indurated coverings.

porocephaliasis (po-ro-scf-al-i'ä-sis). Infection with a species of *Porocephalus*.

Poroceph'alus [G. *poros*, pore, + *kephalē*, head.] A generic term applied to certain worm-like arthropods or their larvæ, parasitic in a number of animals and in man. *P. clava'tus*, a species found as a parasite in man. *P. constrictus*, a larval species living parasitically in the mesentery. *P. denticul'us*, the larva of *Linguatula rhinaria*.

porokerato'sis [G. *poros*, pore, + *keratosis*.] Keratoderma eccentrica, the pores of the sweat-glands being filled with plugs of horny epithelium.

poro'ma [G. *pōroma*, callus.] 1. Callus. 2. Exostosis. 3. Induration following a phlegmon.

poroplas'tic felt. A material of stiffened porous felt which, when moistened, can be readily moulded to any part, so that when dry it forms a strong splint.

poro'sis [G. callus-formation.] The formation of callus around the ends of a fractured bone.

poros'ity [L. *porosus*, porous.] 1. A porous condition. 2. A perforation.

porot'omy [G. *poros*, pore, + *tomē*, incision.] Division of a narrow meatus urinarius, meatotomy.

po'rous [L. *porus*, a pore.] Having pores which pass directly or indirectly through the entire thickness of the substance, thus rendering it permeable.

porphyri'za'tion. Grinding in a mortar (formerly on a slab of porphyry).

porphyru'ria [G. *porphyra*, purple, + *ouron*, urine.] The passage of uroerythrin (purpurin) in the urine.

porri'go [L.] Any scurfy disease of the scalp—ringworm, favus, or eczema. **p. decal'vans** [L. *decalvare*, to make bald], alopecia areata. **p. favo'sa**, honeycomb scall, honeycomb tetter, favus.* **p. fur'furans**, tinea tonsurans. **p. larva'lis**, eczema of the scalp. **p. lupino'sa** [L. *lupinus*, relating to a wolf], favus.

Por'ro opera'tion [Eduardo Porro, Milanese obstetrician, *1842.] Celiostomy, Porro-cesarean operation; cesarean section followed by supravaginal amputation of the uterus.

por'ta [L. gate.] 1. The part of an organ where the vessels and nerves enter and the excretory ducts pass out, hilum, hilus [BNA]. 2. The foramen of Monro. **p. hep'atis**, portal fissure, a transverse fissure on the under surface of the liver between the caudate or Spigelian and quadrate lobes, lodging the portal vein, hepatic artery, hepatic nerve plexus, hepatic ducts, and lymphatic vessels. **p. li'enis**, the hilus of the spleen. **p. pulmo'nis**, the hilus of the lung where the bronchi, vessels, and nerves enter and leave the organ. **p. renis**, hilus of the kidney.

portacid, porteacid (port-as'id) [Fr. *porter*, to carry.] A glass rod for use in making a local application of any caustic acid.

por'tal. Relating to any porta or hilus, specifically to the porta hepatis and the portal vein. **p. circula'tion**, the circulation, within the liver, of the blood brought by the p. vein. **p. system**, the p. vein and its branches through which the p. circulation takes place. **p. vein, vena* portæ**.

portcaustic, portcaustique (port-kaws'tik, port-kō-stēk') [Fr. *porter*, to carry.] Any form of handle, permanent or adjustable, for holding a stick of silver nitrate or other solid caustic.

porteaiguille (port-a-gü-c'e) [Fr. *porter*, to carry, + *aiguille*, needle.] A needle-holder.

portemèche (port-ē-mesh') [Fr. *porter*, to carry, + *mèche*, wick.] A probe or sound with a notched extremity, used in introducing a drain or tent into a canal.

portœnœud (port-ē-nē') [Fr. *porter*, to carry, + *nœud*, knot.] An instrument used in carrying and tying a ligature around an artery or the stalk of a tumor.

Porter Springs, Georgia. The waters are reported to contain hydrogen sulphide gas, iron, and sulphates of magnesium, potassium, and sodium, also small amounts of iodine, lithia, and manganese. Several springs. June 15 to October 15.

Porter's tests [William Henry Porter, New York physician, *1853.] 1. For uric acid in excess: Boil the upper strata of urine in a test-tube and add a few drops of 4 per cent. acetic acid; at the end of 3 or 4 hours the uric acid will crystallize out just below the surface of the urine. 2. For indicanuria: Shake together 10 c.c. urine, 10 c.c. hydrochloric acid, and 5 drops 0.5 per cent. solution potassium permanganate; then add 5 c.c. chloroform and shake; the presence of indican

will be indicated by a purple coloration (due to a deposit of blue pigment).


por'tio (por'shyo) [L. portion.] A part; in grammar, portio vaginalis. **p. du'ra**, hard part of seventh nerve, nervus facialis; formerly regarded as forming one nerve with the eighth or acustic, being distinguished from the latter as the hard part of the two. **p. interne'dia**, pars intermedia. Wrisberg, a small nerve between the facial and the acoustic, the sensory root of the facial. **p. ma'jor**, the larger, sensory, portion of the trigeminal nerve. **p. mi'nor**, the smaller, motor portion of the trigeminal nerve. **p. mol'lis**, soft part, eighth nerve, nervus acusticus, formerly regarded as forming one nerve with the seventh or facial, being distinguished from the latter as the softer of the two. **p. supravagina'lis**, the part of the cervix uteri lying above the attachment of the vagina. **p. vagina'lis**, the part of the cervix uteri contained within the vagina.

portiplexus (por-ti-pleks'us). The connection between the choroid plexuses of the lateral ventricle passing through the porta, or foramen of Monro.

portlig'ature, portellig'ature [Fr. *porter*, to carry.] An appliance for passing a ligature in the wall of a wound or a cavity which the fingers cannot reach.

po'rus [L.] A pore, meatus, or foramen. **p. acusticus exter'nus** [BNA], external acoustic or auditory pore or foramen, the orifice of the external auditory meatus in the tympanic portion of the temporal bone. **p. acusticus inter'nus** [BNA], internal acoustic or auditory pore or foramen, a small round irregular opening on the posterior surface of the pyramid, or petrous portion of the temporal bone, marking the inner termination of the internal auditory meatus. **p. opt'icus**, optic foramen, point of entrance of the optic nerve through the sclera.

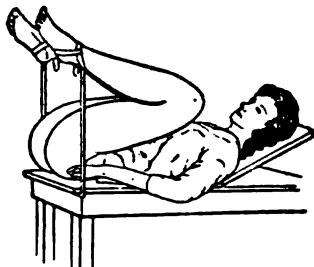
position (po-zish'un) [L. *positus*, placed.] 1. Attitude, posture; see *Bowman, Edriohls, Foss, Fowler, Péan, Rose, Simon, Sims, Transverse, Walcher*. 2. The place occupied. 3. Spontaneous



KNEE-CHEST, OR GENUPECTORAL, POSITION.

ally, in obstetrics, the relation of the present part of the fetus to the maternal structures is cut under *presentation*. **anatomical p.**, the position of the body with the arms at the sides, supinated, the palms of the hands looking forward; the terms *posterior*, *anterior*, *lateral*, *medial*, etc., are applied to the parts as they stand related to each other and to the axis of the body when in this position. **dorsal p.**, **dorsal recumbent p.**, a position assumed for rectal or vaginal examination, or during parturition, the patient lying on the back with hips and knees flexed and thighs abducted. **dorsocentral p.**, **obstetric p.**, **English p.**, a position of the parturient woman, lying on the left side with right hip and knee flexed. **first p.**, left occipitoposterior position, L.O.A.; see cut under *presentation*. **fourth p.**, left occipitoposterior position, L.O.P.; see

cut under *presentation*. **genucu'bital p.**, knee-elbow p. **genupec'toral p.**, knee-chest p. **knee-chest p.**, genupectoral p., a prone posture resting on the knees and upper part of the chest, assumed for gynecological or rectal examination. **knee-elbow p.**, genucubital p., a prone position resting on the knees and elbows, assumed for rectal or vaginal examination or operation; see cut under *Bosman*. **lat'eral recum'bent p.**, English p. **leap'frog p.**, a stooping p., such as that taken by boys in playing leapfrog, assumed for a rectal examination. **lithot'omy p.**, dorsosacral p., the patient lying on the back with buttocks at the end of the operating table, the hips and knees



LITHOTOMY POSITION.

being fully flexed with feet strapped in position. **obstet'ric p.**, the p. assumed by the parturient woman, either dorsal recumbent or lateral recumbent. **second p.**, right occipitoanterior position, R.O.A.; see cut under *presentation*. **third p.**, right occipitoposterior position, R.O.P.; see cut under *presentation*.

af'f'itive [L. *positus*, placed.] 1. Affirmative, definite, not negative. **p. pole**, see *pole*. **p. phase**, the elevation of the opsonic index, following the negative phase, after an injection of bacillary vaccine.

pos'ological (pos-o-loj't-kal). Relating to posology, or the dosage of remedies.

pos'ology (po-sol'o-j'i) [G. *posos*, how much, + *-logia*.] The branch of materia medica and therapeutics which has to do with a determination of the doses of remedies; dosage.

post- [L. *post*, after.] A prefix to words derived from Latin roots, noting after, behind, or posterior, corresponding to Greek, *meta-*.

ostaceus's'ual. After an access or paroxysm of a disease.

ostacetab'ular. Behind the acetabular cavity.

osta'n'al. Behind the anus.

ostanesthet'ic, **postanesthet'ic**. Occurring after anesthesia, specifically after surgical or general anesthesia.

ostapoplec'tic. Occurring after an attack of apoplexy.

ostar'ial. Posterior to the axis of the body or any limb, the latter being in the anatomical position.*

ostbrachial (pōst-brā'ki-al). On or in the posterior part of the upper arm.

ostbrachium (pōst-brā'ki-um). Brachium quadrangulum inferius.

ostca'va. Inferior or ascending vena cava.

ostca'val. Relating to the inferior vena cava.

ostcen'tral. Posterior to a center.

ostci'bal [L. *post*, after, + *cibum*, food.] After a meal or the taking of food.

ostclater'na. The space in the transverse fissure of the cerebellum covered by the arachnoid.

ostclavic'ular. Behind the clavicle.

postcomm'issure. Commissura posterior cerebri.

postcor'dial [L. *post*, behind, + *cor(cord-)*, heart.] Posterior to the heart.

postcor'nu. Cornu posterius of the lateral ventricle of the brain.

postcri'brum [L. *post*, behind, + *cribrum*, sieve. Substantia perforata posterior.

postcu'bital. On or in the posterior or dorsal part of the forearm.

postdiastol'ic. Following the diastole of the heart.

postdicrot'ic. Following the dicrotic notch in a sphygmogram, noting an additional interruption in the descending line of the pulse tracing.

postdige'stive. Following digestion.

post'diphtherit'ic. Following or occurring as a sequel of diphtheria.

postdu'ral. Behind the dura mater. **p. ar'tery**, posterior meningeal artery, a branch of the arteria pharyngea ascendens, which enters the cranium through the foramen lacerum posterius.

postepilep'tic. Following an epileptic seizure.

posterior [L. comparative of *posterus*, following.]

1. Behind or after in time or place; posticus. 2. In botany, noting that part of a lateral member which is nearest the parent axis.

posterior [L.] Neuter of posterior.

post'eroexter'nal. Occupying a position behind and to the outer side; posterolateral.

post'erointer'nal. Occupying a position behind and to the inner side; posteromedial.

posterolat'eral. Behind and to one side, specifically [BNA] to the outer side.

posterome'dial. Behind and to the inner side.

posterome'dian. Occupying a central position posteriorly.

posteropari'etal. Relating to the posterior portion of the parietal lobe of the cerebrum on either side.

posterostepe'rior. Situated behind and at the upper part.

posterotem'poral. Relating to or lying in the posterior portion of the temporal lobe of the cerebrum on either side.

postesophageal, **postesophageal** (pōst-e-so-faj'e-al). Behind the esophagus.

postfe'brile. Occurring after a fever.

postfo'vea. Fovea inferior in the floor of the fourth ventricle.

postganglionic (pōst'gang-gli-on'ik). Posterior to or following a ganglion; noting especially the efferent visceral fibers of a neurone of the second order whose axone lies in a sympathetic ganglion.

postgem'inum. One of the two testes of the corpora quadrigemina, colliculus inferior [BNA]

postgenicula'tum, **postgenic'ulum**. The internal geniculate body of the brain.

postgle'noid. Behind the glenoid fossa of the maxilla.

postgracile (pōst-gras'il). Behind the lobulus gracilis of the cerebellum.

postgrad'uate. 1. Relating to the period following graduation from any institution of learning, especially (in medicine) from a medical school, noting a course of clinical and special study then pursued. 2. A recent graduate, especially one pursuing a course of postgraduate study.

postgripp'al. Postinfluenzal.

posthemipleg'ic. Following hemiplegia.

posthemorrhagic (pōst-hem-ō-raj'ik). Following a hemorrhage.

posthepatic (pōst-he-pat'ik). Behind the liver.

posthetomy (pos-thet'o-mi) [G. *posthē*, prepuce, + *tomē*, incision.] Peritomy, circumcision.

pos'thioplasty [G. *posthē*, prepuce, + *plassō*, I form.] Reparative or plastic surgery of the prepuce.

posthippocampal (pōst-hip-o-kam'pal). Behind the hippocampus. *p. fissure*, calcarine fissure.

posthitis (pos-thi'(the')tis) [*G. posthē*, prepuce, + *-itis*]. Inflammation of the prepuce.

postolith [*G. posthē*, prepuce, + *lithos*, stone.] A preputial calculus.

posthumous (pos'tu-mus) [*L. postumus*, last.] Occurring after the death of the producer; born after the death of the father.

posthyoid (pōst-hi'oyd). Behind the hyoid bone.

posthypnotic (pōst-hip-not'ik). Following hypnotism.

posthypophysis (pōst-hi-pōf'i-sis). The posterior portion of the pituitary body, or hypophysis cerebri.

posticus [*L.*] Posterior. In the names of muscles the [BNA] substitutes *posterior* for *posticus*, as *musculus tibialis posterior* instead of *musculus tibialis posticus*.

postinfluen'zal. Occurring as a sequel of influenza, postgrippal.

postinsular. 1. Behind the insula. 2. The posterior portion of the insula, or island of Reil.

postischial (post-is'ki-al). Behind the ischium.

postmalarial. Occurring as a sequel of malaria, postpaludal.

postmas'toid. Behind the mastoid process.

postmedian. Posterior to the median plane.

postmediastinal. 1. Behind the mediastinum. 2. Relating to the posterior mediastinum.

postmediastinum. The posterior mediastinum.

postmeiotic phase (pōst-mi-ot'ik fāz) [*L. post*, after, + *G. meioō*, I make smaller.] Postreduction phase; the stage following that of reduction of the chromosomes in the sexual cells, representing the mature forms of these cells, ending with the conjugation of the nuclei in the impregnated ovum.

postmortal (pōst-mor'tal). After death.

post mortem [*L. post*, after; *mors* (mort-), death] 1. After death. 2. A post-mortem examination, autopsy, necropsy. *p.-m. pus'tule*, an ulcer resulting from cadaveric infection of an abrasion of the hand. *p.-m. wart*, verruca necrogenica, lupus* verrucosus.

postnas'al. Relating to the posterior nares or choanæ, choanal.

postnas'al. Posterior naris, choana.

postnas'al. 1. Behind the nasal fossæ. 2. Relating to the posterior portion of the nasal fossæ.

postnatal [*L. post*, after, + *natus*, birth.] Occurring after birth.

postnecrotic. Subsequent to the death of a tissue or part of the body.

postneuritic. Following neuritis.

postnod'ular. Behind the nodulus vermis of the cerebellum.

postoblonga'ta. The posterior or inferior portion of the medulla oblongata below the pons.

postocular [*L. post*, behind, + *oculus*, eye.] Posterior to the eyeball.

postolivary. Situated posterior to the oliva.

postoperative. Following a surgical operation.

postoperculum. The posterior portion of the operculum.

postperforatum. Posterior perforated space, substantia perforata posterior [BNA].

postop'ticus. Any one of the optic lobes, or quadrigeminal bodies.

postoral [*L. post*, behind, + *os* (or-), mouth.] In the posterior part of, or behind, the mouth.

postorbital. Behind the orbit.

postpalatine. Relating to the posterior part of, or behind, the palate or palate bone.

postpallium (pōst-pal'i-um) [*L. post*, after.] The cerebral cortex posterior to the sulcus centralis and fissure of Rolando.

postpal'udal. Postmalarial.

postparalytic. Following or consequent upon paralysis.

post partum [*L. post*, after; *partus*, birth] 1. After childbirth. 2. Following or occurring as a sequel of childbirth, as *post-partum hemorrhage*.

postpeduncle. The posterior, or inferior, peduncle of the brain.

postpharyngeal. Behind the pharynx.

postpneumonic (pōst-nu-mon'ik). Following or occurring as a sequel of pneumonia.

postpon'ent, postpo'ning [*L. post*, after, + *ponere*, to place.] Noting malarial paroxysms which recur each time at a later period, or after progressively longer intervals.

postpon'tile. Behind or below the pons Varolii.

postpubescent (pōst-pu-bes'ent). Subsequent to the period of puberty.

postpycnotic (pōst-pik-not'ik). Following the stage of pycnosis in a red cell, noting the disappearance of the nucleus (chromatolysis).

postpyr'amid. Funiculus gracilis.

postpyramidal (pōst-pi-ram'i-dal). Relating to the posterior pyramid or funiculus gracilis.

postramus (pōst-ra'mus) [*L. post*, behind, + *ramus*, branch.] The posterior portion of the central white matter of the cerebellum.

postreduction phase. Postmeiotic phase.

postri'nal fissure. A fissure separating the lateral campal from the subcollateral gyre.

postrolandic (pōst-ro-lan'dik). Behind the sulcus of Rolando.

postro'cal. Behind or below the sacrum, or ring to the coccyx.

postscale'nus. Musculus scalenus posterior.

postscap'ular. Posterior scapular, behind the scapula.

postscapula'ris. Musculus infraspinatus.

postscarlatinal (pōst-skar-lah-te'nal). Occurring as a sequel of scarlatina.

postsphe'noid bone. The posterior portion of the body of the sphenoid bone.

postsplen'ic. Behind the spleen.

postsy'l'vian. Behind the fissure of Sylvius.

posttar'sal. Relating to the posterior part of the tarsus.

posttib'ial. Behind the tibia, situated in the posterior portion of the leg; sural.

postty'phoid. Occurring as a sequel of typhoid fever.

postulate (pos'tu-lāt) [*L. postulari*; *postulare*, to demand.] An unproved assertion or assumption, a statement or formula offered as the basis of a theory. Ehrlich's *p.*, side-chain* theory. Koch's *p.*, Koch's* law.

postural. Relating to or effected by posture, or the postural treatment of peritonitis (Fowler's position) or of a fracture.

posture (pos'tūr) [*L. postura*; *parire*, to give birth.] Position* of the body, as the erect posture, the recumbent posture, etc.; attitude. *p. of the limb*, the ability to recognize the position in which the limb is passively placed, the subject's eyes being closed.

posturine (pōst-u'ter-in). Posterior to the uterus.

postver'mis. The inferior surface of the vermis of the cerebellum.

potable [*L. potabilis*; *potare*, to drink, + *habere*, fit.] Drinkable, fit to drink.

Potain's apparatus (pō-tai'n') [Pierre Carl Potain, Parisian physician, 1825-1901.] A device

of aspirator. **P.'s disease'**, pulmonary and pleural edema. **P.'s sign**, in dilatation of the aorta dulness on percussion is found extending from the manubrium sterni toward the second intercostal space and the third costal cartilage on the right, the upper limit extending from the base of the sternum in the segment of a circle to the right.

potamophobia (pot-am-o-fo'bi-ah) [G. *potamos*, river, + *phobos*, fear.] Morbid fears aroused by the sight, and sometimes thought, of a river or any stream.

pot'ash. 1. Potassa, potassium hydroxide. 2. Pearlash, potassii carbonas.

potass'a (U.S. 1890). Potash, potassii hydroxidum (U.S. 1900). **p. caustica** (Br.), caustic potash, potassii hydroxidum (U.S.). **p. cum cal'ce**, potash with lime, Vienna caustic, a grayish white powder of equal parts of caustic potash and lime; employed as a caustic. **p. sulphura'ta** (Br.), sulphurated potash, sulphuret of potassium, liver of sulphur; obtained by melting together dried potassium carbonate, 10, and sulphur, 5; occurs in irregular masses of a liver color changing to brownish yellow; has been employed in whooping-cough, asthma, and tuberculosis in doses of gr. 3-8 (0.2-0.5), and externally in scabies, acne, and psoriasis.

potass'ic. Relating to or containing potassa.

potass'il. Genitive of potassium.

p. acet'as (U.S., Br.), potassium acetate, acetate of potash, $\text{KC}_2\text{H}_3\text{O}_2$, a white granular powder or crystalline mass soluble in water and alcohol; diuretic and diaphoretic in doses of gr. 10-30 (0.6-2.0).

p. bicarbo'nas (U.S., Br.), potassium bicarbonate, potassium hydrogen carbonate, KHCO_3 , occurs in colorless, translucent, prismatic crystals, soluble in water; employed as a diuretic and to decrease the acidity of the urine in doses of gr. 5-30 (0.3-2.0).

p. bisul'phas, potassium bisulphate, acid sulphate of potassium, KHSO_4 ; occurs in colorless, translucent crystals, of acid taste readily soluble in water; resembles potassium sulphate in its purgative action, but is more violent.

p. bitar'tras (U.S.), potassium bitartrate, acid tartrate of potash, cream of tartar, $\text{KHC}_4\text{H}_4\text{O}_6$, a white inodorous powder of acidulous taste; employed as a diuretic and to neutralize alkaline urine in doses of gr. 30-60 (2.0-4.0), and as a laxative in doses of 34-8 (16.0-32.0).

p. bro'midum (U.S., Br.), potassium bromide, KBr , occurs as a white, shining, crystalline powder, soluble in water; employed as a nerve sedative, reducing reflex activity, in epilepsy, chorea, and other spasmodic neuroses, and as a hypnotic, in doses of gr. 5-60 (0.3-4.0).

p. carbo'nas (U.S., Br.), potassium carbonate, salt of tartar, K_2CO_3 , a white crystalline or granular powder, deliquescent, soluble in equal parts of water; employed chiefly externally in the treatment of cutaneous diseases.

p. chlo'r'as (U.S., Br.), potassium chlorate, chlorate of potash, KClO_3 , occurring in colorless shining crystals, soluble in 16 parts of water; has been employed internally in doses of gr. 2-8 (0.13-0.5), and also as a mouth wash and gargle, in stomatitis and follicular pharyngitis.

p. chro'mas, potassium chromate, neutral or yellow chromate of potassium, K_2CrO_4 ; a yellow crystalline salt, soluble in 2 parts of water; employed as a reagent.

p. cit'ras (U.S., Br.) potassium citrate, $\text{K}_3\text{C}_6\text{H}_5\text{O}_7$, a white granular powder, deliquescent and soluble in water; employed as a diuretic and diaphoretic and to diminish the acidity of the urine, in doses of gr. 5-30 (0.3-2.0).

p. cit'ras efferves'cens (U.S.), potassium citrate 200, citric acid 162, sodium bicarbonate 477, tartaric acid 253; the salts are thoroughly mixed, and when moist passed through a sieve, and the granules then dried; dose 3i-3 (4.0-8.0).

p. cyan'idum (U.S.), potassium cyanide, KCN , a white granular powder having the odor, when moist, of hydrocyanic acid, deliquescent and soluble in water; employed to meet the same indications as diluted hydrocyanic acid, in doses of gr. $\frac{1}{4}$ - $\frac{1}{2}$ (0.005-0.008).

p. dichro'mas (U.S., Br.), potassium dichromate or bichromate, $\text{K}_2\text{Cr}_2\text{O}_7$, occurs as orange red, translucent crystals, soluble in 9 parts of water; employed externally as a caustic to syphilitic vegetations.

p. et so'dii tar'tras (U.S.), potassium and sodium tartrate, soda tartarata (Br.), Rochelle salt, $\text{KNaC}_4\text{H}_4\text{O}_6$; occurs as white or transparent, inodorous, prismatic crystals, of saline bitter taste, soluble in water; laxative in doses of 32-4 (8.0-16.0).

p. ferrocyan'idum (U.S.), potassium ferrocyanide, yellow prussiate of potash, $\text{K}_4\text{Fe}(\text{CN})_6 \cdot 3\text{H}_2\text{O}$, translucent, lemon-yellow, crystals, of a sweetish taste, soluble in water; employed in the preparation of various cyanides and in medicine as an antidote to copper sulphate.

p. hydrox'idum (U.S.), potassium hydroxide, potassa caustica (Br.), caustic potash, KOH , occurs in white crystalline masses, inodorous but of an acid, caustic taste; employed as a strong penetrating caustic.

p. hypophos'phis (U.S.), potassium hypophosphite, KH_2PO_2 , occurs in white crystalline masses or granular powder, inodorous but of saline bitter taste; employed like the other hypophosphites as a nerve and general tonic.

p. iod'idum (U.S., Br.), potassium iodide, KI , a colorless or whitish crystalline powder soluble in water; employed as an alternative, and in syphilis and chronic rheumatism, in doses of gr. 5-20 (0.3-1.3).

p. nit'ras (U.S., Br.), potassium nitrate, niter, saltpeter, KNO_3 , occurs in colorless, translucent, prismatic crystals, readily soluble in water; sometimes employed as a diuretic and diaphoretic in doses of gr. 5-20 (0.3-1.3), and the fumes are inhaled for the relief of the asthmatic paroxysm.

p. perman'ganas (U.S., Br.), potassium permanganate, KMnO_4 ; occurs in deep purple prismatic crystals, soluble in 15 parts of water; a strong oxidizing agent, employed in solution as an antiseptic and deodorizing application to foul ulcers, cancer, and ozena, used internally in dyspepsia and amenorrhea in doses of gr. 1-2 (0.06-0.13).

p. sozoio'd'olas, potassium sozoiodolate, a colorless crystalline powder soluble in 50 parts of water; employed externally as an antiseptic and bactericide in skin diseases, otitis, rhinitis, and gonorrhea.

p. succ'inas, potassium succinate, a deliquescent powder used as a hemostatic in doses of gr. 5-10 (0.3-0.6).

p. sul'phas (U.S., Br.), potassium sulphate, K_2SO_4 , occurs as colorless, translucent, prismatic or pyramidal crystals, or as a white powder, soluble in 9 parts of water; laxative in doses of gr. 30-60 (2.0-4.0).

p. tar'tras (Br.), potassium tartrate, soluble tartar, $\text{K}_2\text{C}_4\text{H}_4\text{O}_6$; occurs in colorless translucent crystals or white granular powder, soluble in less than its weight of water; diuretic, diminishing urinary acidity, in doses of gr. 30-60 (2.0-4.0).

potass'focu'ric. Relating to or containing both potassium and copper.

potass'iomercu'ric. Relating to or containing both potassium and mercury.

potas'sium [L.] Kalium, an alkaline metallic element, symbol K (*kali'um*), atomic weight 39.1, occurring abundantly in nature but always in combination. It is a soft silvery white or gray, lustrous substance. Its salts are largely used in medicine. For the salts of potassium see under *potassii*.

pot'a-to-cul'ture. A bacterial culture grown on a slice of potato.

po'tency [L. *potentia*, power.] 1. Power, force, strength. 2. In homeopathy, (a) the therapeutic efficacy of a drug as increased by succussion or trituration with alcohol or sugar of milk, respectively; (b) the degree of dilution or attenuation

of a drug by which its therapeutic efficacy is increased. There are two degrees or systems of potency, the decimal and the centesimal. In the decimal system one part of the crude drug is triturated with nine parts of sugar of milk to make the first decimal potency. To make the second decimal potency one part of the first potency is triturated with nine parts of sugar of milk; and so on. In the case of drugs of which tinctures can be made, one drop of the mother tincture is added to nine drops of alcohol (in larger amounts, but in the same proportion) and the mixture is strongly shaken (succussed) to make the first decimal dilution or potency; one drop of this succussed with nine drops of alcohol makes the second decimal dilution, and so on. The centesimal potencies are made in the same way, except that one grain or one drop is triturated or shaken with 99 grains or drops of the diluent to make the first centesimal potency; and one part of this again is mixed with 99 parts of the diluent to make the second centesimal potency. The centesimal potencies are indicated by numbers from 1 to 30 (usually, though not always, the highest potency used); the decimal potencies are indicated by the signs 1x, 2x, 30x, etc. **fluxion p.**, a dilution or potency made with a machine, water being used as a vehicle, and pushed to an extreme degree—as high, it is stated, as the 1000 or even 1000000 dilution. **high p.**, the homeopathic preparation of a drug above the 30th dilution.

potentia coeundi (po-ten'shyah ko-e-un'di) [L. the power of cohabiting, *coire*, to come together.] The ability to perform sexual intercourse.

potential (po-ten'shal) [L. *potentia*, power.] 1. Capable of doing or being, though not yet doing or being; possible, but not actual. 2. A state of tension in an electric source enabling it to do work under suitable conditions; in relation to electricity the potential is analogous to the temperature in relation to heat. **p. cautery**, see *cautery*.

potentialization (po-ten'shal-i-za'shun). The rendering potent; in homeopathy, the increase in potency of a drug through dilution or attenuation.

potentialize (po-ten'shal-iz). To render potent; specifically, in homeopathy, to increase the potency or therapeutic efficacy of a drug by dilution or attenuation; potentize.

potentiation (po-ten-shi-a'shun). Potentialization. **po'tentize**. In homeopathy, to render potent, potentialize, said of the dynamization of drugs by dilution or attenuation.

po'tio [L.] Potion. **p. Rive'ri**, Rivière's* potion.

po'tion. A draft or large dose of liquid medicine.

potomania [G. *potos*, a drinking-bout, + *mania*, frenzy.] Delirium tremens.

Pott's aneurysm [Percival Pott, English surgeon, 1713-1788.] Aneurysmal varix.* **P.'s caries**, P.'s disease. **P.'s curvature**, the kyphosis of P.'s disease. **P.'s disease**, tuberculous spondylitis, vertebral caries. **P.'s fracture**, fracture of the lower part of the fibula and of the malleolus of the tibia, with outward displacement of the foot. **P.'s gangrene**, senile gangrene. **P.'s paralysis** or **paraplegia**, paraplegia resulting from compression of the spinal cord in P.'s disease. **P.'s tumor**, a circumscribed swelling of the scalp indicating an underlying osteitis of the skull.

pouch (powch). Pocket, cul-de-sac. **Broca's p.**, pudendal sac. **Douglas's p.**, rectovaginal p., excavatio* rectouterina. **laryngeal p.**, sacculus laryngis. **paracystic p.**, the lateral portion of the

uterovesical p. **paracystic p.**, the lateral part of the rectouterine p. **rectovaginal p.**, excavatio rectouterina. **rectovesical p.**, excavatio rectovesical. **uterovesical p.**, excavatio vesicouterina. **Wills's p.**, the gastrohepatic omentum.

Pougues-les-Eaux, France (poog-la-zo'). Alkaline ferruginous-carbonated waters. Cold mineral springs. Used by drinking and bathing in affections of the digestive organs, the gouty diathesis, diabetes, certain forms of vesical catarrh, renal disorders, anemia, scrofula, and debility. Mar. 15 to September 30.

Poulet's disease (poo-la') [Alfred Poulet, French physician, 1848-1888.] Rheumatic osteomyelitis.

poultice (pôl'tis) [L. *puls* (*pull*), a thick pap.] Cataplasma. **alum p.**, cataplasma aluminis. **bread p.**, a p. made by steeping bread crumb in hot milk or water. **carrot p.**, cataplasma carote. **chama p.**, cataplasma carbonis. **chlorinated soda p.**, chlorine p., cataplasma sodæ chlorinatæ. **clay p.**, cataplasma kaolini. **flaxseed p.**, cataplasma lini. **linseed p.**, cataplasma lini. **lobelia p.**, cataplasma lobelia. **molas'ees p.**, cataplasma syriaci. **mustard p.**, cataplasma sinapis. **spice p.**, a poultice made by moistening a powder of ginger, allspice, cloves, nutmeg, and cinnamon (or use similar mixture) with hot vinegar or alcohol to make a paste; useful in nausea, meteorism, colic. **stramonium p.**, cataplasma stramonii. **yeast p.**, cataplasma fermenti.

pound [A.S. *pund*; L. *pondus*, weight.] A unit of weight, containing twelve ounces, apothecary weight, and sixteen ounces, avoirdupois.

Poupart's ligament [François Poupart, French anatomist, 1616-1708.] Ligamentum inguinale [BNA].

powder [Fr. *poudre*; L. *pulvis*.] 1. A dry mass of minute separate particles of any substance. 2. Pulvis, a drug in finely comminuted form. **Charta**; a single dose of a powdered drug, enclosed in an envelope of folded paper. [For the official powders, see *pulvis*.] **aromatic p.**, piceæ cinnamomi compositus. **bleaching p.**, cataplasma chlorinata. **composition p.**, pulvis myrris compositus (N.F.). **gray p.**, hydrargyrum creta. **Jesuits' p.**, powdered cinchona bark. **Selditz p.**, pulvis effervescens compositus.

Powder Springs, Georgia. Strong chalybeate waters, containing carbonic acid gas, and hydrogen sulphide. Four springs.

Pownall Spring, Maine. Neutral waters, 42°F. Used by drinking in dyspepsia, and urinary troubles. **pox** [variant of the pl. of *poek*.] 1. An eruptive disease; usually qualified by some term, as smallpox, cowpox, etc. 2. An eruption, first papular then pustular, occurring in chronic antimony poisoning. 3. Vulgarly, syphilis. **chicken-p.**, varicella. **cow-p.**, vaccina, vaccinia. **horse-p.**, equinia. **sheep p.**, ovinia. **small-p.**, variola. **swine-p.**, (1) a form of varicella with pronounced eruption; (2) a disease of swine of the same nature as cow-p. **white p.**, see *whitell*.

P.p. Abbreviation for *punctum primum* [L.] near point.

P.r. Abbreviation for *punctum remotum* [L.] far point.

Pr. Abbreviation for *presbyopia*.

prac'tice [L. *practica*, business.] The exercise of the profession of medicine.

prac'tise. To exercise the profession of medicine, to treat the sick.

practitioner (prak-tish'on-er). A person who practices medicine; a physician engaged in practice.
præ-. For words so beginning, not found here, see *præ-*.

præcor'dia, **præcor'dium** [L. *præ*, before, + *cor* (cord-), heart.] The epigastric region and anterior surface of the lower central portion of the thorax.

præcribrum (pre-krib'rum) [L. *præ*, before, + *cribrum*, sieve.] Præperforatum, substantia perforata anterior [BNA].

præcuneus [L. *præ*, before, + *cuneus*.] A division of the mesial surface of each cerebral hemisphere between the cuneus and the paracentral lobulus; it lies above the subparietal sulcus and is bounded anteriorly by the pars marginalis of the sulcus cinguli and posteriorly by the parieto-occipital fissure.

prægenicula'tum, **prægenic'ulum**. Pregeniculatum.

præperfora'tum. Anterior perforated space, præcribrum, substantia perforata anterior [BNA].

præputium (pre-pu'sh'um) [L. *præ*, before, + G. *posthion*, penis.] Prepuce, foreskin; the free fold of skin which covers more or less completely the glans penis. **p. clitor'idis**, the external fold of the labia minora, forming a cap over the clitoris.

prævermis. The upper surface of the vermis of the cerebellum.

prag'matagno'sia [G. *pragma*, thing, + *agnôsia*, ignorance.] Loss of the power of recognizing objects.

prag'matamne'sia [G. *pragma*, a thing, + *amnêsia*, forgetfulness.] Loss of the memory of the appearance of objects.

Prague maneuver (prahg-man-oo'vur) [*Prague*, the capital city of Bohemia, celebrated for its obstetric clinic.] A maneuver for engaging the head when it still lies out of the pelvis in breech presentations; the breech is brought down and traction is made on the head by means of the finger hooked over the nucha. **P. pelvis**, spondylo-lithetic pelvis.*

prairie-itch (pra'ri-ich). See *itch*.

Prana appara'tus (prah'nah). An apparatus designed for producing pencils of carbonic-oxygen snow.

pras'oid. Trade name of a preparation, said to be a mixture of globularin, 0.5, and globularetin, 0.7, in 60 per cent. alcohol, 20; employed in gout and rheumatism in doses of gr. 8-20 (0.5-1.3).

Pravaz sy'ringe (prâ-vahz') [Charles Gabriel *Pravaz*, French physician, 1791-1853.] Hypodermic syringe.

prayer-heads. Jequirity.

pre- [L. *præ*, before.] A prefix to words formed from Latin roots, denoting anterior or before, in space or time; ante-, pro-.

preagonal (pre-ag'on-al). Immediately preceding the death agony.

preagonic (pre-ag-on'ik). Preagonal. **p. staining**, vital staining.*

prealbumin'uric. Prior to the actual establishment of albuminuria.

preanal (pre-a'nal). In front of the anus.

preantisept'ic. Noting the period, especially in relation to surgery, before the adoption of the principles of antiseptics.

præor'tic. Anterior to the aorta, noting certain lymph glands so situated.

preaseptic (pre-â-sep'tik). Noting the period, especially the early antiseptic period in relation to surgery, before the principles of asepsis were known or adopted.

preataxic (pre-â-taks'ik). Noting the early stages of tabes dorsalis prior to the appearance of ataxia.

preauricular (pre-aw-rik'u-lar). In front of the auricle of the ear, noting lymphatic glands so situated. **p. point**, a point of the posterior root of the zygoma lying immediately in front of the upper end of the tragus.

præc'ial. Anterior to the axis of a limb or of the body.

prebacillary (pre-bas'il-a-ri). Noting the preparatory or predisposing stage of an infectious disease, such as tuberculosis, before the actual invasion by the specific microorganisms has taken place.

prebrachium (pre-bra'ki-um). Brachium quadrigeminum superius.

præcan'cerous. Noting an assumed period in the growth of a neoplasm, or a local morbid condition, preceding the appearance of malignant characteristics.

precapillary (pre'kap'il-a-ri). An arteriole or venule.

præcar'diac [L. *præ*, before, + G. *kardia*, heart.] Precordial.

præca'va. Superior or descending vena cava.

præcen'tral. In front of the center.

prechordal (pre-cor'dal). Anterior to the notochord.

precip'itant. 1. Anything causing precipitation of solids from a solution. 2. Hasty, headlong, precipitate.

precip'itate [L. *precipitare*, to cast headlong.] 1. To throw anything down from its solution or suspension in a liquid. 2. To separate out from a solution or suspension. 3. A deposit of a solid separated out from a solution or suspension; a flocculence or clumping resulting from the mixture of a specific antigen and its antibody. 4. Hasty, headlong, precipitant. **red p.**, red mercuric oxide, hydrargyri* oxidum rubrum. **sweet p.**, calomel. **white p.**, hydrargyrum ammoniatum. **yellow p.**, yellow oxide of mercury, hydrargyri* oxidum flavum.

precipita'tion. 1. The act of precipitating. 2. The process of formation of a deposit of solid matter held in solution or suspension in a liquid. 3. The phenomenon of clumping of proteins in serum produced by the addition of a specific precipitin. 4. Haste, headlong hurry, precipitancy.

precip'itin. A substance formed in the blood-serum of an animal as a result of repeated injections of an albuminous body; it possesses the property, when added to a solution of this albumin of causing its precipitation.

precip'itogen. Precipitable substance, the antigen of a precipitin, a substance which, on injection into the body, excites the formation of precipitins.

precipitogenoid (pre-sip-i-toj'en-oyd). A precipitogen which unites with precipitin, but in which the power of forming a precipitate when so doing has been destroyed by heating.

precip'itoid [G. *eidos*, resemblance.] A precipitin which has lost its labile precipitophore group; it has the power of binding precipitogen but not of forming a precipitate.

precip'itophore [*precipitin* + G. *phoros*, bearer.] Noting the atom group in a precipitin which causes precipitation; distinguished from the *haptophore* group.

precip'itum. Precipitate (3).

precli'val. In front of the clivus of the cerebellum.

precomm'issure. Commissura anterior.

preconvul'sive. Noting the stage in an epileptic paroxysm preceding the occurrence of convulsions.

precord'ia. Præcordia, the epigastrium and anterior surface of the lower part of the thorax.

precord'ial. Relating to the præcordia.

precordial'gia [L. *præcordia* + G. *algos*, pain.] Pain in the precordial region.

precord'ium. Præcordia.

precornu. The anterior cornu, cornu anterius, of the lateral ventricle.

precos'tal [L. *præ*, before, + *costa*, rib.] In front of the ribs.

precu'neal. Anterior to the cuneus.

precu'neate. Relating to the præcuneus.

precu'neus. Præcuneus.

precu'nial. Anterior to the cuneus.

prediastole (pre-di-as'to-le). The interval in the cardiac rhythm immediately preceding the diastole.

prediastol'ic. Relating to the interval preceding the cardiac diastole.

predicrot'ic. Noting an interruption in the sphygmographic tracing preceding the dicrotic notch.

prediges'tion. The artificial initiation of digestion of proteins (proteolysis) and starches (amylolysis) before they are eaten.

predispose' [L. *præ*, before, + *disponere*, to arrange.] To render susceptible. **predispos'ing cause**, anything affecting the body is such a way as to render it vulnerable to the action of the exciting cause.

predisposi'tion. A condition of special susceptibility to a disease.

predormitium (pre-dor-mish't-um) [L. *præ*, before, *dormitare*, to fall asleep.] The stage of semi-unconsciousness preceding actual slumber.

preepiglottic (pre-ep-i-glot'ik). Anterior to the epiglottis.

preeruptive (pre-e-rup'tiv). Noting the stage of an exanthematous disease preceding the eruption.

prefron'tal. Noting the anterior portion of the frontal lobe.

preganglionic (pre'gang-gli-on'ik). Anterior to or preceding a ganglion; noting especially the efferent visceral fibers of a spinal nerve terminating in a sympathetic ganglion.

pregem'inal. Relating to a pregeminum.

pregem'inum. Either of the anterior, or superior, quadrigeminal bodies, natis, colliculus* superior.

pregenicula'tum, pregenic'ulum. The external geniculate body.

preglob'ulin. A protein soluble in saline and dilute alkaline solutions, but not in water; it occurs in the protoplasm of certain cells.

preg'nancy [L. *præ*, before, + *gnatus*, birth.] Gestation, fetation, gravidity; the state of a female after conception until the birth of the child. The duration of pregnancy in woman is about forty weeks, ten lunar months, or nine calendar months. **abdom'inal p.**, the development of the ovum in the peritoneal cavity. **bigem'inal p.**, twin p. **cer'vical p.**, the lodgment and development of the impregnated ovum in one of the cornua of the uterus. **ectop'ic p.**, extrauterine p., the development of an impregnated ovum outside the cavity of the uterus. **extra-uterine p.**, ectopic p. **Fallo'pian p.**, tubal p. **false p.**, enlargement of the uterus with some of the signs of p., due to the growth of a tumor or false mole. **hydat'id p.**, the growth of an hydatid mole in the uterine cavity. **interst'ial p.**, development of the ovum in the uterine portion of the Fallopian tube. **intraperiton'eal p.**, abdominal p. **kidney of p.**, see under *kidney*. **mesomet'ric p.**, ectopic p. beginning as a tubal p.,

the sac being eventually formed by the mesometrium. **molar p.**, p. marked by the degeneration of the fetus into a mole. **multiple p.**, the state of bearing two or more fetuses simultaneously. **mural p.**, interstitial p. **ova'rian p.**, development of an impregnated ovum in a Graafian follicle. **ova'rio-abdom'inal p.**, a beginning ovarian p. which, consequent upon growth of the embryo, later becomes abdominal. **phantom p.**, false p. due to the formation of a phantom tumor in a hysterical subject. **plural p.**, multiple p. **sec'ondary abdom'inal p.**, a condition in which the embryo continues to grow in the abdominal cavity after its expulsion from the tube or other seat of its primary development. **sp'urious p.**, false p. **tubal p.**, development of an impregnated ovum in the oviduct. **tubo-abdom'inal p.**, development of the ovum primarily in the oviduct and later, through rupture of tube, in the abdominal cavity. **tubo-ova'rian p.**, development of the ovum at the fimbriated extremity of the oviduct. **tubo-uterine p.**, interstitial p. **twin p.**, bigeminal p., the simultaneous development of two impregnated ova. **uterine p.**, normal p. **u'tero-abdom'inal p.**, development of the ovum primarily in the uterus, and later, in consequence of the rupture of the uterus, in the abdominal cavity.

abnormal, paracyesia, diagnosis, cyesicogenesis, extra-uterine, ecycesia, ectopic gestation, metacyesia, entation; salpingocyesia, tubal gestation (ovula'ria); ovariocyesia, oariocyesia (ovary); abdominocyesia (abdomen); mural gestation (uterine portion of ovula'ria); false, pseudocyesia, multiple, superfetation, cycesia, hypercyesia, polycyesia, multifetation, normal, entation, science of, cyesiology, uterine, hypercyesia, uterogestation, woman in, gravida; primigravida, unigravida (first); secundigravida (second); tertigravida, tertigravida (third); quadrigravida (four); quintigravida (fifth); sextigravida (sixth); septigravida (seventh); multigravida (third or later); nulligravida (never pregnant). woman passed through (gravida birth), -para; unipara, primipara (one), bipara (two), tripara (three); quadripara, quartipara (four), quinquipara (five); sextipara (six); septipara (seven); nullipara (more than two); nullipara (none).

preg'nant. Gravid, big with child; noting a female bearing within her the product of conception.

prehemipleg'ic. Preceding the occurrence of hemiplegia.

prehen'sile [L. *prehendere*, to seize.] Adapted to taking hold of or grasping.

prehen'sion. Grasping, taking hold of.

prehyoid. In front of the hyoid bone, and certain accessory thyroid glands lying superior to the mylohyoid muscle.

prehypoph'ysis. The anterior lobe of the hypophysis cerebri.

preinsula (pre-in-su-lah). The anterior, large portion of the insula, separated from the posterior insula by the transinsular or central insular fissure.

prelac'rymal. In front of the lacrymal sac.

prelaryngeal. In front of the larynx, noting especially one or two small lymphatic glands in front of the lower part of the larynx.

prelimbic. Anterior to the limbus of the brain ovalis.

pre'lum [L. a press.] Anything making strong compression. **p. arteria'le, tourniquet p. abdomina'le**, the compression of the abdominal vessels caused by straining or bearing down.

premanig'nant. Precancerous.

premanic'al. Preceding a manicial outbreak.

premature (pre-mā-tūr). 1. Underdeveloped, immature. 2. Occurring before the appointed time.

premaxill'a. Os incisivum.

premaxill'ary. 1. Anterior to the maxilla. 2. Noting the premaxilla.

premeiotic phase (pre-mi-ot'ik fāz) [L. *pre*, before, + G. *meiōō*, I make smaller.] Prereluction phase; the stage of nuclear changes in the sexual cells prior to the reduction of the chromosomes, embracing the cell-generations up to that of the spermatogonia and oögonia.

premen'strual. Relating to the period preceding menstruation.

pre'mium [L. *præmium*, profit; *præ*, before, + *emere*, to buy.] The amount payable annually, semi-annually, or quarterly by the insured in order to keep a policy in force. **gross p.**, the sum of the net p. and the loading, constituting the actual premium paid by the insured. **level p.**, a p. which remains the same so long as the policy continues in force. **natural p.**, a p. representing the actual current cost of the policy, and therefore increasing in amount each year as the insured advances in age; insurance under this plan is called *step-rate* insurance and the policy is equivalent to a yearly *renewable term policy*. * **net p.**, the annual payment on a life insurance policy which, if invested at a predetermined rate of interest, will be necessary exactly to equal the amount of the policy at the expiration of the life expectancy of the insured; see *loading*.

premo'lar. 1. In front of a molar tooth. 2. A bicuspid tooth. 3. A molar tooth in the first dentition.

premon'itory [L. *præmonere*, to forewarn.] Forewarning, foreboding, giving an indication of what is to follow.

premycot'ic. Prebacillary.

prena'ris, pl. *prena'res*. One of the anterior nares, the anterior opening of a nasal fossa, nostril.

prena'tal [L. *præ*, before, + *natus*, birth.] Preceding birth, antenatal.

preoblonga'ta. The anterior area of the medulla oblongata, the pyramis.

preoper'culum. The frontal operculum lying between the two anterior limbs of the Sylvian fissure, pars triangularis.

preop'tic. In front of the optic lobes, or anterior quadrigeminal bodies.

preop'ticus. Pregeminum.

preo'ral [L. *præ*, before, + *os* (or-), mouth.] In front of the mouth.

prepal'atal. Relating to the anterior part of the palate, or in front of the palate bone.

prepal'lium (pre-pal'ti-um) [L. *præ*, before.] The cerebral cortex anterior to the sulcus centralis, or fissure of Rolando.

prepara'tion [L. *præparatio*; *præ*, before, + *parare*, to get ready.] 1. A getting ready. 2. Something made ready, as a medicinal or other mixture, or a histological specimen.

prepar'ative. Immune body.

prep'arator. Müller's term for amboceptor, or immune body.

prepatell'ar. In front of the patella.

prepo'duncle. The anterior cerebellar peduncle.

preperfora'tum. Anterior perforated space, substantia* perforata anterior.

prephthisis (pre-ti' (te)sis). The pretuberculous stage of phthisis.

preplacen'tal. Prior to the formation of a placenta.

prepontile (pre-pon'til). Anterior, or superior, to the pons Varolii.

prepo'tency [L. *præ*, before, + *potentia*, power.] The ability or power possessed by one parent

in greater degree than the other, of transmitting hereditary characteristics to the offspring.

prepo'tent. Possessing prepotency.

prepubescent (pre-pu-bes'ent). Prior to the period of puberty.

prepuce (pre'pūs). Præputium, foreskin, acrobystia, posthe.

absence, **aposthia**, **calculus**, **postolith**, **acrobystiolith**, **inflammation**, **acrobystitis**, **acroposthitis**, **posthitis**, **posthobalanitis**, **narrowing of orifice**, **phimosis**; see also *paraphimosis*, **pain**, **posthagia**, **plastic surgery**, **posthioplasty**, **removal**, **circumcision**, **peritomy**, **posthectomy**, **posthetomy**.

preputial (pre-pu'shyal). Relating to the prepuce.

prepylor'ic. Anterior to or preceding the pylorus, noting a temporary constriction of the wall of the stomach separating the fundus from the antrum during digestion—the prepyloricsphincter.

prepyram'idal. Anterior to the pyramids of the medulla oblongata; relating to the pyramid of the cerebellum.

prera'mus. The anterior portion or branch of the central white substance of the cerebellum as seen in sagittal section.

prerect'al. In front of the rectum.

prereduc'tion phase. Premeiotic* phase.

prere'nal [L. *præ*, before, + *ren*, kidney.] In front of either kidney.

prereproduc'tive. Noting the period of life before puberty.

presbyacusia, **presbyacusia** (prez-bi-ā-koo'si-ah) [G. *presbys*, old, + *akousis*, hearing.] Diminished acuteness of hearing occurring in old age.

pres'byope. A long-sighted, presbyopic person.

presbyophrenia (prez-bi-o-fre'ni-ah) [G. *presbys*, old, + *phrēn*, mind.] Wernicke's syndrome, one of the mental disorders of old age marked by loss of memory, disorientation, and confabulation, with, however, a relative integrity of judgment.

presbyopia (prez-bi-o'pi-ah) [G. *presbys*, old, + *ōps*, eye.] The physiological hyperopia of advancing age, said to begin when the near point has receded beyond 22 cm. (9 inches).

presbyop'ic. Relating to or suffering from presbyopia.

presbysphacelus (prez-bi-sfas'el-us) [G. *presbys*, old, + *sphakelos*, gangrene.] Senile gangrene.

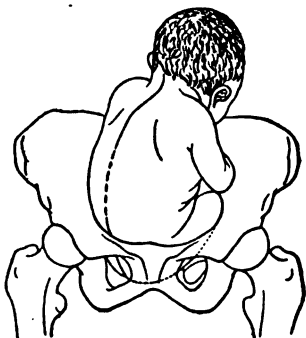
presbytia (prez-bish'ti-ah). Presbyopia.

presbytiatrics (prez-bi-ti-at'riks) [G. *presbytēs*, an old man, + *iatriā*, medical treatment.] Medical science in its relation to disease in the aged.

presbytism (prez'bi-tizm). Presbytia.

prescribe (pre-skrīb') [L. *præ*, before, + *scribere*, to write.] To give directions, either orally or in writing, for the preparation and administration of a remedy to be used in the treatment of any disease.

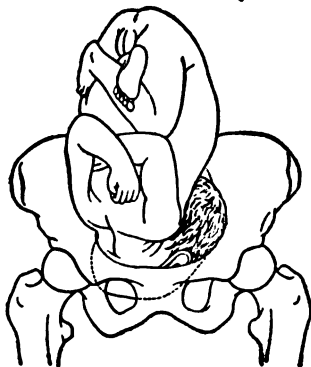
prescrip'tion. 1. A written formula for the preparation and administration of any remedy. 2. A medicinal preparation compounded according to the directions formulated in a prescription (1). In the classical description of a prescription it is said to consist of four parts: (1) the *supercription*, consisting of the word *recipe*, take, or its sign, \mathcal{R} ; (2) the *inscription*, or main part of the p., containing the names and amounts of the drugs ordered; (3) the *subscription*, or directions for mixing the ingredients and designation of the form (pill, powder, solution, etc.) in which the drug is to be made; this usually begins with the word, *mise*, mix, or its abbreviation *M*; and finally the *signature*, or directions to the patient regarding the dose and times of taking the remedy; this is preceded by the word *signa*,




BREECH PRESENTATION: right sacroanterior.



BREECH PRESENTATION: right sacroposterior.



FACE PRESENTATION: right mentoanterior.




FACE PRESENTATION: right mentoposterior.



TRANSVERSE (SHOULDER) PRESENTATION: right scapuloanterior.



TRANSVERSE (SHOULDER) PRESENTATION: right scapuloposterior.



VERTEX PRESENTATION: right occipitoanterior.



VERTEX PRESENTATION: right occipitoposterior.

designate, or its abbreviation *S. shotgun p.*, a prescription containing many ingredients.

presec're'tion [Lat. *præ*, before.] Hormone.

presenile (pre-se-nîl) [L. *præ*, before, + *senilis*, old.] Prematurely old; marked by the physical and mental characteristics of old age, though not old in years.

presen'il'ity. Premature old age.

presen't [L. *præsentare*.] To precede or appear first at the os uteri, said of the part of the fetus which is felt by the examining finger of the accoucheur.

presentation (pre-zen-ta'shun). The part of the body of the fetus which is in advance during birth. Any part may present, so that there may be an arm, hand, shoulder, foot, leg, etc., presentation, but a normal presentation is one of either pole—the vertex or the breech. **breech p.**, p. of any part of the pelvic extremity of the fetus—the nates, knees or feet; more properly only of the nates. **cephalic p.**, head p., the p. of any part of the fetal head—vertex, brow, face, parietal eminence, ear, or greater fontanelle. **footling p.**, foot p., the descent of the fetus feet first. **pelvic p.**, a p. of the breech or any part of one or both lower extremities. **polar p.**, the p. of either pole of the fetal oval—cephalic or breech p. **placental p.** placenta prævia. **transverse p.**, cross-birth, a p. in which some part of the trunk appears at the os uteri, the fetus lying crosswise in the uterus. **vertex p.**, the normal cephalic p.

resphe'noid bone. The anterior portion of the body of the sphenoid bone.

resphyg'mic [L. *præ*, before, + G. *sphygmōs*, pulse.] Preceding the pulse beat; noting a brief interval following the filling of the ventricles with blood before the contraction of their walls forces open the semilunar valves.

respi'nal. Anterior to the spine.

res'sor. Exciting to vasomotor activity, producing increased blood-pressure, noting afferent nerve-fibers which, when stimulated, excite the vasoconstrictor center. **p. base**, one of several products of intestinal putrefaction probably derived from leucine, tyrosine, and choline, which are found in normal urine, and which cause a rise of blood-pressure when injected into animals; the retention of these in the body is supposed to be a common cause of high blood-pressure. **p. substance**, p. base.

res'sure. A stress or force acting in any direction against resistance. **blood p.**, see under *blood*. **osmotic p.**, see under *osmotic*. **p. palsy**, paralysis due to pressure on a nerve-trunk or on the spinal cord. **p. point**, see *point*. **pulse p.**, see under *pulse*.

Re'ste, France. Sulphur waters, 88° F. to 112° F. Four springs. Used by drinking and bathing in chronic catarrh of the urinary organs, uric acid gravel, nephritis, nephralgia, respiratory affections, and rheumatism. The entire year.

res'ter'num [L. *præ*, before, + *sternum*.] Manubrium sterni.

Res'ton's salt. Ammonium carbonate.

resup'p'urative. Noting an early stage in an inflammation prior to the formation of pus.

resyl'vian. Noting the anterior horizontal ramus of the Sylvian fissure, or fissura cerebri lateralis.

resystole (pre-sis'to-le). The interval in the cardiac rhythm preceding the systole.

resystolic. Relating to the beginning of the systole of the heart or to the interval immediately preceding it.

pretar'sal. Noting the anterior, or inferior, portion of the tarsus.

prethy'roid, **prethyroid'eal**, **prethyroid'eal**. In front of the thyroid gland or the thyroid cartilage.

pretib'ial. Relating to the anterior portion of the leg, noting especially certain muscles.

pretuber'culous. Noting a state in which tuberculosis seems to threaten, but in which as yet no tuberculous lesions are present.

pretymp'an'ic. Anterior to the drum of the ear.

preurethritis (pre-u-re-thri'(thre')tis). Inflammation of the mucous membrane of the vestibule of the vagina.

preven'tive [*præ*, before, + *venire*, to come.] 1. Warding off disease, prophylactic. 2. A prophylactic, or anything which arrests the threatened onset of disease. **p. med'icine**, the science of the prevention of disease, prophylaxis.

prever'mis. 1. The central lobule of the cerebellum. 2. The superior surface of the vermis of the cerebellum.

prever'tebral. In front of the body of a vertebra, or of the vertebral column.

prevertiginous (pre-vur-tig'in-us) [L. *præ*, before, forward, + *vertigo*.] Noting a condition of vertigo or dizziness in which the subject tends to fall forward.

preves'ical [L. *præ*, before, + *vesica*, bladder.] Anterior to the bladder.

Prévost's law (pra-vo') [Jean Louis Prévost, Swiss physician, *1838.] Vulpian-Prévost law; in case of a unilateral cerebral lesion, the head is turned to the side of the lesion; see Landouzy*-Grasset law.

pre'zone [L. *præ*, before.] Prozone.

prezy'mogen. Prozymogen.

pri'apism [*Priapos*, the god of procreation.] Persistent erection of the penis, especially when due to disease and not provoked by sexual desire.

priapitis (pri-ä-pi'(pe')tis). Inflammation of the penis.

pri'apus [see *priapism*.] The penis.

prick'le-cell. See under *cell*. **p.-c. lay'er**, the outer layer of the stratum mucosum of the epidermis.

prick'ly heat. Miliaria rubra.

pride-weed. Erigeron.

Priessnitz ban'dage (prees'nits) [Vincent Priessnitz, a German peasant and "native healer," 1799-1852.] A cold wet compress.

Priestley's mass [Joseph Priestly, English Unitarian clergyman and naturalist, 1733-1804.] 1. A greenish slimy growth of algae and infusoria on stones and moist earth. 2. Occasionally also the greenish tartar seen on the backs of the lower incisor teeth.

primæ viæ (pri'me vi'e) [L. *primus*, first, + *via*, a way; the first passages.] The digestive tract; see *secunda viæ*.

pri'mary [L. *primus*, first.] 1. First, principal. 2. The first manifestation of syphilis, or the chancre.

primate (pri'mât). An individual of the order *Primates*.

Primates (pri-ma'têz) [L. *primas* (primat-), chief.] The highest order of mammals, including man, monkeys, and lemurs embraced in the two suborders: *Anthropoidea* and *Lemuroidea*, or *Prosimia*.

pri'merite [L. *primus*, first, + G. *meris*, part.] The anterior portion of an attached cephalont, separated by an ectoplasmic septum from the posterior part, or deutomerite.

primigravida (pri-mî-grav'i-dah) [L. *primus*, first, + *gravidâ*, pregnant.] A woman who is pregnant for the first time.

prí'mine [L. *primus*, first.] In botany, the outer coat of an ovule when two are present.

primipara (pri-mip'ah-rah) [L. *primus*, first, + *parere*, to bring forth.] A woman in her first childbirth.

primipar'ity. The condition of being a primipara.

primip'arous. Noting a primipara.

prí'mite. Primerite.

prim'itive [L. *primítivus*; *primus*, first.] Primary, early in the course of development, rudimentary. **p. streak**, a keel-like thickening of the ectoderm at the smaller end of the oval germinal layer in the young embryo, called also **p. groove**, **p. trace**, **germinal streak**.

primor'dial [L. *primordium*, origin; *primus*, first, + *ordiri*, to begin.] Primitive.

primor'dium [L. beginning.] Anlage, proton, a collection of cells in the impregnated ovum indicating the first trace of an organ or other structure.

prim'ula. The rhizome and roots of a number of species of *Primula*, primrose or cowslip; radix arthritica, radix paralysans; employed as a diuretic, nervine, and anthelmintic in doses of gr. 3-5 (0.2-0.3). The flowers are also used in hysteria in doses of gr. 5-10 (0.3-0.6).

prim'iceps [L. chief.] A term used to distinguish several arteries. **p. cerví'cis**, chief of the neck, ramus descendens of the occipital artery, supplying the complexus muscle. **p. hal'lucis**, chief of the great toe, the plantar digital artery, arising from the termination of the dorsalis pedis in the sole of the foot and supplying the adjacent sides of the first and second toes. **p. pol'lícis**, chief of the thumb, see under *arteria*.

principle (prin'st-pl) [L. *principium*; *princeps*, chief.] 1. A continuously acting power or force. 2. The essential ingredient in a drug or chemical compound. **active p.**, a constituent of a drug, usually an alkaloid or glucoside, upon the presence of which the characteristic therapeutic action of the substance largely depends. **organ'ic p.**, proximate p. **prox'imate p.**, in chemistry an organic compound which may exist already formed as a part of some other more complex substance; various sugars, starches, and albumins belong to this class of substances. **ul'timate p.**, one of the chemical elements.

prí'nos. Black alder, fever-bush, the bark of *Ilex verticillata*, a tree of eastern North America; employed as a bitter tonic and antiperiodic in doses of gr. 20-30 (1.3-2.0).

print'ers' pal'sy. Chronic antimonial poisoning marked by a papulopustular eruption, pain in the pubic region, and neuritis with paresis.

prism [G. *prisma*.] A solid whose sides are parallelograms and whose transverse section is a triangle or other plane figure; a triangular p. (one whose cross section is a triangle) deflects the ray of light toward the base of the triangle and splits it up into its primary colors; it is used in spectacles to correct high degrees of imbalance of the extrinsic ocular muscles. **enam'el p.**, prisma adamantinum, one of the calcified hexagonal microscopic prisms, radiating from the surface of the dentine, forming the substance of the enamel of a tooth. **Nicol p.**, see *Nicol*. **p. diop'ter**, the unit of measurement of the deviation of light in passing through a prism, being a deflection of one centimeter at a distance of one meter.

prís'ma, pl. **prís'mata** [G. something sawn.] Prism. **p. adamantínum**, pl. **prís'mata adamantí'na**, enamel prism.*

prismatic. Relating to or resembling a prism.

prís'moid [G. *prisma*, prism, + *eidos*, resemblance.] Resembling a prism, prismatic.

prismoptom'eter [G. *prisma*, prism, + *opta*, see + *metron*, measure.] An instrument for testing the strength of the extrinsic eye muscles by means of a prism.

prís'mosphere. A combined spherical lens and prism.

prí'vates [L. *privatus*; *privare*, to separate.] The external genitals.

p. r. n. Abbreviation of L. *pro re nata*, according to the condition arising, according to circumstances; a direction sometimes occurring at the signature of a prescription.*

pro- [L. and G. *pro*, before.] A prefix denoting before or forward.

proagglutinoid (pro-ag-glu'tin-oyd). A molar agglutinin which has a stronger affinity for agglutinin than has agglutinin.

pro'al [G. *pro*, before.] Relating to a former movement.

proam'nion. The primitive amnion, that part of the amnion at the cephalic extremity which first has no mesoderm.

proatlas (pro-at'las) [L. *pro*, before, + *atlas*, vertebral element intercalated between the atlas and occipital bone in *Crocodylia*, traces of which are sometimes seen as an anomaly on the surface of the occipital bone in man.

pro'bang. A slender flexible rod, tipped with a globular piece of sponge or some other material, used chiefly for making applications or removing obstructions in the larynx or esophagus. **horse p.**, **horsehair p.**, a form of p., the extremity which, made of horse hair, is pushed past a foreign body in the esophagus and then is expanded and withdrawn, bringing the foreign body with it.

probe [L. *probare*, to test.] A slender rod of steel or other flexible metal, with blunt bulbous tip, used for exploring sinuses, fistulas, or other cavities, or wounds. **Anel's p.**, **Nélaton's p.**, see the proper names. **electric p.**, **Lichtenberg's p.**, **meer'schaum p.**, a bullet probe with meer'schaum tip, which coming in contact with a leaden bullet will receive a mark. **verbalized p.**, a p. made up of a series of short bits of metal hinged together, which readily accommodate itself to all the sinuosities of a fistula or other tract. **telephon'ic p.**, Girdner's* p.

probi'lin. Trade name for a preparation containing salicylic acid, oleate of sodium, stearate of sodium, phenolphthalein, and menthol camphor said to have cholagogue properties.

pro'carp [G. *pro*, before, + *karpos*, flower.] In botany, the female sexual organ in *Ascomycetes*, consisting of the trichogyne and the oogonium.

procatar'ctic [G. *prokatarktikos*, immediate.] Not the exciting cause of a disease.

procatar'xis [G. a beginning beforehand.] 1. Exciting cause. 2. The beginning of a disease under the influence of the exciting cause. 3. A predisposition already existing.

proce'lous, **proce's'lous** [G. *pro*, before, + *kele*, hollow.] Concave anteriorly.

procephal'ic [G. *pro*, before, + *kephale*, head.] Relating to the anterior part of the head.

proce'rus [L. long, stretched out.] Pyramidal muscle; see *musculus procerus*.

process (pros'es) [L. *processus*; *procedere*, to advance.] 1. A method or mode of action employed in the attainment of a certain result. 2. A stage or progress, as of a disease, a pathological process. 3. A projection or outgrowth; see *processus*.

sar. acromion p., the broad external free extremity of the spine of the scapula, acromion.* **ap'ical p.**, the process extending from the apex of a pyramidal cell of the cerebral cortex toward the surface. **artic'ular p.**, one of the small flat projections on the upper and lower surfaces of the arches of the vertebræ, on either side, at the point where the pedicles and laminae join, forming the vertebral joint surfaces, zygapophysis [BNA]. **au'ditory p.**, the roughened edge of the tympanic plate giving attachment to the cartilaginous portion of the auditory meatus. **axis-cyl'inder p.**, axon, neuraxon. **bas'il'ar p.**, pars basilaris [BNA], the portion of the occipital bone in front of the foramen magnum. **belem'-noid p.**, processus styloidea. **cla'vate p.**, clava. **cl'i'noid p.**, one of three pairs of bony projections from the sphenoid bone: the *anterior* is the recurved posterior angle of the lesser wing; the *middle* is a little spur of bone toward the outer extremity on either side of the tuberculum sellæ, or olivary eminence; the *posterior* is a spur of bone at each superior angle of the dorsum sellæ. **co'noid p.**, the tuberosity of the clavicle. **dendrit'ic p.**, dendrite. **dental p.**, processus alveolaris. **en'si-form' p.**, ensiform or xiphoid cartilage of the sternum. **funic'ular p.**, the tunica vaginalis surrounding the spermatic cord. **ham'ular p.**, (1) hamulus pterygoideus [BNA], a hook-shaped process terminating the internal pterygoid plate; (2) a flat slightly curved process on the palmar surface of the unciform bone, unciform process; (3) a hook-shaped process of the lacrymal bone terminating the posterior lacrymal crest. **long p.**, (1) processus gracilis mallei, processus anterior mallei [BNA]; (2) crus longum [BNA]. **malar p.**, processus zygomaticus. **mastoid p.**, the nipple-like projection of the mastoid portion of the temporal bone. **nasal p.**, processus frontalis [BNA]. **odon'toid p.**, dens [BNA], the tooth-like process projecting from the body of the epistropheus, or axis, around which the atlas rotates. **olec'ranon p.**, olecranon. **ol'ivary p.**, a slight oval projection behind the optic groove of the sphenoid bone. **protoplas'mic p.**, dendrite. **short p.**, (1) processus* lateralis mallei; (2) crus breve incudis. **spinous p.**, (1) spina angularis [BNA], a process extending backward from the ala magna or large wing of the sphenoid bone; (2) a process extending backward from the center of the arch of a vertebra, forming with those of the other vertebræ, the spine or ridge of the back; (3) iliac spine; (4) eminentia* intercondyloidea of the tibia. **ver'miform p.**, (1) appendix vermiformis, processus* vermiformis; (2) vermis of the cerebellum.

processoma'nia. A mania for litigation.

proces'sus, pl. *processus* [L. a projection.] A process.

p. accesso'rius, accessory process or tubercle, a small apophysis at the back part of the base of the transverse process of each of the lumbar vertebræ.

p. ala'ris, alar process; a bony process projecting from the crista galli of the ethmoid bone on either side.

p. alveola'ris, alveolar process; the projecting ridge on the under surface of the body of the maxilla containing the tooth-sockets; the term is sometimes applied also to the upper border of the body of the mandible, containing the tooth-sockets of the lower jaw.

p. ang'ulus exter'nus, external angular process, processus zygomaticus [BNA], of the frontal bone, articulating on either side with the malar bone and forming the upper outer margin of the orbit.

p. ang'ulus inter'nus, the internal angular process

of the frontal bone, articulating on either side with the lacrymal bone, forming the upper inner margin of the orbit.

p. ante'rior mal'lei [BNA], anterior process of the malleus, p. gracilis, Folian process, a slender spur running forward from the neck of the malleus toward the Glaserian fissure.

p. articula'ris [BNA], an articular process of a vertebra, zygapophysis.

p. bre'vis mal'lei, short process of the malleus, p. lateralis [BNA].

p. cilla'ris, one of the radiating pigmented ridges, usually seventy in number, on the inner surface of the ciliary body, increasing in thickness as they advance from the orbiculus to the external border of the iris; these, together with the folds (plicæ) in the furrows between them, constitute the corona ciliaris.

p. cochleari'form'is, cochleariform process; (1) a bony angular process above the anterior end of the vestibular window, forming a pulley over which the tendon of the tensor tympani muscle plays; (2) septum tubæ, a bony septum dividing the canalis musculotubarius into two parts.

p. condyloid'eus, condyloid process or condyle.

p. coracoid'eus, coracoid process, a long curved projection from the head of the scapula overhanging the glenoid cavity; it gives attachment to the short head of the biceps, the coracobrachialis, and the pectoralis minor muscles, and the conoid and coracoacromial ligaments.

p. coronoid'eus, a bracket-like projection from the anterior portion of the upper extremity of the ulna; its anterior surface gives attachment to the brachialis anticus, its upper surface enters into the formation of the greater sigmoid cavity.

p. costa'rius, costal process, an apophysis extending laterally from the transverse process of a lumbar vertebra; it is the homologue of the rib.

p. ensi'form'is, the ensiform process or xiphoid process [BNA] of the sternum.

p. ethmoida'lis, ethmoidal process of the inferior turbinated bone, situated behind the lacrymal process and articulating with the uncinatè process of the ethmoid.

p. falcifor'mis, falciform process [BNA], falciform ligament, a continuation of the inner border of the great sacrosciatic ligament upward and forward on the inner aspect of the ramus of the ischium.

p. Ferre'al, pyramid of Ferrein, medullary ray, pars radiata [BNA] of a cortical lobule of the kidney; a pyramidal prolongation of medullary substance into the cortex of the kidney.

p. fronta'lis [BNA], frontal process, nasal process; the upward extension from the body of the maxilla, which forms part of the side of the nose and of the margin of the orbit.

p. frontosphenoida'lis [BNA], frontosphenoidal process, frontal process of the malar bone, the ascending process of the malar bone articulating with the external angular process of the frontal.

p. gra'cilis mal'lei, slender process of the malleus, p. anterior mallei [BNA].

p. intrajugula'ris, intrajugular process, a small pointed process of bone extending from the middle of the jugular notch in both the occipital and the temporal bones, the two being joined by a ligament and dividing the jugular foramen into two portions.

p. jugula'ris, jugular process, a short process jutting out from the posterior part of the condyle of the occipital bone, its anterior border forming the posterior boundary of the jugular foramen.

p. lacrima'lis, lacrymal process of the inferior turbinated bone; a projection from the anterior edge of this bone which articulates with the lower border of the lacrymal bone and the edge of the nasal groove of the superior maxilla, forming a portion of the wall of the nasal duct.

p. latera'lis mal'lei [BNA], lateral process of the malleus, p. brevis, a short projection from the base of the manubrium of the malleus, attached firmly to the drum membrane.

p. lenticula'ris, a knob at the tip of the long limb of the incus which articulates with the stapes.

p. mamilla'ris, mammillary process, mammary

tubercle, a small apophysis or tubercle on the upper surface of the transverse process of each of the lumbar vertebrae and usually of the twelfth thoracic vertebra.

p. mastoid'eus, mastoid process, the nipple-like projection of the mastoid portion of the temporal bone.

p. maxilla'ris, maxillary process of the inferior turbinate bone; a thin plate of irregular form projecting from the middle of the upper border, articulating with the superior maxillary bone and partly closing the orifice of the antrum of Highmore.

p. menta'lis, protuberantia mentalis.

p. orbicula'ris, **p. lenticularis**.

p. orbita'lis, (1) orbital process of the malar bone, a curved elevated crest from the mesial aspect of this bone, continuous with its orbital margin; (2) orbital process of the palate bone; the anterior and larger of the two processes at the upper extremity of the vertical plate of this bone, articulating with the maxilla, ethmoid, and sphenoid bones.

p. palati'us, palatine or palatal process, the horizontal plate of the maxilla, forming with its fellow the anterior portion of the roof of the mouth.

p. pterygoide'us, pterygoid process, (1) a long process extending downward from the junction of the body and great wing of the sphenoid bone on either side; it is formed of two plates (*lamina lateralis* and *lamina medialis*), united anteriorly but separated below to form the pterygoid notch (*fissura pterygoidea*); the pterygoid fossa is formed by the divergence of these two plates posteriorly; (2) **p. pyramidalis** [BNA].

p. pterygospino'us, pterygospinous process, Civinini's process, a sharp projection from the posterior edge of the external pterygoid plate of the sphenoid bone.

p. pyramida'lis [BNA], pyramidal process, tuberosity or pterygoid process of the palate bone; the portion of that bone passing outward and backward from the angle formed by the vertical and horizontal plates.

p. Ra'vil, Rau's process, **p. gracilis** of the malleus.

p. sphenoida'lis, sphenoidal process of the palate bone; the posterior and smaller of the two processes at the extremity of the vertical plate of this bone.

p. spino'us, spinous process.*

p. styloide'us, styloid process, (1) a slender pointed projection running downward and slightly forward from the base of the inferior surface of the petrous portion of the temporal bone where it joins the tympanic portion; it gives attachment to the styloglossus, stylohyoid, and stylopharyngeus muscles and the stylohyoid and stylomandibular ligaments; (2) styloid process of the radius, a thick pointed projection on the outer side of the lower extremity of the radius; (3) a cylindrical pointed projection from the inner and posterior aspect of the head of the ulna, to the tip of which is attached the external lateral ligament of the wrist; (4) a pointed projection from the back of the base (carpal end) of the third metacarpal bone on the outer (radial) side; it sometimes exists as a separate ossicle; (5) apex capituli fibulae [BNA], a blunt-pointed upward projection from the head of the fibula.

p. tempora'lis [BNA], (1) temporal process, zygomatic process, of the malar bone, articulating with the zygomatic process of the temporal bone to form the zygomatic arch; (2) an extension of gray matter from the lenticular nucleus to the tail of the caudate nucleus.

p. trochlea'ris, trochlear process, peroneal spine; a projection from the outer side of the os calcis giving attachment to fibers of the external annular ligament.

p. uncinatus [BNA], uncinate process, unciform process; (1) a sickle-shaped process of bone on the inner wall of the ethmoidal labyrinth below the middle turbinate bone; it articulates with the ethmoidal process of the inferior turbinate bone and partly closes the orifice of the maxillary sinus; (2) lesser pancreas, pancreas of Winslow; a portion of the head of the pancreas sometimes found detached from the main part of the gland.

p. vagina'lis, vagina processus styloidei.

p. vagina'lis peritone'i [BNA], canal of Nuck; a small peritoneal diverticulum accompanying the round ligament of the uterus through the abdominal wall.

p. vermiformis [BNA], appendix vermiformis, appendix, vermiform process, a worm-like tubular

outgrowth, usually between 3 and 4 inches in length, from the inner and back part of the cecum; it contains large masses of lymphoid tissue in the submucosa.

p. xiphoid'eus [BNA], xiphoid process, end-process or cartilage at the lower end of the sternum.

p. zygoma'ticus, zygomatic process: (1) a large bony process arising from the squamous portion of the temporal bone, passing forward and outward, articulating with the temporal process of the malar bone; (2) external angular process of the frontal bone articulating with the frontal process of the malar bone; (3) malar process of the maxilla, articulating with the malar process of the maxilla, articulating with the zygomatic process of the temporal.

prochondral (pro-kon'dral). Noting a developmental stage prior to the formation of cartilage. **prochordal** (pro-kor'dal). Anterior to the notochord, prechordal.

prochoresis (pro-ko-re'sis) [G. *prochōresis*; *prochōr*, I advance.] The discharge of partly digested food through the pylorus into the intestine.

Prochowick's diet (pro-khov'nik) [Ludwig Prochowick, German obstetrician, *1851.] A recommended diet for a pregnant woman with narrow pelvis with the object of obtaining a small child. **P. meth'od**, artificial respiration by compression of the chest and suspension of the child with the head hanging backward and resting lightly on a table, for resuscitation of an asphyxiated newborn infant.

prochromatin (pro-kro'mā-tin). Parachromatin, the substance of the nucleolus of a cell.

procentidia (pros-t-den'shi-ah) [L. *procedere*, to fall forward.] A sinking down or prolapse of any organ or part, as of the uterus.

proce'lia [G. *pro*, before, + *kōilia*, a hollow;] lateral ventricle of the brain; the hollow of the prosencephalon.

proce'lous. Procelous.

procreate (pro'kre-āt) [L. *procreare*; *pro*, before, + *creare*, to create.] To beget, to produce by sexual act, said usually of the male parent.

procreation (pro-kre-a'shun). The act of procreating or begetting.

procreative (pro'kre-a-tiv). Having the power to beget or procreate.

proctag'ra [G. *prōktos*, anus + *agra*, a seizure] Pain in the anus.

proctal'gia [G. *prōktos*, anus, + *algos*, pain] Pain at the anus, or in the rectum.

proctatre'sia [G. *prōktos*, anus, + *at-* priv. + *trōs*, a boring.] Imperforation of the anus.

proctecta'sia [G. *prōktos*, anus, + *ektasis*, extension.] Dilatation of the anus or rectum.

proctec'tomy [G. *prōktos*, anus, + *ektomē*, excision] Excision of the rectum.

proctenclel'sis, **proctencl'sia** [G. *prōktos*, anus, + *enkleisis*, enclosure.] Stricture of the anus or rectum.

procteur'yter (pro-ku-rin'tur) [G. *prōktos*, anus, + *eurynō*, I dilate.] A dilatable bag for dilating the rectum.

proctitis (prok-ti'(te')tis) [G. *prōktos*, anus, + *itis*, inflammation] Inflammation of the mucous membrane of the rectum. **epidem'ic gangrenous p.**, a generally fatal disease affecting chiefly children in the tropics, characterized by gangrenous ulceration of the rectum and anus, accompanied by frequent watery stools and tenesmus.

procto- [G. *prōktos*, anus] A combining form signifying anus, or more frequently rectum.

proctocela (prok'to-sēl) [G. *prōktos*, anus, + *kēlē*, tumor.] Prolapse of the rectum, forming a tumor at the anus.

proctoc'lysis, **proctocly'sia** [G. *prōktos*, anus, + *clysis*, to wash.]

klysis, a washing out.] Irrigation of the rectum and sigmoid colon by large amounts of saline solution.

proctococcyper (prok-to-kok'si-peks-i) [G. *prōktos* anus, + *kokkyx*, coccyx, + *pēxis*, fixation.] Suture of a prolapsing rectum to the tissues anterior to the coccyx.

proctocolitis (prok-to-ko-li'(le')tis) [G. *prōktos*, anus, + *kōlon*, colon, + *-itis*.] Inflammation of the rectum and a certain extent of the colon.

proctocystoplasty [G. *prōktos*, anus, + *kystis*, bladder, + *plassō*, I form.] Surgical closure of a rectovesical fistula.

proctocystotomy [G. *prōktos*, anus, + *kystis*, bladder, + *tomē*, incision.] Incision into the bladder from the rectum.

proctodeum, **proctodeum** [G. *prōktos*, anus, + *hōdaios*, relating to a way.] The terminal portion of the rectum and anus, formed in the embryo by an invagination of the ectoderm.

proctodynia [G. *prōktos*, anus, + *odynē*, pain.] Proctalgia.

proctolytrophlasty (prok-to-el't-tro-plas-ti) [G. *prōktos*, anus, + *elytron*, sheath, vagina, + *plassō*, I form.] Surgical repair of a rectovaginal fistula.

proctological (prok-to-loj't-kal.) Relating to proctology.

proctologist. A specialist in the diseases of the anus and rectum.

proctology [G. *prōktos*, anus, + *-logia*.] The branch of surgical science which deals with the anus and rectum and their diseases.

proctoparalysis [G. *prōktos*, anus, + *paralysis*.] Paralysis of the anus, leading to incontinence of feces.

proctopexy [G. *prōktos*, anus, + *pēxis*, fixation.] Surgical fixation of a prolapsing rectum.

proctophobia [G. *prōktos*, anus, + *phobos*, fear.] A peculiar fear or apprehension, not uncommon in patients with rectal diseases.

proctoplasty [G. *prōktos*, anus, + *plassō*, I form.] Reporative or plastic surgery of the anus or of the rectum.

proctoplegia [G. *prōktos*, anus, + *plēgē*, stroke.] Paralysis of the anus and rectum occurring with paraplegia.

proctopolypus [G. *prōktos*, anus.] Polypus of the rectum.

proctoptoma [G. *prōktos*, anus, + *piōma*, a fall.] Proctoptosia.

proctoptosis, **proctoptosis** (prok-top-to'si-ah, prok-top-to'sis) [G. *prōktos*, anus, + *ptōsis*, a falling.] Prolapse of the rectum and anus.

proctorrhaphy (prok-tor'ā-fi) [G. *prōktos*, anus, + *rhaphē*, suture.] Repair by suture of a lacerated rectum or anus.

proctorrhæa, **proctorrhæa** [G. *prōktos*, anus, + *rhōia*, a flow.] A mucoserous discharge from the rectum.

proctoscope [G. *prōktos* anus, + *skopēō*, I view.] A rectal speculum.

proctoscopy. Examination of the rectum and anus.

proctosigmoidectomy [G. *prōktos*, anus, + *stigma*, the Greek S, + *eidōs*, resemblance, + *ektomē*, excision.] Excision of the rectum and sigmoid colon.

proctospasm [G. *prōktos*, anus, + *spasmos*, spasm.] 1. Spasmodic stricture of the anus. 2. Spasmodic contraction of the rectum.

proctostenosis [G. *prōktos*, anus, + *stenōsis*, a narrowing.] Stricture of the rectum or anus.

proctostomy [G. *prōktos*, anus, + *stoma*, mouth.] The formation of an artificial opening into the rectum.

proctotome [G. *prōktos*, anus, + *tomos*, cutting.] An instrument for use in proctotomy.

proctotomy [G. *prōktos*, anus, + *tomē*, incision.] An incision, for the relief of a stricture or for any other purpose, into the rectum.

proctotoreusia (prok-to-tō-ru'si-ah) [G. *prōktos*, anus, + *toreuō*, I bore through.] Proctotresia.

proctotresia (prok-to-tre'si-ah) [G. *prōktos*, anus, + *trēsīs*, a boring.] Operation for the relief of an imperforate anus.

procumbent [L. *procumbere*, to fall forward.] In botany, noting a stem which trails on the ground, but puts forth no roots.

procur'sive [L. *pro*, forward, + *currere*, to run.] Running forward. **p. epilepsay**, a form of epilepsy in which the paroxysm takes the form of an aimless running.

procurvation [L. *pro*, forward, + *curvare*, to bend.] A bending forward.

prodigiosin. A blood-red pigment formed by *Bacillus prodigiosus*.

prodigious toxin (pro-dij-i-o'sus toks'in). See *Coley's* fluid*.

prodromal. Relating to prodromes or to the initial stage of a disease.

prodromata. An incorrect term for prodromes, as if the plural of the assumed Greek *prodroma*.

prodrome [G. *prodromos*, running before, pre-mature.] An early or premonitory symptom of a disease.

prodrom'ic. Prodromal.

prodromous. Prodromal.

prodromus, pl. *prodromi*. Prodrome.

productive [L. *productus*; *producere*, to lead forth.] Producing or capable of producing, noting especially an inflammation leading to the production of new tissue with or without an exudate.

proembryo (pro-em'brī-o) [G. *pro*, before, + *embryon*, embryo.] In botany, the fertilized and growing ovum prior to the differentiation of the embryo.

proencephalus [G. *pro*, forward, + *enkephalos*, brain.] A monster with a large part of the brain protruding through a defect in the frontal region.

proenzyme (pro-en'zim). Zymogen.

proerythroblast (pro-er'ythro-blast). Erythrogonium, hematoblast.

proestrus, **proestrus** (pro-es'trum) [G. *pro*, before, + *oistros*, a mad desire.] The period immediately preceding heat in animals.

proferment (pro-fur'ment) [G. *pro*, before, + ferment.] Zymogen, a substance which, when activated by the appropriate kinase, becomes a ferment.

proffer'in [L. *ferrum*, iron.] Iron nucleoprotein, a reddish brown powder, employed in anemia in doses of gr. 5 (0.3).

profession (pro-fesh'un) [L. *professus*; *profiteri*, to declare publicly.] 1. A vocation or calling, the following of which demands special knowledge in some branch of science; specifically, in medicine, the medical profession. 2. The general body of medical practitioners.

professional. Relating to or befitting any profession, specifically, in medicine, the medical profession; ethical.

Profeta's law (pro-fa'tah) [Giuseppe Profeta, Italian dermatologist, contemporary.] The subject of inherited syphilis is immune against the acquired disease.

Profichet's disease (prō-fe-sha') [Georges Charles Profichet, French physician, *1873.] The presence of calcareous nodules in the subcutaneous tissues about the joints, with ulceration.

profun'da. Feminine of *L. profundus*, deep; a term applied to several arteries the course of which lies deep in the tissues; see under *arteria*.

profun'dus [*L.*] Deep, profound.

progas'ter [*G. pro*, before, + *gastēr*, belly.] Archenteron.

progastrin (pro-gas'trin). Unactivated gastrin.

progeria (pro-jer'i-ah) [*G. pro*, before, + *gēras*, old age.] A condition characterized by a mixture of infantilism and premature senility; the subject presenting the mental and physical characters of old age, with persistence of the milk teeth, absence of the hairy growth normal at puberty, and persistence of the thymus.

progloss'is [*G. pro*, before, + *glōssa*, tongue.] The anterior portion, or tip, of the tongue.

proglott'id. Proglottis.

proglott'is, pl. *proglott'ides* [*G. pro*, before, + *glōssa*, tongue.] One of the segments of a tapeworm, containing the reproductive organs.

prognath'ic [*G. pro*, in front of, + *gnathos*, jaw.] Having a projecting jaw; having a gnathic index above 103.

prognathism. The condition of being prognathic.

prognathous. Prognathic.

prognose (prog-nōz'). To foretell the course of a disease, to give a prognosis, prognosticate.

prognō'sis [*G. prognōsis*; *pro*, before, + *gignōskō*, I know.] The foretelling of the probable course of a disease; a forecast of the outcome of a disease.

prognos'tic. 1. Relating to prognosis. 2. A symptom upon which a prognosis is based.

prognos'ticate. Prognose.

prognostician (prog-nos-tish'un). One skilled in prognosis.

pro'gress [*L. progressus*; *progređi*, to go forward.] Advance; course of a disease.

progress'. To advance, to go forward; said of a disease, especially, when unqualified, of one advancing toward a favorable termination.

progression (pro-gresh'on). 1. Advance. 2. The act of walking.

progress'ive [*L. progređi*, to advance.] Going forward, advancing; noting the course of a disease, especially, when unqualified, an unfavorable course, as *progressive paralysis*,* *progressive atrophy*.* **p. processes**, those which continue even after they no longer serve the needs of the organism.

prolotia (pro-I-o'shyah) [*G. prōti*, early.] Precocious sexual development.

projec'tion [*L. projectio*; *projicere*, to throw before.] 1. A pushing out. 2. A prominence. 3. The referring of a sensation to the object producing it. 4. The referring to another of a repressed complex in the individual, as when one reproaches in others faults to the commission of which he himself has a constant inclination. **erro'neous p.**, a miscalculation as to the exact position of an object, owing to a misjudgment of the effort required to focus it resulting from weakness of the eye muscles. **p. sys'tem**, the system of white nerve-fibers connecting the spinal centers with certain tracts in the cerebral cortex.

prola'bium [*L. pro*, before, + *labium*, lip.] The vermilion border, or red margin, of the lip.

pro'lamine. A gliadin, a protein insoluble in water or absolute alcohol, but soluble in dilute alcohol.

prolapse (pro-laps') [*L. prolapsus*; *prolabi*, to fall forward.] 1. To fall or sink down, said of an organ or other part. 2. A falling down of an organ or other part, especially its appearance at a natural or artificial orifice; procidentia, ptosis.

prolep'tic [*G. prolēptikos*, anticipating.] Anticipating, noting a periodical disease, the return; paroxysms of which come after progressively shorter intervals; subintrant.

proleucemia (pro-lu-se'mi-ah). Leucanemia.

proleucocyte (pro-lu'ko-sit) [*G. pro*, before, + *leucocyte*]. Leucoblast, the parent cell of a leucocyte.

prolif'erate [*L. proles*, offspring, + *ferre*, to bear.] To grow by reproduction of similar forms.

prolifera'tion. Exuberant growth by reproduction of similar cells.

prolif'erative, prolif'erous. Reproductive, bearing similar forms.

prolif'ic [*L. proles*, offspring, + *facere*, to make.] Fruitful, bearing many children.

proligerous (pro-lij'er-us) [*L. proles*, offspring, + *gerere*, to bear.] Germinating, producing offspring. **p. disc**, discus proligerus, cumulus oophorus [*BN*].

promegaloblast (pro-meg'al-o-blast). A cell intermediate between a lymphoidocyte and a megablast.

prominentia (prom-I-nen'shi-ah) [*L.*] A prominence or projection. **p. larynge'a**, the projection on the anterior portion of the neck formed by the thyroid cartilage of the larynx; laryngeal prominence, Adam's apple, pomum Adami. **p. malleolar'is**, malleolar prominence, a small prominence at the upper end of the stria malleolar produced by the lateral process of the malleus. **p. spiralis**, a projecting portion of the ligamentum spirale cochleæ, bounding the lower edge of the stria vascularis and containing within it a blood-vessel, the vas prominens.

promontor'ium [*L.* a headland.] [*BN*] 1. Promontory of the sacrum, sacrovertebral angle. 2. A rounded eminence on the inner wall of the tympanum, caused by the first coil of the cochlea.

prom'ontory [*L. promontorium*]. An eminence or projection. **double p.**, a deformity of the sacrum in which the second segment is bent backward, its body forming an external angle with that of the first segment; this second p. is called **false p.**, see **double p.** **p. of the sacrum**, promontorium (1). **p. of the tympanum**, promontorium (2).

promy'elocyte [*G. pro*, before, + *myelos*, marrow, + *kytos*, cell.] Granular leucoblast, a large nucleus clear cell seen in the blood in cases of myeloid leukemia; it resembles a cell of lymphatic origin but is really of myeloid descent.

pro'rate [*L. pronare*, to bend forward.] To rotate the forearm in such a way that the palm of the hand looks backward when the arm is in the anatomical position, or downward when the arm is extended at a right angle with the body.

prona'tion. The act of pronating; the condition of being pronated.

prona'tor. See under *musculus*.

prone [*L. pronus*, bent downward.] Noting the hand when pronated; noting the body when lying face downward.

proneph'ron, proneph'ros [*G. pro*, before, + *nephros*, kidney.] The primitive kidney; an embryonic structure consisting of a number of intertubules emptying into the duct of Müller.

pronograde (pro'no-grād) [*L. pronus*, inclined forward, + *gradi*, to walk.] Walking or resting with the body horizontal, noting the posture of quadrupeds; opposed to *orthograde*.

pronom'eter. An instrument for indicating the degree of pronation or supination of the lower arm.

pronu'cleus. One of two nuclei undergoing fusion in caryogamy. In embryology the nucleus

the spermatozoon, *male p.*, or of the ovum, *female p.*, after impregnation of the ovum.

proestrum. Proestrum.

proof-spirit. Dilute alcohol of a specific gravity of 0.930, containing 49.5 per cent. by weight (57.27 per cent. by volume) of absolute alcohol. Originally in England it was the weakest alcohol which would ignite gunpowder moistened with it.

prootic (pro-o'tik) [G. *pro*, before, + *ous*(*ōt*), ear.] In front of the ear.

proagate [L. *propagare*, to continue.] To reproduce, to generate.

propagation (prop-ā-ga'shun). Reproduction, generation.

propagative. Relating to or concerned in propagation, noting the sexual part of an animal or plant as distinguished from the soma.

propal'inal [G. *pro*, before, + *palin*, backward.] Back and forth; noting a forward and backward movement.

prop'ane. One of the marsh-gas series of hydrocarbons, C_3H_8 .

prop-cells. See *cell*.

prop'ene. Propylene.

prop'eryl. Glyceryl.

prop'ysin. Pepsinogen.

propep'tone. Secondary proteose, deuteroalbumose, one of the intermediate products in the conversion of native protein into peptone.

propeptonu'ria [G. *ouron*, urine.] The excretion of propeptone in the urine.

periton'e'al. In front of the peritoneum.

prophase (pro'fāz) [G. *prophasis*, from *prophainō*, I foreshadow.] The preliminary stage in mitosis, including all the phenomena prior to the division of the chromosomes.

prophyl'ac. Preventing disease, relating to prophylaxis.

prophylax'is [G. *pro*, before, + *phylassō*, I guard.] The prevention of disease.

propion [G. *pro*, before, + *piōn*, fat.] Diethylketone.

propion'ic acid. Methyl acetic acid, ethylcarbonic acid, $C_3H_7O_2$, a clear colorless liquid with an odor recalling that of butyric and of acetic acid, found in sweat.

proplex'us. The choroid plexus in the lateral ventricle of the brain.

prop'onal. Dipropylmalonylurea, a white crystalline powder of slightly bitter taste, very slightly soluble in water; employed as an analgesic and hypnotic in doses of gr. 2-8 (0.13-0.5).

prop'ons. Ala* pontis, ponticulis.

prop'osote. Trade name of creosote phenylpropionate, an oily straw-colored fluid employed in pulmonary affections in doses of mgro-20 (0.6-1.3).

proprioceptive (pro'pri-o-sep'tiv) [L. *proprius*, one's own, + *capere*, to take.] Capable of receiving stimuli originating within the organism.

proprioceptor (pro'pri-o-sep'tor). One of the peripheral end-organs of the afferent nerves in the deeper structures, such as the muscles, tendons, joints, etc.

proptom'eter [G. *pro*, forward, + *ptōsis*, a falling, + *metron*, measure.] An instrument for measuring the degree of exophthalmos.

proptosis (prop-to'sis) [G. *pro*, forward, + *ptōsis*, falling.] A forward displacement of any organ; especially, exophthalmos or protrusion of the eyeball.

propul'sion [G. *propulsus*; *propellere*, to drive forth.] The tendency to fall forward that causes the festination in paralysis agitans.

propyl'amine. A liquid of ammoniacal odor, isomeric with trimethylamine, obtained by heating propyl nitrate with alcohol and ammonia. It has been recommended as an antispasmodic in chorea in doses of gr. 30-60 (2.0-4.0), and in rheumatism and pneumonia.

prop'ylene. A gaseous hydrocarbon, C_3H_6 .

pro re nata (pro-ra-nah'tah) [L.] As the occasion arises; employed sometimes in the signature of a prescription, abbreviated usually to *p.r.n.*

pro'rad [L. *prorsum*, forward, + *ad*, to.] In a forward direction, cephalad.

pro'ral. Toward the front, anterior.

prosc'ol'ex [G. *pro*, before, + *skōlēx*, a worm.] The embryonic form of a tapeworm or other cestode.

prosecretin (pro-se-kre'tin). Unactivated secretin.

prosect' [L. *pro*, before, + *secare*, to cut.] To dissect a cadaver or any part, that it may serve for a demonstration of anatomy before a class.

prosec'tor. One who prosecutes, or prepares the material for a demonstration of anatomy before a class.

prosecto'rium. A dissecting room; a place in which anatomical preparations are made for demonstration or for preservation in a museum.

prosenceph'al'on [G. *pros*, before, + *enkephalos*, brain.] The anterior primitive cerebral vesicle, the forebrain, dividing secondarily into telencephalon and diencephalon.

prosoc'ele, prosoc'ele (pros'o-sēl) [G. *prosd*, forward, + *kōilia*, hollow.] The cavity of the prosencephalon.

prosenchyma (pros-en'ki-mah) [G. *pros*, toward, + *enchyma*, something poured in.] The fibrous framework or skeleton of a plant, consisting of non-functioning, elongated, pointed cells of woody structure.

Prosim'iae [L. *pro*, before, + *simia*, ape.] A suborder of *Primates*, the same as *Lemuroidea*.

prosodem'ic [G. *prosd*, forward, + *dēmos*, people.] Noting a disease which becomes epidemic by means of individual contagion, and not by general infection as through the milk or water supply.

prosogas'ter [G. *prosd*, forward, + *gastēr*, belly.] The foregut.

proso'p'agus [G. *prosdōpon*, face, + *pagos*; *pēgnymi*, I fasten together.] A twin monster in which the parasite, in the form of a tumor-like mass, is attached to the orbit or cheek of the autosite.

prosopal'gia [G. *prosdōpon*, face, + *algos*, pain.] Tic douloureux.

prosopal'gic. Relating to or suffering from tic douloureux or facial neuralgia.

prosopan'tritis (pros-o-pan-tri'(tre')tis) [G. *prosdōpon*, face, + *antron*, cavity, + *-itis*.] Inflammation of one or both frontal sinuses.

prosopecta'sia [G. *prosdōpon*, face, + *ektasis*, extension.] Enlargement of the face, as in acromegaly.

prosoplasia (pros-o-pla'st-ah) [G. *prosd*, forward, + *plasis*, a moulding.] 1. Progressive transformation, such as the change of cells of the salivary ducts into secreting cells. 2. Differentiation exceeding the physiological limits for the kind of cell in question.

prosopodiplegia (pros'o-pod'y-ple'ji-ah) [G. *prosdōpon*, face, + *pous*(*pod*-), foot, + *plēgē*, stroke.] Paralysis affecting the face and one lower extremity.

prosoponeural'gia. Prosopalgia.

prosoposch'isis (pros-o-pos'ki-sis) [G. *prosdōpon*, face, + *schisis*, fissure.] Harleip or other more extensive fissure of the face.

pros'opospasm [G. *prosdōpon*, face, + *spasmos*, spasm.] Facial spasm.

proso-posternodymus (pros'o-po-stur'no-did'i-mus) [G. *prosōpon*, face, + L. *sternum* + G. *didymos*, twin.] Prosopothoracopagus.

proso-pothoracop'agus [G. *prosōpon*, face, + *thorax* + *pagos*, fastened together.] A twin monster attached by the face and chest; cephalothoracopagus.

proso-poto'cia [G. *prosōpon*, face, + *tokos*, birth.] A face presentation in childbirth.

prostat'en. An extract made from the prostate gland of a bullock; suggested for use in prostatic hypertrophy.

prostata (pros'tah-tah) [L. from G. *prostatēs*, one standing before.] The prostate, a chestnut-shaped body, partly muscular and partly glandular, which surrounds the beginning of the urethra in the male; it consists of two lateral lobes, which are practically fused, and an anterior portion, isthmus or middle lobe. It secretes a milky fluid which is discharged into the urethra at the time of the emission of semen, mixing with this secretion.

prostat'al'gia [*prostata* + G. *algos*, pain.] Prostatic neuralgia, pain in the prostate gland, prostatodynia.

prostat'auxe (pros-tā-tawk'se) [*prostata* + G. *auxē*, increase.] Prostatic enlargement or swelling, prostatomegaly.

prostat'e. Prostate.

prostat'ec'tomy [*prostata* + G. *ektomē*, excision.] Removal of a part or all of the prostate.

prostat'ec'cosis (pros'tah-thel-ko'sis) [*prostata* + G. *helkōsis*, ulceration.] Suppuration in the prostate gland.

prostat'ic. Relating to the prostate gland.

prostat'icoves'ical. Relating to the prostate gland and the bladder.

prostat'ism. The general condition induced by hypertrophy or chronic disease of the prostate gland.

prostatit'ic. Relating to prostatitis.

prostatitis (pros-ta-ti'(te')tis) [*prostata* + G. *-itis*.] Inflammation of the prostate gland.

prostatocystitis (pros'tā-to-sis-ti'(te')tis) [*prostata* + G. *kystis*, bladder, + *-itis*.] Inflammation of the prostate and the bladder; cystitis by extension of inflammation from the prostatic urethra.

prostatocystot'omy [*prostata* + G. *kystis*, bladder, + *tomē*, incision.] Incision through the prostate and bladder wall with drainage through the perineum.

prostat'omeg'aly [*prostata* + G. *mega*(*mega*-), large.] Prostatic enlargement or hypertrophy, prostatauxe.

prostatodyn'ia [*prostata* + G. *odynē*, pain.] Prostatotalgia.

prostat'omy. Prostatotomy.

prostat'omyom'ec'tomy [*prostata* + *myoma* + G. *ektomē*, excision.] Surgical removal of an hypertrophied, or myomatous prostate.

prostat'orrh'e'a, prostat'orrh'o's'a [*prostata* + G. *rhoia*, a flow.] An abnormal discharge of prostatic fluid.

prostatotox'in. A cytotoxin obtained by the injection of emulsion of the prostate gland.

prostatot'omy [*prostata* + G. *tomē*, incision.] Incision through the middle lobe of the prostate, in order to bring the level of the prostatic urethra to that of the bladder, in cases of hypertrophy of this gland.

prostatovesiculitis (pros'tā-to-ves-ik'u-li'(le')tis) [*prostata* + L. *vesicula*, vesicle, + G. *-itis*.] Inflammation of the prostate gland and seminal vesicles.

prosth'eon. Prosthion, alveolar prot. *

prosthes'is [G. an addition.] Prothesis, the setting of a lost leg, eye, or other part by an artificial one.

prosthet'ic. Relating to prosthesis or to an artificial limb or other part.

prosthet'ics. The act of making and adjusting artificial parts.

prost'hion [G. *prosthios*, foremost] The first point. *

prostitution [L. *prostituere*, to expose publicly] The yielding of one's body to promiscuous sexual use for pay.

prostokvash'a [Rus.] Spontaneously curdled curdled milk largely consumed in Russia.

prostrat'ion [*prostratus*; *prostrare*, to stretch out] A marked loss of strength, exhaustion.

pro'tagon [G. *prōtos*, first, + *agōn*, leading] A crystalline fatty substance containing phosphorus, found chiefly in the white matter of brain.

pro'tal [G. *prōtos*, first.] Existing from the beginning, dating from prenatal life.

pro'talbumose. One of the intermediate products of protein digestion, derived from hemalbumin; it is soluble in water and not coagulable by heat, but precipitated by ammonium sulphate, ceric sulphate, and sodium chloride.

pro'tamine (pro'tam-ēn) [G. *prōtos*, first, + *amēn*] A simple protein of basic properties forming salts with mineral acids; it is not coagulable by heat, is soluble in water, and precipitates aqueous solutions of other proteins; it is one of a group of less complex forms of protein found in fish-eggs; they differ in the different fishes and have received names derived from the name of the fish from whose spermatozoa they have been obtained—salmin, sturin, scombrin, etc.

pro'tan. Tannin nucleoprotein, a combination of albumin and tannin, a light brown tasteless powder insoluble in water, employed as an astringent in diarrhea in doses of gr. 10-30 (0.5-3.0).

pro'tan'dry [G. *prōtos*, first, + *andr*(*andros*) male] The condition in which the male elements of a hermaphrodite flower mature before the female, opposed to protogyny.

pro'tanopia (pro-tan-o'pi-ah) [G. *prōtos*, first, + *anopia*.] Red-blindness, red being the first of the primary colors; see *deuteranopia* and *tritanopia*.

pro'targol [*protein* + L. *argentum*, silver, + *oleum*, oil.] A trade name for silver proteid, silver protein, or silver methylealbumose; a yellow powder, soluble in water, and containing about 10 per cent. of metallic silver; employed in certain conditions in doses of 1 to 3 grains (0.06-0.19) as an injection in gonorrhea in solutions of 1-50 to 1-100, and in eye affections in solutions of 1-50 to 1-20.

pro'tean (pro'te-an) [G. *Prōteus*, a god having the power to change his form.] 1. Changeable in form, having the power to change form like the ameba; ameboid. 2. An insoluble primary derivative of protein formed by the action of diastases or enzymes on soluble protein.

pro'tease (pro'te-ās) [*protein* + *-ase*] A proteolytic or proteolytic enzyme, causing a hydrolytic cleavage of the protein molecule.

pro'tect'in. 1. A substance, developing in human serum on standing *in vivo*, the action of which is to protect red blood-corpuscles against the action of a hemolytic serum; it resembles complement but is more absorbable by non-sensitized cells. 2. Trade name of a protective made of pepsin coated with rubber plaster.

protective [L. *prolegere*, to cover over, to defend.]

1. Prophylactic, preventing infection, conferring immunity. 2. A thin oil-silk tissue used in surgical dressings.

proteid (pro'te-id) [G. *prôtos*, first.] Protein.

protein (pro'te-in) [G. *prôtos*, first.] One of a group of substances constituting the greater part of animal and vegetable tissues; they are formed chiefly by plants. They are of very complex constitution, all containing carbon, hydrogen, nitrogen, and oxygen, and some containing in addition iron, phosphorus, or sulphur; chemically they are regarded as peptides (polypeptides) or combinations of aminoacids and their derivatives. They are colorless, odorless, in general tasteless, and of varying degrees of solubility; they are putrefiable and readily undergo chemical change, hydrolysis, under the influence of ferments and on boiling with dilute acids or alkalis. **alcohol-soluble p.**, gliadin, a simple protein, found in grain, soluble in 70 to 80 per cent. alcohol and in dilute acids and alkalis, but not in absolute alcohol or neutral solvents. **coagulated p.**, an insoluble product formed by the action of heat on p.; hard-boiled white of egg is an example. **compound p.**, conjugated p. **conjugated p.**, a substance which contains the protein molecule united to some other molecule or molecules otherwise than as a salt; the group contains the nucleoproteins, glycoproteins, phosphoproteins, lecithoproteins, and chromoproteins or hemoglobins. **defensive p.**, an antibody, alexin, phylaxin. **derived p.**, a derivative of the protein molecule effected by hydrolysis; in the **primary protein derivatives** (metaproteins, acid and alkali proteins or albumins) there has been only a slight change in the protein molecule; the **secondary protein derivatives** (proteoses, peptones) are the products of more extensive cleavage of the protein molecule through hydrolysis. **floating p.**, one present in the body fluids but not entering into the formation of the tissues. **immune p.**, antitoxin. **protective p.**, defensive p. **pyocyanic p.**, a remedy used in certain forms of suppuration, obtained by treating cultures of *Bacillus pyocyaneus* with potassa. **simple p.**, one which yields only α -amidoacids or their derivatives by hydrolysis; the group contains albumins, globulins, glutelins, alcohol-soluble proteins, albuminoids, histones, and protamines.

protein-fat (pro'te-in-fat). Soap-albumin.

proteinochromogen (pro'te-in-o-kro'mo-jen) [*protein* + G. *chrôma*, color, + *gennaô*, I produce.] Tryptophan.

proteinum pyocyaneum (pro-te-e'num pi-o-si-an'e-um). Pyocyanic protein.*

proteinuria (pro'te-in-u'ri-ah) [*protein* + G. *ouron*, urine.] The excretion of any protein in the urine, albuminuria.

proteol. Trade name for a powder made by the action of formic aldehyde on casein, employed as an antiseptic dressing.

proteolysis [*protein* + G. *lysis*, loosening.] Protein hydrolysis, the digestion or decomposition of protein.

proteolytic. Relating to or effecting proteolysis.

Proteomyxa [G. *Prôtêus*, a sea-god of the Greeks, who could assume numerous shapes, + *myxa*, mucus.] A subclass of *Rhizopoda* having soft pseudopodia which adhere on contact, the individual cells sometimes uniting to form plasmodia; some of the species are parasitic.

proteose (pro'te-ôz). A secondary protein deriva-

tive resulting from further cleavage of the meta-protein molecule, one of the intermediate products of proteolysis between protein and peptone. **primary p.**, the first result of hydrolysis of meta-protein; it occurs in two forms, **protoproteose** and **heteroproteose**. **secondary p.**, derived from primary p. by further hydrolysis; it is soluble in water.

Proteosoma [G. *Prôtêus*, a sea-god who could change his form at will, + *sôma*, body.] A genus of protozoans comprising the malarial parasites of birds. The term is sometimes used interchangeably with *Plasmodium*.

proteosuria [*proteose* + G. *ouron*, urine.] Albumosuria, the excretion of proteose in the urine.

proteinuria (pro-te-u'ri-ah). Proteinuria.

Proteus (pro'te-us) [G. *Prôtêus*, a sea-god who had the power to change his form.] 1. A genus of protozoans, same as *Amœba*. 2. A specific name of several of the putrefactive bacilli.

prothesis [G. a putting before.] Prosthesis.

prothetic. Prosthetic.

prothrombase. Prothrombin.

prothrombin [G. *pro*, before.] A nucleoprotein derived from the blood-platelets or white corpuscles, which in conjunction with the calcium salts in the blood forms thrombin or fibrin ferment; thrombogen.

prothyl (pro'thil) [G. *prôtos*, first, + *hylê*, matter, stuff.] The primitive substance from which it is supposed by some that all matter has been evolved.

prothymia [G. *pro*, before, + *thymos*, mind.] Mental alertness.

protiodide (pro'ti'o-did, or did). The first of a series of compounds of iodine with a base, the one which contains the fewest iodine atoms.

Protista [G. *prôtista*, the first of all.] Haeckel's term for a proposed third kingdom of living things to include the lowest orders of the animal and vegetable kingdoms, the *Protozoa* and the *Protophyta*.

proto- [G. *prôtos*, first.] A prefix in words derived from Greek roots, denoting the first in a series or the highest in rank.

protoalbumose (pro-to-al'bu-môz). Protalbumose.

protoblast [G. *prôtos*, first, + *blastos*, germ.] A naked cell, one without a condensed ectoplasm; an embryonic cell.

protoblastic. Relating to a protoblast; holoblastic.

protobrochal (pro-to-bro'kal) [G. *prôtos*, first, + *brochos*, mesh.] Noting the first stage in the development of the ova in which the cortex of the ovary is formed of a layer of epithelial cells with nuclei elongated at right angles to the surface, the oögonia.

protochloride (pro-to-klo'rid, or rid). The first of a series of chlorine compounds, the one containing the fewest chlorine atoms.

protocol [G. *prôtokollon*, from *prôtos*, first, + *kollaô*, I paste; a label or sheet pasted on the outside of a roll of manuscript, serving as a title-page or indication of the contents.] 1. The official minutes or report of a meeting. 2. The description of the steps of an experiment. 3. A clinical report.

protocurarine (pro-to-ku-rah'rên). An alkaloid, said to be extracted from curare, exhibiting the poisoning qualities of the drug in very active form.

protoelastose (pro-to-e-las'tôz). Hemielastin.

protoerythrocyte (pro-to-er'i-thro-sit) [G. *prôtos*, first, + *erythrocyte*.] A primitive erythroblast with trachychromatic nucleus.

protogala (pro-tog'á-lah) [G. *prôtos*, first, + *gala*, milk.] Colostrum.

protogas'ter [G. *prôtos*, first, + *gastër*, belly.] Prosgaster, foregut.

protogen. A yellow powder obtained by the action of formaldehyde upon egg albumin; recommended as a concentrated food product.

protoglob'ulose. A product of the hydrolysis or digestion of a globulin.

protogon'ocyte [G. *prôtos*, first, + E. *gonocyte*.] The stem-cell, one of the two cells formed by division of the impregnated ovum.

protogon'oplasm [G. *prôtos*, first, + *gonos*, seed, + *plasma*, a thing formed.] A differentiated mass of cytoplasm in a protozoon, which forms the substance of later developing gemmules.

protogyny (pro-toj'i-ni) [G. *prôtos*, first, + *gynê*, woman.] Maturity of the female elements in an hermaphrodite flower before the male elements.

protolodide (pro-to-i'o-did, or did). Protiodide.

protolucocyte (pro-to-lu'ko-sit) [G. *prôtos*, first, + *leukos*, white, + *kytos*, cell.] A primitive leucocyte; a lymphocyte of the bone-marrow.

protomerite (pro-tom'er-it) [G. *prôtos*, first, + *meros*, part.] The anterior portion of a cephalont by which it is attached to its host.

protometrocyte (pro-to-me'tro-sit) [G. *prôtos* first, + *mêtër*, mother, + *kytos*, cell.] The mother cell of the protolucocyte and protoerythrocyte, or of the cells of the leucocyte and hemoglobin series.

protomyosinose (pro-to-mi'o-sin-ôz). An albumose formed in the digestion of muscular tissue.

pro'ton [G. *prôtos*, first.] The first trace of the formation of any part or organ in the embryo; anlage, primordium.

protoneph'ron, protoneph'ros [G. *prôtos*, first, + *nephros*, kidney.] The primitive embryonic kidney, Wolffian body.

protonuclein (pro-to-nu'kle-in). Trade name of a nuclein preparation derived from lymphoid tissue.

protopath'ic [G. *prôtos*, first, + *pathos*, suffering.] Noting a set or system of peripheral sensory nerve-fibers furnishing a low degree of sensibility, enabling one to appreciate pain and temperature to a not very delicate extent, and not definitely localized; distinguished from *epicritic*.*

Protophy'ta [G. *prôtos*, first, + *phyton*, plant.] A group of the lowest orders of the vegetable kingdom, including the bacteria.

protophyte (pro'to-fit). One of the *Protophyta*.

prot'opine [G. *prôtos*, first, + *opion*, opium.] An alkaloid obtained in minute quantities from the mother liquor of morphine, $C_{20}H_{17}NO_5$, a white crystalline powder.

pro'toplasm [G. *prôtos*, first, + *plasma*, thing formed.] Living matter, the substance of which animal and vegetable tissues are formed. Undifferentiated protoplasm is a clear, viscid, colloidal fluid, of a specific gravity of about 1.250, resembling the white of egg, composed of carbon, nitrogen, oxygen, and hydrogen, and a number of other elements, in complex and unstable combination. It is subject to change, or differentiation, of the most varied sorts, forming epithelium, bone, muscle, nervous structures, glands, etc. It contains always 12 and sometimes more elements; the 12 essential elements are: calcium, carbon, chlorine, hydrogen, iron, magnesium, nitrogen, oxygen, phosphorus, potassium, sodium, and sulphur. Other names for protoplasm are sarcode, bioplasm, biogen, cytoplasm, superior p., ergastoplasma.

protoplasmat'ic, protoplas'mic. Relating to protoplasm.

pro'toplast [G. *prôtos*, first, + *plasma*, thing formed.] The first individual of a type or race; a protozoon or unicellular organism. 2. A differentiated area of cytoplasm, supposed to have a special function such as digestion.

protoproteose (pro-to-pro'te-ôz) [G. *prôtos*, first, + *proteos*, native protein more nearly than peptone.] Primary proteose, soluble in water, resembling native protein more nearly than peptone.

pro'tosalt. The first of a series of compounds of an acid and a base, the one containing the largest number of acid molecules relatively to the base; a salt of an acid with a metallic protoxide.

pro'tose. Trade name of a food preparation.

protopas'm [G. *prôtos*, first, + *spasmos*, spasm.] A spasm beginning in one limb or one muscle and gradually becoming more general.

protosul'phate. A compound of sulphuric acid with a protoxide of the metal.

prototox'in. A hypothetical form of toxin in bacterial cultures possessing lethal properties and a very strong affinity for antitoxin.

prototox'oid, protox'oid [G. *prôtos*, first.] A hypothetical substance in a bacterial culture, more poisonous, but with a stronger affinity than toxin for antitoxin.

prototrophic [G. *prôtos*, first, + *trophê*, nourishment.] Deriving sustenance from inorganic materials; most plants are prototrophic, as *metatrophic*, *paratrophic*.

pro'totype [G. *prôtos*, first, + *typos*, type.] The primitive form, the first form to which subsequent individuals of the class or species conform.

pro'tover'tebra. A primitive vertebra or segment of the notochord; somite, metamere.

pro'tover'tebral. Relating to a provertebra, as *p. somite* or *p. segment*, meaning the same as provertebra.

protox'ide. The first of a series of oxides, the one containing the fewest oxygen atoms.

protox'oid. Prototoxoid.

Protozo'a [G. *prôtos*, first, + *zôon*, animal.] A subkingdom of animals, including all the unicellular animal organisms. They consist of a single cell or of an aggregation of non-differentiated cells, loosely held together and not forming tissues; distinguished from the *Metazoa* which include all other animals. The Protozoa are divided into four classes: *Sarcodina*, *Mastigophora*, *Sporozoa*, and *Infusoria*.

protozo'al. Relating to Protozoa.

protozo'an. 1. Protozoal. 2. A protozoon.

protozoologist (pro-to-zo-ol'o-jist). One versed in protozoology.

protozoology (pro-to-zo-ol'o-jî) [G. *prôtos*, first, + *zôon*, animal, + *-logia*.] The science which treats of the Protozoa.

protozoon (pro-to-zo'on). An individual of the Protozoa, a unicellular animal, protozoan.

protozoophag, protozoophage (pro-to-zo-o'fag, -ôfaj) [protozoon + *phag*(ocyt).] A phagocyte which ingests protozoa.

pro'trac'tor [L. *protrahere*, to draw forth.] 1. An instrument for extracting a bullet from a wound. 2. A muscle drawing a part forward, as antagonistic to a *retractor*.

pro'tryp'sin. Trypsinogen.

protuberance [L. *protuberare*, to swell out.] An outgrowth, a swelling, a knob.

protuberantia (pro-tu-ber-an'shi-ah) [L.] Protuberance, prominence, projection. *p. laryngis*, prominentia laryngea, Adam's apple. *p. mentalis* [BNA], mental protuberance, mental prominence or process, a rough triangular prominence at the lower portion of the symphysis of mental

ridge of the mandible. *p. occipita'lis exter'na*, external occipital protuberance, a prominence about the center of the outer surface of the squamous portion of the occipital bone, giving attachment to the ligamentum nuchæ. *p. occipita'lis inter'na*, internal occipital protuberance, a projection from about the center of the inner surface of the occipital bone.

rotyle (pro-ti'le) [G. *prôios*, first, + *hylê*, stuff.] Original or primitive matter; the hypothetical substance from which all matter is ultimately derived, archyle, psychoplasm.

ro'tylin. Trade name of a phosphorus-containing albuminous preparation, used in the treatment of goiter.

rood flesh. Exuberant granulations; a fungous growth from a granulating surface which shows no tendency toward cicatrization.

rove. In homeopathy, to test the action of a drug upon a healthy person in order to obtain the therapeutic range of the same.

roving (proo'ving). In homeopathy, a test of the action of a drug upon the healthy body; a record of all the unusual sensations, or deviations from normal health, experienced by one taking the drug.

rovisional (pro-vizh'un-al) [L. *providere*; to provide.] Temporary, providing for the present only. *p. callus*, the callus formed around a bone, and sometimes in the medullary cavity, after a fracture, which is absorbed after union has occurred.

Prowazek's bod'ies (pro-vat'sek) [Stanislas Josef Mathias von *Prowazek*, German histologist, contemporary.] Oblong formations, usually consisting of two corpuscles, found in the cells of the smallpox eruption and in Guarnieri's bodies.

Prowazek-Greef bod'y (pro-vah't'sek-gräf) [S. J. M. v. *Prowazek*; Carl Richard *Greef*, German ophthalmologist, *1862.] Trachoma* body.

prox'imad [L. *proximus*, next, + *ad*, to.] In a direction toward a proximal part, or toward the center, not distad.

prox'imal [L. *proximalis*.] Nearest the trunk or the point of origin, said of part of an extremity, of an artery or a nerve, etc., so situated; opposed to distal.

prox'imate. 1. Immediate, next. 2. In dental anatomy, noting the surface of a tooth in relation with its neighbor, whether mesial or distal.

p. prin'ciples, organic substances entering into the formation of living matter; those of the animal body are various proteins, albuminoids, fats, and carbohydrates, which, in conjunction with each other and with certain minerals, inorganic salts, and water, constitute the various tissues.

proximobucc'al. Relating to the proximal and buccal surfaces of a tooth, noting the angle formed by their junction.

proximola'bial. Relating to the proximal and labial surfaces of a tooth, noting the angle formed by their junction.

proximolin'gual. Relating to the proximal and lingual surfaces of a tooth, noting the angle formed by their junction.

prozo'nal. Anterior to a sclerozone.

prozone (pro'zôn) [L. *pro*, before, in front.] In the phenomenon of agglutination, the layer of concentrated serum, in which agglutination is absent, preceding that of more dilute serum in which the action takes place.

Prozy'osis [G. *pro*, before, + *zygôsis*, a yoking.] Syncephaly.

Prozy'mogen. A granular substance within the

nucleus which, upon discharge into the cytoplasm, becomes converted into zymogen.

prune [L. *prunum*, a plum.] A dried plum, prunum.*

prune-juice expectora'tion. A dark reddish purple fluid matter expectorated in certain cases of pneumonia.

Prune'lla. The herb, *Prunella vulgaris*, heal-all, a plant of the *Labiata*, or mint-family, having slightly astringent and tonic properties.

pru'ni virginia'næ cor'tex (Br.). Wild cherry bark, *prunus virginiana* (U.S.).

pru'nin. A substance made by evaporation from the tincture of *Prunus serotina*, wild cherry; employed in eclectic practice in the treatment of bronchial affections and in palpitation of the heart in doses of gr. 2-8 (o. 13-0.5).

pru'noids. Trade name of a laxative preparation, in tablet form, composed of phenolphthalein, cascara sagrada, de-emetinized ipecac, and prunes.

pru'num [L.] (U.S., Br.) Prune, the dried ripe fruit of *Prunus domestica*, a tree cultivated in warm temperate regions; employed as a food, having laxative properties, and used in medicine in preparing the confection of senna.

Pru'nus. A genus of trees of the order *Rosaceæ*. *P. amyg'dalis*, almond. *P. cer'asus*, cherry. *P. domes'tica*, plum. *P. laurocer'asus*, cherry-laurel. *P. per'sica*, peach. *P. serot'ina*, wild cherry, *prunus** virginiana. *P. spino'sa*, aloe or blackthorn.

pru'nus virginia'na (U.S.). Wild cherry bark, *pruni virginianæ cortex* (Br.), the bark of *Prunus serotina*; employed as a tonic and in cough mixtures as a bronchial sedative, in doses of gr. 20-30 (1.3-2.0).

pruriginous (pru-rij'in-us) [L. *pruriginosus*, having the itch.] Relating to or suffering from prurigo.

pruri'go [L. *prurire*, to itch.] A chronic disease of the skin marked by a persistent eruption of papules which itch intensely. *p. æstiva'lis* [L. *æstivus*, relating to summer], summer p., a form recurring each summer, and very severe as long as the hot weather continues; *pruritus æstivalis*. *p. a'gria* [G. *agrios*, wild], a very severe form of p. with intense itching, resulting in the addition of deep scratch marks to the papular lesions. *p. fe'rox* [L. wild, cruel], p. agria. *p. mitis*, a mild form of p. *p. simplex*, a mild form having a pronounced tendency to relapse.

prurit'ic. Itching; relating to pruritus.

pruri'tus [L. an itching, *prurire*, to itch.] Itching. **bath p.**, itching produced by contact with cold water. **essen'tial p.**, itching not dependent upon any apparent lesion of the skin. *p. æstiva'lis*, summer itch, pruritus occurring during hot weather; usually associated with prickly heat, then called prurigo æstivalis. *p. a'ni*, more or less intense itching at the anus, occurring in paroxysms and unassociated with apparent lesions other than those produced by scratching. *p. hiema'lis*, winter itch; pruritus, occurring without other lesions, during the cold months. *p. seni'lis*, senile pruritus, itching associated with degenerative changes in the skin in the aged. *p. vul'væ*, an essential p. of the external female genital organs. **symp'tomat'ic p.**, itching occurring as a symptom of some general disorder, such as gout or rheumatism, jaundice, gastroenteric disturbances, etc.

Prus'sak's fibers [Alexander *Prussak*, Russian otologist, 1839-1897.] Elastic and connective-tissue fibers bounding Shrapnell's membrane.

P.'s pouch or space, a recess in the mucous membrane on the tympanic surface of the drum membrane, between the membrana flaccida and the neck of the malleus; recessus membranæ tympani superior.

Pruss'ian-blue. Ferri ferrocyanidum.

pruss'iate. A ferricyanide or ferrocyanide.

prus'sic acid [referring to Prussian blue.] Hydrocyanic acid, see under *acidum*.

psalis (sa'lis) [G. an arch.] Fornix cerebri.

psalterial (sal-te'ri-al). Relating to the psalterium.

psal'terium [G. *psalterion*. harp.] 1. Lyra, commissa-sura* hippocampi [BNA]. 2. Omasum, martyplies.*

psammocarcinoma (sam'o-kar-si-no'mah) [G. *psamos*, sand.] A carcinoma containing areas of calcareous degeneration.

psammoma, pl. *psammo'mata* (sam-mo'mah) [*psamos*, sand, + *-oma*.] A small endothelioma of the cerebral meninges, often multiple, which has undergone calcareous degeneration.

psam'mosarco'ma. A sarcoma-like growth with a center of calcareous degeneration.

psammother'apy (sam'o-ther'a-pt) [G. *psamos*, sand, + *therapeia*, treatment.] The use of the sand bath in the treatment of certain rheumatic and other diseases, ammotherapy.

psammous (sam'us) [G. *psamos*, sand.] Sandy.

pselaphesia (se-lä-fe'st-ah) [G. *psēlaphēsis*, a touching.] The higher tactile sense, including the muscle sense.

pselaphesis (se-lä-fe'sis). Pselaphesia.

psellism (sel'izm) [G. *psellismos*, a stammering.] Stammering, mispronunciation or substitution of letter sounds.

pseudaconitine (su-dä-kon'i-tën). An alkaloid, $C_{25}H_{49}NO_{12}$, from *Aconitum jerox*, called also British or Nepaul aconitine; a yellowish amorphous powder, exceedingly poisonous, dose gr. 1/100-1/50 (0.00005-0.0001).

pseudacousma (su-dä-kooz'mah) [G. *pseudēs*, false, + *akousma*, something heard.] Pseudacousis.

pseudacromegaly (su-dak-ro-meg'al-i). Enlargement of the extremities and face, not associated with disease of the hypophysis cerebri.

pseudactinomycosis (su-dak't'i-no-mi-ko'sis). Pulmonary tuberculosis in which the sputum contains forms resembling actinomycetes.

pseudacusis (su-dä-ku'sis) [G. *pseudēs*, false, + *akousis*, a hearing.] Incorrect hearing, a hearing of sounds as if they were altered in pitch.

pseudæsthesia (su-des-the'zi-ah). Pseudesthesia.

pseudagraphia (su-dä-graf'i-ah) [G. *pseudēs*, false, + *a-* priv. + *graphē*, a writing.] Partial agraphia in which one can do no original writing, but can copy correctly.

pseudalbuminuria (su-dal-bu-min-u'ri-ah). Cyclic albuminuria.

pseudangina (su-dan'ji-nah) [G. *pseudēs*, false, + *L. angina*, a strangling.] Angina vasomotoria.

pseudankylosis (su-dan-ki-lo'sis). False ankylosis, fibrous ankylosis.

pseudaphia (su-daf'i-ah) [G. *pseudēs*, false, + *haphē*, a touch.] Paraphia, incorrect perception of touch.

pseudarthrits (su-dar-thri'(thre'tis) [G. *pseudēs*, false, + *arthron*, joint, + *-itis*]. Hysterical or neuromimetic disease of the joints.

pseudarthrosis (su-dar-thro'sis) [G. *pseudēs*, false, + *arthrōsis*, a jointing.] A false joint, motion in the shaft of a long bone between the two ends, following an ununited fracture.

pseudelminth (su-del'minth) [G. *pseudēs*, false, + *helmins*(*helminth*-), worm.] Anything having the appearance of an intestinal worm.

pseudencephalus (su-den-sef'ä-lus) [G. *pseudēs*, false, + *enkephalos*, brain.] A monster with fissured skull and spinal column in which the brain is absent, the cranium being filled with a vascular fleshy tumor of the meninges.

pseudesthesia, pseudæsthesia (su-des-the'zi-ah) [*pseudēs*, false, + *aisthēsis*, sensation.] 1. A daphnia. 2. A subjective sensation not arising from an external stimulus. 3. A sensation referred, after an amputation, to the amputated member.

pseudiatler (su-dī-a'ter) [G. *pseudēs*, false, + *iater*, physician.] A charlatan, a quack.

pseudinoma (su-di-no'mah) [G. *pseudēs*, false, + *is*(*in*), fiber, + *-oma*]. 1. An indurated swelling resembling a fibroma. 2. A scurrious tumor.

pseudo- (su'do) [G. *pseudēs*, false.] A prefix indicating a resemblance, often deceptive, to the thing indicated by the second element of the compound.

Before a vowel it is usually contracted to *ps-*. Pseudoaconitine (su-do-ä-kon'i-tën). Pseudacousis.

pseudoalbuminuria (su-do-al-bu-min-u'ri-ah) Pseudalbuminuria.

pseudalopec'ia area'ta. A form of alopecia follicularis in which the inflammatory manifestations are confined to a slight swelling of a follicle at the mouths of the affected hair-follicles.

pseudoalveolar (su-do-al-ve'o-lar). Resembling alveolar tissue.

pseudoanemia, pseudoanæmia (su-do-ä-ne'mi-ah) [*pseudēs*, false.] Pallor of the skin and mucous membranes without the blood signs of anemia.

pseudoangina (su-do-an'ji-nah). Pseudangina.

pseudoanorexia (su-do-an-o-rek'st-ah) [G. *pseudēs*, false, + *an-* priv. + *orexis*, appetite.] Inability to eat because of pain in swallowing or dysphagia.

pseudopoplexy (su-do-ap'o-plex-si). Sereno's plexy or other condition simulating apoplexy not due to cerebral hemorrhage.

pseudopendicitis (su-do-ä-pen-di-si'tis) A symptom-complex simulating appendicitis without inflammation of the appendix.

pseudopraxia (su-do-ä-prak'st-ah) A condition of exaggerated awkwardness in which the person makes wrong use of objects.

pseudosthma (su-do-as'mah). Dyspnea.

pseudotaxia (su'do-ä-tak'st-ah). A condition of ataxia not due to tabes dorsalis.

pseudobacillus (su-do-bä-sil'us). Any microscopical object, such as a pycilocyte, resembling a bacillus.

pseudobacterium (su-do-bak-te'ri-um). Any microscopic object resembling a bacillus or other bacterial form.

pseudoblepsia, pseudoblepsis (su-do-blep'st-ah, -o-blep'sis) [G. *pseudēs*, false, + *blepsis*, vision.] Parablepsia, pseudopsia; perverted vision, false vision.

pseudobulbar (su-do-bul'bar). Noting a paralysis of seemingly, but not actually, bulbar origin.

pseudocartilaginous (su-do-kar-ti-lä'in-us) Composed of a substance resembling cartilage in texture.

pseudocoele (su'do-sēl) [G. *pseudēs*, false, + *coela*, cavity.] The fifth ventricle of the brain, cavity septi pellucidi [BNA].

pseudochalazion (su-do-kal-ä'zi-on). A small tumor of the eyelid resembling a chalazion.

pseudochancere (su-do-shang'ker). A non-specific indurated sore on the penis resembling a chancre.

pseudochorea (su-do-ko-re'ah). A spasmodic affection or extensive tic resembling chorea.

pseudochromesthesia, pseudochromesthesia (su-do-ä-

kröm-es-the'si-ah) [G. *pseudēs*, false, + *chrōma*, color, + *aisthēsis*, sensation.] An anomaly in which each vowel in the printed word is seen as colored.

pseudochromhidrosis (su-do-kro-mi-dro'sis) [G. *pseudēs*, false, + *chrōma*, color, + *hidrōs*, sweat.] The presence of pigment on the skin in association with sweating, but due to the local action of pigment-forming bacteria and not to the excretion of colored sweat.

pseudochromosome (su-do-kro'mo-some) [G. *pseudēs*, false, + *chrōma*, color, + *sōma*, body.] One of the rods of mitochondria formed during the process of maturation of the oocyte.

pseudochylous (su-do-ki'lus). Resembling chyle.

pseudocirrhosis (su-do-si-ro'sis). A condition simulating cirrhosis of the liver, cardiac liver.

pseudocodeine (su-do-ko'de-ēn). A substance formed by the action of dilute sulphuric acid on codeine.

pseudocoele (su'do-sēl). Pseudocoele.

pseudocolloid (su-do-kol'oyd). A colloid-like substance found in ovarian cysts.

pseudocoloboma (su-do-kol-o-bo'mah). An apparent coloboma, due to heterochromia of the iris.

pseudocrisis (su-do-kri'sis). A temporary fall of the temperature in pneumonia or other disease usually ending by crisis.

pseudocroup (su-do-kroop'). Catarrhal croup; laryngismus stridulus.

pseudocurarin (su-do-ku'rā-rin). A glucoside, resembling digitalin, obtained from oleander.

pseudocyesis (su-do-si-e'sis) [G. *pseudēs*, false, + *kyēsis*, pregnancy.] False or spurious pregnancy; a condition in which some of the signs of pregnancy are present although no conception has taken place.

pseudocylindroid (su'do-sil'in-droyd). A shred of mucus or other substance in the urine resembling a renal cast.

pseudocyst (su'do-sist) [G. *pseudēs*, false, + *kystis*, bladder.] A false cyst, a fluid accumulation simulating a cyst, but without a capsule.

pseudodementia (su-do-de-men'shi-ah). A condition of exaggerated indifference to one's surroundings without actual mental impairment.

pseudodiastolic (su-do-di-as-tol'ik). Seemingly associated with the cardiac diastole.

pseudodiphtheria (su'do-dif-the'ri-las). Diphtheroid.

pseudodysentery (su-do-dis'en-ter-i). The occurrence of symptoms indistinguishable from those of bacillary dysentery, caused by dietetic errors, a chill, intestinal worms, or other causes other than the presence of the specific microorganisms.

pseudoedema, **pseudocedema** (su'do-e-de'ma) [G. *pseudēs*, false, + *oidēma*, a swelling.] A puffiness of the skin not due to a fluid accumulation.

pseudoerysipelas (su-do-er-i-sip'e-las). Erysipeloid.

pseudoesthesia, **pseudomesthesia** (su-do-es-the'si-ah). Pseudoesthesia.

pseudofibrin (su-do-fi'brin). A substance obtained by the precipitation of fibrinogen by sodium chloride, parafibrinogen.

pseudofluctuation (su-do-fluk-chu-a'shon). A wave-like sensation, resembling fluctuation, obtained by tapping muscular tissue.

pseudofracture (su-do-frak'chur). Spontaneous fracture.

pseudoganglion (su-do-gang'gli-on). A localized thickening of a nerve-trunk having the appearance of a ganglion.

pseudoglobulin (su-do-glob'u-lin). The portion of globulin which remains in solution after as much as possible has been precipitated by dialysis.

pseudogonorrhoea, **pseudogonorrhoea** (su-do-gon-o-re'ah). Catarrhal urethritis.

pseudogeusia (su-do-ju'si-ah). A subjective taste sensation not produced by an external stimulus.

pseudogeuesesthesia, **pseudogeuesesthesia** (su'do-ju-ses-the'si-ah) [G. *pseudēs*, false, + *geusis*, taste, + *aisthēsis*, sensation.] A form of synesthesia in which a subjective sensation of light or color is produced by stimulation of the sense of taste.

pseudoglioma (su-do-gli-o'mah). A form of iridochorioiditis in which changes occur in the vitreous producing a resemblance to retinal glioma.

pseudoglucosazone (su-do-glu-ko'sā-zōn). A substance sometimes present in normal urine which gives a reaction in the phenylhydrazine test.

pseudogonococcus (su-do-gon-o-kok'us). A diplococcus, resembling morphologically the gonococcus, found in the normal urethra and in non-specific discharges.

pseudohemoglobin (su'do-hem-o-glo'bin). A combination of oxygen and oxyhemoglobin, intermediate between hemoglobin and hemoglobin.

pseudohemoptysis (su-do-hem-op'ti-sis). Spitting of blood which does not come from the lungs or bronchial tubes.

pseudohydrophobia (su-do-hi-dro-fo'bi-ah). Lysophobia.

pseudohermaphroditism (su-do-her-mā-frod'it-izm). The usual form of so-called hermaphroditism in which the individual is distinctly of one sex though having superficial characteristics of both.

pseudohernia (su-do-her'ni-ah). Inflammation of the scrotal tissues or of an inguinal gland, simulating a strangulated hernia.

pseudoheterotopia (su-do-het-er-o-to'pi-ah) [G. *pseudēs*, false, + *heteros*, other, + *topos*, place.] A seeming displacement of certain tissues seen at autopsy; it is really an artefact.

pseudohydronephrosis (su-do-hi'dro-nefro'sis). The presence of a cyst near the kidney simulating hydronephrosis.

pseudohyoscyamine (su-do-hi-ō-si'am-ēn). An alkaloid, C₁₇H₂₃NO₃, occurring along with hyoscyamine and hyoscyne in duboisia, the leaf of *Duboisia myoporoides*, a tree of Australia.

pseudohypertrophic (su-do-hi-per-trof'ik). Relating to or marked by pseudohypertrophy.

pseudohypertrophy (su'do-hi-per'trof-i) [G. *pseudēs*, false, + *hyper*, over, + *trophē*, nourishment.] False hypertrophy; increase in size of an organ or a part, due not to increase in size or number of the specific functional elements but to that of some other tissue, fatty or fibrous.

pseudolileus (su-do-il'e-us). Absolute obstipation, simulating ileus, due to paralysis of the intestinal wall.

pseudoinfluenza (su-do-in-flu-en'zah). An epidemic catarrh simulating influenza, but less severe.

pseudojaundice (su-do-jawn'dis). Pseudoicterus.

pseudoicterus (su-do-ik'ter-us). Discoloration of the skin not due to the bile pigments, as in Addison's disease.

pseudoisochromatic (su'do-i'so-kro-mat'ik). Apparently of the same color; noting certain charts containing colored spots mixed with figures printed in confusion colors; used in testing for color blindness.

pseudoleucæmia, **pseudoleucæmia** [G. *pseudēs*, false, + *leucemia*.] A disease marked by enlargement of the spleen and of the lymph nodes, the most prominent characteristic of which is a progressive pernicious anemia; it is believed by many to be usually of tuberculous origin; Hodg-

- kin's disease, pseudoleukemia. *in*'fantile p., Jaksch's* disease. *lymphat*'ic p., p. without apparent participation of the spleen in the morbid process. *myelogen*'ous p., myelomatosis. *p. cu*'tis, the occurrence of lesions of various forms on the skin in cases of pseudoleucemia.
- pseudoleukemia, pseudoleukemia** (su-do-lu-ke'ml-ah). Hodgkin's disease, pseudoleucemia.
- pseudoleucocythemia, pseudoleucocythemia** (su-do-lu'ko-si-the'ml-ah). Pseudoleucemia.
- pseudolipoma** (su-do-li-po'mah). Any circumscribed yielding swelling resembling a fatty tumor.
- pseudologia phantastica** (su-do-lo'ji-ah fan-tas'ti-kah). The writing of anonymous letters to oneself, to persons of prominence, etc., by sufferers from pronounced hysteria.
- pseudolupus** (su-do-lu'pus). A dermatomycosis, resembling lupus but not of tuberculous origin.
- pseudolymphocyte** (su-do-lim'fo-sit). A small neutrophile leucocyte.
- pseudolyssa** (su'do-lis'sah). Lyssophobia.
- pseudomalaria** (su-do-mal-a'ri-ah). A disease marked by recurring chills, fever, and sweats, of septic or other non-malarial origin.
- pseudomamma** (su-do-mam'ah). A glandular structure resembling the mammary gland, occurring in dermoid cysts.
- pseudomania** (su-do-ma'ni-ah). Pretended insanity.
- pseudomelanosis** (su-do-mel-an-o'is) [G. *pseudēs*, false, + *melas*, black, + *-osis*.] A dark greenish or blackish post-mortem discoloration of the surface of the abdominal viscera, due to the action of sulphureted hydrogen upon the iron of disintegrated hemoglobin.
- pseudomembrane** (su-do-mem'brān) [G. *pseudēs*, false.] False membrane, a fibrinous exudate forming a tough felt-like membrane on the surface of the skin or a mucous membrane.
- pseudomembranous** (su-do-mem'bran-us). Relating to or marked by the presence of a false membrane.
- p. enter'tis, mucomembranous or mucous enteritis.***
- pseudomeningitis** (su-do-men-in-ji'(je)'tis). Meningism.
- pseudometaplasia** (su-do-met-ā-pla'si-ah) [G. *pseudēs*, false, + *metaplasia*.] Histological accommodation.*
- pseudomnesia** (su-dom-ne'zi-ah) [G. *pseudēs*, false, + *mnēsis*, memory.] False memory, a subjective impression of memory of events that have not occurred.
- Pseudomonas** (su-dom'o-nas). A genus of *Bacteriaceae*, having polar flagella. *P. pyocya*'neus, *Bacillus pyocyaneus*.
- pseudomorph** (su'do-morf) [G. *pseudēs*, false, + *morphē*, form.] A mineral found crystallized in a form which is not proper to it but to some other mineral.
- pseudomorphine** (su-do-mor'fēn) [G. *pseudēs*, false.] Morphine, oxydimorphine, dehydromorphine, a derivative of morphine; a non-toxic principle having a chemical reaction practically the same as that of morphine.
- pseudomucin** (su-do-mu'sin) [G. *pseudēs*, false, + *mucin*.] A glycoprotein, allied to mucin, found in certain cysts, especially of the ovary; unlike mucin, it is freely soluble in water.
- pseudomucular hypertrophy**. See under *hypertrophy*.
- pseudomyxoma** (su-do-mix-o'mah). A tumor containing mucoid or colloid matter introduced accidentally by the rupture of a neighboring mucous cyst. *p. peritone*'i, the presence of colloid matter, from a ruptured ovarian cyst, in the peritoneal cavity.
- pseudonarcotic** (su-do-nar-kot'ik). Inducing sleep by reason of a sedative effect, but not demonstrably narcotic.
- pseudonarcotism** (su-do-nar'ko-tizm). Stupor of hysterical nature, not induced by drugs.
- pseudonavicella** (su-do-nav-i-sel'ah) [G. *pseudēs*, false, + *L. navicella*, dim. of *navis*, ship.] The spore of a gregarine, so called because of its resemblance to a diatom of the genus *Navicella*.
- pseudoneoplasm** (su-do-ne'o-plasm) [G. *pseudēs*, false, + *neos*, new, + *plasma*, a thing formed, 1. Phantom tumor. 2. A circumscribed fibrinous exudate of inflammatory origin, temporary as character.
- pseudoneuroma** (su-do-nu-ro'ma). A tumor of a nerve-trunk which contains no nerve substance, false neuroma.
- pseudonuclein** (su-do-nu'kle-in). A conjugate protein yielding, on hydrolysis, a protein and orthophosphoric acid.
- pseudonucleolus** (su'do-nu-kle'o-lus) [G. *pseudēs*, false, + *nucleolus*.] One of the points of intersection of the chromatin network.
- pseudonystagmus** (su'do-nis-tag'mus). Symptomatic nystagmus, occurring in various diseases of the nervous system.
- pseudosteomalacia** (su-do-os'te-o-ma'i-a'ā-a'). Rachitic softening of bone.
- pseudosteomalacic** (su-do-os'te-o-mal-a'ā-ā-ā). Marked by pseudosteomalacia. *p. pelvis*, a deformed pelvis similar to that produced in osteomalacia, but actually of rachitic causation.
- pseudoparalysis** (su-do-par-al'i-sis). Apparent paralysis due to voluntary inhibition of muscles because of pain, to incoordination, or other cause but without actual paralysis. *arthritic gen*'eral p., a disease, occurring in arthritic subjects, having symptoms resembling those of general paresis,* the lesions of which consist of diffuse changes of a degenerative and non-inflammatory character due to intracranial atheroma, congenital atonic p., amyotonia congenita.
- pseudoparaplegia** (su'do-pār-ā-ple'ji-ah). Apparent paralysis in the lower extremities, in which the tendon and skin reflexes and the electrical reactions are normal; the condition is sometimes observed in rickets.
- pseudoparasite** (su-do-par'ā-sit). A commensal.
- pseudoparesis** (su-do-par'e-sis). Pseudoparalysis.
- pseudopelletierine** (su'do-pel-et'er-ēn). An alkaloid $C_7H_7NO_2H_2O$, contained in pomegranate bark, granatonicine, pseudopunicine.
- pseudopeptone** (su-do-pep'tōn). A mucoid substance in white of egg.
- pseudopericardial** (su-do-per-i-kar'di-al). Wristle appearing to be related to the pericardium.
- pseudoperitonitis** (su-do-per-i-ton-i'te)'tis. Peritonism.
- pseudophlegmon** (su-do-fleg'mon). A non-inflammatory circumscribed redness of the skin due to a lesion of the nerves supplying the part.
- pseudophotesthesia, pseudophotmethesia** (su-do-fetes-the'si-ah) [G. *pseudēs*, false, + *phōtēsthesia*, light, + *aisthēsis*, sensation.] Photism, a form of synesthesia in which a subjective sensation of light is produced by a stimulus to one of the other sense organs, whether of touch, taste, hearing, or smell.
- pseudophthisis** (su-do-ti'(te)'tis). A disease

resembling pulmonary tuberculosis, but not of tuberculous origin.

pseudoplasma (su'do-plazm). Phantom tumor.

pseudoplegia (su-do-ple'jī-ah) [G. *pseudēs*, false, + *plēgē*, a stroke.] Pseudoapoplexy.

pseudopneumococcus (su-do-nu-mo-kok'us). A diplococcus resembling somewhat the pneumococcus, but larger.

pseudopod (su'do-pod). Pseudopodium.

pseudopodiospore (su-do-po'dī-o-spōr). Amcebul.

pseudopodium (su-do-po'dī-um) [G. *pseudēs*, false, + *pous* (pod-), foot.] A temporary protoplasmic process, of variable size and shape, put forth by a protozoan for purposes of locomotion or for the prehension of food.

pseudoporencephalia (su-do-pōr-en-sē-fa'lī-ah). The presence of the lesions of porencephalia without marked symptoms.

pseudoptelia (su-dop'sī-ah). Pseudoblepsia.

pseudopterygium (su-do-ter-ij'f-um). Scar-ptyergium, a pterygium of irregular shape following diphtheria, a burn, or other injury of the conjunctiva; pterygoid (2).

pseudoptosis (su-do-to'sīa). False ptosis, blepharochalasis.

pseudopunicine (su-do-pu'nī-sēn). Pseudopelletierine, see also *punicine*.

pseudorabies (su-do-ra'bi-ēz). Lyssophobia.

pseudoreaction (su-do-re-ak'shun). A false reaction, one not due to specific causes in a given test; such, for example, as the formation of a cloud in the urine, on the addition of nitric acid, not caused by the precipitation of albumin.

pseudorheumatism (su-do-ro'mā-tizm). Rheumatoid arthritis, or other similar condition.

pseudoscarlatina (su-do-skar-lā-te'nah). A reddish eruption accompanied by fever, due to food poisoning or sepsis.

pseudosclerosis (su'do-skle-ro'sis) [G. *pseudēs*, false, + *sklērōsis*, hardening.] 1. Inflammatory induration or fatty or other infiltration simulating fibrous thickening. 2. Westphal's neurosis, hysteria characterized by the symptoms, except nystagmus, of multiple spinal sclerosis, but without the anatomical changes of this disease.

pseudoemia (su-doz'mī-ah). A subjective sensation of an odor that is not present.

pseudostoma (su-dos'to-mah) [G. *pseudēs*, false, + *stoma*, mouth.] An apparent opening in a cell, membrane, or other tissue, due to a defect in staining or other cause.

pseudostriature (su'do-struk'chūr) [G. *pseudēs*, false.] Reticular substance* (1).

pseudotabes (su-do-ta'bēz). Pseudataxia.

pseudotrichiniasis (su-do-trī-kin-i'a-sis) [G. *pseudēs*, false.] Multiple myositis.*

pseudotrichinosis (su-do-trī-kin-o'sis). Pseudotrichiniasis.

pseudotropine (su-do-tro'pēn). 1. An isomer of tropine. 2. Oscine.

pseudotuberculosis (su'do-tu-ber-ku-lo'sis) [G. *pseudēs*, false.] A disease characterized anatomically by the production of tubercles, but not due to the presence of *Bacillus tuberculosis*.

pseudotyphoid (su'do-ti'foid). One of the various diseases, such as paratyphoid, resembling typhoid fever but not due to *Bacillus typhosus*.

pseudovacuole (su-do-vak'u-ōl). An apparent vacuole in a cell, either an artefact or an intracellular parasite.

pseudoventricle (su-do-ven'trī-kl). Fifth ventricle of the brain, *cavum septi pellucidi* [BNA].

pseudovomiting (su-do-vom'it-ing) [G. *pseudēs*,

false.] Regurgitation of matter from the esophagus or stomach without expulsive effort.

pseudoxanthine (su-do-zan'thin). A leucomaine from muscular tissue, $C_4H_5N_2O$.

pseudoxanthoma (su'do-zan-tho'mah). A degenerative disease of the skin, marked by the occurrence of slightly elevated yellowish patches on the abdomen, neck, and other parts of the surface.

pseudozoogloea (su'do-zo-og-le'ah) [G. *pseudēs*, false, + *zōon*, animal, + *gloia*, glue.] A clump of bacteria, resembling externally a zoogloea mass, but wanting its compactness and gelatinous binding material.

psilosis (si-lo'sis) [G. a stripping.] 1. Sprue (2). 2. Falling of the hair.

psillothin (sil'o-thin). A depilatory plaster applied warm to a hairy surface, and torn off when cool, bringing with it the hairs.

psillothron (sil'o-thron) [G.] A depilatory.

psilotic (si-lot'ik). 1. Relating to psilosis. 2. Depilatory.

psittacosis (sit-ā-ko'sis) [G. *psittakos*, a parrot.] An infectious disease of birds, especially parrots; it is characterized by diarrhea, loss of appetite, wasting, and loss of feathers; it is sometimes transmitted to man in whom the symptoms are headache, nausea, epistaxis, constipation, and fever preceded by a chill, and usually with added symptoms of bronchopneumonia.

psos (so'as) [G. *psoa*, the loins.] See under *musculus*. **p. abscess**, a cold or gravity abscess in the sheath of the *psos* major muscle, the pus coming usually from tuberculous disease of the vertebra and pointing finally in the anterior and inner side of the thigh.

psodymus (sod'f-mus) [G. *psoa*, loins, + *didymos*, twin.] A twin monster, single from the lumbar region downward, having therefore but two legs with occasionally a rudimentary third one.

psoitis (so-i'ē'tis). Inflammation of the *psos* major muscle, usually the result of a *psos* abscess.

psomophagia, **psomophagy** (so-mo-fa'jī-ah, so-mof'-a-jī) [G. *psōmos*, morsel, bit, + *phagō*, I eat.] The practice of swallowing the food without thorough mastication; bolting the food. The opposite of *poltophagy*.

psora (so'rah) [G.] 1. Scabies. 2. Psoriasis. 3. Hahnemann's term for the "itch dyscrasia," defined as the parent of all chronic diseases—skin diseases, neoplasms, insanity, etc.; it was similar to, though of more extended application than, the "herpetic diathesis" of French writers. **p. leprosa**, psoriasis.

psorelcosis (so-rel-ko'sis) [G. *psōra*, itch, + *helkōsis*, ulceration.] Ulceration resulting from scabies.

psorerteritis (so-ren-ter'f-ah) [G. *psōra*, scabies, + *enteron*, intestine.] Inflammatory swelling of the solitary follicles of the intestine, in typhoid fever, cholera, and other affections.

psorenteritis (so-ren-ter-i'ē'tis). Psorenteria.

psoriatic (so-rī-as'ik). Psoriatic.

psoriasiform (so-rī-as'f-form) [G. *psōriasis* + *L. forma*, form.] Resembling psoriasis.

psoriasis (so-rī-a-sis) [G. *psōriasis*; *psōra*, the itch.] A skin disease consisting in an eruption of circumscribed rounded patches of a red color covered with adherent white scales, occurring chiefly on the extensor surfaces of the elbows and knees, the scalp, and the back. **p. annula'ris**, **p. annula'ta**, **p. circinata**. **p. buccal'is**, leucopeklakia. **p. circinata**, **p. in** which healing is taking place at the center while the process continues at the periph-

ery, producing a ring-shaped lesion. **p. diffu'sa**, diffused *p.*, a form with more or less coalescence of the lesions. **p. gutta'ta** [L. *gutta*, drop], *p.* occurring in round patches of small size, giving the appearance of a rain-bespattered surface. **p. gyra'ta**, *p.* circinata in which there is a coalescence of the rings giving rise to figures of various outlines. **p. invetera'ta**, a form in which the lesions are confluent, the affected skin being thickened, indurated, and scaly. **p. lin'gue**, leucoplakia. **p. nummula'ris**, *p.* with flat elevated lesions the size of a quarter or of a half-dollar. **p. orbicula'ris**, *p.* circinata. **p. puncta'ta**, *p.* in which the individual lesions are papules, each red in color, and tipped with a single white scale. **p. rupioid'es**, a form in which crusts resembling rupia are formed on the skin. **p. universa'lis**, generalized *p.*

psoriatic (so-ri-at'ik). Relating to or suffering from psoriasis.

psoric (so'rik). Relating to or suffering from scabies, psorous.

psorinum (so-ri'num). A homeopathic nosode prepared from the contents of the itch vesicle; it is employed in cases marked by profuse sweating, an offensive odor from the body, or headache with hunger.

psoroid (so'royd) [G. *psōra*, scabies, + *eidōs*, resemblance.] Resembling scabies.

psorophthalmia (so-rof-thal'mt-ah). A pruritic ulcerative inflammation of the margins of the eyelids.

psorospERM (so-ro-sper'm) [G. *psōros*, scabby, + *sperma*, seed.] A term loosely applied to parasitic sporozoa other than those infecting the blood corpuscles; one of the psorospermiae.

psorospermiae (so-ro-sper'mt-e) [G. *psōros*, scabby, + *sperma*, seed.] Coccidia-like protozoan organisms.

psorospermial, **psorospermic** (so-ro-sper'mt-al, so-ro-sper'mik). Relating to psorospermiae.

psorospermiosis (so-ro-sper-mo'sis) [G. *psōra*, itch, + *sperma*, seed.] 1. Infection with sporozoa other than the haemosporidia, with the so-called "psorosperms." 2. Keratosis follicularis, erroneously attributed to the presence of psorosperms in the skin.

psorous (so'rus). Psoric.

psychalgia (si-kal-ga'li-ah) [G. *psychē*, mind, + *algos*, pain.] Psychalgia, algopsychalia.

psychalgia (si-kal'ji-ah) [G. *psychē*, mind, + *algos*, pain.] Mind-pain, soul-pain; distress attending a mental effort, noted especially in melancholia.

psychanal'yis (si-kan-al'i-sis) [G. *psychē*, soul, mind, + *analysis*.] An examination into the mental condition by means of a careful analysis and comparison of the symptoms both subjective and objective.

psychasthenia (si-kas-the'nt-ah; si-kas-the-ni'ah) [G. *psychē*, mind, + *astheneia*, weakness.] A mild psychosis or psychoneurosis marked especially by lack of self-control, in consequence of which the patient is dominated by morbid fears or doubts, impulses to unreasoning and consciously wrong or foolish acts, fixed ideas, etc., and suffers from a sense of unusualness or unreality in himself and his surroundings.

psychataxia (si-kā-tak'si-ah) [G. *psychē*, mind, + *ataxia*, confusion.] Mental confusion, inability to fix the attention or to make any continued mental effort.

psyche (si'ke) [G. mind, soul.] 1. The cerebrospinal nervous system. 2. The mind.

psychoclampsia (si-kē-klamp'si-ah) [G. *psychē*,

mind, + *eklampsis*, a flashing out.] A mental convulsion, acute mania.

psychiater (si-ki-at'er) [G. *psychē*, mind, - *iatr*, physician.] Psychiatrist.

psychiatra (si-ki-at'ri-ah). Psychiatry.

psychiatric (si-ki-at'rik). Relating to psychiatry.

psychiatrics (si-ki-at'riks). Psychiatry.

psychiatrist (si-ki'ā-trist). An alienist, a specialist in diseases of the mind, one who practices psychiatry.

psychiatri (si-ki'ā-tri) [G. *psychē*, mind, + *iatr*, medical treatment.] The recognition and treatment of diseases of the mind.

psychic (si'kik) [G. *psychikos*, relating to the mind.] 1. Relating to the mind or soul, mental. 2. A person who is supposed to be endowed with the power of communicating with spirits, a spiritualistic medium. **p. force**, a supposed power of mind or soul, apart from energy or physical force.

psychical (si'kf-kal). Psychic (1).

psychics (si'kiks). Psychology.

psychinosis (si-ki-no'sis) [G. *psychē*, mind, + *nōsis*, disease.] A functional nervous disease; psychonosis.

psychism (si'kism) [G. *psychē*, soul.] The theory of a principle of life pervading all nature.

psychilampsia (si-klamp'si-ah). Psychoclastopsia.

psychoanalysis (si-ko-an-al'i-sis). Psychoanalytic.

psychoauditory (si'ko-aw'di-to-ri) [G. *psychē*, mind, + L. *auditorius*, audire, to hear.] Relating to the mental perception and interpretation of sounds.

psychochrome (si'ko-krōm) [G. *psychē*, mind, + *chrōma*, color.] A certain color mentally perceived in response to a sense impression: psychochromesthesia.

psychochromesthesia, **psychochromesthesia** (si'ko-krōm-es-the'si-ah) [G. *psychē*, mind, + *chromē*, color, + *asthēsis*, sensation.] A form of warthesia in which a certain stimulus to one of the special organs of sense produces the mental image of a color. See *pseudopsychesthesia*.

psychocinesia (si'ko-sin-e'si-ah) [G. *psychē*, mind, + *kinēsis*, movement.] Impulsive insanity.

psychocortical (si'ko-kor'ti-kal) [G. *psychē*, mind, + L. *cortex*, rind, bark.] Relating to the cortex of the brain as the seat of the mind. **p. center**, psychomotor* center.

psychodometry (si-ko-dom'e-tri) [G. *psychē*, mind, + *hodos*, way, + *metron*, measure.] The measurement of the rapidity of mental action.

psychodynamics (si-ko-di-nam'iks) [G. *psychē*, mind, + *dynamis*, power.] The science of mental force or action.

psychoepilepsy (si'ko-ep'i-lep-si). Psychic epilepsy.*

psychogenesis (si-ko-jen'e-sis) [G. *psychē*, soul, spirit, + *genesis*, origin.] The development of the mind or of the mental faculties.

psychogenetic, **psychogenic** [G. *psychē*, mind, + *gennaō*, I produce.] 1. Of mental origin or causation. 2. Relating to mental development, or psychogenesis.

psychogeny (si-ko-jen-i). Psychogenesis.

psychogram (si'ko-gram) [G. *psychē*, soul, + *gramma*, a writing.] The visualization of a mental concept, the thing thought of being subjectively seen.

psychokinesis (si-ko-kin-e'sis). Psychocinesis.

psycholepsy (si'ko-lep-si) [G. *psychē*, mind, + *lēpsis*, an attack, a seizure.] 1. A slight convulsion such as of temporary confusion, cerebral congestion, tachycardia, temporary blindness, etc.

in psychasthenic or hysterical subjects; parapsy.

2. Psychic epilepsy.*

psychological (si-ko-loj'ŭ-kal). Relating to psychology; relating to the mind and its processes.

psychologist (si-ko-l'ŭ-jist). One making a special study of, or versed in, psychology.

psychology (si-ko-l'ŭ-jī) [G. *psychē*, mind, + *-logia*.]

The science which deals with the mind and mental processes—consciousness, sensation, ideation, memory, etc. **comparative p.**, the study of instinct and of mental action in the lower animals. **criminal p.**, the study of the mind and its workings in relation to crime. **experimental p.**, the study of mental action by means of various tests and experiments. **genetic p.**, a science dealing with the evolution of mind and the relation to each other of the different types of mental activity. **objective p.**, p. as studied by observation of the mental workings in others than the observer. **subjective p.**, the study of one's own mind and its various modes of action as a basis for psychological deductions.

psychometry (si-kom'ē-trī) [G. *psychē*, mind, + *metron*, measure.] Measurement of the duration and force of mental processes.

psychomotor (si-ko-mo'tor). Relating to the mental origin of muscular movement, to the production of voluntary movements. **p. center**, the part of the cerebral cortex around the central fissure, embracing the centers of voluntary muscular movement, psychocortical center.

psychoneurosis (si-ko-nu-ro'sis) [G. *psychē*, mind, + *neuron*, nerve.] One of a group of minor diseases of the mind which are not actually insanities. **defense p.**, Freud's term for hysteria and various neuroses and psychoses caused by some idea or sensation so painful that the sufferer endeavors to dismiss it from the mind; at times, instead of being absolutely forgotten, the thought sinks down into the subconsciousness and acts as the hidden cause of the psychoneurotic disturbances. **p. maldica**, pellagra.

psychonomy (si-kon'o-mī) [G. *psychē*, mind, + *nomos*, law.] The branch of psychology treating of the laws of mental action.

psychonosema (si-ko-no-se'ma) [G. *psychē*, mind, + *nosema*, a disease.] Any mental disease, psychonosis, psychopathy.

psychonosis (si-kō-no'sis) [G. *psychē*, mind, + *nosos*, disease.] Psychonosema, psychopathy.

psychoparesis (si-ko-par'e-sis) [G. *psychē*, mind, + *pareisis*, weakness.] Mental weakness.

psychopath (si'ko-path). The subject of a psychosis or psychoneurosis; especially one who is of apparently sound mind in the ordinary or extraordinary affairs of life, but who is dominated by some abnormal sexual, criminal, or passionist instinct.

psychopathia (si-ko-path'ŭ-ah) [G. *psychē*, mind, + *pathos*, suffering.] Psychopathy.

psychopathic (si-ko-path'ik). 1. Relating to mental disease. 2. Relating to psychotherapy. 3. A delirious or an insane person. **p. ward**, a ward in a general hospital for the reception and temporary treatment of the insane.

psychopathist (si-kop'ā-thist). Psychiatrist, alienist.

psychopathologist (si-ko-pā-thol'ŭ-jist). A person who devotes special attention to a study of the morbid changes occurring in mental diseases.

psychopathology (si-ko-pā-thol'ŭ-jī) [G. *psychē*, mind, + *pathos*, suffering, + *-logia*.] The pathology of diseases of the mind.

psychopathy (si-kop'ā-thī) [G. *psychē*, mind, +

pathos, suffering.] 1. Psychopathia, psychonosema, psychonosis, psychosis, any disorder of the mind, congenital or acquired. 2. Psychotherapy.

psychophysical (si-ko-fiz'ŭ-kal) [G. *psychē*, mind, + *physikos*, physical.] Relating to the mental perception of physical stimuli.

psychophysics (si-ko-fiz'iks). The science of the relation between mental action and physical phenomena.

psychophysiology (si-ko-fiz-l'ol'ŭ-jī) [G. *psychē*, mind, + *physis*, nature, + *-logia*.] Physiology in relation to the mind and its processes.

psychoplasm (si'ko-plazm) [G. *psychē*, mind, soul, + *plasma*, thing formed.] Archyle,* protyle.

psychoplegia (si-ko-ple'jī-ah) [G. *psychē*, mind, + *plēgē*, stroke.] Mental weakness or dementia of sudden onset.

psychoplegic (si-ko-ple'jik). 1. Relating to psychoplegia. 2. An agent which benumbs mental action.

psychoreaction (si-ko-re-ak'shun). Much*-Holzmänn reaction.

psychorrhagia (si-ko-ra'jī-ah) [G. *psychē*, mind, + *rhēgnymi*, I break forth.] The death agony.

psychosensorial (si-ko-sen-so'rī-al). Psychosensory.

psychosensory (si-ko-sen'so-rī). 1. Noting the mental perception and interpretation of sensory stimuli. 2. Noting an hallucination which the mind by an effort is able to distinguish from an actuality.

psychosis (si-ko'sis) [G. an animating.] 1. Any mental state or condition. 2. A disorder of the mind, insanity. **anxiety p.**, a functional mental disturbance marked by anxiety, restlessness, and depression. **exhaustion p.**, a confusional insanity following a surgical operation, profuse hemorrhage, or other depressing event. **polyneuritic p.**, Korsakoff's* psychosis. **toxic p.**, confusional insanity due to the action of some poison or to autohemiplexia.

psychotechnics (si-ko-tek'niks) [G. *psychē*, mind, + *technē*, art, skill.] The practical application of psychological methods in the study of economics, sociology, and other problems.

psychotherapeutics (si'ko-ther-ā-pu'tiks) [G. *psychē*, soul, spirit, + *therapeuō*, I heal.] Psychotherapy.

psychotherapy (si'ko-ther-ā-pī) [G. *psychē*, soul, spirit, + *therapeia*, healing.] 1. Treatment of disease by means of induced mental processes or suggestion. 2. Treatment of mental disorders, psychiatry.

psychotic (si-kot'ik). Relating to a mental disorder.

psychroalgia (si-kro-al'jī-ah) [G. *psychros*, cold, + *algos*, pain.] A painful sensation of cold.

psychroesthesia, psychroesthesia (si-kro-es-the'sī-ah) [G. *psychros*, cold, + *aisthēsis*, sensation.] 1. The form of sensation which perceives cold. 2. A sensation of cold although the body is warm; a chill.

psychrometer (si-krom'e-ter) [G. *psychros*, cold, + *metron*, measure.] A form of hygrometer, in which the relative humidity of the atmosphere is determined by a comparison of the readings of two thermometers, one of which is a wet-bulb thermometer.

psychrophilic (si-kro-fil'ic) [G. *psychros*, cold, + *phileō*, I love.] Preferring cold; thriving best at a low temperature, said of bacteria developing between the extremes of 0° and 30° C. (32° and 86° F.), with an optimum of 15° to 20° C. (59° to 68° F.).

psychrophobia (si-kro-fō'bi-ah) [G. *psychros*, cold, + *phobos*, fear.] Extreme sensitiveness to cold; a morbid dread of cold.

psychrophore (si'kro-fōr) [G. *psychros*, cold, +

phoros, bearing.] An instrument in the form of a double catheter through which cold water is made to circulate in order to apply cold to the urethra or other canal or cavity.

psychrotherapy (si-kro-ther'ā-pl) [G. *psychros*, cold, + *therapeia*, treatment.] Treatment of disease by the application of cold in any form.

ptarmic (tar'mik) [G. *ptarmikos*, causing to sneeze.] 1. Causing sneezing. 2. An agent which provokes sneezing, a sternutatory.

ptarmus (tar'mus) [G. *ptarmos*, sneezing.] Sneezing.

ptelea (tel'e-ah) [G. *ptelea*, elm.] The bark of *Ptelea trifoliata*, shrubby trefoil, hop-tree, wing-seed; it contains an alkaloid resembling, if not identical with, berberine; employed as a tonic and appetizer in doses of $\text{m}\frac{15}{30}$ (1.0-2.0) of a fluid-extract; employed in eclectic practice as a bitter tonic in disorders of the stomach and intestine, and in asthma with a sense of constriction in the chest, in doses of $\text{m}\frac{1}{20}$ (0.06-1.3) of the specific preparation.

ptelein (tel'e-in). An alcoholic extract of ptelea, tonic in doses of gr. 1-3 (0.06-0.2).

ptella (tel'l-ah). Ptelea.

pterion (te'ri-on) [G. *pteron*, wing.] A craniometric point in the region of the anterolateral, or sphenoid, fontanelle, at the junction of the great wing of the sphenoid, the squamous temporal, the frontal, and the parietal bones.

pternal'gia (ter-nal'ji-ah) [G. *pterna*, heel, + *algos*, pain.] Pain in the heel.

pterygium (ter-ij'ū-um) [G. *pterygion*, dim. of *pteryx*, wing.] 1. A triangular patch of hypertrophied bulbar conjunctiva and subconjunctival tissue, extending usually from the inner canthus to the border of the cornea or beyond, with apex pointing toward the pupil. 2. A forward growth of the eponychium with adherence to the surface of the nail.

pterygoid (ter'ī-goyd) [G. *pteryx* (*pteryg*-), wing, + *eidos*, resemblance.] 1. Wing-shaped, alate; a term applied to various anatomical parts in the neighborhood of the sphenoid bone. 2. False or cicatricial pterygium, pseudopterygium. **p. artery**, see under *arteria*. **p. canal**, Vidian canal, canalis* pterygoideus. **p. chest**, phthinoid* chest. **p. depression**, fovea pterygoidea. **p. fissure**, see under *fissura*. **p. fossa**, see under *fossa*. **p. muscle**, see under *musculus*. **p. nerve**, see under *nervus*. **p. notch**, fissura pterygoidea. **p. pit**, fovea pterygoidea. **p. plates**, lamina lateralis, and lamina medialis. **p. plexus**, see under *plexus*. **p. processes**, processus pterygoideus, and processus pyramidalis. **p. tubercle**, a slight prominence on the posterior surface of the lamina medialis of the sphenoid bone, below and to the inner side of the Vidian canal.

pterygomandibular (ter-l-go-man-dib'u-lar). Relating to the pterygoid process and the mandible. **p. ligament**, raphe pterygomandibularis.

pterygomaxillary (ter-l-go-maks'il-a-ri). Relating to the pterygoid process and the maxilla. **p. fossa**, fossa pterygopalatina. **p. ligament**, raphe pterygomandibularis.

pterygopalatine (ter'ī-go-pal'ā-tin). Relating to the pterygoid process and the palate bone. **p. fossa**, see under *fossa*. **p. groove**, sulcus pterygopalatinus.

pterygospinus (ter-l-go-spi'nus). Noting a process of the pterygoid plate of the sphenoid bone, Civinini's process, processus* pterygospinosus.

pterygophore (ter'e-go-for) [G. *pteryx* (*pteryg*-), wing, + *phoros*, bearing.] One of the cartilag-

inous processes extending into the lateral part of skin constituting the most primitive form of limb; actinophore.

ptilosis (til-o'sis) [G.] Loss of the eyelashes.

ptisan (tiz'an) [G. *ptisanē*.] A decoction or infusion of pleasant taste and little medicinal virtue.

P.T.O. [Ger. *Perlsucht-tuberculin original*.] A tuberculin prepared, in the same way as Koch's tuberculin (T.O.A.), from bovine tubercle bacilli; Klemperer's tuberculin.

ptomaine (to'mah-en) [G. *ptomā*, a corpse, substance, resembling in properties an alkaloid formed during the decomposition of dead animal or vegetable matter; cadaveric alkaloid.

ptomainemia, **ptomainemia** (to'mah-m-e-ni-a) [G. *ptomā*, blood.] A condition resulting from the presence of a ptomaine in the circulating blood.

ptomatine (to'mah-tēn). Ptomaine.

ptomatropine (to-mat'ro-pēn). A ptomaine having poisonous properties similar to those of atropine; found in the tissues of those dead of typhoid fever.

ptosis (to'sis) [G. *ptōsis*, a falling.] 1. A falling or sinking down of any organ. 2. Specific drooping of the upper eyelid, due to a failure of development, to paralysis of the levator palpebrae muscle, to a weighting of the lid by a tumor, to recession of the supporting eyeball. **ptosis pseudoptosis**, blepharochalasis. **morning ptosis**, a functional paralysis of the upper eyelid occurring temporarily in the anemic or neurasthenic. **p. adiposa**, blepharochalasis. **p. sympathetica**, Horner's symptom-complex. **p. visceral**, splanchnoptosis.

ptotic (tot'ik). Relating to or marked by ptosis.

P.T.R. [Ger. *Perlsucht-tuberculin rest*.] A tuberculin prepared, in the same way as Koch's new tuberculin (T.R.), from bovine tubercle bacilli.

ptyalin (ti'al-in) [G. *ptyalon*, saliva.] A diastase enzyme in saliva, which converts starch into maltose.

ptyalinogen (ti-al-in'o-jen) [*ptyalin* + G. *gennan*, produce.] A substance assumed to exist in the secreting cells of the salivary glands in which ptyalin is formed.

ptyalism (ti'al-izm) [G. *ptyalismos*, much spitting.] Salivation, sialism, an excessive secretion of saliva.

ptyalize (ti'al-iz) [G. *ptyalizō*, I spit mucus.] To salivate, to increase the secretion of saliva.

ptyalocoele (ti'al-o-sēl) [G. *ptyalon*, saliva, + *koelē*, tumor.] A salivary cyst; cystic dilatation of a salivary duct. **sublingual p.**, ranula.

ptyalogenic (ti-al-o-jen'ik) [G. *ptyalon*, saliva, + *gennan*, I produce.] Formed from saliva, salivary origin.

ptyalogogue (ti'al'o-gog) [G. *ptyalon*, saliva, + *agōgos*, leading.] 1. Producing a flow of saliva. 2. A salivagogue. 2. An agent which increases the flow of saliva.

ptyalolith (ti'ā-lo-lith) [G. *ptyalon*, saliva, + *lithos*, stone.] A salivary calculus.

ptyalolithiasis. The formation or the presence of a salivary calculus.

ptychodont (ti'ko-dont) [G. *ptychōdōn*, in folds, + *odont*, tooth.] Noting an animal in which the crowns of the molar teeth are folded.

ptyocrinous (ti-ok'ri-nus) [G. *ptyon*, a window, + *krinō*, I separate.] Secreting by diapedesis of the contents of the cell, as in the mucous cells distinguished from diacrinous.

pu'beral. Relating to puberty.

pu'berly [L. *puberitas*; *puber*, grown up.] The age at which the reproductive organs become developed.

13 to 16 years in boys, 12 to 14 in girls; in law the ages of presumptive puberty are 12 years in girls and 14 years in boys.

pubes (pu'bēz) [L. the hair on the genitals.] 1. The mons Veneris, the pubic region. 2. The pubic hairs. 3. Os pubis, the pubic bone; also, as if plural of *pubis*, both pubic bones.

pubescence (pu-bes'ens). The coming to the age of sexual maturity.

pubescent [L. *pubescere*, to be reaching the virile age.] Just coming to the age of puberty.

pubic. Relating to the os pubis. **p. angle**, the angle formed by the crest of the pubis and the symphyseal border. **p. arch**, the arch formed by the diverging descending rami of the p. bones. **p. body**, the portion of the p. bone at the junction of the ascending and descending rami. **p. bone**, os pubis. **p. crest**, the upper edge of the p. body between the tubercle and symphysis. **p. ligaments**, four ligaments at the symphysis; *anterior*, *posterior*, *superior*, and *inferior* or *subpubic* (ligamentum arcuatum pubis). **p. ramus**, one of the two branches of the body of the pubis; the *ascending ramus*, ramus superior [BNA], extending from the body to the point of junction with the ilium; the *descending ramus*, ramus inferior [BNA], passing outward and downward from the body to join the ramus of the ischium. **p. spine**, tuberculum pubicum [BNA]. **p. symphysis**, the immovable joint between the two pubic bones. **p. tubercle**, tuberculum pubicum.

pubiotomy [L. *pubes* + G. *tomē*, a cutting.] Hebotomy.

pubis. 1. Os pubis. 2. [BNA] One of the pubic hairs, the hair of the pubic region just above the external genitals.

pubocapsular. Relating to the pubis and the capsule of the hipjoint, noting the *ligamentum pubocapsulare* passing from the superior ramus of the pubis to the capsule of the hip-joint.

pubococcygeal (pu-bo-kok-sij'e-al). Relating to the pubis and the coccyx, noting a muscle, musculus* pubococcygeus.

pubofemoral. Relating to the os pubis and the femur, noting a ligament, ligamentum pubocapsulare, passing from the superior ramus of the pubis to the capsule of the hip-joint.

puboprosthetic. Relating to the pubic bone and the prostate gland, noting the *p. ligament* passing from either side of the symphysis pubis to the neck of the bladder over the anterior surface of the prostate.

pubothighal. Relating to the os pubis and the tibia, noting the short adductor muscle of the leg.

pubovesical. Relating to the pubic bone and the bladder. **p. ligament**, puboprosthetic* ligament. **p. muscle**, see under *musculus*.

pudenda. Plural of *pudendum*.

pudendal. Relating to the pudenda, pudic.

pudendum, pl. *pudenda* [L. *pudere*, to be ashamed.] The external genitals, especially the female genitals, the vulva. Used also in the plural. **p. mulieb're** [BNA], vulva, the external genital organs of the female, the rima pudendi and the labia majora bounding it.

pudic [L. *pudicus*, modest.] Pudendal.

puericulture (pu-er'kul-chur) [L. *puer*, boy, child, + *cultura*, culture.] 1. The care and training of children. 2. The antenatal care of the child by attention to the hygiene, mental and physical, of the pregnant woman.

puerile (pu'ē-ril). Relating to a child, childish, childlike. **p. respira'tion**, the type of respiration

as heard in auscultation of children, possessing less of the vesicular character of the adult respiratory sound.

puerpera (pu-ur'pē-rah) [L. *puer*, child, + *parere*, to bring forth.] A parturient woman, one who is giving, or has recently given, birth to a child.

puerperal (pu-ur'pē-ral). Relating to childbirth. **p. convulsions**, **p. eclampsia**, convulsions, usually uremic in character, occurring in a parturient woman. **p. fever**, septicemia occurring after childbirth. **p. insan'ity**, mania or other mental disorder occurring during the puerperal period. **p. pe'riod**, the first week or ten days following childbirth. **p. sepsis**, **p. septicemia**, **p. fever**. **p. state**, puerperium. **p. woman**, puerpera.

puerperalism (pu-ur'pē-ral-izm). Any disorder consequent upon childbirth.

puerperant. 1. Relating to the puerperium, puerperal. 2. A puerpera.

puerperium (pu-ur'pē-ri-um) [L.] The puerperal state, the period from the termination of labor to complete involution of the uterus.

puerperous (pu-ur'pē-rus). Puerperal.

puff. A whiff, a short blowing sound heard on auscultation. **veiled p.**, a faint pulmonary murmur, simulating the muffled flapping of a cloth in the wind.

puff-ball. Lycoperdon.

pugill'us [L.] A handful, a rough measure of quantity sometimes used in directions for making an infusion or decoction of an innocuous drug.

puke-weed. Lobelia.

Pu'lex [L. flea.] A genus of insects, of the family *Pulicida*. **P. cheopis** (ke'o-pis), the rat flea, believed to be the active agent in the dissemination of plague. **P. fascia'tus**, the rat flea which may also attack man. **P. irr'itans**, the common flea which infests man. **P. pal'lipes**, a flea found on rats and occasionally attacking man. **P. pen'etrans**, *Sarcophylla penetrans*, jigger. **P. serrat'iceps**, the dog flea, infesting dogs and cats, and often man.

Puller Springs, Montana. Two springs, 95° F. and 105° F. Used by drinking in rheumatism and related affections.

Pullna, Bohemia. Saline "bitter" waters. Used by drinking in chronic constipation, affections of the liver and intestines, gallstones, bladder complaints, nervous disorders, obesity, headache, eye diseases, gastritis, gout, rheumatism, and eczema.

pullulate (pul'u-lāt) [L. *pullulare*, to sprout forth.] To germinate.

pullulation (pul-u-la'shun). The act of germinating.

pul'mo, gen. *pulmo'nis*, pl. *pulmo'nes* [L.] Lung.

pulmoaortic (pul'mo-a-or'tik). Relating to the pulmonary artery and the aorta.

pulmonometer [L. *pulmo*, lung, + G. *metron*, measure.] Pneumatometer, spirometer.

pulmom'etry. Spirometry, pneumatometry, the measurement of the respiratory capacity of the lungs.

pul'monary. Relating to the lungs, to the pulmonary artery, or to the aperture leading from the right ventricle into the pulmonary artery. **p. a'rea**, the region of the chest at the second left intercostal space, where sounds produced at the pulmonary orifice of the right ventricle are heard most distinctly. **p. incom'petency**, **p. insuffi'ency**, deficient closure of the p. valve. **p. steno'sis**, narrowing of the opening into the p. artery from the right ventricle.

pulmonect'omy [L. *pulmo* (pulmon-), lung, + G. *ektomē*, excision.] Pneumonectomy.

pulmon'ic. 1. Pulmonary. 2. A sufferer from disease of the lungs. 3. A remedy for diseases of the lungs.

pul'monin. Trade name of an extract from the lungs of calves, recommended in diseases of the respiratory organs.

pulmonitis (pul-mo-ni'(ne')tis) [G. *pulmo* (pulmon-), lung, + G. *-itis*.] Pneumonitis.

pul'motor. An apparatus for supplying oxygen to the lungs and inducing artificial respiration in cases of asphyxiation by illuminating gas, drowning, etc.; oxygen under pressure is forced into the lungs and when the lungs are distended the action is automatically reversed and air is sucked out of the chest; the process is continued until natural respiration is established.

pulp [L. *pulpa*, flesh.] 1. A soft moist coherent solid. 2. The vascular tissue in the center of a tooth. 3. Chyme. **dental p.**, pulp (2). **dig'ital p.**, p. of the finger. **mum'mified p.**, dental p. in a state of dry gangrene. **p. of the finger**, the fleshy mass at the extremity of the finger. **splenic p.**, the soft substance of the spleen. **vertebral p.**, the soft substance forming the central portion of an intervertebral disc.

pul'par. Relating to pulp, in any sense. **p. cell**, see under *cell*.

pulpa'tion. The act of reducing to a pulpy state.

pulp-cav'ity. The central portion of a tooth filled with a vascular tissue.

pulpifac'tion. The act of reducing to a pulpy condition, pulputation.

pul'piform [L. *pulpa*, pulp, + *forma*, form.] Resembling pulp, pulpy.

pul'pify. To reduce to a pulpy state.

pulpitis (pul-pi'(pe')tis) [L. *pulpa*, pulp, + G. *-itis*.] Inflammation of the pulp of a tooth, odontitis.

pulp-nod'ule. A nodule of dentine projecting into or lying free in the pulp cavity of a tooth.

pulp-stone. Pulp-nodule.

pul'py. In the condition of a soft moist solid, pulpiform.

pulque (pool'ka) [Sp.] A fermented drink from the juice of *Agave americana*; diuretic.

pul'sate [L. *pulsare*, to beat.] To throb or beat rhythmically, said of the heart or an artery.

pulsatile (pul'sä-til) [L. *pulsare*, to beat.] Throbbing, beating.

pulsatilla [L. dim. of *pulsatus*, beaten.] Pasque flower, Easter flower, the herb *Anemone pulsatilla* and *A. pratensis*, collected soon after flowering. It has been employed in gonorrhea, rheumatism, and syphilis in doses of gr. 2-5 (0.13-0.3).

pulsa'tion. A throbbing or rhythmical beating, as of the pulse or the heart.

pulse [L. *pulsus*, stroke.] The rhythmical dilatation of an artery, produced by the increased volume of blood thrown into the vessel by the contraction of the heart. A pulse may also at times occur in a vein or a vascular organ, as the liver. **anacrot'ic p.**, **anadicrot'ic p.**, see under *pulsus*. **bigem'inial p.**, **pulsus bigeminus**. **bul-bar p.**, Bamberger's p., a jugular p. supposed to indicate tricuspid insufficiency. **cannon-ball p.**, water-hammer p. **cap'illary p.**, the alternate rhythmical reddening and blanching of a capillary area, well seen under the nails; it is one of the signs of aortic insufficiency. **catacrot'ic p.**, **cata-dicrot'ic p.**, see under *pulsus*. **convul'sive p.**, one unequal in rhythm and force. **cordy p.**, tense p. **dicrot'ic p.**, **pulsus dicrotus**. **entop'tic p.**, an intermittent phase synchronous with the pulse. **filiform p.**, thready p. **gas'eous p.**, a soft, full, but feeble p. **gutt'ural p.**, a pulsation felt in the

throat. **hard p.**, one which strikes forcibly against the tip of the finger and is with difficulty compressed. **long p.**, one in which the impact is felt longer than usual. **monocrot'ic p.**, **pulsus monocrotus**. **mouse-tail p.**, **pulsus myurus**. **movable p.**, the lateral movement of a strongly pulsating tortuous artery. **nail p.**, a capillary p. seen through the nail. **paradoxical p.**, Kussmaul's p., **pulsus paradoxus**. **plena p.**, water-hammer p. **p. pres'sure**, the variation in blood pressure occurring in an artery during the cardiac cycle; it is the difference between the systolic or maximum and diastolic or minimum pressures and varies normally between 25 and 100 mm. of mercury. **p. wave**, the progressive expansion of the arteries from the aorta to the capillaries, occurring with each contraction of the left ventricle of the heart. **soft p.**, one which is readily extinguished by pressure with the finger. **strong p.**, a hard full pulse but without very wide excursions, resembling the vibration of a telegraph cord. **thready p.**, a small fine p., feeling like a small cord or thread under the finger. **tri-hammer p.**, water-hammer p. **undulating p.**, **pulsus undulosus**. **venous p.**, a pulsation movement occurring in the veins, especially in the internal jugular. **water-hammer p.**, **Corrigans p.**, one with forcible impulse but immediate collapse, characteristic of aortic incompetence. **wiry p.**, a small, fine, incompressible p.

pulsell'um [L. dim. of *pulsus*, a stroking.] A capillum constituting the organ of locomotion in certain protozoan organisms.

pulsim'eter, pulsom'eter [L. *pulsus*, pulse, + G. *metron*, measure.] An instrument for measuring the force and rapidity of the pulse.

pul'sus [L. a stroke.] Pulse. **p. abdomina'lis**, soft, compressible, but usually regular pulse occurring in certain abdominal disorders. **p. alternans**, a variation in size or force of the alternate pulse beats, the rhythm being unaltered. **p. anacrotus**, a pulse, in the ascending limb of the tracing, in which there is a notch indicating a momentary recoil of the wave. **p. anadicrotus**, one, in the descending limb of the tracing of which there are two notches. **p. bigem'inus**, a pulse in which every second beat is an extra-systole occurring anterior to the preceding than to the succeeding normal beat. **p. bisfer'iens**, one in which the systole is marked by a double beat, the second being stronger than the first. **p. cap'riscans** [L. capring], a bounding leaping pulse, irregular in force and rhythm. **p. catacrotus**, a pulse in which there is an upward notch interrupting the descending limb of the sphygmogram. **p. catadicrotus**, a p. catacrotus in which there are two interrupting upward notches. **p. celsus**, a rapid pulse. **p. celer'rimus**, water-hammer pulse. **p. cordis**, the apex beat of the heart. **p. debilis**, a weak pulse. **p. diff'rens**, a condition in which the pulses in the two radial arteries differ in strength. **p. dicrotus**, a pulse in which the systole is marked by a double beat, the second being weaker than the first. **p. duplex**, p. dicrotus. **p. durus**, a hard incompressible pulse. **p. filiformis**, a thready pulse. **p. flu'ens**, undulating pulse. **p. undulosus**. **p. formicans** [L. *formica*, ant], formicant p., a very small, nearly imperceptible pulse, the impression it gives to the finger being compared to formication. **p. fortis**, a full strong pulse. **p. frequens**, a rapid pulse. **p. heterochron'icus**, an arrhythmic pulse. **p. inaequa'lis**, a pulse irregular in

rhythm and force. *p. infrequens*, a slow pulse. *p. intercurrentis*, an intermittent pulse. *p. intercurrentis*, an occasional strong dirotic pulse-wave giving the impression of an intercurrent ventricular contraction. *p. magnus*, a large full pulse. *p. mollis*, a soft easily compressible pulse. *p. monocrotus*, a pulse without any perceptible dirotism. *p. myurus* [G. *mys*, mouse, + *ouros*, tail], a pulse marked by a wave, the apex of which is reached suddenly and which then subsides very gradually. *p. oppresus*, a pulse which seems to be pushed against the walls of a contracted artery. *p. paradoxus*, Kussmaul's *p.*, one which becomes weaker or disappears during deep inspiration, occurring in cases of adherent pericardium. *p. parvus*, a small pulse. *p. rarus*, *p. tardus*, *p. respiratio'ne intermit'tens*, *p. paradoxus*. *p. tardus*, a slow pulse. *p. tremulus*, a feeble fluttering pulse. *p. trigeminus*, one in which there is a longer or shorter interval after each three beats, owing to the fact that the third beat is an extra-systole. *p. undulosus*, a toneless pulse in which there is a succession of waves without character or force. *p. vacuus*, a very weak pulse hardly distending the arterial wall. *p. venosus*, a venous pulse.

pul'taceus [G. *pollos*, porridge]. Macerated, pulpy, pap-like.

pulv. Abbreviation of *L. pulvis*, powder.

pulverization. Reduction to powder.

pulverize [*L. pulverare.*] To reduce to a powder.

pulverulent. In a state of powder, powdery, dusty.

pulvinar [*L.* pillow.] The posterior extremity of the thalamus which forms a cushion-like prominence overhanging the brachia of the corpora quadrigemina.

pulvinate [*L. pulvinus*, cushion.] Raised or convex, noting a form of surface elevation of a bacterial culture; see cut under *culture*, A, 4.

pulvis, gen. *pulveris*, pl. *pulveres* [*L.*] Powder, a pharmacopoeial preparation consisting of a drug or a combination of drugs in powdered form. When the active drug is small in bulk it is generally diluted with some more or less inert substance, such as aromatic powder, licorice root, sugar of milk, cane sugar, starch, acacia, etc.

p. acaciae compos'itus (N.F.), compound powder of acacia, *p. gummosus* (P.G.); acacia 50, licorice 34, sugar 16.

p. acetanilidi compos'itus (U.S.), compound acetanilide powder; acetanilide 70, caffeine 10, sodium bicarbonate 20; dose, gr. 2-10 (0.13-0.6).

p. aloes et canel'ae (N.F.), powder of aloes and canella, *hiera picra*, *hikry-pikry*; purified aloes 80, canella 20; laxative and emmenagogue in dose of gr. 15 (1.0).

p. amygdalae compos'itus (Br.), compound powder of almonds; sweet almonds 8, powdered sugar 4, powdered gum acacia 1; employed to make the official mixture by mixing with 8 parts of water.

p. amygdalae compos'itus (N.F.), compound powder of almond; sweet almond 60, sugar 30, powdered acacia 10; used to prepare milk of almond, emulsion amygdalae (U.S.), by titrating 10 gm. of the powder in water to make 100 c.c.

p. anisi compos'itus, compound anise powder, *p. rubi et magnesia anisatus* (N.F.).

p. anticatarrhalis (N.F.), anticatarrh powder, catarrh snuff; bismuth subnitrate 75, powdered acacia 25, morphine hydrochloride 0.41; for insufflation in coryza.

p. antimonialis (Br.), antimonial powder, James' powder; oxide of antimony 1, calcium phosphate 2; diaphoretic in doses of gr. 2-8 (0.13-0.5).

p. antisepticus (N.F.), antiseptic powder; eucalyptol, menthol, phenol, and thymol each 0.1, salicylic acid 0.5, zinc sulphate 12.5, boric acid 86.6; employed as

a dusting powder, or as a lotion in 5 per cent. solution.

p. aromaticus (U.S.), aromatic powder, *p. cinnamomi compositus* (Br.), compound powder of cinnamon; Saigon cinnamon 35, ginger 35, cardamom 15, nutmeg 15; dose as a carminative, gr. 5-15 (0.3-1.0).

p. buteae sem'inum (B.A.), powder of butea seeds, made from the dried kernel; anthelmintic in doses of gr. 10-20 (0.6-1.3).

p. catechu compos'itus (Br., N.F.), compound powder of catechu; catechu 4, kino and rhatany of each 2, cinnamon and nutmeg of each 1; dose, gr. 10-60 (0.6-4.0) in diarrheas.

p. cathart'icus, cathartic powder, *p. jalape compos'itus*.

p. cinnamo'mi compos'itus (Br.), compound powder of cinnamon, resembles *pulvis aromaticus* (U.S.); made of equal parts of finely powdered cinnamon, ginger, and cardamom; dose, gr. 10-30 (0.6-2.0).

p. cre'tae aromaticus (Br., N.F.), aromatic chalk powder; cinnamon 8, saffron and nutmeg each 6, cloves 3, cardamom 2, prepared chalk 23, sugar 52; employed as an antacid and in diarrheas in dose of gr. 30 (2.0).

p. cre'tae aromaticus cum op'io (Br., N.F.), aromatic powder of chalk and opium; aromatic powder of chalk 39, powdered opium 1; dose, gr. 10-20 (0.6-1.3).

p. cre'tae compos'itus (U.S.), compound chalk powder; prepared chalk 30, acacia 20, sugar 50; dose, gr. 20-60 (1.3-4.0).

p. digest'ivus, digestive powder, *p. pepsini compos'itus* (N.F.).

p. efferves'cens, pl. *pul'veres effervescent'es*, effervescent powder; the N.F. contains directions for the manufacture of two kinds, viz., fine powders and granular powders; the *fine powder* is made with the medicinal agent 50 parts, saccharated sodium bicarbonate (N.F.) and saccharated tartaric acid (N.F.) each 475 parts; the *granular powder* is made with the medicinal agent 50 parts, saccharated sodium bicarbonate (N.F.) 475 parts, saccharated tartaric acid (N.F.) and saccharated citric acid (N.F.) each 237½ parts.

p. efferves'cens compos'itus (U.S.), compound effervescent powder, *p. sodae tartaratae effervescens* (Br.), Seidlitz powder; sodium bicarbonate 31, potassium and sodium tartrate 93, divide into 12 powders and enclose in blue paper; tartaric acid 27, divide into 12 powders and enclose in white paper; the two are dissolved separately, the solutions being then mixed and drunk while effervescing.

p. elaterini compos'itus (Br.), compound powder of elaterin; elaterin 5, sugar of milk 195; same as trituration of elaterin (U.S.), but only one-fourth the strength; dose, gr. ¼-5 (0.03-0.3).

p. ferri et quin'inae citra'tis efferves'cens (N.F.), effervescent powder of citrate of iron and quinine; chalybeate tonic in dose of a heaping teaspoonful, gr. 90 (6.0).

p. ferri phosphat'is efferves'cens (N.F.), effervescent powder of ferric phosphate; chalybeate in dose of a heaping teaspoonful, gr. 90 (6.0).

p. glycyrrhizae compos'itus (U.S., Br.), compound powder of licorice; senna 180, licorice 236, washed sulphur 80, oil of fennel 4, sugar 500 (U.S.); senna 2, licorice 2, fennel 1, washed sulphur 1, sugar 6 (Br.); laxative in doses of 3½-2 (2.0-8.0).

p. gummo'sus, gum powder, mucilaginous powder, official in the German Pharmacopoeia; acacia 50, licorice-root 30, sugar 20; employed in making mixtures and as an excipient for pills; *p. acaciae compos'itus* (N.F.).

p. hydrargyri chlo'ridi m'ltis et jala'pae (N.F.), powder of calomel and jalap; calomel 34, jalap 66; hydragogue cathartic in doses of gr. 10-15 (0.6-1.0).

p. insecticid'us, insect powder, pyrethri⁹ flores.

p. iodoformi compos'itus (N.F.), compound iodoform powder, naphthalin iodoform; iodoform 20, boric acid 30, naphthalene 50, oil of bergamot 2½; antiseptic.

p. ipecacuan'hæ compos'itus (Br.), *p. ipecacuan'hæ et op'ii* (U.S.), compound ipecac powder, powder of ipecac and opium, Dover's powder; ipecac 10, opium 10, sugar of milk 80 (U.S.); ipecac 10, opium 10, potassium sulphate 80 (Br.); anodyne in doses of gr. 3-5 (0.2-0.3) and diaphoretic in doses of gr. 10-15 (0.6-1.0).

p. jalapæ compos'itus (U.S., Br.), compound powder of jalap, *p. catharticus*, *p. purgans*; jalap 35, potassium bitartrate 65 (U.S.); jalap 5, acid potassium tartrate 9, ginger 1 (Br.); dose, gr. 10-30 (0.6-2.0).

p. kaladanae compos'itus (B.A.), compound powder of kaladana; kaladana 5, acid potassium tartrate 9, ginger 1; resembles *p. jalapæ compos'itus*; dose, gr. 20-60 (1.3-4.0).

p. ki'no compos'itus (Br., N.F.), compound powder of kino; kino 75, opium 5, cinnamon 20; astringent and anodyne in doses of gr. 5-20 (0.3-1.3).

p. morphi'næ compos'itus (U.S.), compound powder of morphine, Tully's powder; morphine sulphate 1, camphor 32, licorice 33, precipitated chalk 33.55 alcohol q.s.; dose, gr. 5-10 (0.3-0.6).

p. myr'i'cæ compos'itus (N.F.), compound powder of bayberry, composition powder; bark of bayberry root 60, ginger 30, capsicum and clove each 5; carminative in doses of gr. 10-20 (0.6-1.3).

p. o'pii compos'itus (Br.), compound powder of opium; opium 3, black pepper 4, ginger 10, caraway 12, tragacanth 1; dose, gr. 2-5 (0.13-0.3).

p. pancreat'icus compos'itus (N.F.), compound pancreatic powder, peptonizing powder; pancreatin (U.S.) 20, sodium bicarbonate 80; digestive; 25 grains will peptonize 1 pint of milk.

p. pepsi'ni compos'itus (N.F.), compound pepsin powder, *p. digestivus*; saccharated pepsin and pancreatin each 15, diastase and lactic acid each 1, hydrochloric acid 2, sugar of milk to make 100; digestive in doses of gr. 10-20 (0.6-1.3).

p. potas'sii brom'idii efferves'cens (N.F.), effervescent powder of potassium bromide; potassium bromide mixed with saccharated sodium bicarbonate and saccharated tartaric acid; dose heaping teaspoonful, gr. 90 (6.0), representing gr. 10 (0.6) of potassium bromide.

p. potas'sii brom'idii efferves'cens cum caffei'na (N.F.), effervescent powder of potassium bromide with caffeine; potassium bromide and caffeine with saccharated sodium bicarbonate and saccharated tartaric acid; dose, heaping teaspoonful, gr. 90 (6.0) containing potassium bromide gr. 10 (0.6) and caffeine gr. 1 (0.06).

p. pro lac'te humanis'a'to (N.F.), powder for humanized milk; compound pancreatic powder 3.5, sugar of milk 96.5; used to prepare lac^a humanisatum.

p. pur'gana, purgative powder, *p. jalapæ compos'itus*. *p. rhe'i compos'itus* (U.S., Br.), compound powder of rhubarb, Gregory's powder; rhubarb 25, magnesium oxide 65, ginger 10 (U.S.); rhubarb 2, light magnesia 6, ginger 1 (Br.); dose, gr. 10-30 (0.6-2.0).

p. rhe'i et magne'siæ anis'a'tus (N.F.), anisated powder of rhubarb and magnesia, compound anise powder; rhubarb 3.5, heavy calcined magnesia 6.5, oil of anise 0.8; antacid and laxative for infants in dose of gr. 5 (0.3).

p. sa'lis caroli'ni fact'i'til efferves'cens (N.F.), effervescent artificial Carlsbad salt; sal carolinum factitium (N.F.) mixed with saccharated sodium carbonate and saccharated tartaric acid; a heaping teaspoonful, gr. 90 (6.0), in a glass of water, 36 (200.0), represents a glass of Carlsbad (Sprudel) salt.

p. sa'lis kissingen'sis fact'i'til efferves'cens (N.F.), effervescent artificial Kissingen salt; sal kissingens-factitium (N.F.) mixed with saccharated sodium carbonate and saccharated tartaric acid; a heaping teaspoonful, gr. 90 (6.0), in a glass of water, 36 (200.0), represents a glass of Kissingen (Rakoczy) water.

p. sa'lis vichy'ni fact'i'til efferves'cens (N.F.), effervescent artificial Vichy salt; sal vichyanum factitium (N.F.) mixed with saccharated sodium carbonate and saccharated tartaric acid; a heaping teaspoonful, gr. 90 (6.0), in a glass of water, 36 (200.0), represents a glass of Vichy (Grande Grille) water.

p. sa'lis vichy'ni fact'i'til efferves'cens cum lith'io (N.F.), effervescent artificial Vichy salt with lithium; same as the preceding with the addition of lithium citrate gr. 5 (0.3) in each dose.

p. scammoni compos'itus (Br.), compound powder of scammony; resin of scammony 4, jalap 3, ginger 1; dose, gr. 10-20 (0.6-1.3).

p. tal'ci salicyla'tus (N.F.), salicylated talcum powder; salicylic acid 3, boric acid 10, talc 87; antiseptic dusting powder.

p. tragacanthæ compos'itus (Br.), compound powder of tragacanth; tragacanth, acacm, starch of each 1, sugar 3; employed as an excipient for pills and for making mixtures.

pump. An apparatus for forcing a fluid, either gas or liquid, from or to any part. **breast p.**, a suction instrument for withdrawing milk from the breast. **dental p.**, a contrivance for preventing an accumulation of saliva in the mouth during operations on the teeth. **stomach p.**, an apparatus for removing the contents of the stomach by means of suction.

pumpkin-seed. Pepo.

punct'a. Plural of *punctum*.

punctate [L. *punctatus*, to dot.] Marked with points or dots differentiated from the surrounding surface by color, elevation, or texture.

punct'io. The act of pricking or dotting.

punctum, gen. *puncti* pl. *puncta* [L.] A point; the tip of a sharp process; a minute round spot differing in color or otherwise in appearance from the surrounding tissues. *p. cæcum*, the blind spot on the retina where the optic nerve enters the eyeball. *p. dolorosum*, painful point. *p. Vallei'x's *poinis*. *p. lacrima'le*, lacrymal; pertaining to or opening, the minute circular opening of the lacrymal duct, on the margin of each eye near the inner commissure. *p. luteum*, macula lutea. *p. nasale infer'ius*, rhinion. *p. proximum*, near point. *p. remotum*, far point. *p. vasculo'sum*, one of the minute dots seen on the surface of the brain, due to small drops of blood in cut extremities of the arteries. *p. vasculum*, circumscribed expansion of the blood-vessel which is the primitive heart in the embryo.

punctu'ra [L.] Puncture. *p. explorato'ria*, exploratory puncture.

punctura'tio. The act of puncturing.

puncture (punk'chür) [L. *punctura*; *pungere*, to prick.] 1. To make a hole with a small pointed object, such as a needle. 2. A prick or small hole made with a pointed instrument. **diabolo'p.** Bernard's p., a puncture at a point in the floor of the fourth ventricle of the brain, which is followed by glycosuria. **exploratory p.**, a puncture into a cavity or tumor with a hollow needle to determine the presence or absence of fluid or gas, and its nature, if present. **lumbar p.**, *Cornu'g's* Quincke's p., insertion of a hollow needle through the spinal membranes between the third and fourth lumbar vertebrae in order to withdraw cerebrospinal fluid from the subarachnoid space. **spinal p.**, lumbar p.

punctured. Pierced, pricked. *p. wound*, a wound made with a sharp-pointed cylindrical object.

pungent (pun'jent) [L. *pungens*, to penetrate.] Sharp, acrid; said of the taste or odor of a substance.

pun'ica. Granatum.

pun'icin. Granatin, mannite from the bark of the pomegranate.

pun'ice. Pelletierine, one of four alkaloids (*punicine*, *isopunicine*, *methylpunicine*, or *pseudopunicine*) from the bark of the pomegranate (see *granatum*), a mixture of the tannins of which constitutes the official pelletierine.

pupa [L. a doll.] A stage in the development of an insect between the larva and the imago, when quiescent, as in the moth, the pupa is sometimes called *chrysalis*; when active, as in the mayfly, it is called *nymph*. **pup'la** [L. *pupilla*, dim. of *pupa*, a girl or doll.] A circular orifice in the center of the iris of the eye.

which the light rays enter the eye. **Ar'gyll-Rob'ertson p.**, one in which the accommodation reflex persists while the light reflex is lost. **artif'cial p.**, an opening made by excision of a portion of the iris in order to improve the vision in cases of central opacity of the cornea or lens, etc. **cat's-eye p.**, a distorted pupil elongated in the vertical axis. **exclu'sion of the p.**, the condition resulting from posterior annular synechia, in which the iris is bound down throughout the entire pupillary margin, but the pupil is not occluded. **key'hole p.**, a p. with an artificial coloboma on one side of the pupillary margin. **pinhole p.**, an extremely contracted pupil. **stiff p.**, Argyll-Robertson p.

absence, acorea, atretopsia, contraction, miosis, myosis, corephthisis, coreclisis, stenocoriasis, stnocroria dilatation, corediastasis, corectasis, mydriasis, platy-coria, double, diplocoria, equality in size of the two, isocoria, examination, pupilloscopy, coroscopy, imperforation, atretopsia, inequality in size of the two, anisocoria, instrument for measuring, coreometer, pupillometer, irregularity in shape, dyscoria, coremetamorphosis, making an artificial, see under iris, malposition, corectopia, measurement of, coreometry, pupillometry, multiple, polycoria, obliteration, coreclisis, synesis pupillae.

pupil'la [L.] Pupil of the eye, the circular opening in the center of the iris.

pup'illary, pu'pillary. Relating to the pupil.

pupillom'eter [L. *pupilla*, pupil, + G. *metron*, measure.] Corometer, coreometer.

pupillos'copy [L. *pupilla*, pupil, + *skopeō*, I view.] Coroscopy, skiascopy.*

pu'pillostatom'eter [L. *pupilla*, pupil, + G. *statos*, placed, + *metron*, measure.] An instrument for measuring the distance between the centers of the pupils.

pu'ral. Trade name of a mixture of menthol, phenol, benzoic acid, and charcoal, used for fumigation.

Pur'dy's meth'od [Charles Wesley Purdy, American physician, 1846-1901.] Determination of the amounts of chlorides, sulphates, and other salts, and of albumin in the urine by centrifugation. **P.'s solu'tion**, a modified Fehling's solution, consisting of copper sulphate 4.752, potassium hydrate 23.5, stronger ammonia water 350, glycerin 38, distilled water to make 1000.

pure [L. *purus*.] Unadulterated, free from admixture with any extraneous matter.

purgatin, pur'gator. Anthrapurpurin diacetate; a yellow, tasteless powder, insoluble in water; purgative in doses of gr. 8-30 (0.5-2.0).

purga'tion. A purging, causing an evacuation of the bowels by cathartics, catharsis.

purgative. Cathartic.

purge (purj) [L. *purgare*, to cleanse.] 1. To cause a copious evacuation of the bowels 2 A cathartic remedy.

purgen [Lat. *purgare*, to purge.] Proprietary name of a preparation of phenolphthalein, employed as a laxative in doses of 1 to 5 grains (0.06 to 0.33).

purging (pur'jing). Causing a free evacuation of the bowels. **p. agar'ic**, agaricus. **p. buckthorn**, rhamnus cathartica. **p. cassia**, cassia fistula. **p. nut**, curcas purgans. **p. root**, the root of *Euphorbia* corollata*, a tree of eastern North America.

pu'rtorm [L. *pus* (pur-), pus, + *forma*, form.] Resembling-pus.

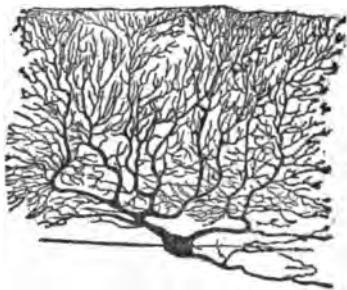
pu'rin ba'ses, pu'rin bod'ies [L. *pus* (pur-), pus.] Alloxur bases, xanthin* bases.

purine'mia, purinæ'mia [purin + G. *haima*, blood.] The presence of purin or xanthin bases in the blood.

purine'mic. Relating to or suffering from purinemia.

purinom'eter [purin + G. *metron*, measure.] A device for determining the amount of purin or xanthin bases in the urine.

Purkinje's cells or **cor'puscles** (poor-kin'yeh) [Johannes Evangelista von Purkinje, Bohemian anatomist, 1787-1869.] Large piriform nerve-cells, with many branches, between the molecular and granular layers of the cerebellar cortex. **P.'s fi'bers**, interlacing fibers formed of large muscle-cells with central granulated protoplasm, containing one or two nuclei and a transversely striated peripheral portion; they are found beneath the endocardium in the heart-muscle of the young child. **P.'s figures**, shadows of the retinal vessels, seen as dark lines on a yellowish field when a candle is held to the side of the eye in a dark room. **P.'s im'ages**, three reflections of an image, noted by one looking at the pupil of another person, formed by the anterior surface of the cornea and the two surfaces of the crystalline lens; the first two are upright and virtual images, that from the posterior surface of the crystalline is inverted and real; called also *Purkinje-Sanson mirror images*. **P.'s net'work**, the network formed by P.'s fibers beneath the endocardium.



PURKINJE CELL.

P.'s phenom'enon, a blue object which, in a strong light, seems of equal brightness with a red one, appears to be brighter than the red one when the light is dimmer. **P.'s ves'icle**, the nucleus of the mammalian ovum.

Purkinje-Sanson images. Purkinje images.

Pur'mann's meth'od [Matthaeus Gottfried Purmann, German surgeon, 1648-1721.] Treatment of aneurysm by extirpation of the sac.

purohepatitis (pu'ro-hep-â-ti'(te)'tis). Suppurative inflammation of the liver, hepatic abscess.

puromu'cous. Mucopurulent, containing both pus and mucus.

purple (pur'pl) [L. *purpura*.] A color formed by a mixture of blue and red. **vis'ual p.**, rhodopsin.

purpura (pur'pu-rah) [L. from G. *porphyreos*, purple.] An affection characterized by hemorrhage into the skin, the color being at first red, becoming gradually darker, then purple, fading to a brownish yellow, and finally, in the course of two or three weeks, disappearing; it may result in a permanent pigmentation; extravasations occur also into the mucous membranes and internal organs. **Hen'-och's p.**, an infectious disease of childhood, similar to p. rheumatica; see *Henoch*. **malig'nant p.**, cerebrospinal fever. **p. angioneurot'ica**, a disease marked by angioneurotic edema, petechiae, and hyperesthesia of the skin and gastric mucous membrane, the latter expressed in the form of gastric crises. **p. bullo'sa**, pemphigus hæmor-

rhagicus. **p. fulminans**, a severe and rapidly fatal form of *p. hæmorrhagica*, occurring especially in children; Henoch's* *p. p. hæmorrhagica*, land scurvy, morbus maculosus Werlhoffii; a disease, probably infectious, characterized by extensive ecchymoses, hemorrhages from the mucous membranes, and prostration of a typhoidal nature; it lasts from a few weeks to several months, and may terminate fatally. **p. iodica**, iodic *p.*, an eruption of discrete miliary petechiæ, usually confined to the lower extremities, appearing in rare instances during the administration of any of the iodides. **p. nau'tica**, *p. scorbutica*. **p. nervosa**, Henoch's* *p. p. papillo'sa*, lichen lividus. **p. pulicans**, *p. pulico'sa*, petechiæ caused by the bites of insects and animal parasites. **p. rheumat'ica**, peliosis rheumatica, Schönlein's disease; *p.* associated with erythema multiforme, occurring with acute rheumatic arthritis. **p. scorbu'tica**, scorbutus, scurvy. **p. sen'ilis**, the occurrence of petechiæ and ecchymoses on the legs in aged and debilitated subjects. **p. sim'plex**, a hemorrhagic eruption in the form of petechiæ or larger ecchymoses, usually unaccompanied by constitutional symptoms. **p. symptomat'ica**, a petechial eruption in scarlet fever and other exanthemata. **p. urti'cana**, *p. simplex* accompanied by an urticarial eruption.

purpu'ric. Relating to or affected with purpura.

purpuriferous [*L. purpura*, a purple dye, + *ferre*, to bear.] Forming a purple pigment; forming the visual purple.

purpurigenous (*pur-pu-rij'en-us*) [*L. purpura*, a purple dye, + *G. gennao*, I produce.] Purpuriferous.

purpurin. 1. Uroerythrin. 2. A violet stain derived from madder.

purpurinuria [*purpurin* + *G. ouron*, urine.] Porphyria, the excretion of purpurin, or uroerythrin, in the urine.

purpurip'arous [*L. purpura*, a purple dye, + *parere*, to bring forth.] Purpuriferous.

purr. A low vibratory murmur, like the sound of contentment made by a cat; purring thrill.

purring frem'itus or **thrill**. A vibratory fremitus felt on palpation over the heart in certain cases of valvular disease, or over an aneurysm.

pur'sianin. A laxative glucoside from cascara sagrada.

pu'rulence, **pu'rulency** [*L. purulentus*, festering.] Suppuration; the condition of containing or producing pus.

pu'rulent [*G. purulentus*, festering.] Suppurative, suppurating, containing or forming pus.

pu'ruloid [*L. pus* (*pur-*), pus, + *G. eidos*, resemblance.] Puriform.

pus [*L.*] A fluid product of inflammation, consisting of a liquid (*liquor puris*) containing leucocytes (*pus-corpuscles*) and the débris of dead cells and tissue elements liquefied by the proteolytic and histolytic ferments which are elaborated by the pus-organisms or leucocytes. **blue p.**, *p.* tinged with pyocyanin, a product of *Bacillus pyocyanus*. **cheesy p.**, a very thick almost solid pus resulting from the absorption of the liquor puris. **curdy p.**, pus containing flakes of caseous matter. **ichorous p.** (*i'kor-us*), thin pus containing shreds of sloughing tissue, and sometimes of a fetid odor; ichor. **green p.**, blue *p.* when, as sometimes happens, it has more of a green hue. **laud'able p.**, typical creamy yellow pus. **p. bo'num et laudab'ile**, good and laudable *p.*, the old term for typical pus of thick creamy consistence and yellowish color, thought to indicate

a healthy inflammatory process tending to recovery. **sa'nious p.**, ichorous *p.* stained with blood. **pus-basin**. A receptacle curved so as to fit the surface to which it is applied, used to receive the pus from a wound during its drainage and redressing.

pus-cor'puscle. One of the cells, chiefly polymorphonuclear leucocytes, constituting the solid elements in pus, pyocyte.

pus-or'ganisms. Bacteria causing suppurative inflammation, chiefly staphylococci and streptococci, though other forms of bacteria, as gonococci and pneumococci, also excite suppurative

pus-tube. Pyosalpinx.

pus'tula [*L.*] Pustule.

pus'tulant [*L. pustulare*, to cause pustula blister.] 1. Causing a pustular eruption. 2. An agent producing pustules.

pus'tular. Relating to or marked by pustules.

pustula'tion. The formation or the presence of pustules.

pustule (*pus'tul*) [*L. pustula*, blister, pustule] 1. A small circumscribed elevation on the skin containing pus. **malignant p.**, cutaneous anthrax, a form of anthrax* in which the characteristic lesion begins as a papule which soon becomes a vesicle and breaks, discharging a bloody serum; the seat of this vesicle, in about 36 hours, becomes a bluish black necrotic mass; the constitutional symptoms are severe—high fever, vomiting, profuse sweating, and extreme prostration; the infection is often fatal in its termination. **pustule mortem p.**, an ulcer, on the knuckle usually, resulting from infection during a dissection or the making of an autopsy.

pus'tuliform [*L. pustula*, pustule, + *forma*, form.] Having the appearance of a pustule.

pus'tulocrusta'ceous. Marked by pustules crusta with dry pus.

puta'men [*L. paring*.] The outer, larger, and darker gray of the three portions into which the lentil nucleus is divided by laminae of white matter; it is connected by intervening bands of gray substance with the caudate nucleus.

Put'nam's type [James Jackson Putnam, M.D., neurologist, *1846.] Combined spinal sclerosis (involving both posterior and lateral columns) complicating pernicious anemia and cachectic states.

putrefac'tion [*L. putrefacere*, to putrefy] Decomposition, the cleavage or splitting up of the molecules of a protein, resulting in the formation of other substances of less complex constitution with the evolution of ammonia or its derivatives and sulphureted hydrogen.

putrefac'tive [*L. puter* (*putr-*), rotten, + *facere*, make.] Relating to or causing putrefaction.

pu'trefy [*L. puter* (*putr-*), rotten, + *facere*, to make] 1. To cause to become putrid. 2. To become putrid, to rot.

pu'trefying. Undergoing putrefaction, decaying, rotting.

putrescence (*pu-tres'ens*). Decay, rottenness, putridity.

putrescent (*pu-tres'ent*) [*L. putrescere*, to decay] Putrefying, becoming rotten.

putrescible (*pu-tres'i-bl*). Subject to decay.

putrescine (*pu-tres'en*). A poisonous product of tetramethylenediamine, $C_4H_{11}N_3$, formed by Brieger from putrid flesh and from cultures of the cholera bacillus.

pu'trid [*L. putridus*.] Decayed, rotten.

pu'trilage. Rottenness, putrid substance.

Puzos' meth'od (*pü-zos')* [Nicolas Puzos, Pharmacist]

accoucheur, 1686-1753.] Early rupture of the membranes in placenta prævia.

pyæ'mia. Pyæmia.

pyarthro'sis [G. *pyon*, pus, + *arthrōsis*, a jointing.] The presence of pus in the cavity of a joint.

Pyænā'themum [G. *pyknos*, thick, + *anithemon*, blossom.] Mountain mint, a genus of plants, having aromatic and carminative properties, used in domestic medicine as a tonic.

pycne'mia, pycnæ'mia [G. *pyknos*, thick, + *haima*, blood.] Pycnohemia, inspissation of the blood.

pycnid'ium [G. *pyknos*, dense.] In botany, the receptacle, in *Ascomycetes*, in which the gonidia, or stylospores, are produced.

pycnocard'ia [G. *pyknos*, frequent, + *kardia*, heart.] Tachycardia.

pycnohe'mia, pycnohæ'mia. Pycnemia.

pycnom'eter [G. *pyknos*, thick, + *metron*, measure.]

An instrument for determining the specific gravity of any substance.

pycnomor'phous [G. *pyknos*, thick, + *morphê*, form, shape.] Noting a cell or tissue which stains deeply owing to the fact that the stainable material is closely packed.

pycnophra'sia [G. *pyknos*, thick, + *phrasis*, speech.] Thickness of utterance.

pycno'sis [G. *pyknos*, dense.] Thickening, condensation; specifically a condensation and reduction in size of the cell or its nucleus, usually associated with hyperchromatosis.

pycnosphyg'mia [G. *pyknos*, frequent, + *sphygmos*, pulse.] Rapidity of the pulse, tachycardia.

pycnot'ic. Relating to or characterized by pycnosis.

pyecchysis (pi-ek'ti-sis) [G. *pyon*, pus, + *ek*, out, + *chysis*, a pouring.] A discharge of pus

pyelit'ic. Relating to pyelitis.

pyelitis (pi-ê-li'(le')tis) [G. *pyelos*, a pan (pelvis), + *-itis*.] Pyelonephritis, inflammation of the pelvis of the kidney.

pyelocystitis (pi-ê-lo-sis-ti'(te')tis) [G. *pyelos*, a pan (pelvis), + *kystis*, bladder, + *-itis*.] Inflammation of the renal pelvis and the bladder.

pyelography (pi-el-og'rā-fi) [G. *pyelos*, pan (pelvis), + *graphô*, I write.] Radiography of the ureter and pelvis of the kidney after these have been filled with a solution of silver salts; pelviureterography, ureteropyelography.

pyelolitho'my [G. *pyelos*, a pan (pelvis), + *lithos*, stone, + *tomê*, incision.] Incision into the pelvis of the kidney for the removal of a calculus.

pyelom'eter [G. *pyelos*, a pan (pelvis), + *metron*, measure.] An instrument for measuring the diameters of the pelvis in the living woman; pelvimeter.

pyelonephritis (pi'el-o-nê-fri'(fre')tis) [G. *pyelos*, pan (pelvis), + *nephros*, kidney, + *-itis*.] Inflammation of the kidney with special involvement of the renal pelvis.

py'elonephro'sis [G. *pyelos*, a pan (pelvis), + *nephros*, kidney, + *-ōsis*.] Any disease of the pelvis of the kidney.

pyeloplication (pi'el-o-pli-ka'shun) [G. *pyelos*, a pan (pelvis), + *L. plicare*, to fold.] Operation of taking tucks in the wall of the renal pelvis when unduly dilated by a hydronephrosis.

pyelot'omy [G. *pyelos*, a pan (pelvis), + *tomê*, incision.] Incision into the pelvis of the kidney.

pyæmia, pyæmia (pi-ê-mi-ah) [G. *pyon*, pus, + *haima*, blood.] The presence of pus in the blood a form of septicæmia in which the invading organism gives rise to foci of suppuration manifested by multiple abscesses, phlebitis, etc. **cryptogen'ic**

p., one the source of which is not evident, the focus being concealed in the deeper tissues

portal p., suppurative pylephlebitis.

pyemic (pi-ê'mik). Relating to or suffering from pyæmia.

pyæsis (pi-ê'sis). Pyosis.

pyemesis (pi-em'ê-sis) [G. *pyon*, pus, + *emesis*, vomiting.] The vomiting of pus.

pyencephalus (pi-en-sef'al-us) [G. *pyon*, pus, + *enkephalos*, brain.] Abscess of the brain, pyocephalus.

py'gal [G. *pygê*, buttocks.] Relating to the buttocks.

pygal'gia [G. *pygê*, buttocks, + *algos*, pain.] Pain in the buttocks.

pygmy, pigmy (pig'ml) [G. *pygmaios*, dwarfish.] A physiological dwarf, especially one of a race of similar beings, such as the pygmies of Central Africa.

pygodidymus (pi'go-did'i-mus) [G. *pygê*, buttocks, + *didymos*, twin.] A twin monster joined above but with the buttocks and parts below doubled.

pygom'elus [G. *pygê*, buttocks, + *melos*, part.] A double monster in which the parasite is represented by a fleshy mass, or rarely a more fully developed limb, attached to the sacral or coccygeal region of the autostie.

pygop'agus [G. *pygê*, buttocks, + *pagos*, fastened together.] A double monster, the two developed individuals being joined at the buttocks, usually back to back.

py'ic. Relating to pus, purulent.

py'in [G. *pyon*, pus.] A nuclealbumin constituting the chief albuminous constituent of the pus-corpuscles.

pykno-. For words so beginning, see under *pycno-*.

py'la [G. *pylê*, gate.] The orifice of communication between the paraqueduct and aqueduct of Sylvius (aquæductus cerebri).

py'lar. Relating to the pyla.

pylemphrax'is [G. *pylê*, gate, + *emphraxis*, a dam.] Obstruction in some portion of the portal vein.

py'lephlebectæ'sia [G. *pylê*, gate, + *phleps* (phleb-), vein, + *ektasis*, extension.] Dilatation of the portal vein.

pylephlebitis (pi-le-flê-bi'(be')tis) [G. *pylê*, a gate, + *phleps* (phleb-), vein, + *-itis*.] Inflammation of the portal vein or any of its branches. **adhesive p.**, inflammation of the portal vein or its branches, leading to thrombosis.

pylethrombophlebitis (pi'le-throm'bo-phlê-bi'(be')tis) [G. *pylê*, gate, + *thrombos*, a clot, + *phleps* (phleb-), vein, + *-itis*.] Inflammation of the portal vein with the formation of a thrombus.

pylethrombo'sis [G. *pylê*, gate, + *thrombos*, clot.] Thrombosis of the portal vein or any of its branches.

py'lic. Portal, relating to the vena portæ.

pyloral'gia [G. *pylōros*, pylorus, + *algos*, pain.] Pain in the pyloric region of the stomach.

pylorect'omy [G. *pylōros*, pylorus, + *ektomê*, excision.] Excision of the pylorus.

pylor'ic. Relating to the pylorus.



PYGOPAGUS WITH FUSED SACRUM AND COCCYX. The fetus on the left is also a *Notencephalus*.

pyloristhenosis (pi-lor-i-sten-o'sis) [G. *pylōros*, pylorus + *stenōsis*, a narrowing.] Stricture or narrowing of the orifice of the pylorus.

pyloritis (pi-lo-ri'(re')tis) [G. *pylōros*, pylorus, + *-itis*.] Inflammation of the pyloric end of the stomach.

pylorodilatosis [G. *pylōros*, pylorus, + *diōsis*, pushing apart.] Operative dilatation of the pylorus.

pyloroplasty [G. *pylōros*, pylorus, + *plastō*, I form.] Reparative or plastic surgery of the pylorus.

pyloroptosis (pi-lor-op-to'si-ah) [G. *pylōros*, pylorus, + *ptōsis*, a falling.] Downward displacement of the pyloric end of the stomach.

pylorospasm. Spasmodic contraction of the pylorus.

pylorostomy [G. *pylōros*, pylorus, + *stoma*, mouth.] Establishment of a fistula leading from the abdominal surface into the stomach near the pylorus.

pylorus [G. *pylōros*, a gatekeeper.] Pyloric orifice; the aperture between the stomach and small intestine (duodenum).

pyo- [G. *pyon*, pus.] A prefix denoting suppuration or an accumulation of pus.

pyoceles (pi'o-sel) [G. *pyon*, pus, + *kēlē*, tumor, hernia.] An accumulation of pus in the scrotum.

pyocœlia, **pyocœlia** [G. *pyon*, pus, + *kōilia*, a cavity.] Pus in the abdominal cavity, pyoperitoneum.

pyocephalus [G. *pyon*, pus, + *kephalē*, head.] A purulent effusion within the cranium. *circumscribed p.*, abscess of the brain. *external p.*, meningeal suppuration. *internal p.*, the presence of pus in the cerebrospinal fluid.

pyochezia (pi-o-ke'zi-ah) [G. *pyon*, pus, + *chezō*, I defecate.] A discharge of pus from the bowel.

pyococcus. One of the micrococci causing suppuration; see *pus-organisms*.

pyocolpocœle (pi-o-kol'po-sel) [G. *pyon*, pus, + *kolpos*, sinus (vagina) + *kēlē*, tumor, hernia.] Pyocolpos.

pyocolpos (pi-o-kol'pos) [G. *pyon*, pus, + *kolpos*, sinus (vagina).] An accumulation of pus in the vagina.

pyoc'tanin. See *pyoktanin*.

pyocyanase (pi-o-si'an-az). A bacteriolytic enzyme formed in cultures of *Bacillus pyocyanus*, it is alleged to dissolve a number of pathogenic bacteria, especially those of anthrax, diphtheria, plague, and typhoid fever, but not *B. tuberculosis*.

pyocyanic. Relating to blue pus or the bacillus of blue pus, *B. pyocyanus*.

pyocyanin (pi-o-si'an-in). The blue pigment formed by *Bacillus pyocyanus*.

pyocyanogen'ic [G. *pyon*, pus, + *kyanos*, blue, + *gennao*, I produce.] Pyocyanic, causing blue pus, producing pyocyanin.

pyocyanolysin. An hemolysin formed by *Bacillus pyocyanus*.

pyocyst [G. *pyon*, pus, + *kystis*, bladder.] A cyst with purulent contents.

pyocyte (pi'o-sit) [G. *pyon*, pus, + *kytos*, cell.] Pus-corpuscle.

pyodermatitis (pi-o-dur-mā-ti'(te')tis) [G. *pyon*, pus, + *derma*(*dermat*-), skin, + *-itis*.] Suppurative inflammation of the skin, pyoderma.

pyoder'mia. Any pustular or other form of suppurative disease of the skin.

pyodermatitis (pi-o-dur-mi'(me')tis). Pyodermatitis.

pyogen'esis [G. *pyon*, pus, + *genesis*, origin.] The formation of pus.

pyogen'ic, **pyogenet'ic** [G. *pyon*, pus, + *gennao*, I produce.] Pus-forming; relating to pus formation. *p. fever*, pyemia.

pyogenous (pi-oj'en-us). Pyogenic; caused by pus or suppuration.

pyohemia, **pyohsemia** (pi-o-he'mi-ah). Pyemia.

py'ohemothor'rax, **py'ohæmotho'rax** [G. *pyon*, pus, + *haima*, blood, + *thorax*.] The presence of pus and blood in the pleural cavity.

py'oid [G. *pyon*, pus, + *eidos*, resemblance] Resembling pus, puriform.

pyok'tanin blue [G. *pyon*, pus, + *kyanatos*, a mureur; Trade name for methyl violet, an oxalic product of dimethylaniline; a purple crystalline powder, soluble in 75 parts of water; antiseptic, analgesic, employed in diseases of the mucous membranes, ulcers, wounds, syphilis, and cancer. *p. yellow*, apyoinin, a yellow powder; antiseptic, employed in ophthalmic practice.

pyolabyrinthitis (pi-o-lab-i-rin-thi'(the')tis) [G. *pyon*, pus, + *labyrinthos*, labyrinth, + *-itis*.] Suppurative inflammation of the labyrinth of the ear.

pyometra (pi-o-me'trah) [G. *pyon*, pus, + *metra*, uterus.] An accumulation of pus in the uterine cavity.

pyonephritis (pi-o-nē-fri'(fre')tis) [G. *pyon*, pus, + *nephros*, kidney, + *-itis*.] Suppurative inflammation of the kidney.

pyonephro'sis [G. *pyon*, pus, + *nephros*, kidney, + *-ōsis*.] The distention of the pelvis and calyces of the kidney with pus.

py'onax [G. *pyon*, pus, + *ex*, out.] Acupuncture. Baunscheidtism; also the instrument, consisting of a number of needles set in the extremity of a cylinder, used for performing acupuncture.

pyoovarium (pi'o-o-va'ri-um) [G. *pyon*, pus, + *L. ovarium*, ovary.] The presence of pus in the ovary, an ovarian abscess.

pyopericarditis (pi'o-pēr-i-kar-di'(de')tis). Suppurative inflammation of the pericardium.

py'opericard'ium [G. *pyon*, pus.] An accumulation of pus in the pericardial sac.

pyoperitonitis (pi'o-pēr-i-tō-ni'(ne')tis) [G. *pyon*, pus, + *peritoneion*, peritoneum, + *-itis*.] Suppurative inflammation of the peritoneum.

py'operitone'um [G. *pyon*, pus.] An accumulation of pus in the peritoneal cavity, pyocœlia.

py'ophthal'mia, **pyophthalmitis** (pi'of-thal-mu'ti'tis) [G. *pyon*, pus, + *ophthalmos*, eye, + *-itis*.] Suppurative inflammation of the eye.

py'ophylac'ide [G. *pyon*, pus, + *phylakidos*, guarding.] Protecting against purulent infection; pus-absorption; noting a membrane lining the wall of an abscess.

py'ophysome'tra [G. *pyon*, pus, + *physis*, air, + *metra*, uterus.] The presence of pus and gas in the uterine cavity.

pyopneumopericardium (pi'o-nu'mo-pēr-i-kar'ium) [G. *pyon*, pus, + *pneuma*, air.] The presence of pus and gas in the pericardial sac.

pyopneumoperitoneum (pi'o-nu'mo-pēr-i-tō-ne'um) [G. *pyon*, pus, + *pneuma*, air.] The presence of pus and gas in the peritoneal cavity.

pyopneumothorax (pi'o-nu'mo-tho'ra'is) [G. *pyon*, pus, + *pneuma*, air.] The presence of pus together with a purulent effusion in the pleural cavity. *subdiaphragmatic p.*, *subphrenic p.*, subphrenic abscess associated with perforation of one of the hollow viscera, with resultant escape of gas into the abscess cavity.

pyopolesis (pi'o-poye'sis) [G. *pyon*, pus, + *poiesis*, a making.] Pyogenesis, pyosis, suppuration.

pyoptysis (pi-op'ti-sis) [G. *pyon*, pus, + *ptysis*, a spitting.] Purulent expectoration, spitting of pus.

pyorrhœa, **pyorrhœa** (pi-o-re'ah) [G. *pyon*, pus, + *rhœa*, a flow.] A purulent discharge, *p. alveolaris*, Riggs's disease, Pauchard's disease.

suppurative inflammation of the periosteum lining the tooth-sockets, marked by shrinkage of the gums and loosening of the teeth.

osalpingitis (pi-o-sal-pin-jí'(je')tis) [G. *pyon*, pus, + *salpinx* (*salping-*), trumpet, + *-itis*.] Suppurative inflammation of the Fallopian tube.

osalpingo-oophoritis (pi-'o-sal'ping-go-o-ô-for-i'(e')tis). Pyosalpingo-oothecitis.

osalpingo-oothecitis (pi-'o-sal'ping-go-o-ô-the-sí'(se')tis) [G. *pyon*, pus, + *salpinx* (*salping-*), trumpet, + *oöthékê*, ovary, + *-itis*.] Suppurative inflammation of the Fallopian tube and the ovary.

osalpinx (pi-o-sal'pinks) [G. *pyon*, pus, + *salpinx*, trumpet (oviduct).] Pus-tube, distention of a Fallopian tube with pus.

osapremia, **pyosapremia** (pi-'o-să-pre'mi-ah) [G. *pyon*, pus, + *sapros*, putrid, + *haima*, blood.] Purulent infection of the blood, pyemia.

osepticemia, **pyosepticemia** (pi-'o-sep-tí-se'mi-ah) [G. *pyon*, pus, + *septikos*, putrefying, + *haima*, blood.] Infection of the blood with several forms of bacteria, both pyogenic and non-pyogenic.

ostia (pi-o'sis) [G.] Suppuration.

ostatic (pi-o-stat'ik) [G. *pyon*, pus, + *statikos*, causing to stand.] 1. Arresting the formation of pus. 2. An agent which arrests the formation of pus.

pyothorax [G. *pyon*, pus.] Empyema.

pyoureter (pi-o-u-re'ter) [G. *pyon*, pus, + *ourôter*, ureter.] Distention of a ureter with pus.

pyoxanthin [G. *pyon*, pus, + *xanthos*, yellow.] A reddish yellow pigment obtained from blue pus by oxidation.

pyoxanthose. A yellowish pigment obtained from blue pus by oxidation.

pyracetosal'yl. A compound of aspirin and antipyrine; antipyretic and analgesic in doses of 10 grains (0.6).

pyral'oxia. An oxidation product of pyrogallol obtained by the action of the vapor of ammonia and of oxygen, occurring as a brown powder; recommended in the form of a 10 per cent. ointment with vaseline and lanolin in the treatment of eczema and psoriasis.

pyramid [G. *pyramis*.] A term applied to a number of anatomical structures having a more or less pyramidal shape. Specifically the petrous portion of the temporal bone. **ante'rior p.** (of the medulla), **pyramis** (2). **cerebell'ar p.**, **pyramis vermis**. **poste'rior p.** (of the medulla), **funiculus gracilis**. **p.** of light, a triangular area at the anterior inferior part of the drum membrane, running from the umbo to the periphery, where there is seen a bright reflection of light. **p.** of the thyroid, median lobe of the thyroid gland, Lalouette's*. **p.** of the **tym'panum**, eminentia pyramidalis [BNA]. **p.** of the **ves'tibule**, **pyramis vestibuli**. **renal p.**, **pyramis renalis**.

pyram'idal. 1. Of the shape of a pyramid. 2. Relating to any anatomical structure called pyramid. **p. bone**, cuneiform bone of the carpus, os* triquetrum [BNA].

pyramidale (pi-ram-i-da'le). Os pyramidale, os triquetrum [BNA].

pyramida'lis. See under *musculus*.

pyram'idon. Dimethylamino-antipyrine, a white powder or colorless crystals, soluble in 2 parts of alcohol and in 9 parts of water; antipyretic, anodyne, antisthmatic in doses of gr. 5-8 (0.3-0.5). **p. cam'phorate**, used in night sweats of phthisis in doses of gr. 7½-15 (0.5-1.0). **p. sal'icylate**, antirheumatic and antineuralgic in doses of gr. 6-10 (0.5-0.6).

pyr'amis [G.] Pyramid. 1. The petrous portion of the temporal bone. 2. Pyramid of the medulla oblongata, a bundle of motor nerve-fibers on the anterior surface of the medulla oblongata on either side of the anterior median fissure between that and the anterior lateral sulcus. **p. medul'læ oblonga'tæ**, (1) **anterior**, **pyramis** (2); (2) **posterior**, **funiculus gracilis**. **p. rena'lis**, Malpighian pyramid, funicular pyramid, one of a number of pyramidal masses seen on longitudinal section of the kidney; they contain the secreting apparatus and the tubules. **p. tym'pani**, eminentia pyramidalis. **p. ver'mis**, a subdivision of the inferior vermis of the cerebellum anterior to the tuber, between it and the uvula. **p. vestib'uli**, pyramid of the vestibule, the anterior triangular extremity of the crista vestibuli.

pyran. Pyranum.

pyran'tin. Paraethoxyphenylsuccinimide, colorless acicular crystals, nearly insoluble in water; antipyretic in doses of gr. 5-15 (0.3-1.0).

pyr'anum. Pyrenol, a mixture of salicylic acid, benzoic acid, and thymol, a white crystalline powder of sweetish taste and aromatic odor; employed in rheumatism, neuralgia, and bronchitis in doses of gr. 10-15 (0.6-1.0).

pyrazine (pi-ra-zén). Antipyrine. **p. hexahy'dride**, piperazine.

py'razol. A derivative of pyrrhol, C₄H₄N₂; its compounds are said to be antispasmodic.

pyraz'oline. Antipyrine.

pyrec'tic [G. *pyrek'tikos*.] Feverish, febrile, pyretic. **pyrenemia**, **pyrenæmia** (pi-re-ne'mi-ah) [G. *pyrên*, the pit of a fruit, + *haima*, blood.] A condition marked by the presence of nucleated blood-corpuscles.

pyr'enol. Pyranum.

pyrethrum (pi'r'eth-rum) [G. *pyrethron*, feverfew.] (U.S.) Pyrethri radix (Br.), pellitory, Spanish chamomile, the root of *Anacyclus pyrethrum*, a shrub native of Morocco; increases the flow of saliva and is employed in atonic pharyngitis and elongated uvula as a masticatory in doses of gr. 30-60 (2.0-4.0). **Ger'man p.**, the root of *Anacyclus officinarum*, cultivated chiefly in Germany; employed as a substitute for the official pyrethrum. **pyr'ethri flo'res**, Persian insect powder, pulvis insecticidus; the dried and powdered partly expanded flower heads of *Chrysanthemum roseum* and of *C. cinerariifolium*, yielding the Persian and the Dalmation insect powder, respectively. **pyr'ethri ra'dix** (Br.), pellitory root, pyrethrum (U.S.).

pyret'ic [G. *pyrek'tikos*; *pyretos*, fever.] Feverish, febrile; relating to fever.

pyretico'sis. Ahy fever.

py'retin. Trade name of an antipyretic and analgesic compound, recommended in doses of gr. 5-8 (0.3-0.5).

pyretogenesis (pi'rê-to-jen'e-sis) [G. *pyretos*, fever, + *genesis*, origin.] The origin and mode of production of fever.

pyretogenet'ic, **pyretogen'ic** [G. *pyretos*, fever, + *genês*, producing.] Causing fever. **p. bacte'ria**, pathogenic bacteria, infection with which causes fever. **p. stage**, stage of fervescence.*

pyretogenin (pi-rê-toj'en-in). A product of various pyretogenic bacteria, injection of which causes an elevation of body temperature.

pyretogenous (pi-rê-toj'en-us) [G. *pyretos*, fever, + *gennaô*, I produce.] 1. Caused by fever. 2. Causing fever, pyretogenetic.

pyretog'raphy [G. *pyretos*, fever, + *graphê*, a description.] A treatise on fevers.

pyretol'ogy [G. *pyretos*, fever, + *-logia*.] The branch of medical science treating of the production and varieties of fever.

py'retotypho'sis [G. *pyretos*, fever, + *typhōsis*, crazy vanity; *typhos*, stupid.] 1. Febrile delirium. 2. Febrile stupor.

pyrex'ia [G. *pyrexia*, feverishness.] Fever.

pyrex'ial. Relating to fever; febrile pyretic, feverish.

pyr'idine, pyridi'na. A colorless volatile liquid of empyreumatic odor and burning taste, C_4H_5N , resulting from the dry distillation of organic matter containing nitrogen, and has also been made synthetically; it is employed as a respiratory sedative in asthma and dyspnea, and in angina pectoris in doses of $m\bar{2}$ -8 (0.13-0.5), also by injection in gonorrhea.

pyr'iform (L. *pyrum* (*pirum*), pear + *forma*, form.) Piriform.

pyrifor'mis. Piriformis, see under *musculus*.

Pyrmont, Germany. Chalybeate-carbonated and saline-carbonated waters. Cold. Several springs. Mud baths. Used by drinking and bathing in anemia, scrofula, nervous disorders, gastric and hepatic troubles, diseases of women, chlorosis, retarded convalescence, intestinal catarrh, affections of the spleen, obesity, chronic catarrh, urinary diseases, gout, and rheumatism. May 1 to October 10.

pyro- [G. *pyr*, fire.] A prefix denoting fire or prepared by fire.

pyroacetic spirit (pi-ro-ā-se'tik spir'it). Acetone. **pyroarsenic acid** (pi'ro-ar-sen'tik as'id). A crystalline acid, $H_4As_2O_7$, obtained by heating arsenic acid to 180° C. (356° F.).

pyrobo'rate. A salt of pyroboric acid.

pyrobo'ric acid. Tetraboric acid, $H_2B_4O_7$, obtained by heating boric acid.

pyrocatechin (pi-ro-kat'e-kin). Orthodioxynbenzene, catechol, an isomer of resorcinol, occurring in acicular needles soluble in water; employed externally as an antiseptic to meet the same indications as resorcinol.

pyrocatechinuria (pi-ro-kat'e-kin-u'ri-ah) [G. *ouron*, urine.] The presence of pyrocatechin in the urine.

pyrocit'ric acid. Citraconic acid.

pyroder'trin. A tasteless substance formed by heating starch.

pyr'odin. Acetyl phenylhydrazine, a crystalline powder obtained by treating phenylhydrazine with acetic anhydride; employed internally as an antipyretic in doses of gr. $\frac{1}{2}$ -2 (0.03-0.13), and externally in parasitic skin diseases in 10 per cent. ointment.

pyr'oform. A grayish powder, obtained by the interaction of bismuth oxyiodide and oxidized pyrogallol, employed in the treatment of skin diseases as a substitute for pyrogallol.

pyrogal'lic acid. Pyrogallol.

pyrogal'iol [G. *pyr*, fire, + L. (*acidum*) *gallicum* + *oleum*, oil.] (U.S.) Pyrogallic acid, $C_6H_3(OH)_3$, a substance obtained from gallic acid by the action of heat, occurring as white shining plates or needles, of bitter taste, soluble in water; employed externally in the treatment of psoriasis, ringworm, and other skin affections, and internally for hemoptysis in doses of gr. $\frac{1}{4}$ -1 (0.03-0.06). **ox'idized p.**, pyraloxin. **p. monac'etate**, eugallol. **p. sal'icylate**, saligallol. **p. triac'etate**, lenigallol.

pyrogen'ic [G. *pyr*, fire, + *-genēs*, producing.] Pyretogenic.

pyr'olia [L. *pyrus* (*pirus*), pear-tree.] Round-leaved or false wintergreen, the plant *Pyrola rotundifolia*,

an herb of Europe and North America; emphyse in epilepsy, uterine diseases, and gravel, and is general as an antispasmodic in doses of gr. $\frac{1}{4}$ -1 (0.3-2.0).

pyrroligneous (pi-ro-lig'ne-us) [G. *pyr*, fire, + L. *lignum*, wood.] Relating to or produced by the dry distillation of wood. **p. acid**, wood-vinegar. **p. al'cohol**, methyl alcohol, wood-alcohol. **p. vin'egar**, wood-vinegar.

pyrolu'site [G. *pyr*, fire, + *lousis*, a washing.] Manganese dioxide or binoxide, black oxide of manganese, mangani dioxidum.

pyroma'nia [G. *pyr*, fire, + *mania*, frenzy.] An insane impulse to incendiarism.

pyrom'eter [G. *pyr*, fire, + *metron*, measure.] An instrument for measuring very high degrees of heat beyond the capacity of a mercurial thermometer.

pyr'ronin. A basic dye, the chloride of tetramethylpyrionin G or tetraethyl- (pyrionin B) dimethylphenylcarbide trioxide.

pyronyx'is [G. *pyr*, fire, + *nyxis*, a pricking] Ignipuncture.

pyropho'bia [G. *pyr*, fire, + *phobos*, fear] An insane dread of fire.

pyrophos'phate. A salt of pyrophosphoric acid—see *ferri pyrophosphas*.

py'rophosphoric acid. An acid, $H_2P_2O_6$, obtained by heating phosphoric acid to 213° C. (415° F.). it forms pyrophosphates with bases.

Pyroplas'ma [L. *pyrum* (*pirum*), pear, + G. *plasma*, a thing formed.] *Piroplasma*, *Babesia*.

pyropunc'ture [G. *pyr*, fire.] Ignipuncture.

py'rosal. Antipyrine salicylate.

pyro'sis [G. a burning.] The raising of small quantities of acid liquid from the stomach; heartburn.

Pyroso'ma [L. *pyrum* (*pirum*), pear, + G. *ma*, body.] *Babesia*.

pyrot'ic. 1. Relating to pyrosis. 2. Caustic.

pyrotox'in. Any toxic albumin produced in the tissues during the progress of a fever.

pyrox'ylin, pyroxyl'ium [G. *pyr*, fire, + *xyl*, wood.] (U.S.) Soluble gun-cotton, obtained by the action of nitric and sulphuric acids on cotton; employed in the preparation of collodion.

py'rozone. Trade name of a preparation of hydrogen peroxide.

pyrrhol, pyrrol, pyrrol'ine (pir'ol, pir'o-lēn) A tarry liquid obtained by the destructive distillation of bone, and found also in coal-tar; employed in the manufacture of iodol. **p. cell**, a white cell which gives the pyrrhol reaction with p-aminobenzaldehyde and hydrochloric acid: epithelial cell, Marchand's wandering cell. **p. reduction**, a pink color changing to red, produced by the action of p. vapor on wood aldehyde in the presence of hydrochloric acid.

pythogen'esis [G. *pythō*, I decay, + *genesis*, origin.] 1. Origination from decaying matter. 2. The causation of decay.

pythogen'ic [see *pythogenesis*.] Originating from filth or putrescence. **p. the'ory** of typhoid fever, a theory that typhoid fever is caused by an infectious virulence of the colon bacillus or its transformation into the Eberth bacillus.

pythogenesis (pi-thoj'en-us) [G. *pythō*, I decay, + *genesis*, I produce] Pythogenic.

pyuria (pi-u'ri-ah) [G. *pyon*, pus, + *ouron*, urine.] The presence of pus in the urine when voided.

pyxid'ium [G. *pyxidion*, dim. of *pyxis*, a box.] In botany, a capsule fruit with transverse dehiscence the top separating like a lid.

pyx'is [G. a box.] Pyxidium.

Q

h. Abbreviation of *L. quaque hora*, every hour;
q. 2 h., *quaque secunda hora*, every second hour;
q. 3 h., *quaque tertia hora*, every third hour.

l. Abbreviation of *L. quantum libet*, as much as is desired.

p. Abbreviation of quanti-Pirquet

sack. A charlatan; one who pretends to a knowledge of medicine which he does not possess.

sack'ery. Charlatanry; a false claim to medical knowledge; treating the sick without knowledge of medicine or authority to practise.

sader (kwa'der) [Ger. square.] The precuneus or quadrate lobe of the cerebrum.

sadrangular [*L. quadri-*, four, + *angulus*, angle.] Noting a figure having four angles.

sadrantanopia (kwad-rant-an-op'si-ah) [*quadrant* + *anopia*.] Loss of vision in a part, approximately a quarter, of the visual field.

sadrate [*L. quadratus*, square.] Having four equal sides, square.

sadratipronator. Musculus pronator quadratus.

sadratus [*L. square*.] A name given to several muscles which are more or less square in shape; see under *musculus*.

sadribasic (kwad-ri-ba'sic). Noting an acid having four hydrogen atoms which are replaceable by atoms or radicals of a basic character.

sadriiceps [*L. quadri-*, four, + *caput*, head.] Having four heads, noting a muscle of the thigh, *musculus q. femoris*, and one of the calf, *musculus q. suræ*, or the combined gastrocnemius (with two heads), soleus, and plantaris, more commonly called *musculus triceps suræ*, the plantaris being counted as a separate muscle.

sadrigemina (kwad-ri-jem'i-nah). Corpora quadrigemina; see *colliculus inferior* and *colliculus superior*.

sadrigeminal [*L. quadri-*, four, + *geminus*, twin.]

Four-fold, noting the corpora quadrigemina.

sadrigeminum. One of the corpora quadrigemina.

sadrigem'hus. Quadruplet.

sadriateral [*L. quadri-*, four, + *latus*, side.]

Having four sides.

sadrip'ara [*L. quadri-*, four, + *parere*, to bear.]

A woman who has given birth to four children, or who is giving birth to the fourth child.

sadrip'arous. Noting a quadripara.

sad'risect [*L. quadri-*, four, + *secare*, to cut.] To divide into four parts.

sadriurate (kwad-ri-u-rät). The urate forming the solid urine of birds and reptiles; the acid urate of human urine.

sadri'alent [*L. quadri-*(*quattuor*), four, + *valere*, to have power.] Having the combining power of four atoms of hydrogen.

sadrioon'. A child of a white person and a mulatto.

sadri'mana [*L. quatuor*, four, + *manus*, hand.]

An order of *Mammalia*, now generally abandoned, which included monkeys, apes, and lemurs; it embraced all now included in the order of *Primates*, except man.

sad'ruped [*L. quatuor*, four + *pes*(*ped-*), foot.] A four-footed animal.

sad'ruplet [*L. quadruplus*, fourfold.] Quadrigeminus, one of four children born at one birth.

qualitative. Relating to quality and not quantity.

q. anal'ysis, an analysis to determine the nature of the substances present without regard to their respective amounts.

quanti-Pirquet (kwahn'te-për'ket). Quantitative cutaneous test; measurement of the amount of sensitiveness to tuberculin by the use of graduated dilutions in the Pirquet* test; see *Ellermann*-Erlandsen method*.

quan'titative. Relating to quantity. **q. anal'ysis** an analysis made to determine the actual amount of each substance present

quantiv'alance [*L. quantus*, how much, + *valere*, to have power.] Valence.

quan'tum [*L. neut. of quantus*, how much.] A certain definite amount. **q. li'bet**, as much as is desired; abbreviated to *q.l.* **q. suff'icit**, as much as suffices; abbreviated to *q.s.* or *quant. suff.*

quarantine (kwar'an-tên) [*It. quarantina; quaranta*, forty.] 1. A period (originally forty days) of detention of ships and their passengers coming from a port where smallpox, yellow fever, or some infectious disease prevails. 2. To detain ships and their passengers when the former have come from an infected port, or any of the latter are ill of an infectious disease. 3. A place where passengers coming by ship from an infected port are detained until the incubation period of the disease in question has passed. 4. The isolation of a person sick with a contagious disease. **land q.** the establishment of a q. against persons approaching a city by land from an infected district. **shotgun q.**, the enforcing of a land q. by means of soldiers or an armed guard.

quart. 1. A measure of fluid capacity, the fourth part of a gallon, the equivalent of 0.9468 liter. 2. A dry measure holding a little more than the fluid measure. **impe'rial q.**, a liquid measure containing about 20 per cent. more than the ordinary quart, or 1.1359 liters.

quartan, quartan fe'ver (kwawr'tan) [*L. quartanus*, relating to a fourth (thing).] A malarial fever the paroxysms of which recur every third day (every fourth day, reckoning the day of the paroxysm as the first), due to the sporulation and invasion of new red blood-corpuscles by a protozoan [blood-parasite, *Plasmodium malariae*. **double q.**, infection with two independent groups of quartan parasites, so that paroxysms occur on two successive days followed by one day without fever. **q. par'asite**, *Plasmodium malariae*. **triple q.**, infection with three independent groups of quartan parasites, so that a paroxysm occurs every day, resembling a double tertian or a quotidian fever.

quar'ter [*L. quartus*, fourth.] The lateral part of the wall of the hoof in the horse. **false q.**, in the horse, a separation in the crust below the seat, in the coronary band, of an injury severe enough to prevent the secretion of horny substance; it occurs usually at the inner quarter and is due to the horse treading on his coronet.

quar'ter-crack. Sand-crack.

quar'ter-evil. Symptomatic anthrax.

quartipara (kwawr-tip'ah-rah) [*L. quartus*, fourth, + *parere*, to bear.] Quadripara.

quar'tisect [L. *quartus*, fourth, + *secare*, to cut.] Quadrisect.

quartisternal (kwawr-ti-stur'nal). Relating to the segment of the sternum opposite the fourth intercostal space; the fourth sternebra, counting from the upper end of the sternum.

quarto'nol. Trade name of a mixture of glycerophosphates in the proportions of calcium and sodium each $2\frac{1}{2}$ grains, quinine $\frac{1}{2}$ grain, and strychnine $\frac{1}{100}$; see *tonol*.

quartz'ite lamp. A mercury quartz lamp, consisting of a vacuum tube of quartz at the extremities of which are small U-tubes containing mercury, serving as the positive and negative electrodes.

quassa'tion [L. *quassare*, to shatter.] The breaking up of crude drug materials, such as bark and woody stems, into small pieces to facilitate extraction and other treatment.

quassia (kwash'yah) [named from a Negro in Surinam who employed it as a tonic.] (U.S.) *Quassia lignum* (Br.), bitterwood, the wood of *Picrasma excelsa* (*Picræna excelsa*), or of *Quassia amara*; it is marketed as Jamaica q. and Surinam q. It is employed as a bitter tonic in doses of gr. 5-30 (0.3-2.0). The infusion is used as an injection for the destruction of thread worms. **q. cup**, a cup made of q. wood in which water is allowed to stand over night, acquiring thus the tonic properties of the wood.

quas'sin. The bitter principle of Surinam quassia, employed as a tonic in doses of gr. $\frac{1}{4}$ - $\frac{1}{2}$ (0.015-0.03).

quas'sin. The neutral bitter principle of Jamaica quassia; employed as a tonic in doses of gr. $\frac{1}{4}$ - $\frac{1}{2}$ (0.015-0.03).

quater'nary [L. *quaternarius*, of four.] 1. Noting a chemical compound containing four elements. 2. Fourth in a series. **q. syph'ills**, parasyphilis.

Quatrefages's an'gle (kă-tr-faz'h) [Jean Louis Armand de Quatrefages de Bréau, French naturalist, 1810-1892.] Parietal angle.*

quebrachamine (ke-brah'chah-mên). An alkaloid of quebracho, resembling quebrachine, but melting at a lower temperature and more soluble.

quebrachine (ke-brah'chên). An alkaloid, $C_{21}H_{33}N_3O_5$, from quebracho; employed in cardiac dyspnea in doses of gr. 1-2 (0.06-0.13). **q. hydrochlor'ide**, a salt employed like the alkaloid in doses of gr. $\frac{1}{4}$ - $1\frac{1}{2}$ (0.05-0.1).

quebracho (ke-brah'cho) [Port. *quebrachacho*; *quebrar*, to break, + *hacha*, axe, referring to the hardness of the wood.] *Aspidosperma*. **q. blanco**, white q. **q. colora'do**, red q. **red q.**, the bark of *Loxopterygium lorensii* and other species of *L.*, used as a substitute for cinchona. **white q.**, *aspidosperma*.

queen of the meadow. Eupatorium.

queen's delight, **queen's root**. Stillingia.

Quénu's tho'racoplas'ty (ka-nû') [E. Quénu, Parisian surgeon, *1852.] Resection of the ribs to allow of retraction of the thorax in the treatment of empyema.

Quénu-Mayo opera'tion (ka-nû'-ma'o) [see *Quénu*; William J. Mayo, American surgeon, *1861.] Excision of the rectum with removal of the neighboring lymph-glands, for cancer.

quercin (kwur'sin). A crystalline carbohydrate, $C_6H_4(OH)_6$, of bitter taste, contained in acorns and oak-bark.

quercitann'ic acid. An acid like tannic acid obtained from oak-bark.

quercitann'in. Quercitannic acid.

quercitann'oform. A preparation, similar in its uses to tannoform, prepared from quercitannic acid and formaldehyde.

quer'cite. A sweet crystalline substance, $C_{12}H_{16}(OH)_6$, obtained from acorns.

quercitrin (kwur'sit-rin). A glucoside, $C_{28}H_{44}O_{16}$, obtained from the bark of *Quercus tinctoria*, occurring in the form of a yellow crystalline powder; it has tonic astringent properties.

quercitrin'ic acid. Quercitrin.

quer'cus [L. oak.] (U.S.) The bark of *Quercus alba*, white oak, stone oak; employed as an astringent in diarrhea in doses of gr. 10-15 (0.6-1.2), and externally in the form of infusion in chronic pharyngitis and tonsillitis.

querulent (kwer'u-lent). One who is ever suspicious, always opposing any suggestion, complaining of ill treatment and of being slighted or misunderstood, easily enraged, and dissatisfied with what ever is; the condition is a psychosis of hysterical or paranoiac type.

Quevenne's i'ron (kê-ven') [Théodore Auguste Quevenne, French physician, 1805-1855.] *Ironum reductum*.

Quicherat, France (ke-shê-râ'). Saline-ferrous-carbonated waters. Used by drinking in anæmia and diseases of the stomach.

quick [A.S. *cwic*, living.] 1. Pregnant with a child, the movement of which is felt. 2. A sensitive part, painful to touch. 3. Eponychium.

quickening (kwik'ning) [A.S. *cwic*, living] The signs of life felt by the mother as a result of fetal movements, usually noted first in the third or fifth month of pregnancy.

quick'lime. Unslaked lime, calcium oxide.

quick'silver [quick, living, + *silver*.] Mercury hydrargyrum.*

quilla'ia. Quillaja.

quillain cortex (kwilla'ye) (Br.) Soap bark, quillaja (U.S.).

quillaja (kwil-la'yah). (U.S.) Quillain cortex (Br.) soap bark, Panama bark; the inner bark of (*Quillaja saponaria*, a large tree of Chile; sometimes employed as a sternutatory in chronic rhinitis and as a shampoo.

quina (ke'nah, kwe'nah) [Sp.] Cinchona bark **quinacetine** (kwin-as'tê-tên). A synthetic analgesic the sulphate of which has been employed as an analgesic and antipyretic in doses of gr. 1-2 (0.3-0.6).

quinal'gen. Analgen.

quinam'icine. An artificial alkaloid made from quinamine.

quinam'idine. An artificial alkaloid isomer with quinamine, made from quinamine.

quin'amine. An alkaloid, $C_{18}H_{21}N_3O_5$, obtained from cinchona bark.

quinaphenin (kwin-â-fen'in). A compound of quinine and phenetidin, employed to meet the same indications as quinine.

quinaph'thol. Chinaphthol.

quinasep'tol. Diaphthol, ortho-oxyquinoline-sulphonic acid; light yellowish crystals, very slightly soluble in cold water, antiseptic in 1 per cent. solution; recommended also internally as a urinary antiseptic.

quinaquina (ke'nah-ke'nah, kwe'nah-kwe'nah), reduplication of *quina*. Cinchona bark.

quin'ate. A salt of quinic acid.

quince. A tree, *Cydonia vulgaris*, of the order *Rosaceæ*, yielding a fruit from the seed of which a mucilage is prepared; see *cydonium*.

quince-seed. Cydonium.

Quincke's disease, **Quincke's edema** (kwink'ê) [Heinrich Irenæus Quincke, German physician, *1842.] Acute circumscribed edema of the skin. Q.'s pulse, capillary pulse, as shown by a manometer.

tary reddening of the nail-bed, blanched by pressure of the finger, with each systole; a sign of aortic insufficiency with cardiac hypertrophy. **Q.'s puncture**, lumbar puncture for removal of a portion of the cerebrospinal fluid or to determine the tension of the same. **Q.'s set**, a trocar, cannula, and manometer for use in making Q.'s puncture. **Q.'s sign**, Q.'s pulse.

quin'etine. A mixture of cinchona alkaloids in imitation of a similar product, called *febrifuge*, made at the cinchona plantations in the East Indies.

quin'hydron. A reaction product of aqueous solutions of quinone and hydroquinone.

quinia (kwin'tah). Quinine.

quin'ic acid. Kinic acid, a crystalline acid, $C_7H_{11}O_6$, obtained from the cinchona barks; it yields quinone on treating with sulphuric acid and manganese peroxide, and is converted into benzoic acid on heating with hydriodic acid.

quin'icine. An amorphous alkaloid isomeric with quinine and quinidine.

quinid'amine. One of the cinchona alkaloids.

quinidine (kwin'id-én, kin'id-én). Quinidina, conquinine, beta-quinine; one of the alkaloids of cinchona, occurring in colorless shining prismatic crystals, of bitter taste, almost insoluble in water. It is employed, usually in the form of the sulphate or bisulphate, as a substitute for quinine in doses of gr. 5-20 (0.3-1.3).

quinina (kwi-ne'nah). (U.S.) Quinine, the most important of the alkaloids derived from cinchona, $C_{20}H_{26}N_2O_6 + 3H_2O$, occurring as a white, flaky, odorless, bitter powder, very slightly soluble in water; employed as a tonic and antiperiodic, being specific in malaria both as a curative and as a preventive remedy. The uncombined alkaloid is seldom employed, its more soluble salts being used instead; dose, gr. 2-15 (0.13-1.0).

quin'ina [L.] Genitive of quinnina, quinine.

q. ac'e'tas, quinine acetate, a fine white crystalline powder soluble in 7 parts of water; dose, gr. 1-10 (0.06-0.6).

q. albu'minas, quinine albuminate; light yellowish scales, soluble in water, employed as a tonic in doses of gr. 2-15 (0.13-1.0).

q. arse'nas, quinine arsenate; white prismatic crystals, nearly insoluble in cold, but freely soluble in hot water; antiperiodic and tonic in doses of gr. 1-1 (0.005-0.01).

q. arse'nis, quinine arsenite, a white powder or acicular needles, slightly soluble in water; antiperiodic in doses of gr. 1-1 (0.03-0.06).

q. ben'zoas, quinine benzoate, white prismatic crystals soluble in 350 parts of water; dose gr. 2-20 (0.13-1.3).

q. bisul'phas (U.S.), quinine bisulphate, acid quinine sulphate, colorless, translucent acicular crystals, of bitter taste, very soluble in water; dose gr. 2-15 (0.13-1.0).

q. bo'ras, quinine borate, white crystalline powder soluble in water; dose, gr. 3-30 (0.2-2.0).

q. bro'mas, quinine bromate, white crystalline mass soluble in 250 parts of water; dose gr. 3-30 (0.2-2.0).

q. campho'ras, quinine camphorate, white powder insoluble in water; doses, gr. 3-30 (0.2-2.0).

q. car'bo'las, quinine carbolate, quinine phenate, quinine phenolate, white acicular crystals soluble in 400 parts of water; dose gr. 2-20 (0.13-1.3).

q. carbo'nas, quinine carbonate, colorless needle-shaped crystals, soluble in water; dose gr. 1-10 (0.06-0.6).

q. chlor'as, quinine chlorate, white needle-shaped crystals soluble in water; dose gr. 1-5 (0.06-0.3).

q. chlorhydrophos'phas, quinine chlorhydrophosphate, or hydrochlorophosphate, or phosphochloride; a yellow crystalline powder soluble in water; employed in nervous and malarial headaches in doses of gr. 3-10 (0.2-0.6).

q. chlorhydrosul'phas, quinine chlorhydrosulphate,

or hydrochlorsulphate, or sulphochloride; white acicular crystals, very soluble in water; employed hypodermically in pernicious malaria in doses of $\text{M}\frac{10}{10}$ -15 (0.6-1.0) of a 20 per cent. solution.

q. ci'tras, quinine citrate, white needle-shaped crystals, very slightly soluble in water; antiperiodic in doses of gr. 2-20 (0.13-1.3).

q. dihydrochlor'idum, quinnine hydrochloridum acidum.

q. eo'solas, quinine eosolate, a quinine salt of tri-sulphoacetylguaiacol; a yellow powder of bitter taste, slightly soluble in water; employed in influenza and malaria in doses of gr. 5-10 (0.3-0.6).

q. et ure'as hydrochlor'idum, quinine and urea hydrochloride, q. hydrochlorocarbamidum.

q. for'mas, quinine formate, quinoform, chinoform, occurring in soluble crystals, containing 87 per cent. of quinine; employed hypodermically in doses of gr. 1-3 (0.06-0.2) in malaria, per os in doses of gr. 1-5 (0.06-0.3) as a general tonic, and in solution (1 to 50) as a collyrium in asthenopia.

q. glycerophos'phas, quinine glycerophosphate, white acicular needles or crystalline powder of a bitter taste soluble in 100 parts of water; employed in nervous exhaustion in doses of gr. 3-8 (0.2-0.5).

q. hydrio'didum, quinine hydriodide, quinine iodide, a yellowish powder, slightly soluble in water; employed as an alternative in doses of gr. 2-8 (0.13-0.5).

q. hydrobro'midum (U.S.), quinine hydrobromide, white silky needle-shaped crystals, of bitter taste, soluble in 40 parts of water; dose, gr. 3-15 (0.2-1.0).

q. hydrochlor'idum (U.S., Br.), quinine hydrochloride, quinine muriate, white silky needle-shaped crystals, of bitter taste, soluble in 18 parts of water; dose, gr. 3-15 (0.2-1.0).

q. hydrochlor'idum ac'idum (Br.), acid quinine hydrochloride, quinine dihydrochloride, quinine bismuriate; a white crystalline powder, very soluble in water, employed hypodermically in doses of $\text{M}\frac{2}{2}$ -20 (0.13-1.3) of a 30 per cent. solution.

q. hydrochlor'ocarbam'idum, urea-quinine, quinine and urea hydrochloride, $C_{20}H_{26}N_2 \cdot \text{HCICO}(\text{NH}_2)_2 \cdot \text{HCl} + 5\text{H}_2\text{O}$; occurs in small prismatic crystals, soluble in water, containing 59.2 per cent. of quinine; has been used in cholera in doses of gr. 10-15 (0.6-1.0) hypodermically, but is chiefly employed as a local anesthetic in place of cocaine, in subcutaneous injections of a 1 per cent. solution.

q. hydrochlorphos'phas, quinnine chlorhydrophosphas.

q. hydrochlorsul'phas, quinnine chlorhydrosulphas.

q. hypophos'phis, quinine hypophosphate, a white crystalline powder, soluble in water; employed, usually in combination with other hypophosphites, in doses of gr. 1-5 (0.06-0.3).

q. lac'tas, quinine lactate, white needle-shaped crystals soluble in water; dose, gr. 5-10 (0.3-0.6).

q. lygo'sinas, quinine lygosinate, a quinine salt of diorthocumariketone or of dioxidibenzylacetone; an orange-yellow powder of bitter taste and faintly aromatic odor, but slightly soluble in water; styptic and antiseptic, employed in surgical dressings.

q. phe'nas, quinine phenate, quinnine carbolas.

q. salicy'as (U.S.), quinine salicylate, colorless or pinkish needle-shaped crystals of bitter taste, soluble in 77 parts of water; employed in rheumatism in doses of gr. 3-10 (0.2-0.6).

q. sul'phas (U.S., Br.), quinine sulphate, white, lustrous, silky, needle-shaped crystals of bitter taste, soluble in about 700 parts of cold water; the most frequently prescribed salt of quinine; dose, gr. 1-3 (0.06-0.2) as a tonic, gr. 5-15 (0.3-1.0) as an antiperiodic.

q. tan'nas, quinine tannate, a yellowish white, odorless, and almost tasteless powder, soluble in 800 parts of water; sometimes given in preference to the sulphate, especially to children, on account of its slight taste; dose the same as that of the other salts.

q. val'eras, quinine valerlate, quinine valerianate, colorless plates or needles with a faint odor and taste of valerian; has been recommended in neuralgia and nervous headache in doses of gr. 1-5 (0.06-0.3).

quinine (kwin-én', kin-én', kwi'nin) [Peruvian, *kina*,

cinchona bark.] Quinina.* *q.* and ure'a hydrochloride, quinine hydrochlorocarbamidum. *q. choc'olate*, a mixture of quinine hydrochloride and chocolate in which the intense bitter of the quinine is partly concealed. *q. dihy'drobromogua'iacolate*, guaiacuinol. *q. guaiacol-bisul'phonate*, guaiacuin, a yellowish powder of acid bitter taste, employed as an intestinal antiseptic and antiperiodic in doses of gr. 5-10 (0.3-0.6). *q. u'rethane*, a mixture of urethane and quinine hydrochloride, employed subcutaneously.

quininephytin (kwin-in-ef'i-tin). Quinine anhydro-oxyethylenediphosphate, a yellowish crystalline powder, of bitter taste, soluble in water; employed as an antiperiodic and tonic in doses of gr. 5-8 (0.3-0.5).

quin'inism. Cinchonism.

Quin'lan's test. For bile: when a thin layer of bile is examined through a spectroscope, absorption lines appear in the violet.

quinochlo'ral. A compound of quinine and chloral, antipyretic in doses of gr. 2-8 (0.13-0.5).

quin'oforn. Chinoform, a compound of quinine or cinchotannin and formaldehyde.

quinoidine (kwin-oy'dên). Chinoidin, amorphous quinine, a resinous substance consisting of the uncrystallizable cinchona alkaloids; tonic and antiperiodic in doses of gr. 5-30 (0.3-2.0). Various salts, borate, citrate, and tannate, are employed for the same purposes and in the same doses.

quinol (kwin'ol, kin'ol). Hydroquinone.

quinoline (kwin'o-lên, kin'o-lên). Chinoline, leucoline, C_8H_7N , a volatile alkaloid obtained from coal-tar, from the cinchona alkaloids, or made synthetically from aniline; occurs as a colorless or yellowish liquid, of a cool taste and a faint odor resembling that of bitter almond; antipyretic in doses of gr. 10-20 (0.6-1.3), but seldom employed internally; used chiefly in 0.5 per cent. solution as a preservative fluid for anatomical and pathological specimens. *q.-bis'muth sulphocya'nanate*, crurin, a reddish yellow granular powder, insoluble in water; applied as an antiseptic dressing to syphilitic ulcers, and by injection in gonorrhea. *q. sal'icylate*, a white crystalline powder; used as an antipyretic in doses of gr. 5-15 (0.3-1.0). *q. tar'trate*, colorless needle-shaped crystals, soluble in 80 parts of water; antipyretic in doses of gr. 5-15 (0.3-1.0).

quinol'ogy [*quina* + *G. -logia*]. The botany, chemistry, pharmacology, and therapeutics, of cinchona and its alkaloids.

quin'one. Chinone, a substance, $C_6H_4O_2$, obtained from quinic acid by treating with manganese peroxide and sulphuric acid, it is prepared also from aniline by oxidation.

quinoline (kwi'o-nên, ke'o-nên). Trade name of a mixture of cinchona alkaloids, less bitter than quinine.

quinopyrine (kwin-o-pi'rên). Chinopyrine, antipyrene-quinine, a white powder, a compound of quinine hydrochloride and antipyrene; employed subcutaneously in the treatment of malaria in doses of gr. 5-15 (0.3-1.0).

quin'osol. Chinosol, potassium oxyquinoline-sulphonate, a yellow crystalline powder, soluble in water; antiseptic in surgery, and used to preserve anatomical preparations in 5 per cent. solution.

quinotropine (kwin-o-tro'pên). Trade name of a compound of quinine and urotropine, a so-called uric acid solvent.

quin'ovin. A glucoside obtained from cinchona bark.

Quinquand's disease' (kan-ko') [*Charles É. Quinquand*, French physician, 1841-1894]. Suppurative inflammation of the hair-follicles of the scalp, causing a patchy baldness. *Q.'s sign*, a person to be tested rests the tips of the extended fingers lightly against the palm of the examiner if the subject is an alcoholic the examiner will presently feel a number of light taps or a grating sensation transmitted through the finger tips.

quinquevalent (kwin-kwev'a-lent) [*L. quinqve*, five, + *valere*, to have power]. Having a combining power equal to five atoms of hydrogen.

quinqui'na. Quinaquina.

quinquiv'alent. Quinquevalent.

quinsy (kwin'ze) [a corruption of *cymoadis*]. A circumtonsillar abscess; acute suppurative inflammation of the faucial tonsil and surrounding tissues. *lin'gual q.*, phlegmonous inflammation of the lingual tonsil and neighboring structures. *quin'tan*. Recurring every fifth day, i.e. after a free interval of three days.

quintess'ence [*L. quintus*, fifth, + *essentia*, essence]. A concentrated extract.

quintipara (kwin-tip'ah-rah) [*L. quintus*, fifth, + *parere*, to bear]. A woman who has given birth to five children, or who is giving birth to her fifth child.

quintisternal (kwin-ti-stur'nal) [*L. quintus*, fifth, + *sternum*]. The fifth sternal segment from the one corresponding to the fifth intercostal space and above the xiphoid appendix.

Quintin treatment (kan-tan') [*René Quintin*, French physician, contemporary]. See *Quintin treatment*, see *marina serum*.

quintuplet [*L. quintuplex*, fivefold]. One of five children born at one birth.

quiten'idine. An alkaloid obtained by oxidation from quinine.

quitt'er, quitt'or. A fistula of the coronet of a horse accompanied by swelling and pain.

quiz [*L. quaestio*, inquisition (?)]. 1. To prepare a student for examination by means of systematically arranged questions covering the entire subject of study. 2. A course of quizzing to prepare a student for examination. 3. A class book prepared for examination by quizzing.

quiz-master. One who conducts a quiz.

quizz'er. Quiz-master.

quotidian (kwo-tid'i-an) [*L. quotidianus*]. Daily occurring every day. *q. fever*, a malarial fever the paroxysms of which occur daily: it is usually a double tertian, in which there is an inter- or two distinct groups of parasites sporulating alternately every forty-eight hours, but may be supposed also, be an infection by a form of pernicious malarial parasite.

quotient (kwo'shent) [*L. quoties*, how often]. 1. Number of times one amount is contained in another. *blood q.*, color index, a figure obtained by dividing the hemoglobin percentage of a specimen of blood by the number of erythrocytes expressed as a percentage of the normal number in the same specimen; it indicates the percentage amount of hemoglobin in the red corpuscles. *D q.*, the ratio of glucose to nitrogen in the urine. *pro'tein q.*, a figure obtained by dividing the amount of the globulin by that of the albumin in a specimen of blood-plasma. *respi'ratory q.*, the figure obtained by dividing the amount of oxygen in the inspired air by that of the carbon dioxide in the expired air.

q.v. 1. Abbreviation of *L. quoniam* videlicet, as one as you wish. 2. Abbreviation of *L. quod non* which see.

R

R. Abbreviation for *Réaumur*, indicating a thermometer scale, and for *L. recipe*, take, being the superscription of a prescription, usually indicated by the symbol *R*.

R. [*L. residuum*, residue.] *v.* Behring's term for the mass of tubercle bacilli employed in the preparation of tuberculase. *RI*, the mass of moist bacilli previous to any treatment; *RII*, the mass after the extraction of the substances soluble in alcohol (*TZ*); *RIII*, the mass remaining after the removal of the constituents of *RII* soluble in pure water (*TV*); *RIV*, the *restbacillus*, the residue after the extraction of the constituents of *RIII* soluble in 10 per cent. salt solution (*TGI*); this *RIV* contains *TC*.

Raabe's test (rah'beh) [Gustav *Raabe*, German physician, *1875.] For albumin in the urine, which is indicated by a white ring formed round a crystal of trichloroacetic acid dropped into the filtered urine in a test-tube.

rab'bing [Fr. *raboter*, to plane.] Impaction of the ragged ends of a broken bone, like the rabbing of two planks.

r'biata. Rabid.

ab'ic. Rabid.

ab'id. Relating to or suffering from rabies.

rabies (rah'bi-ēz) [*L.* rage, fury.] Lyssa; hydrophobia (the usual term for the disease in man), an acute infectious disease of dogs, wolves, and other animals, characterized by spasm of the muscles of respiration and deglutition, madness, and other symptoms of profound disturbance of the central nervous system. The lesions (congestion, perivascular exudation of leucocytes, and minute hemorrhages) are found exclusively in the brain, medulla, spinal cord, and ganglia. The specific organism is believed by most observers to be a protozoon, the so-called Negri* body, present in the substance of the nerve-cells and their processes. It occurs usually in two stages, the spasmodic and the paralytic. *dumb r.*, sullen *r.*, *fur'ious r.*, the form or stage of *r.* in which the animal is wildly excited, running aimlessly about and snapping at objects, whether living or not, in his way. *paralyt'ic r.*, a form or stage marked by an ascending paralysis, *dumb r.*, *sullen r.*, the paralytic stage of rabies, *dumb-madness*, *drop-jaw*.

rabietic (rah'bi-et'ik). Rabid.

race. 1. A division of mankind, by some regarded as a species, such as the Caucasian, Mongolian, and Negro. 2. A tribal division. 3. An artificial division of animals kept distinct only by careful selection in breeding. *r. cul'ture*, *eugenics*. *r. su'icide*, artificial prevention of conception.

raceme (ra-sēm') [*L.* *racemus*, a bunch of grapes.] An indefinite inflorescence in which the flowers are borne on stalks arising from a long central axis.

racemose (ras'e-mōs) [*L.* *racemus*, a bunch of grapes.] Branching, with nodular terminations, resembling a bunch of grapes. *r. adeno'ma*, a tumor preserving the racemose glandular form. *r. an'eurysem*, active dilatation-aneurysm. *r.*

gland, any gland, like the parotid, which has numerous branching ducts terminating in acini.

rach-. For words beginning thus, see *rhach-*.

rachitic (rah-kit'ic). Relating to, or suffering from, rickets, rickety. *r. ro'sary*, a row of beading at the junction of the ribs with their cartilages, often seen in rachitic children.

rachitis (rah-ki'(ke')tis) [a Greek-like form of the *E. rickets*.] Rickets; written also *rhachitis*. *r. feta'lis annula'ris*, a congenital enlargement of the epiphyses of the long bones. *r. feta'lis micromel'ica*, a congenital condition in which the bones are abnormally short. *r. intrauteri'na* *r. uteri'na*, *r. fetalis*.

rachitism (rah-t'izm). A rachitic state or tendency **ra'cial**. Relating to or characteristic of a race.

raclage (rah-klazh') [Fr.] Curettage, scraping.

radesyge (rah-da-sū'geh) [Nor.] A chronic ulcerative disease of uncertain nature, probably either syphilis or leprosy, which prevailed in Norway and Sweden in the 18th century.

ra'diad. In a direction toward the radial side.

ra'dial [*L. radialis*.] 1. Relating to the radius (bone of the forearm) or to any structures named from it, or to any radius. 2. Radiating; diverging in all directions from any given center.

radia'lis. See under *arteria* and *nervus*.

ra'dian. An angle whose arc is equal to the length of the radius.

ra'diant [*L. radiare*, to shine, to radiate.] 1. Radiating, giving out rays. 2. A point from which light radiates to the eye. *r. matter*, matter (gas) in a state of extreme tenuity, as in a Crookes tube, the particles of which stream forth with great force and rapidity under the influence of a discharge of electricity of high potential.

radiate (ra'di-āt). 1. To spread out in all directions from a center. 2. Radial (2). *r. lig'ament*, stellate ligament, ligamentum* radiatum.

radiatio (ra-di-a'shō-o) [*L.*] Radiation. *r. cor'poris callo'si*, radiation of the corpus callosum, the spreading out of the fibers of the corpus callosum in the centrum semiovale of each cerebral hemisphere. *r. cor'poris stria'ti*, radiation of the corpus striatum, fibers passing from the thalamus and hypothalamus to the caudate and lenticular nuclei and thence to the cortex. *r. occipitothalam'ica* [BNA], occipitohthalmic radiation, optic radiation, a longitudinal band of fibers in the medullary portion of the occipital lobe of the cerebrum, lying between the tapetum and the fasciculus longitudinalis inferior; the fibers pass from the thalamus, the lateral geniculate body, and the superior quadrigeminal body to the cortex of the occipital lobe. *r. op'tica*, optic radiation, *r. occipitohthalmica* [BNA]. *r. pyramida'lis*, pyramidal radiation, white fibers passing to the cortex from the pyramidal tract. *r. tegmenta'lis*, fibers from the thalamus, partly from the red nucleus of the tegmentum, passing some through the internal capsule and some through the lenticular nucleus, and terminating in the cortex of the parietal lobe. *r. thalam'ica*, thalamic radiation, the fibers passing out from the surface of the

thalamus and running through the internal capsule to reach the cerebral cortex, called also thalamocortical tract and thalamic peduncles.

radiation (ra-dī-a'shun). 1. The act or condition of diverging in all directions from a center. 2. The sending forth of light or any other rays. 3. A cerebral tract or diverging bundle of white fibers in the brain, see *radiatio*. 4. A ray.

radical (rad'ī-kl) [L. *radix*, root.] 1. In chemistry, a group of atoms passing as such from one compound to another, acting thus like a single atom. 2. The haptophore group of an antibody. 3. Relating to the root or cause, thorough; as a *radical operation*, one which removes every trace of possibly diseased tissue, or makes recurrence impossible.

radicle (rad'ī-kl) [L. *radicula*, dim. of *radix*, root.] 1. A rootlet or structure resembling one, as the *radicle of a vein*, a minute veinlet joining with others to form a vein; or the *radicle of a nerve*, a nerve fiber which joins others to form a nerve. 2. Radicle (1 and 2).

radicotomy (rad-i-kot'o-mī) [L. *radix* (*radic-*), root, + G. *tomē*, section.] Rhizotomy.

radic'ula [L. dim. of *radix*, root.] 1. Radicle (1). 2. A spinal nerve root, radix.

radiculalgia (rā-dik'-u-lal'ji-ah) [L. *radicula*, radicle, + G. *algos*, pain. Neuralgia due to lesion of the sensory root of a spinal nerve.

radic'ular. Relating to a radicle.

radiculéc'tomy [L. *radicula*, radicle, + G. *ektomē* excision.] Excision of the posterior root of a spinal nerve.

radiculitis (rā-dik-u-lī'(le')tis) [L. *radicula*, radicle, + G. *-itis*.] Inflammation of a spinal nerve-root.

radioactinium (ra'dī-o-ak-tin'ū-m). A disintegration product of actinium, giving off alpha and beta rays; its disintegration product is actinium X.

radioactive (ra'dī-o-ak'tiv) [L. *radius*, ray, + *activus*; *agere*, to act.] Possessing radioactivity. *r. constant*, the fraction of the whole amount of radioactive substance disintegrating in a given unit of time; symbol λ .

radioactivity (ra'dī-o-ak-tiv'i-tē) The property of emitting rays or particles of matter, which can pass through various substances opaque to light rays and which produce certain chemical and electrical effects; this property is possessed in an eminent degree by radium and less markedly by uranium, polonium, actinium, and thorium. *induced r.*, *r.* occurring temporarily in an ordinary substance which has been for a while within the sphere of influence of a radioactive substance.

rad'iohe [L. *radius*, ray, + G. *bios*, life.] A peculiar formation, possibly a crystal, formed in gelatin submitted to the action of radium, thought by J. B. Burke to be a transition form between a crystal and a living microbe.

radiobicipital (ra'dī-o-bi-sip'ī-tal). Relating to the radius and the biceps muscle.

radiocar'pal. 1. Relating to the radius and the bones of the carpus. 2. On the radial or outer side of the carpus.

radiochemistry (ra-dī-o-kem'is-trī). The chemistry of radioactive substances.

radiode (ra'dī-ōd) [radius + G. *odos*, way.] A metal container for radium.

radiodermatitis (ra'dī-o-der-mā-ti'(te')tis) [L. *radius*, ray, + G. *derma*, skin, + *-itis*.] Actinodermatitis.

radiodiagnosis (ra'dī-o-di-ag-no'sis). Diagnosis by means of the x-rays

radiodigital (ra'dī-o-dij'ī-tal). Relating to the fingers on the radial or outer side of the hand.

radioelement (ra'dī-o-el'e-ment). Any one of the elements possessing radioactivity, i.e. which spontaneously emit primary radiations.

ra'diogram [L. *radius*, a ray, + G. *gramma*, a writing.] Actinogram.

ra'diograph [L. *radius*, ray, + *graphē*, a writing.] Actinograph.

radiog'raphy. Actinography.

radiohu'meral. Relating to the radius and the humerus, noting the articulation between the two bones.

Radiola'ria [L. *radius*, ray.] A subclass of *Actinopoda*, in which there is a chitinous capsule between the endoplasm and the ectoplasm, exclusively salt-water protozoan forms.

radiolead (ra'dī-o-led'). Radium D.

radio'logy [L. *radius*, ray, + G. *-logia*.] Actinology.

radi'olus [L. dim. of *radius*, spoke.] A protuberance.

radiom'eter [L. *radius*, ray, + G. *metron*, measure.] Actinometer.

radiom'uscular. Relating to the radius and the neighboring muscles, noting certain nerve and muscular branches of the radial artery.

ra'dion [L. *radius*, ray, + G. *ōn*, being.] One of the particles constituting the alpha or beta rays or the cathode rays.

radioneuritis (ra'dī-o-nu-ri'(re')tis). Actinoneuritis.

radialop'almar. Relating to the radial or outer side of the palm.

radioprax'is [L. *radius*, ray, + G. *praxis*, a doing.] Actinopraxis.

radios'copy [L. *radius*, ray, + *skopē*, I examine.] Actinoscopy, skiascopy (2).

radiostereoscopy (ra'dī-o-ster-e-os'ko-pī) [L. *radius*, ray, + G. *stereos*, solid, + *skopē*, I examine.] Actinoscopy.

radiotellurium (ra'dī-o-tel-lu'ri-um). A disintegration product of radium emanation, polonium.

radiother'apy. Actinotherapy.

radiothorium (ra-dī-o-tho'ri-um). A radioactive substance, one of the disintegration products of thorium, transformed from the inactive thorium; it is said to emit the same rays as radium and to be weight for weight more powerful than that; its life, however, is only about seven years; it was discovered by Rutherford and Hahn in 1904; its disintegration product is thorium X.

radioulnar (ra'dī-o-ul'nar). Relating to both radius and ulna.

ra'dium. A metallic element, symbol Ra, atomic weight 226.4, extracted in very minute quantities from pitchblende; it is nonexistent as such as known, in a free state. Radium salts possess the property of radioactivity to a degree greater than that of any other known substance, i.e. 226 times more than uranium; it is fluorescent and imparts this quality to other substances. Radium gases to become conductors of electricity. Radium charges electrified bodies, and affects a photographic plate through opaque substances. It gives forth three kinds of rays, known as alpha (α), beta (β), and gamma (γ) (see under *rays*), and also a radioactive gas or emanation (see *emanation*). Its therapeutic action is similar to that of the x-rays, being employed in the treatment of lupus and other skin diseases, and of carcinomas and sarcomas. It causes extensive "burns" of the skin if applied too long and without a proper dose. The many known disintegration products of radium emanation are called respectively *radio-*

A, B, C¹, C², D (radiolead), E¹, E², and F (polonium, or radiotellurium).

radius, gen. and pl. *radii* [L. spoke of a wheel, rod, ray.] 1. A straight line passing from the center to the periphery of a circle. 2. The outer and shorter of the two bones of the forearm. **r. curvus**, Madelung's deformity, an inferior radio-ulnar subluxation due to a curvature of the lower extremity of the radius with concavity anterior. **r. flexus**, a line passing from the humerus to the ulna.

radix, gen. *radicis*, pl. *radices* [L.] 1. The root of a plant. 2. The primary or beginning portion of any part, as of a nerve at its origin from the brain or spinal cord. **r. anterior** [BNA], the anterior, ventral, or motor root of a spinal nerve. **r. arcus vertebræ** [BNA], root of the vertebral arch, pedicle. **r. dorsalis**, **r. posterior** [BNA]. **r. nervi facialis**, root of the facial nerve, fibers running from the nucleus of the facial upward to the facial colliculus where they curve around the abducens nucleus and then pass outward, between the superior olive and sensory nucleus of the trigeminal, to the ventral surface of the lower part of the pons. **r. pilii**, hair-root, the part of a hair which is embedded in the hair-follicle; its lower succulent extremity, capping the papilla of the follicle, is called the bulb. **r. posterior** [BNA], the posterior, dorsal, or sensory root of a spinal nerve. **r. pulmonis**, root of the lung, all the structures entering or leaving the lung at the hilus, forming a pedicle invested with the pleura. **r. unguis**, root of the nail, the proximal end of the nail, concealed under a fold of skin. **r. ventralis**, **r. anterior** [BNA].

raffinose [Fr. *raffiner*, to refine.] Melitose, melitriose, a dextrorotatory trisaccharid occurring in cotton seed and in the molasses of beet-root.

Agatz-Pfaffers, Switzerland (rah'gahts-pfefs'). Indifferent thermal waters, rich in nitrogen gas, 98.6°. Used by drinking and bathing in gout, rheumatism, sciatica, neuralgia, rheumatoid arthritis, certain paralytic conditions, hysteria, hypochondriasis, prolonged convalescence, the uric acid diathesis, digestive and nervous disorders, chronic skin eruptions, and diseases of women. May 1 to November 1.

ag-sorters' disease. Anthrax, malignant pustule.

ail-way-spine. Erichsen's disease, a form of traumatic neurasthenia following concussion of the spine produced in a railway accident; the symptoms are ill-defined and the pathology is obscure.

Rayney's capsules, corpuscles, or tubes [George Rayney, English anatomist, 1801-1884.] Miescher's tubes.

rhine (rah) [Fr. rattle.] Rhonchus, an adventitious sound, of varied character, heard on auscultation of the chest in many cases of disease of the lungs or bronchi. **cavernous r.**, see under *cavernous*. **consonating r.**, a resonant r. produced in a bronchial tube and heard through consolidated lung tissue. **crepitant r.**, a fine bubbling or crackling sound produced by the presence of a very thin secretion in the smaller bronchial tubes. **dry r.**, a sound produced by a constriction in a bronchial tube or the presence of a viscid secretion narrowing the lumen. **metallic r.**, one of metallic quality caused by resonance in a large cavity. **moist r.**, one of a bubbling character caused by the pressure of a fluid secretion in the bronchial tubes or a cavity. **pleural r.**, a friction sound produced by the rubbing together of roughened pleural surfaces. **r. indux** the crepitant r. heard

in pneumonia in the stage of beginning consolidation. **r. re'dux**, (1) a fine crepitation heard at the beginning of resolution in pneumonia; (2) a friction sound heard as the fluid effusion disappears after a pleurisy. **sibilant r.**, a whistling sound caused by the presence of a viscid secretion narrowing the lumen of a bronchus. **sonorous r.**, a cooing or snoring sound often produced by the vibration of a projecting mass of viscid secretion in a large bronchus. **subcrepitant r.**, a very fine crepitant r. **vesicular r.**, crepitant r. **whistling r.**, sibilant r.

Ralfe's test [Charles Henry Ralfe, English physician, 1842-1896.] 1. For acetone: iodoform is produced at the plane of contact on pouring urine containing acetone over a boiled solution of potassium iodide and caustic potassa. 2. For peptone in the urine, a pink color is produced at the plane of contact when urine containing peptones is poured carefully over a layer of Fehling's solution.

ramal. Relating to a ramus.

Ramdohr's method [C. A. von Ramdohr, New York surgeon, 1855-1912.] End-to-end intestinal anastomosis by invagination of the upper end into the lower and retention by sutures.

ramex [L.] Hernia, varicocele, or any scrotal tumor.

ramifica'tion [see *ramify*]. A branching.

ram'ify [L. *ramus*, branch, + *facere*, to make.] To branch.

ramollissement (ră-mô-lēs-môn') [Fr.] Softening.

Ramón y Cajal (rah-môn' e kah-hahl'). See *Cajal*.

ramose, ram'ous. Branching; resembling a branch.

Ramsden's oc'ular [Jesse Ramsden, English optician, born in Nova Scotia, 1735-1800.] An eyepiece of a microscope, consisting of two planoconvex lenses with convexities turned to each other.

ram'ulus [L. dim. of *ramus*, a branch.] A small branch or twig; one of the terminal divisions of a ramus.

ramus, pl. *rami* [L.] 1. A branch. 2. One of the primary divisions of a nerve or blood-vessel. 3. A part of an irregularly shaped bone (less slender than a "process") which forms an angle with the main body. 4. One of the primary divisions of a cerebral sulcus. **r. anastomot'icus**, anastomototic branch, a bundle of fibers passing from one nerve to another, often conveying sensory fibers to a motor nerve or motor fibers to a sensory nerve. **r. anastomot'icus peronæus** [BNA], peroneal anastomototic ramus, nervus communicans fibularis or peronæus, arises from the peronæus communis in the popliteal space and passes over the outer head of the gastrocnemius to the middle third of the leg where it unites with the n. cutaneus suræ medialis to form the sural nerve. **r. auricularis vagi** [BNA], auricular ramus of the vagus, Arnold's nerve, a branch of the jugular ganglion of the vagus, supplying the back of the pinna and the external auditory meatus. **r. communicans**, communicating branch, a small bundle of nerve-fibers connecting a cerebrospinal nerve with a sympathetic ganglion; the fibers passing from the ganglion to the cerebrospinal nerve are nonmedullated and are called *gray rami communicantes*, those passing in the reverse direction are medullated and are called *white rami communicantes*; see also *systema nervorum sympathicum*. **r. is'chii**, ramus of the ischium, one of the two bars forming the greater portion of the ischium and constituting the inferior and posterior boundaries of the obturator foramen; the superior ramus passes downward and backward from the acetabulum; the inferior or ascending ramus extends

forward, forming an acute angle with this, and joins the inferior or descending ramus of the pubis. **r. mandibulæ**, ramus of the lower jaw; the upturned perpendicular extremity of the mandible or lower maxilla on either side; it gives attachment on its external surface to the masseter muscle. **r. meningeus va'gi** [BNA], meningeal ramus of the vagus, recurrent branch of the vagus, a branch from the jugular ganglion of the vagus to supply the dura mater of the posterior cranial fossa. **r. pubis**, ramus of the pubis, one of the two portions of the pubis forming the margin of the obturator foramen; the superior or ascending ramus passes upward and outward from the junction with the inferior ramus to the acetabulum; the inferior or descending ramus passes downward and outward from the angle to join the inferior ramus of the ischium.

ran'cid [L. *rancidus*; *rancere*, to stink.] Having a sharp disagreeable odor and taste, characterizing an oil or other fat which is decomposing.

ran'dia. The root of *Randia dumetorum*, a tree of India, antispasmodic and emetic. The fruit of this and other species of *R.* is astringent and nauseant.

Ran'dolph's test [Nathaniel Archer Randolph, American physician, 1858-1887.] For peptone in the urine: a yellow precipitate is produced by the addition of 3 drops of Millon's reagent and 2 drops of a saturated solution of potassium iodide to 10 c.c. of urine containing peptones.

ranine (ra'nin) [L. *rana*, a frog.] Relating to the under surface of the tongue. **r. ar'tery**, the terminal portion of the lingual artery **r. tumor**, ranula.

Ran'ke's ang'le [Hans Rudolph Ranke, Dutch anatomist, 1849-1887.] The angle formed by the horizontal plane of the head and a line passing from the center of the maxillary alveolus, below the nasal spine, to the center of the frontonasal suture.

Ran'ke's for'mula [Karl Ranke, German chemist, contemporary.] $A = \text{grams of albumin per liter of a serous fluid; then, } A = (\text{sp. gr.} - 1000) \times 0.52 - 5.406.$

Ran'sohoff's opera'tion [Joseph Ransohoff, American surgeon, *1853.] The making of numerous cross incisions through the pulmonary pleura for the relief of emphyema.

ran'u'la [L. dim. of *rana*, a frog.] Hypoglossitis, hypoglossitis, a cystic tumor of the floor of the mouth, due to obstruction of the duct of the sublingual glands or of the glandula incisiva; any cystic tumor of the under surface of the tongue or floor of the mouth. **r. pancreat'ica**, a cystic tumor caused by obstruction of the pancreatic duct.

ran'u'lar. Relating to a ranula.

Ranvier's base'ment mem'brane (rañ-ve-a') [Louis Antoine Ranvier, French histologist, *1835.] Renault's* layer. **R.'s crosses**, black or brown figures in the shape of a cross, marking R.'s nodes in the longitudinal section of a nerve stained with silver nitrate. **R.'s discs**, tactile nerve endings, of cupped disc-like form, in the skin. **R.'s membrane**, Renault's* layer. **R.'s motor points or spots**, minute terminal swellings of the axis-cylinders of nerve-fibers in the interior of a muscle-fiber near the nucleus. **R.'s nodes**, constrictions occurring at more or less regular intervals in the medullary substance of a nerve-fiber. **R.'s segments**, internodes, segments of the medullary substance of a nerve-fiber between R.'s nodes. **R.'s plexus**, sub-basal stroma plexus* of the cornea.

rape [L. *rapere*, to seize, to drag away.] 1. To ravish, to commit rape upon. 2. The ravishment of a woman without her consent. 3. [L. *rapiturnip*.] Rape-seed, the seed of *Brassica napestrus*, from which a fixed oil is obtained.

rapha'nia. Raphania.

raphe (ra'fe) [G. *rhaphe*, a seam.] The line of union of two contiguous and similar structures: **anococcyge'a**, an aponeurotic membrane stretching from the anus to the coccyx. **r. corpus callo'sal**, a slight anteroposterior furrow on the median line of the upper surface of the corpus callosum. **r. lin'gue**, sulcus medianus lingue [BNA]. **r. pala'ti**, the median ridge on the hard palate. **r. palpebra'lis latera'lis** [BNA], lateral palpebral raphe, external tarsal ligament, a narrow fibrous band attached to the malar bone at the margins of the upper and lower tarsus. **r. perine'i**, the central anteroposterior line of the perineum, most marked in the male being continuous with the raphe of the scrotum. **r. pharyng'is**, the central line of the pharynx posteriorly where the muscular fibers meet and partly interlace. **r. pterygomandibula'ris** [BNA], pterygomandibular ligament, a tendinous thickening of the buccopharyngeal fascia separating the buccinator muscle from the superior constrictor of the pharynx. **r. scro'ti**, a central line like a cord, running over the scrotum from the anus to the root of the penis; it marks the position of the septum scroti.

raphid'iospore. Raphidiospore.

rarefac'tion [see *rarefy*.] Expansion; the process becoming light or less dense; the condition being light; opposed to condensation.

rarefy [L. *rarus*, thin, + *facere*, to make] - become light or less dense. **rarefying osteitis** see *osteitis*.

rasce'ta. The transverse wrinkling on the volar surface of the wrist.

Rasch's sign [Hermann Rasch, German obstetrician, *1873.] Fluctuation in the lower segment of the uterus when the organ is pressed down against the examining fingers in the vagina; a sign of pregnancy in the early months.

rash [L. *rasus*; *radere*, to scrape.] An eruption on the skin, more or less extensive and usually temporary in character. **antitox'ic r.**, a serum r. sometimes following an injection of diphtheria antitoxin. **canker r.**, scarlatina. **drug r.**, dermatitis medicamentosa. **gum r.**, strophulus. **heat r.**, miliaria rubra. **nettle r.**, urticaria. **rose r.**, roseola. **serum r.**, an eruption sometimes following the injection of any serum, such as an antitoxin. **illy r.**, see *lily-rash*. **tonsillot'omy r.**, an erythematous, roseolar, or papular eruption on the neck and trunk following an operation on hypertrophied tonsils. **tooth r.**, strophulus. **wildfire r.**, strophulus volaticus.

rasion (ra'zhun) [L. *radere*, to scrape.]

The subdivision of a crude drug by a rasp to prepare it for extraction.

ras'moline. A resinoid from the root of *Gimn. racemosa*, antirheumatic, antispasmodic and in doses of gr. 1-5 (0.06-0.3).

Ras'mussen's an'euryum [Frits Wahlman An-



RASP, RUST

musseu. Danish physician, 1834-1881.] Aneurysmal dilatations of branches of the pulmonary arteries, the rupture of which in tuberculous cavities is the cause of hemoptysis.

raspatory. An instrument used for scraping a bone.

raspberry (raz'ber-l). *Rubus*.

rat'any [native Brazilian name.] *Krameria*.

rat-bite fever. A disease marked by febrile attacks, preceded by a chill and occurring at irregular intervals, following the bite of a rat; the nature of the disease is unknown but it is probably of protozoan causation.

Rathke's columns (raht'keh) [Martin Heinrich Rathke, German anatomist, 1793-1860.] Two elongated cartilages at the anterior extremity of the chorda dorsalis. **R.'s diverticulum**, **pock'et**, or **pouch**, an ectodermic pouch in the bucco-pharyngeal membrane of the embryo, extending upward between the forebrain and the hindbrain. **R.'s folds**, two folds of the mesoderm which unite to complete the rectum.

ratio (ra'shyo) [L.] Proportion; quotient.

ration (ra'shun) [L.] An allowance of food and drink sufficient for a definite period.

rational (rash'un-al) [L. *ratio*, reason.] 1. Reasonable. 2. Having the reasoning faculties; not delirious or comatose.

rat'bane. Arsenic, arsenic trioxidum.

rat-tails. Lichen on the leg of a horse, especially over the flexor tendons, the papillæ of the hairs being swollen and prominent.

ratt'lesnake. *Crotalus*.

Rau's proc'ess (row) [Johann J. Rau, Dutch anatomist, 1658-1719.] Processus gracilis (anterior [BNA]) of the malleus, Folian process.

Rauber's layer (row'ber) [August Rauber, German anatomist, *1845.] The layer of the trophoblast, in the blastocyst, covering the formative cell-mass.

Rauchfuss' tri'angle (rowkh'foos) [Charles Andreyevich Rauchfuss, St. Petersburg physician *1835.] Grocco's* triangle.

rauschbrand (rowsh'brahnt) [Ger.] Symptomatic anthrax.

Ravenden Springs, Arkansas. Alkaline-carbonated waters, 59° F.

Ra'vius' proc'ess [Ravius, Latinized form of Rau.] Rau's* process.

Rawley Springs, Virginia. Light carbonated-chalybeate waters, about 51° F. Three springs. Used by drinking in various disorders. The summer months.

Rawlins' Sulphur Springs, Wyoming. Saline-calcic-sulpho-carbonated-sulphureted waters, 48° F. Used by drinking and bathing in rheumatism.

ray [L. *radius*.] A line of light, heat, or other form of radioactivity. The rays from radium and other radioactive substances are produced by a spontaneous disintegration of the atom; they are material particles, electrically charged, or ethereal waves of the nature of those of sunlight. **actin'ic r.**, a light ray toward and beyond the violet end of the spectrum which acts upon a photograph plate and produces other chemical effects. **alpha-rays**, **α -rays**, minute particles of matter or ions, highly charged with positive electricity, emitted from radioactive bodies with enormous velocity; they have less penetrative power than beta-rays, and like them are deflected by a magnet. **Becquerel' rays**, the invisible radiation of uranium, radium, and other radioactive substances, which is capable of passing through opaque bodies, acting on photographic

plates, and discharging electrified bodies. **beta-rays**, **β -rays**, minute particles of matter, or electrons or corpuscles, charged with negative electricity, emitted with great velocity from radioactive bodies; they have properties similar to the cathode rays emitted from a Crookes' tube; they have greater penetrative power than the alpha-rays, and like them are deflected by a magnet. **canal' rays**, rays observed back of the cathode in a Crookes' tube; they are analogous to the alpha rays but of much lower velocity. **cath'ode rays**, a stream of negatively electrified corpuscles, or electrons, emitted from the negative electrode (cathode) in a Crookes' tube; their bombardment of the glass wall of the tube or of the anode gives rise to the x-rays or Roentgen rays. **gamma-rays**, **γ -rays**, waves of motion emitted from radioactive substances; they are not electrically charged particles, like the alpha or beta rays, but waves of motion analogous to, if not identical with, the x-rays; they have great penetrative power, but comparatively slight energy, and are not deflected by a magnet. **Hertz'ian rays**, ethereal waves, electrically excited, of extremely slow lateral movement; they are utilized in wireless telegraphy. **ion'ic rays**, alpha-rays. **Lenard' rays**, the cathode rays after they have emerged from a Crookes' tube through a window of aluminum foil. **New-englow'ski rays**, ethereal radiations, capable of affecting a photographic plate, given off by phosphorescent bodies after exposure to sunlight. **prim'ary rays**, the alpha, beta, and gamma rays. **r. fun'gus**, *Actinomyces*. **r. therap'eutics**, radiotherapy, actinotherapy.* **Roent'gen rays**, x-rays. **sec'ondary rays**, rays produced when certain of the primary rays impinge upon matter. **x-rays**, the ethereal waves or pulsations emitted from a Crookes' tube, excited by the bombardment of the anode target with the cathode rays; they are believed to be a series of short pulsations following each other at irregular intervals.

Ray'gat's test. If the lungs of a dead infant float in water it is a sign that the child was born alive; called also the hydrostatic test.

Raynaud's disease' (ra-no') [Maurice Raynaud, Paris physician, 1834-1881.] 1. Symmetrical asphyxia, symmetrical gangrene of the extremities; a disease affecting chiefly the hands which become white and cold, then congested, and finally, in some cases, gangrenous; these changes are accompanied by neuralgic pains, tingling, burning, and other paresthesias. The affection is regarded as a vasomotor disturbance, probably of central origin. 2. Angina vasomotoria.

Rb. Chemical symbol of *rubidium*.

R.D.A. Abbreviation of right dorsoanterior, noting a presentation of the fetus with its back toward the right acetabulum of the mother.

R.D.P. Abbreviation for right dorsoposterior, noting a presentation of the fetus with its back toward the right sacroiliac articulation of the mother.

R. E. Abbreviation for right eye.

reach. To reach.

reaction (re-ak'shun) [L. *re-*, again, + *agere*, to act.] The response of a muscle or other living tissue to a stimulus. 2. The color change effected in litmus and certain other organic pigments by contact with various substances (acids or alkalis); also the property which such substances possess of producing this change. 3. In chemistry the intermolecular action of two or more substances upon each other, whereby these sub-

stances are caused to disappear, new ones being formed in their place. **acid r.**, the change of blue litmus paper to red, indicating that the liquid or gas with which it is brought in contact is acid; the sign used to denote this is +; for example, + 15 means that the reaction of a given solution is acid, and that one liter of the solution requires 15 c.c. of a normal alkali solution to neutralize it. **al'kaline r.**, the change of red litmus paper to blue, indicating that the liquid or gas with which the paper is brought in contact is alkaline; its sign is -; see **acid r.** **chol'era-red r.**, see **cholera-red.** **conjunc'tival r.**, see under **conjunctival.** **de'pot r.**, reddening of the skin at the point where the needle entered, in the subcutaneous tuberculin test. **fo'cal r.**, the reaction at the local seat or focus of a disease to an inoculated vaccine or toxin carried there by the blood stream. **hemiop'ic r.**, Wernicke's* **r. cuta'neous r.**, cutireaction. **myasthen'ic r.**, on electric stimulation of a muscle, the contractions grow progressively weaker and finally cease, but return after a rest. **pain r.**, dilatation of the pupil in response to a stimulus causing sharp pain anywhere. **percuta'neous r.**, Moro's* test. **r. of degenera'tion**, see under **degeneration.** **r. time**, the interval between the application of a stimulus and the reaction. **se'rum r.** seroreaction. **skin r.**, cutireaction.

reactivate (re-ak'-ti-vät). To render active again, said of an inactivated immune serum to which normal serum is added.

reactivation (re-ak-ti-vä'shun). The restoration of the lytic activity of an inactivated serum by the addition of complement.

reactivity (re-ak-tiv'i-ti). 1. The property of reacting, chemically or in any other sense. 2. The process of reacting.

reagent (re-ä'jent) [L. *re-*, again, + *agere*, to act.] Something added to a complex solution to determine, by the chemical action if any resulting, the presence or absence of a certain substance. Most of the reagents employed in medicochemical procedures are named after the chemists or clinicians who first employed them.

re'agin. Wolff-Eisner's term for antibody.

real [L. *res*, a thing.] Actual, not imaginary or merely apparent.

realgar (re-al'gar) [Ar. *rahi al-ghar*, powder of the urine.] Arsenic disulphide, As₂S₂.

reasoning (re'zun-ing). The association and comparison of ideas and concepts whereby a definite conclusion or judgment is formed.

Réaumur's thermom'eter (ra-o-mür') [René Antoine Perschault de Réaumur, French physicist, 1683-1757.] A thermometer the zero point of which is the temperature of melting ice, the boiling point of water at sea-level being 80°. One degree R. = 1.25° C. = 2.65° F. See the Appendix.

recalcification (re-kal-si-fi-ka'shun) [L. *re*, again, + *calx*, lime, + *facere*, to make.] The restoration to the tissues of lost lime salts, Ferrier's* method.


Récamier's opera'tion (ra-kä-me-ä') [Joseph Claude Anselme Récamier, French gynecologist, 1774-1852.] Curettage of the uterus.

recep'tacle [L. *receptaculum*, a storage place.] 1. In botany, the tip of a floral axis from which the different parts of a flower spring, torus. 2. In botany, the placenta.

receptac'ulum [L. *recipere* to receive.] A receptacle. **r. chyli**, cisterna chyli [BNA]. **r. gan'gli petro'si**, fossula petrosa [BNA]. **r. Pecquet'i**, **r. chyli**.

recep'tor [L. *receiver*; *recipio*, I receive.] 1. In

Ehrlich's theory of immunity, one of the *er-chains** of the cell which combine with foreign substances; this foreign substance may be something needed for the nutrition of the cell or it may be a destructive toxin. When some or all the receptors of a cell are bound by toxin, the remaining receptors of that cell, or the receptors of uninjured cells, are stimulated to overproduce a (see *Weigert's* law*); those in excess of the need of the cell are thrown off and circulate in the blood, there they seize upon any toxin present and leave it so that it is unable to attack the cell; these free receptors in the blood-plasma constitute the antitoxin. 2. Sherrington's term for one of the nerve-endings in the skin and organs of sense.



RECEPTORS OF THE 1ST, 2D, AND 3D ORDER, AS NUMBERED.

1. *a*, the receptor; *b*, the combined toxin molecule with haptophore (*c*) and toxophore (*d*). *e*, haptophore, *d*, zymophore groups. *f*, combined food molecule. 2. *e*, haptophore (cytolysin), *d*, zymophore complementophile group; *k*, complement with *k* haptophore, and *s*, zymotoxic groups; *f*, combined food molecule (after Ehrlich).

r. of the first order, a **r.** which possesses only a haptophore group and can therefore merely bind the toxin or a food molecule, but cannot ferment for the digestion of the latter. **antitoxin** is a receptor of the first order. 2. **r. of the second order**, a **r.** which has two groups: a haptophore group for the anchoring of the foreign molecule and a zymophore group for its digestion. 3. **precipitins** and **agglutinins** are receptors of the second order. **r. of the third order**, a **r.** which has two combining groups, a haptophore group for the anchoring of the foreign molecule and a complementophile group which binds the complement that carries the zymotoxic principle. These receptors differ from those of the second order in that the digesting principle is not a component part of the receptor but comes to it in the complement; the cytolysins (hemolysins, bacteriolysins) are cast-off receptors of the third order. **see'salle r.**, in Ehrlich's side-chain theory a **r.** of peculiar construction which cannot be cast off to form an antibody.

recess' [L. *recessus*.] A small hollow or indentation; see **recessus**.

reces'sive [L. *recedo*, I withdraw.] The characteristic of one or the other parent which appears in the minority of the descendants; see *Mendel's* law*.

reces'sus, pl. **recessus** [L.] A recess or small hollow. **r. cochlea'ris**, cochlear recess, a depression on the inner wall of the vestibule of the labyrinth between the two limbs into which the crura vestibuli divides posteriorly; it is perforated by foramina giving passage to nerves supplying the posterior portion of the ductus cochlearis. **r. ellip'ticus** [BNA], elliptical recess, fovea hemielliptica, an oval depression in the roof and inner wall of the vestibule of the labyrinth, between the utricle and the utricle. **r. epitympan'icus** [BNA], epitympanic recess, tympanic attic; the upper portion of the tympanic cavity above the membrana tympani.

it contains the head of the malleus and the body of the incus. *r. ethmolacrimalis*, a cavity between the anterior portion of the ethmoid bone and the orbit. *r. infundibuli*, recess of the infundibulum, a funnel-shaped diverticulum leading down from the anterior portion of the third ventricle of the brain through the tuber cinereum into the infundibulum of the hypophysis (pituitary body). *r. infundibuliformis*, *r. pharyngeus* [BNA]. *r. opticus*, optic recess, a pit or diverticulum extending forward from the anterior part of the third ventricle of the brain above the optic chiasm. *r. parotideus*, a deep hollow on the side of the head below and in front of the ear; it lodges the parotid gland. *r. pharyngeus* [BNA], *r. infundibuliformis*, Rosenmüller's recess or fossa, a slit-like depression in the pharyngeal wall behind the opening of the Eustachian tube. *r. pinealis*, pineal recess, a diverticulum from the posterior part of the third ventricle of the brain passing back above the posterior commissure into the habenula or peduncle of the pineal body. *r. piriformis* [BNA], sinus piriformis, one of two deep lateral depressions in the wall of the laryngeal portion of the pharynx on either side, corresponding to the space between the cricoid and arytenoid cartilages internally and the thyroid cartilage externally. *r. sphaericus* [BNA], spherical recess, fovea hemisphaerica, a rounded depression on the inner wall of the vestibule of the labyrinth, lodging the sacculus. *r. suprapinealis*, suprapineal recess, a diverticulum from the posterior portion of the third ventricle of the brain, running backward some distance above and beyond the *r. pinealis*. *r. triangulæris*, triangular recess, an occasional evagination of the anterior wall of the third ventricle of the brain between the anterior commissure and the diverging pillars of the fornix.

recidivation (re-sid-i-va'shun) [L. *recidivare*; *re-*, back, + *cadere*, to fall.] Relapse of a disease or a symptom.

recipe (res'i-pe) [L.] 1. Take, the superscription of a prescription, usually indicated by the sign *R*. 2. A prescription or formula.

receptomotor (re-sip't-o-mo'tor). Relating to the reception of motor stimuli.

Recklinghausen's canals [Friedrich Daniel von Recklinghausen, German histologist, 1833-1910.] Minute spaces in connective tissue, the rootlets of the lymphatics. *R.'s disease*, (1) a disease marked by pigmentation of the skin, the occurrence of multiple small fibrous tumors on the skin and along the course of the nerves, pain in the joints, tenderness of the skin, and more or less marked sluggishness; multiple neurofibromatosis; (2) neoplastic arthritis deformans. *R.'s tumor*, an adenolymphofibroma in the wall of the Fallopian tube.

reclination (re-kli-na'shun) [L. *reclinare*, to bend back.] Turning the cataractous lens over into the vitreous to remove it from the line of vision; distinguished from *couching*, in which the lens is simply depressed into the vitreous.

Reclus's disease (rê-kldô') [Paul Reclus, Parisian surgeon, 1847-1914.] 1. Multiple benign cystic growths in the mammary gland. 2. Ligneous phlegmon, a peculiar indurative change in the subcutaneous connective tissue of the neck, of chronic progressive course, with little fever or pain, and with little tendency to suppuration. *R.'s method*, reduction of local anesthesia by cocaine. *R.'s perar'tion*, formation of an artifi-

cial anus in the iliac region in cases of cancer of the rectum.

Recoaro, Italy (ra-kwah'ro). Chalybeate-carbonated waters with a small quantity of lime salts, 45° F. The "Lelia Spring" is the most used. Used by drinking in disorders of the liver and intestines, debility, anemia, obesity, diseases of women, chlorosis, gravel, vesical calculus, and hemorrhoids. May to September.

recoil-atom (re-koyl' at'om). The remainder of an atom from which an alpha particle has shot off with high velocity; this remainder recoils with a velocity inversely proportional to its mass; called also *rest-atom*.

recoil-wave. Dicrotic* wave.

recollection [L. *recollectum*, something gathered up again.] The act of recalling or reviving an idea or impression formerly consciously present in the mind.

recrement [L. *recrementum*; *re*, back, + *cernere*, to separate.] A secretion, like the saliva and in part the bile, which is reabsorbed after having performed its function.

recrementitious (rê'kre-men-tish'us). Of the nature of a recrement.

recrudescence (re-kru-des'ens) [L. *re-*, again, + *crudescere*, to become bad.] A lighting up again of a morbid process or its symptoms after a period of improvement.

recrudescent (re-kru-des'ent). Becoming active again, relating to a recrudescence.

rectal. Relating to the rectum.

rectal'gia [L. *rectum* + G. *algos*, pain.] Proctalgia.

rectectomy [L. *rectum* + G. *ektomê*, excision.] Proctectomy.

rectification (rek-ti-fi-ka'shun). 1. The refining or purification of a substance, such as the low wine in the manufacture of whiskey, by fractional or repeated distillation. 2. The act of straightening.

rectify [L. *rectus*, straight, + *facere*, to make.] 1. To purify or refine. 2. To make straight.

rectitis (rek-ti'(te)'tis) [L. *rectum* + G. *-itis*.] Proctitis.

rectoabdominal (rek'to-ab-dom'i-nal). Relating to the rectum and the abdomen, noting a bimanual method of examination with one hand on the abdominal wall and a finger of the other hand, or on occasion the whole hand, in the rectum.

rectocele (rek'to-sêl) [L. *rectum* + G. *kêlê*, tumor, hernia.] Proctocele.

rectococcygeal (rek-to-kok-sij'e-al) Relating to the rectum and the coccyx; see under *raphe*.

rectococ'cypery. Proctococcypery.

rectocolitis (rek-to-ko-li'(le)'tis) [L. *rectum* + G. *kôlon*, colon, + *-itis*.] Proctocolitis.

rectocystot'omy. Proctocystotomy.

rect'one. Trade name of a special make of medicated or nutrient rectal suppositories.

rect'opexy. Proctopexy.

rectopho'bia. Proctophobia.

rect'oplasty. Proctoplasty.

rectoroman'oscopy [L. *rectum* + *S romanum*, sigmoid colon, + G. *skopeô*, I view.] A form of speculum or endoscope for aid in examining the rectum and sigmoid colon.

rect'oscope. Proctoscope.

rectos'copy. Proctoscopy.

rectostenosis. Proctostenosis.

rectos'tomy. Proctotomy.

rectot'omy. Proctostomy.

rectoure'thal. Relating to the rectum and the urethra.

rectouterine (rek-to-uter-in). Relating to the rectum and the uterus.

rectovaginal (rek-to-vaj'i-nal). Relating to the rectum and the vagina.

rectovesical. Relating to the rectum and the bladder.

rec'tum [L. *rectus*, straight.] Intestinum rectum [BNA], the terminal portion of the digestive tube, extending from the pelvic colon to the anal canal.

artificial opening into, proctostomy. bleeding, anchorrhagia, proctorrhagia. dilatation, proctectasia. discharge from, anchorrhoea, proctorrhoea. disease of, proctopathy. examination of, proctoscopy, rectoscopy. excision, proctectomy. fixation of a prolapsed, proctoptia, rectoptia; proctococcyx, rectococcyx (to the coccyx). hernia, archocele. incision into, bladder through, proctocystotomy, rectocystotomy. incision into, proctotomy, rectotomy. inflammation, proctitis, arctitis, rectitis. injection into, enema, clyster. pain, proctalgia, proctalgia, proctodynia, rectalgia, paralytia, proctoparalysis, proctoplegia, plastic surgery of, proctoplasty, prolapse, proctocece, rectocece, archocele, archoptosis, proctoptosis, exania, proctidentia ani, prolapsus ani. science relating to, proctology. stricture, archostenosis, proctostenosis, rectostenosis, proctencelis. suture of, proctorrhaphy. tumor, proctocarcinoma, proctopolypus, proctocirrhosis. ulceration of, proctocace. vicarious menstruation from, proctomenia.

rec'tus [L. straight.] See under *musculus*.

recumbent [L. *recumbere*; *re-*, back, + *cubare*, to lie.] 1. Lying down. 2. Leaning against another part.

recuperate [L. *recuperare*.] To recover, to regain health and strength.

recuperation (re-ku-per-a'shun). Recovery, restoration to the normal state.

recurrence [L. *re*, back, + *currere*, to run.] 1. A return of the symptoms, occurring as a phenomenon in the natural history of the disease, as seen in yellow fever and in recurrent fever. 2. Relapse, a return of the symptoms after convalescence had begun.

recurrent. Returned, noting symptoms or lesions reappearing after an intermission or remission. **African r. fever**, African relapsing* fever. *r. fever*, relapsing* fever.

recurvation. A backward bending or flexure.

Red Boiling Springs, Tennessee. Alkaline-saline sulphureted waters, 52° F. and 54° F. Three springs. Used by drinking and bathing in various disorders. The summer months.

Red Cross. A red Geneva cross on a white background, a sign of neutrality for the protection of the sick and wounded and the physicians and nurses caring for them in time of war. R. C. Society, an international society established for the purpose of caring for the sick and wounded in war and for giving aid in times of famine, earthquake, fire, and other public calamities; it was founded by Henri Dunant, a Swiss philanthropist [1828-1910] to carry out the recommendations of the Geneva* convention held in August, 1864.

re'dintegra'tion [L. *redintegrare*, to renew.] 1. The restoration of lost or injured parts. 2. Restoration to health. 3. Mental association, the recall of one idea by the presentation of another idea formerly associated with the first.

red-gum. 1. Strophulus. 2. Eucalyptus. *r.-g. lozenges*, trochisci eucalypti gummi.

re'dia [Francesco Redi, Italian naturalist, 1626-1698.] The intermediate (asexual) generation of certain trematode worms, by some regarded as the larval stage preceding that of cercaria; it is produced within the sporocyst and itself contains the germs of the cercaria; it is provided with an intestine which disappears in the cercaria.

redressement (ré-dres-man') [Fr.] Redressment.

r. forcé (for-sa'), the straightening by force of a deformed part, as of a knock-knee.

redress'ment. 1. Correction of a deformity, putting a part straight. 2. A renewed dressing of a wound.

Red Spring, No. 2, Tennessee. Saline-calcareo-phureted waters, 52° F. One spring. Used by drinking and bathing in various disorders. The summer months.

Red Sulphur Springs, West Virginia. Light-calcic-sulphureted waters, 51° F. Two springs. Used by drinking in hemoptysis, early phthisis, chronic laryngitis, pharyngitis, and bronchitis.

reduce (re-dūs') [L. *re-*, back, + *ducere*, to lead.]

1. To replace, as the bowel in a hernia, the end of a fractured bone, or a dislocation. 2. In chemistry to deoxidize, to restore an oxide to its metallic form. 3. To weaken. *reduced iron*, ferrum reductum, reducing agent, any substance which, like hydrogen, has the power of removing oxygen from its compounds.

reducible (re-du'si-bl). Capable of being reduced, noting a hernia or a dislocation.

reduc'tase. A reducing enzyme.*

reduc'tion. The act of reducing or the condition of being reduced. 1. of the chromosomes, union of the chromosomes in pairs, whereby their number is halved, in the fertilized cell.

reduc'tion-phase. Meiotic phase.

redun'dant [L. *redundare*, to overflow.] Exuberant, more than normal or necessary.

reduplica'tion [L. *re-*, again, + *duplicare*, to double.]

1. A doubling, as of the sounds of the heart in certain morbid states. 2. A fold or duplication.

red'water fever. Texas* cattle fever.

red'water tree bark. Erythrophileum.

Reed's operation [Charles Alfred Lee Reed, Cincinnati gynecologist, *1856.] Ligature in excision of the plexus of veins in tubo-ovarian varicose.

reinforcement (re-en-fors'ment). Reinforcement.

Rees's test [George Owen Rees, English physician, 1813-1889.] For albumin in the urine: an alcoholic solution of tannin will precipitate albumin. **refine** (re-fin') [L. *re-*, again, + *fingere*, to form.] To free from impurities.

reflect [L. *re-*, back, + *flectere*, to bend.] 1. To bend back. 2. To throw back, as the rays of light from a mirror. 3. To meditate, to think over a matter. 4. To send back a motor impulse in response to a sensory stimulus, referring to the nervous centers. **reflect'ed ray**, a ray of light or other form of radiant energy which is thrown back from a non-permeable or non-absorbing surface; the ray which strikes the surface before reflection is the *incident ray*.

reflection, **reflexion** (re-flek'shun). 1. A bending back. 2. The throwing back of a ray of light or other form of radiant energy from a surface. 3. Meditation.

reflector. Any surface which reflects the waves of light, heat, or sound.

reflex [L. *re-*, back, + *flectere*, to bend.] Redirecting. **reflected**. 1. action, the performance of a function or an involuntary muscular movement under the control of an impulse transmitted from a nerve-center in response to a stimulus sent from the periphery to that center; a *reflex arc*, the path travelled by the nervous influence causing a *r. action*; it includes the afferent nerve, the nerve-center, and the efferent nerve to the acting muscle, gland, or organ. 2. *reflex center*, the nerve-center included in the *r. arc*. 3. *reflex movement*, an involuntary muscular contraction of reflex nature; see *r. action*.

reflex [L. *re-*, back-, + *flectere*, to bend.] 1. A reaction, an involuntary movement or exercise of function in a part, excited in response to a stimulus applied to the periphery and transmitted to the nervous centers in the brain or spinal cord; see also *phenomenon*. [For the eponymic terms (*Abrams reflex*, *Babinski reflex*, etc.) under this title, see the proper names.] 2. A reflection.

abdom'inal r., a contraction of the rectus abdominis muscle following scratching of the skin on its outer border.

accommoda'tion r., ciliary r.

Achill'es r., a contraction of the calf muscles when the tendo calcaneus is sharply struck, ankle r.

acro'mial r., flexion and pronation of the forearm when the tip of the shoulder is smartly struck.

a'nal r., contraction of the internal sphincter gripping the finger passed into the rectum.

ank'le r., ankle-jerk, a sudden contraction of the calf muscles, extending the foot, when the Achilles tendon is tapped, the subject kneeling on a chair with the foot hanging loosely.

biceps r., contraction of the biceps muscle when its tendon is struck.

bulbocav'ernous r., virile r.

chem'ical r., a vital process resulting from the action of a hormone in the blood.

chin r., contraction of the masseter muscles when the chin is tapped.

cil'ary r., accommodation r., contraction of the pupil when the gaze is turned from a distant to a near object.

clil'op'nyal r., pupillary-skin r.

consen'sual r., contraction of the pupil of one eye when a light stimulus is applied to the other eye.

controlat'eral r., when one lower extremity is passively flexed a similar movement occurs on the other side, or if this side is already flexed an extension may occur; noted by Brudzinski in meningitis in children.

cor'neal r., (1) a contraction of the eyelids when the cornea is lightly touched with a camel's-hair pencil; (2) reflection of lines, as the bars of a window or the circles of a keratoscope, from the surface of the cornea.

cremaster'ic r., a drawing up of the scrotum and testicle of the same side when the skin over Scarpa's triangle or on the inner side of the thigh is scratched.

crossed r., a stimulus applied to one side of the body causes a reflex movement on the opposite side.

cuta'neous pup'il r., pinching the skin of the neck or cheek causes dilatation of the pupils.

deep r., tendon r., an involuntary muscular contraction following percussion of a tendon or bone.

direct' r., a reflex movement occurring on the same side of the body as that to which the stimulus is applied.

dor'sal r., contraction of the spinal muscles when the skin of the region is irritated.

el'bow r., triceps r.

epiga'stric r., a contraction of the upper portion of the rectus abdominis muscle when the skin of the epigastrium above is scratched.

erec'tor-spi'nal r., a contraction of part of the erector spinae muscle following scratching of the skin on its outer border.

fas'cial r., vomiting from tickling of the fauces.

front-tap r., contraction of the gastrocnemius muscle when the shin is struck.

gas'trocol'ic r., a strong peristaltic wave in the colon assumed to be a reflex excited by the entry of food into the empty stomach.

gas'troill'eac r., relaxation of the ileocecal valve occurring in response to the stimulus excited by the presence of food in the stomach.

glu'teal r., contraction of the gluteal muscles following irritation of the skin of the buttocks.

hu'moral r., chemical r.

invert'ed rad'ial r., flexion of the fingers without flexion of the forearm, on tapping the lower end of the radius; regarded as indicating a lesion of the fifth cervical segment of the spinal cord.

jaw r., a sudden contraction of the elevator muscles of the jaw, caused by a smart tap on a flat ruler laid

across the teeth while the jaw hangs loosely open; jaw-jerk.

knee r., patellar r.

lid r., corneal r. (1).

light r., pupillary r.

mus'cular r., tendon r.

myenter'ic r., contraction above and relaxation below a stimulated point in the intestine.

na'sal r., sneezing caused by irritation of the nasal mucous membrane.

nasomental r., contraction of the mentalis muscle following a tap on the side of the nose.

pal'atine r., touching the mucous membrane of the roof of the mouth causes an elevation of the velum pendulum palati.

pal'mar r., flexion of the fingers following tickling of the palm.

paradox'ical exten'sor r., Babinski* r.

paradox'ical flex'or r., Gordon's* r.

paradox'ical patell'ar r., (1) a tap on the patellar tendon causes contraction of the adductor; (2) sudden passive extension of the leg causes a contraction of the extensor muscles of the leg.

paradox'ical pup'illary r., dilatation of the pupil under the stimulus of light.

patell'ar or patell'ar-ten'don r., knee-jerk, a sudden contraction of the anterior muscles of the thigh, caused by a smart tap on the patellar-tendon while the leg hangs loosely at a right angle with the thigh.

perio'steal r., (1) front-tap r.; (2) a muscular contraction in the arm following a tap on the radius or ulna.

pharyn'geal r., a stimulus to the mucous membrane of the pharynx causes swallowing movements.

plan'tar r., a flexion of the toes following scratching or tickling the sole of the foot; sometimes dorsal flexion of the foot is produced.

pup'illary r., contraction of the pupil under the stimulus of light.

pup'illary-skin r., dilatation of the pupil following scratching of the skin of the cheek or chin.

ra'dial r., on tapping the lower end of the radius flexion of the forearm occurs, and sometimes, on strong percussion, flexion of the fingers; see inverted radial r.

rec'tal r., the entrance of fecal matter into the rectum from the sigmoid colon causes an impulse to defecate.

scap'ular r., contraction of any of the scapular muscles following scratching or otherwise irritating the skin covering them.

se'nile r., a grayish r. from the pupil of the aged due to the normal senile hardening of the lens.

shot-silk r., an incandescence like that of shot-silk sometimes seen in the retina in childhood.

skin r., superficial r.

skin-pup'illary r., pupillary-skin r.

sole r., plantar r.

spi'nal r., a r. the center of the arc of which lies in the spinal cord.

superf'icial r., skin r., an involuntary muscular contraction following irritation of the skin in the neighborhood.

tarsophalan'geal r., flexion (instead of the normal extension) of the 2d and 3d (sometimes 2d to 5th) toes when the dorsum of the foot is lightly tapped; it has the same significance as the Babinski sign, indicating an organic lesion of the motor nerve-centers.

tendo Achill'is r., Achilles r.

ten'don r., deep r.

toe r., (1) strong passive flexion of the great toe excites contraction of the flexor muscles in the leg; (2) sudden passive extension causes rhythmical contraction of the great toe, toe-clonus; (3) Babinski's phenomenon.

tri'ceps r., elbow-jerk, a sudden contraction of the triceps muscle caused by a smart tap on its tendon when the forearm hangs loosely at a right angle with the arm.

vir'ile r., a movement of contraction of the bulbous portion of the urethra caused by tapping the under surface or side of the penis close to the scrotum.

visceromo'tor r., contraction of the muscles of the thorax or abdomen in response to a stimulus from one of the contained viscera.

viscerosen'sory r., an area of pain or sensitiveness to pressure in the external body-wall due to disease of one of the viscera; see *Head's* zones*.

reflex'a. *Decidua* reflexa*.

reflexogen'ic [G. *gennadō*, I produce.] Causing a reflex.

reflexom'eter [G. *metron*, measure.] An instrument for measuring the force of the tap necessary to excite a reflex.

reflexophile (re-fleks'o-fil) [G. *phileō*, I love.] Having exaggerated reflexes.

reflux [L. *refluxus*; *refluere*, to flow back.] A backward flow; regurgitation.

refract' [L. *refractus*; *refringere*, to break back.] 1. To deflect a ray of light. 2. To detect an error of refraction in the media of the eye and to correct it by means of glasses.

refrac'ta do'si [L. in broken dose.] In divided doses, noting a definite quantity of a drug taken within a certain time in a number of equal fractional parts.

refrac'tion. 1. The deflection of a ray of light when it passes from one medium into another of different density; in passing from a denser into a rarer medium it is deflected away from a line perpendicular to the surface of the refracting medium, in passing from a rarer to a denser medium it is bent toward this perpendicular line. 2. The act of determining the nature and degree of the refractive errors in the eye and correction of the same by glasses.

refrac'tionist. One skilled in the art of measuring the degree of refraction in the eye; one who scientifically determines visual defects and corrects them by means of lenses.

refrac'tive. Relating to refraction.

refractom'eter [G. *metron*, measure.] An instrument for measuring the degree of refraction.

refrac'tory [L. *refractorius*.] Obstinate, not yielding readily to treatment. *r. pe'riod*, the period of contraction of the heart during which it fails to respond to stimuli.

refrac'ture. The breaking again of a bone which has united, after a previous fracture, in a bad position.

refrangible (re-fran'jī-bl) [L. *refrangere*, to break back, + *habilis*, apt.] Capable of being refracted.

refresh' [L. *re-*, again, + *resco*, fresh.] 1. To renew, to cause to recuperate. 2. To freshen, to pare or scrape two opposing surfaces of an old wound so that they may unite.

refrigerant (re-frij'er-ant) [L. *refrigerare*.] 1. Cooling, reducing slight fever. 2. An agent which gives a sensation of coolness or relieves fever, ishness.

refrigera'tion. The act of cooling or reducing fever.

refrin'gent. Refractive.

refu'sion [L. *refundere*, to pour back.] The return to the circulation of blood which has been temporarily cut off by ligation of a limb.

regard' [Fr. *regarder*, to look at.] Look, attention, gaze. *plane of r.*, an imaginary plane through which the point of regard moves as the eyes are turned from side to side. *point of r.*, the fixation point, the point toward which the eye is directed when vision is most distinct.

regenerate (re-jen'er-āt) [L. *re-*, again, + *generare*, to produce.] To renew, to reproduce.

regenera'tion. Reproduction or repair of lost or injured parts.

regimen (rej'i-men) [L. direction, rule.] 1. A regulation of the mode of living, diet, sleep, exercise, etc., for a hygienic or therapeutic purpose. 2. Diet. 3. Hygiene.

reg'io, gen. *regio'nis*, pl. *regio'nes* [L.] A region or territory; area. See illustration in the Appendix.

region (re'jun) [L. *regio*.] Area, territory. 1. A more or less arbitrarily limited portion of the surface of the body. 2. A portion of the body having a special nervous or vascular supply. 3. A part of an organ having a special function. 4. The motor region of the brain.

regional (re'jun-al). Relating to a region.

regression (re-gresh'un) [*regredi*, to go back] : 1. Recession, a subsidence of symptoms. 2. Return of symptoms, relapse. 3. Any retrograde movement or action.

regress'ive. Relating to or characterized by regression.

reg'ula [L. *regula*, a rule.] 1. According to rule, typical, normal. *r. pract'itioner*, a physician who does not proclaim himself as the adherent of a school or sect in medicine or who does not hold exclusively any special system of therapeutics; a non-sectarian; sometimes called *erroneously* an allopathic practitioner.

reg'ulin. Trade name of a preparation, said to be a mixture of cascara sagrada and agar-agar, a brown scaly powder, forming a jelly with water, employed in the treatment of habitual constipation in doses of 3i-2 (4.0-8.0).

regur'gitant. Regurgitating, flowing backward.

regurgitate (re-gur'jī-tāt) [L. *re-*, back, + *gurgito*, to flow.] 1. To flow backward. 2. To expectorate contents of the stomach in small amounts, often of vomiting.

regurgita'tion. 1. A backward flow, as of blood through an incompetent valve of the heart. 2. The return of gas or small amounts of food to the stomach.

Reichel's duct (ri'khel) [Friedrich Paul Reichel, German obstetrician, *1858.] Cloacal duct; a fissure between the cloaca and Douglas's sac in the embryo.

Reichenhall, Bavarian Alps (rikh'en-hahl). Salt waters. Sixteen springs. Used internally and by bathing in scrofula, bronchial catarrh, chronic lymphatic affections, asthma, emphysema, chronic catarrhal affections of the respiratory organs, and general debility. May 1 to October 31.

Reichert's car'tilage (ri'khert) [Karl August Reichert, Berlin anatomist, 1811-1884.] A cartilage in the mesenchyme on the outer side of the primitive tympanum in the embryo, from which are developed the styloid processes, the stylohyoid ligaments, and the lesser cornua of the hyoid bone. *R.'s coch'lear re'cess*, a small area at the posterior portion of the pyramis vesicle perforated to give passage to filers which is the cochlear branch of the auditory nerve leads to the posterior extremity of the cochlear canal. *R.'s innom'inate sub'stance*, the posterior part of the anterior perforated space. *R.'s scar*, a small area on the impregnated ovum, where decidual tissue is absent, its place being taken by a fibrinous membrane formed from a decidua at its point of entrance into the mucous membrane.

Reichmann's disease' (rikh'mahn) [Reichmann, German physician, contemporary.] Excess of secretion of gastric juice continuing without intermissions; gastrosuccorhea.

Reid's base-line [Robert William Reid, Scottish anatomist, *1851.] A line drawn from the lower margin of the orbit to the auricular point of the aperture of the external auditory meatus and extending backward to the center of the occipital bone.

Reil's an'sa (rfl) [Johann Christian *Reil*, German anatomist, 1759-1813.] *Ansa peduncularis*. **R.'s band**, **R.'s ribbon**. **R.'s cir'cular or lim'iting sul'cus**, sulcus circularis. **R.'s is'land**, insula. **R.'s rib'bon**, lemniscus medialis. **R.'s sul'cus**, sulcus circularis. **R.'s tri'angle**, trigonum lemnisci.

re'implan'tation. The return of a part to the place which it was taken, as an extracted tooth to its socket; replantation.

re'in'fection. A second infection by the same microorganism, after recovery from or during the course of a primary infection.

reinforcement (re'in-fors'ment). An increase of force or strength, noting specifically the increased sharpness of the patellar reflex when the patient at the same time closes the fist tightly or pulls against the flexed fingers or contracts some other set of muscles.

re'inocula'tion. A reinfection by means of inoculation.

Reinach's test. A strip of copper is placed in the suspected fluid which is then acidulated with hydrochloric acid and boiled; if arsenic is present a gray deposit occurs on the copper, and this deposit on heating is sublimated and deposited as a crystalline layer on a piece of glass held above the copper strip.

re'insur'ance. Insurance by one company in another of all or part of a risk already assumed by the first company.

re'inver'sion. The correction, spontaneous or operative, of an inversion, as of the uterus.

Reissner's muscles (ris's-en) [François Daniel *Reissner*, Berlin anatomist, 1773-1828.] Microscopic smooth muscle fibers in the smallest bronchial tubes.

Reissner's mem'brane (ris'ner) [Ernst *Reissner*, Berlin anatomist, 1824-1878.] *Membrana vestibularis Reissneri*.

rejuvenescence (re-ju-ven-es'ens) [L. *re-*, again, + *juvenescere*, to grow young.] 1. A renewal of youth; the return of a cell or tissue to a state in which it was in an earlier stage of existence. 2. In botany, the escape of the protoplasm of a cell and its conversion into a cell of a different character, as occurs in certain algae.

relapse' [L. *re-*, back, + *lapsus*, a sliding.] The return of a disease after it has once spent its course.

relapse'ing. Recurring, said of a disease which returns in a new attack after convalescence has begun. **Af'rican r. fe'ver**, tick fever, an infectious disease marked by a number of recurring attacks of fever with headache and (in Europeans) vomiting; the latter symptom is less constant in the native; the fever lasts about three days, but the apyretic interval may be from a few days to several weeks; the specific parasite is a spirochete, *Spirochata duttoni*, the intermediate host of which is a tick, *Ornithodoros moubata*. **r. fe'ver**, recurrent fever, an acute infectious disease caused by the *Spirochata obermeieri*; it is marked by a number of febrile attacks lasting about six days and separated from each other by apyretic intervals of about the same length; the microorganism is found in the blood during the febrile periods but not in the intervals; the intermediate host is believed to be the bedbug, *Cimex lectularius*.

rel'ative [L. *relatus*; *referre*, to refer.] Referring or having relation to another object or subject; not existing independently. **r. field**, that portion of the cerebral cortex, a lesion of which may or may not produce spasm or paralysis.

relax' [L. *re-*, back, + *laxare*, to loosen.] 1. To loosen, to slacken. 2. To cause a movement of the bowels.

relax'ant. 1. Laxative. 2. Relieving strain or tension.

relief'. The removal of pain or distress, physical or mental.

relieve (re-lév') [L. *re-*, again, + *levare*, to lift.] To free wholly or partly from pain or discomfort, either physical or mental.

relig'ious (re-lij'i-o'sus) [L. religious.] The superior rectus muscle of the eye which rolls the eyeball upward, as in the act of prayer.

Remak's band (ra'mahk) [Robert *Remak*, German anatomist, 1815-1865.] Axis-cylinder. **R.'s fi'b'ers**, non-medullated nerve-fibers. **R.'s gang'-lia**, groups of nerve-cells in the wall of the venous sinus where it joins the right atrium of the heart. **R.'s nu'clear divi'sion**, amitosis. **R.'s plex'us**, Meissner's plexus, plexus* submucosus.

Remak's re'flex (ra'mahk) [Ernst Julius *Remak*, German neurologist, son of Robert R., 1849-1911.] Stroking of the upper anterior surface of the thigh causes plantar flexion of the first three toes and sometimes of the foot, with extension of the knee; it occurs when the conducting paths in the cord are interrupted. **R.'s sign**, the dissociation of the sensations of touch and of pain in tabes dorsalis and polyneuritis. **R.'s type**, antebrachial type, paralysis localized in the extensor muscles of the fingers and wrist.

remediable (rè-me'di-a-bl) [L. *remediare*, to cure, + *habilis*, apt.] Curable.

reme'dial [L. *remedialis*; *remediare*, to cure.] Curative.

rem'edy [L. *remedium*; *re-*, again, + *mederi*, to cure.] An agent which cures disease or alleviates its symptoms. **concor'dant rem'edies**, in homeopathy, remedies of dissimilar origin whose actions are similar, and which may therefore be given in succession. **inim'ical rem'edies**, in homeopathy, remedies whose actions are dissimilar or antagonistic and which therefore may not be given in succession. **tissue r.**, see under *tissue*.

Remij'ia [*Remijo*, a Columbian physician, 19th century.] A genus of small trees or shrubs, natives of South America, the bark of several species of which (*cuprea bark*) is similar to cinchona bark.

remineraliza'tion. The return to the body of necessary mineral constituents lost through disease or dietary errors.

remission (re-mish'un) [L. *remissus*; *re-*, back, + *mittere*, to send.] A lessening in severity; a temporary abatement of the symptoms of a disease.

remit' [L. *remittere*, to slacken.] To become less marked for a time without absolutely ceasing.

remit'tence. A temporary amelioration, without actual cessation, of symptoms.

remit'tent. Characterized by temporary remissions or periods of abatement of the symptoms. **r. fever**, a severe form of malarial fever in which the temperature falls periodically, nearly but not quite to the normal, the new paroxysm occurring before the symptoms of the former have entirely disappeared.

ren, gen. *re'nis*, pl. *re'nes* [L.] Kidney.

ren'aden [L. *ren*, kidney, + G. *adēn*, gland.] Trade name of an extract of lambs' or c. ves' kidneys, recommended in the treatment of certain renal affections.

renaglandin (ren-ā-glan'din). Trade name of a

preparation of the suprarenal gland recommended in hemophilia and menorrhagia.

re'nal. Relating to a kidney or the kidneys.

Renaut's lay'er (rè-no') [Joseph Louis *Renaut*, French physician, *1844.] Ranvier's basement membrane, a thin hyaline layer separating the dermis or corium from the epidermis.

ren'culus. Reniculus.

Rendu's meth'od (ron-dû') [Henri Jules Louis Marie *Rendu*, French physician, 1844-1902.] Smearing the peritoneum with camphor naphthol, after laparotomy and lavage, in the treatment of tuberculous peritonitis. R.'s tremor, an intention tremor of hysterical origin.

renestyp'ticin (ren-e-stip'ti-sin). Trade name of a suprarenal preparation.

renicaps'ule [L. *ren*, kidney, + *capsula*, capsule.] The capsule of the kidney.

renicard'iac [L. *ren*, kidney, + G. *kardia*, heart.] Nephrocardiac.

renic'ulus, pl. *reniculi* [L. dim. of *ren*, kidney.] Lobus renalis [BNA], one of the lobules, corresponding to a pyramid and its surrounding cortical substance, of which the kidney is originally composed.

ren'iform [L. *ren*, kidney, + *forma*, form.] Kidney-shaped.

ren'in. Trade name of an extract of lambs' or calves' kidneys, recommended in the treatment of certain renal diseases.

reniportal (ren'i-por'tal) [L. *ren*, kidney, + *porta*, gate.] 1. Relating to the hilus of the kidney. 2. Relating to the portal, or venous capillary circulation in the kidney.

renipuncture (ren'i-punk'tûr) [L. *ren*, kidney, + *punctura*, puncture.] Incision of the capsule of the kidney followed by multiple puncture of the substance of the organ, performed for the relief of tension and the cure of albuminuria.

ren'net. 1. A preparation of the fourth stomach, or abomasum, of the calf, used in curdling milk. 2. Rennin (1).

ren'nin. 1. Rennet, chymosin, an enzyme, present as such (or as a zymogen) in the chief cells of the gastric tubules. 2. A name proposed by Tigerstedt and Bergmann for a supposed internal secretion of the kidney which acts as a vasoconstrictor.

rennin'ogen. Prorennin, prochymosin, pexinogen the zymogen of rennin.

ren'nogen. Renninogen.

renocutaneous (ren'o-ku-ta'ne-us) [L. *ren*, kidney, + *cutis*, skin.] Relating to the kidneys and the skin.

renogas'tric [L. *ren*, kidney, + G. *gastër*, stomach.] Relating to the kidneys and the stomach.

renointestinal (ren'o-in-tes'ti-nal). Relating to the kidneys and the intestine.

renopulmonary (ren'o-pul-mon-a-ri). Relating to the kidneys and the lungs.

repand' [L. *repandus*, bent or turned back.] Noting a leaf or a bacterial colony with edge marked by a series of slightly concave segments with angular projections at their points of union; see cut under *colony*, 3. c.

repell'ent [L. *repellere*, to drive back.] 1. Reducing swelling. 2. An astringent or other agent which reduces swelling.

repeller (re-pel'er). An instrument used, in abnormal labor in mares and cows, for pushing back a part presenting badly.

repercolation (re-pur-ko-la'shun). Repeated percolation; the passage of the percolating fluid through the same substance a second time, or through a fresh quantity of the same sort.

repercussion (re-pur-kush'un) [L. *repercutio*, to drive back.] The driving away of a swelling.

repercuss'ive. Driving in or away, repellent.

rep'ertory [L. *repertorium*, list, inventory.] 1. A homeopathic practice an index of symptoms of the symptoms peculiar to a special case with the name of the remedy or remedies having the same symptom, i.e. producing the same symptom when given in a proving.

replanta'tion [C. *re*, again, + *plantare*, to plant.] Noting the experiment of removing an organ or other part of the body, replacing it, and restoring its circulation by vascular anastomosis.

reimplantation. 1. In dentistry, specifically, the replacing of a tooth into the socket from which it has been extracted.

reple'tion [L. *repletio*, repleto, to fill up.] Plethor.

reposition (re-po-zish'un) [L. *repositus*, repositum, lay up.] The return of a part to its normal position.

reposit'or. An instrument used to replace a displaced part, especially a prolapsed uterus.

repression (re-presh'un) [L. *reprimere*, to repress.] In psychology, the thrusting back of a conscious thought into the unconscious sphere.

reproduc'tion [L. *re*, again, + *producere*, to produce.] 1. The restoration of lost parts, regeneration. 2. The recall and presentation in the mind of steps of a former impression. 3. Procreation; the production of a new generation of living beings.

reproduc'tive. Relating to reproduction.

repullulation (re-pul-u-la'shun) [L. *re*, again, + *pullulare*, to sprout.] Renewed germination; the return of a morbid process or growth.

repul'sion [L. *repulsus*; *repellere*, to drive back.] 1. The act of repelling or driving apart; opposite to attraction. 2. Aversion.

resal'dol. An acetyl derivative of a condensation product of chlormethylsalicylic aldehyde and resorcin, a yellow powder insoluble in water employed in tuberculous and catarrhal ulcers of the intestine in doses of gr. 10-30 (0.6-2.0).

resal'gin. Resoreylalgin.

resect' [L. *resectus*; *resecare*, to cut off.] 1. To cut, especially to cut off the articular ends of two bones forming a joint. 2. To cut out a segment of a part, as of the intestine.

resection (re-sek'shun). Removal of the articular ends of one or both bones forming a joint, or a segment of any part, such as the intestine.

reserve (re-zurv') [L. *re*, back, *servare*, to keep.] In life insurance, the funds devoted to the payment of death claims, being the receipts from the net premiums with the interest earned thereon.

initial r., the r. at the beginning of a policy year; being the terminal r. of the previous year plus the net premium for the new year. **terminal r.**, the balance of the insurance fund, or reserve, at the end of the policy year after deducting the amount paid in death claims.

reservoir (rez'er-vvôr) [Fr.] A storage place for liquids; receptaculum.*

residual (re-zid'u-al) [L. *residuum*, residua.] 1. Relating to or of the nature of a residue; left behind. 2. An abscess, an abscess, partly absorbed, remaining after the inflammatory process causing it has disappeared. 1. air, see air.

residue (rez'i-du) [L. *residuum*.] Remainder. 1. typhoid r., see under typhoid.

resid'uum [L.] Residue. 1. r. rubrum, trade name of a desiccated ox-blood, recommended in anæmia in doses of gr. 5 (0.3).

resilience (re-sil'i-ens) [L. *resiliere*, to pump back.] Elasticity.

res'in. 1. An amorphous brittle substance consisting of the hardened secretion of a number of plants, probably derived from a volatile oil and similar to a stearoptene. 2. Rosin, the special resin of the pharmacopeia, *resina*. 3. A precipitate formed by the addition of water to certain tinctures. **ac'aroid r.**, acaroid gum, a resinous exudate from certain species of *Xanthorrhoea*, a genus of Australian trees. **gum r.**, see *gum-resin*.

res'ina [L.] 1. Resin. 2. (U.S., Br.) Rosin, colophony, the residue after distillation of the volatile oil from turpentine; a brittle, easily powdered, translucent, resinous mass, of an amber to reddish brown color, soluble in ether and chloroform, but insoluble in water; employed in plasters to render them adhesive and also in ointments to render them locally stimulating. **r. co'pal**, copal. **r. draco'nia**, dragon's blood, a resin obtained from the fruit of *Calamus draco*, an East Indian palm; formerly an ingredient of plasters but now seldom used. **r. jala'pae** (U.S.), resin of jalap, in yellowish brown masses, soluble in alcohol; purgative in doses of gr. 2-5 (0.13-0.3). **r. podophyl'i** (U.S.), podophylli *resina* (Br.), resin of podophyllum, podophyllin, a grayish to greenish yellow powder, soluble in alcohol; laxative in doses of gr. $\frac{1}{16}$ - $\frac{1}{8}$ (0.003-0.006). **r. podophyl'i in'dici** (B.A.), resin of Indian podophyllum, from *P. emodi*; cathartic and cholagogue in doses of gr. $\frac{1}{2}$ -1 (0.015-0.06). **r. scammo'ni** (U.S.), scammonii *resina* (Br.), resin of scammony, occurs in dark yellow resinous masses or a light yellow powder of little odor or taste; dose, gr. 5-10 (0.3-0.6).

res'inoid [L. *resina*, rosin, + G. *eidos*, resemblance.] 1. Resembling rosin. 2. An extract obtained by evaporating a tincture. 3. A substance containing a resin or resembling one.

res'inol. Trade name of an antiseptic preparation used in the form of an ointment in the treatment of various skin diseases.

res'inous. Relating to or derived from a resin.

resis'tance. 1. A passive force exerted in opposition to another and active force. 2. The opposition in a conductor to the passage of a current of electricity, whereby there is a loss of energy and a production of heat. 3. The power residing in the red blood cells to resist hemolysis and to preserve their shape under varying degrees of osmotic pressure in the liquor sanguinis. **r. coll.**, rheostat.

resolu'tion [L. *resolutus*; *resolvere*, to resolve.] The arrest of an inflammatory process without suppuration; the absorption or breaking down and removal of the products of inflammation, as in pneumonia, or of a new growth.

resolve (re-zolv') [L. *re-*, again, + *solvere*, to loosen.] To return or cause to return to the normal without suppuration, said of a phlegmon or other form of inflammation. **resolv'ing power**, definition (of a lens).

resol'vent. 1. Discutient, causing resolution. 2. An agent which arrests an inflammatory process or causes the absorption of a neoplasm.

res'onance [L. *resonare*, to resound, to echo.] 1. The sound obtained on percussing a part which can vibrate freely. 2. The intensification and hollow character of the voice sound obtained on auscultating over a cavity. **amphor'ic r.**, a percussion sound like that produced by blowing across the neck of an empty bottle, obtained by percussing over a pulmonary cavity, the patient's mouth being open. **bandbox r.**, vesiculotym-

panitic **r.** **bell'metal r.**, a clear metallic sound obtained by striking a coin held against the chest by another coin, in cases of a large pulmonary cavity or of pneumothorax. **cracked-pot r.**, a peculiar sound, resembling that heard on striking a cracked pot, elicited on percussing over a pulmonary cavity which communicates with a bronchial tube, the patient having the mouth open. **hydat'id r.**, a peculiar vibratile **r.** heard on auscultatory percussion over an hydatid cyst. **Skoda'ic r.**, see *Skodaic*. **tympanit'ic r.**, a drum-like **r.** obtained by percussion over a large space filled with air, as the stomach or intestine, or a large pulmonary cavity. **vesic'ular r.**, the sound obtained on percussing over the normal lungs. **vesic'ulotympanit'ic r.**, a peculiar partly tympanitic partly vesicular sound, obtained on percussion in cases of pulmonary emphysema. **vocal r.**, the voice sounds as heard on auscultation of the chest. **wooden r.**, vesiculotympanitic **r.** **res'onant.** Resounding, having the quality of resonance.

resor'bin. An unguent made of a thick emulsion of expressed oil of almond, yellow wax, gelatin, soap, water, and lanolin; used as a vehicle for remedies to be exhibited by inunction, as it is said to be very readily absorbed through the skin.

resor'cin. Resorcinol.

resorcinol (re-zor'sin-ol) [*resin* + *orcin* + L. *oleum*, oil.] 1. (U.S.) Resorcin, metadihydroxybenzene, $C_6H_4O_2$; a diatomic phenol obtained from sodium benzenemetadisulphonic acid by heating with sodium hydroxide; a white crystalline powder soluble in water; employed internally for the relief of nausea, asthma, whooping cough, and diarrhea in doses of gr. 5-10 (0.3-0.6), but chiefly as an external antiseptic in psoriasis, eczema, seborrhea, and ringworm. Pyrocatechin and hydroquinone are isomers of resorcinol. 2. A compound of equal parts of resorcinol (1) and iodoform, a brown powder; employed as an antiseptic dusting powder for wounds, ulcers, etc., and in 5 to 15 per cent. ointment in psoriasis and other skin diseases. **r. eucalypt'ol**, a white powder, antiseptic; employed externally in ointment or solution in the treatment of skin diseases, and in aqueous solution by inhalation in pulmonary tuberculosis. **r. monac'etate**, euresol. **r. phthal'ein anhy'dride**, fluorescein. **r. salol**, employed as an intestinal antiseptic in doses of gr. 3-8 (0.2-0.5).

resorci'num. (U.S. 1890.) Resorcinol.

resorcy'al'gin. A compound of antipyrine and betaresorcylic acid; antipyretic and analgesic.

resorb' [L. *re-*, again, + *sorbere*, to suck up.] To reabsorb, to absorb what has been excreted, as an exudate or pus.

resorpyrine (re-zor-pi'rën). A reaction product of resorcinol and antipyrine, a white powder; analgesic and antipyretic in doses of gr. 5-10 (0.3-0.6).

resorption (re-sorp'shun). The act of resorbing; the removal of an exudate, a blood-clot, pus, etc., by absorption.

respi'rable [L. *respirare*, to breathe, + *habilis*, apt, fit.] Fit for respiration.

respira'tion [L. *respirare*, to breathe.] 1. A function common to all living plants or animals, consisting in the taking in of oxygen and the throwing off the products of oxidation in the tissues, mainly carbon dioxide and water. 2. The sound of the air moving in the bronchi and lungs heard on auscultation. **abdom'inal r.**, effected mainly by the action of the diaphragm, the movement

being chiefly of the abdominal walls. **amphoric r.**, a sound like that made by blowing across the mouth of a bottle, heard on auscultation in some cases in which a large pulmonary cavity exists, or occasionally in pneumothorax. **artificial r.**, the maintenance of respiratory movements by artificial means in cases of suspended animation. The various methods are the Marshall Hall, by rolling and pressure on the thorax with the patient prone; the Silvester, by alternately raising the arms above the head and lowering them, making pressure on the chest with the patient supine; the Howard, by intermittent pressure on the chest with the patient supine; the Schaefer, by intermittent pressure on the chest, the patient being prone; the Laborde, by rhythmical tongue traction; and the Fell-O'Dwyer, by insufflation through an O'Dwyer tube; in the case of a still-born infant the Prochownik, Schultze, and Buist methods are used; see these names. **bronchial r.**, a tubular blowing sound caused by the passage of air through a bronchus in an area of consolidated lung tissue. **bronchocavernous r.**, combined bronchial and cavernous r. **bronchovesicular r.**, combined bronchial and vesicular r. **cavernous r.**, a hollow reverberating sound heard on auscultation over a cavity in the lung. **cogwheel r.**, jerky or interrupted r., the inspiratory sound being broken into two or three by silent intervals. **costal r.**, thoracic r. **diaphragmatic r.**, abdominal r. **divided r.**, the occurrence of a distinct pause, noted on auscultation, between the inspiratory and expiratory sounds; observed in cases of advanced emphysema. **interrupted r.**, cogwheel r. **jerky r.**, cogwheel r. **metamorphosing r.**, bronchocavernous r., the first part of inspiration being bronchial the last part cavernous. **physiological r.**, metabolism, the giving off of waste material and the formation of new by the cellular protoplasm. **puerile r.**, an exaggeration of the normal respiratory sound, heard in children and in adults after exertion. **rudd r.**, bronchovesicular r. **supplementary r.**, puerile r. **thoracic r.**, r. effected chiefly by the action of the intercostal and other muscles which raise the ribs, causing expansion of the chest. **tubular r.**, bronchial r. **vesicular r.**, the respiratory murmur heard on auscultating over the normal lung. **vesiculocavernous r.**, cavernous r., due to the presence of a cavity, mingled with the vesicular murmur of the surrounding normal lung tissue. **wavy r.**, cogwheel r.

respirator. An appliance fitting over the mouth and nose, used for the purpose of excluding dust, smoke, etc., or of warming the air before it enters the respiratory passages.

respiratory. Relating to respiration. **r. bundle**, funicular solitarius. **r. murmur**, vesicular respiration.* **r. pulse**, a venous pulse synchronous with the respiratory movements. **r. tract**, the air passages from the nostrils to the air-sacs in the lungs.

respire' [L. *respirare*.] To breathe.

respirometer [L. *respirare*, to breathe, + G. *metron*, measure.] An instrument for measuring the extent of the respiratory movements.

response (re-spons') [L. *respondus*; *respondere*, to answer.] The reaction of a muscle or other part to any stimulus.

rest. 1. [A.S. *ræst*.] Quiet, repose. 2. [A.S. *ræstan*.] To repose, to cease from work. 3. [L. *restare*, to remain.] A group of cells or a portion of fetal tissue which has become displaced and lies embedded in tissue of another character;

it is believed by many that under certain conditions this embryonic structure may take renewed growth and give rise to a tumor, called also *embryonal r.*, or *epithelial r.*

rest-atom. Recoil.* atom.

restbacillus. v. Behring's term for the tubercillus after the removal of the constituent soluble respectively in pure water, in a 10 per cent. salt solution, and in alcohol and ether. It is from this that TC, or tuberculase, is prepared. See R.

rest-cure, rest-treatment. A method of treatment of nervous diseases, developed by S. Weir Mitchell, consisting essentially of isolation, passive confinement to the bed, a diet chiefly of cocoa, and beef-juice, Swedish movements, massage, electricity, and hydrotherapy.

rest-harrow [arrest harrow, the roots of the verb, catching the prongs of the harrow.] (See)

restibrachium (res-ti-brach'i-um) [L. *restis*, rope, *brachium*, arm.] Corpus restiforme.

restiform [L. *restis*, rope, + *forma*, form; ? -like, rope-shaped. **r. body**, corpus restiforme]

resting stage. The quiescent stage of a cell + nucleus in which no caryocinetic changes are taking place; vegetative stage.

restis [L. rope.] Corpus restiforme.

restitutio (res-ti-tu'shi-o) [L. *re*, again, + *statuere*, to set up.] Restitution. **r. al. integrum**, return to health, complete recovery.

restitution. In obstetrics the return of the mother and head of the fetus to its natural relation with the shoulders after its emergence from the vagina. **restoration** [L. *restaurare*, to restore, to repair; Replacement. 2. Recovery.

restorative. 1. Renewing health and strength. 2. An agent which promotes a renewal of lost strength.

resupination. Supination; lying, or turning, on the back.

resupinate. 1. To supinate, to turn on the back. 2. Supinated; lying on the back, as a snake.

resuscitate (re-sus'i-tât) [L. *re*, again, + *suscitare*, to raise up.] To revive, to restore to life after apparent death.

resuscitation. Restoration to life after apparent death.

retain'er [L. *re*, back, + *tenere*, to hold.] An appliance for holding a loose tooth in position until it has become firm.

ret'amine. An alkaloid from *Spartium retame* or *Genista hispanica*, Spanish broom, resembling in its action sparteine.

retch [A.S. *hræcan*, to hawk.] To make an untoward effort to vomit.

retch'ing. Making movements of vomiting without effect, vomituration.

rete, pl. *retia* (re'te) [L. a mesh.] 1. A network of nerve-fibers or small vessels. 2. A structure composed of a fibrous network or mesh.

r. acromiale, a vascular network between the acromion and the skin of the shoulder, formed by anastomoses of the acromial branch of the transverse scapular with the acromial branch of the thoracoacromial.

r. articulare, a r. vasculosum in the neighborhood of a joint, where such arrangements are common. **r. articulare cubiti**, vascular network over the epicondyles of the humerus and the olecranon, or between the triceps tendon and joint capsule. **r. articulare**, anastomoses between branches of the radial, middle collateral, superior and inferior ulnar, radial recurrent, interosseous recurrent, and ulnar.

r. articulare genu, an articular network over the knee.

front and sides of the knee, formed by branches of the genu suprema, of the five genual (articular) arteries from the poplitea, of the recurrens tibialis anterior and posterior, and of the tibialis posterior.

r. calca'neum, a superficial network over the calcaneus, formed by branches of the peronæa and of the tibialis posterior, and twigs from the malleolar retia.

r. cana'lis hypogloss'al, a small venous network around the hypoglossal nerve, connected with the occipital sinus, inferior petrosal sinus, and internal jugular vein.

r. carpi ante'rius, **r. carpi volare** [BNA].

r. carpi dorsa'le [BNA], **r. carpi posterius**, a vascular network over the dorsal surface of the carpal joints, formed by anastomoses of branches of the dorsal and volar interosseous, and dorsal carpal branches of the radial and ulnar arteries.

r. carpi poste'rius, **r. carpi dorsale** [BNA].

r. carpi vola're [BNA], **r. carpi arterius**, a small vascular network deeply situated over the volar surface of the carpal joints, formed of branches from the volar interosseous and volar carpal branches of the radial and ulnar arteries.

r. dorsa'le pe'dis, a network on the dorsal surfaces of the second row of tarsal bones, formed by anastomoses between the plantaris lateralis and arcuata arteries.

r. foram'inis ova'lis, a venous network around the mandibular nerve, connecting with the cavernous sinus and the pterygoid plexus.

r. Hall'eri, **r. testis**.

r. malleola're latera'le, a network over the outer malleolus formed by branches of the malleolaris posterior lateralis and anterior lateralis, peronæa, tarsæ lateralis, and dorsalis pedis arteries.

r. malleola're media'le, a network over the inner malleolus formed by branches from the malleolaris, anterior medialis and posterior medialis, and tarsæ mediales.

r. Malp'ighii, **r. mucosum**, stratum germinativum [BNA].

r. mira'ble [wonderful network], a vascular network interrupting the continuity of an artery or vein, such as occurs in the glomeruli of the kidney.

r. mucosum, stratum germinativum [BNA].

r. patell'æ, the superficial portion of the **r. articulare genu**.

r. testis, **r. Halleri**, the network of cana'ls at the termination of the straight tubules in the mediastinum testis.

r. vasculo'sum, a vascular network formed by anastomoses between minute arteries just before they become capillaries.

r. vasculo'sum Hall'eri, **r. testis**.

r. veno'sum, a **r. vasculosum** occurring in the course of a vein.

r. veno'sum dorsa'le ma'nus, a network of veins on the dorsum of the hand emptying into the radial and the ulnar veins.

r. veno'sum dorsa'le pe'dis, dorsal venous network of the foot, a superficial network of fine veins on the dorsum of the foot.

r. veno'sum planta're, plantar venous network, a fine superficial venous network in the sole of the foot.

retention (re-ten'shun) [L. *re-*, back, + *tenere*, to hold.] 1. The keeping in the body of what normally belongs there, especially the retaining of food and drink in the stomach. 2. The keeping in the body of what normally should be discharged, as urine or feces. 3. Keeping in mind; memory.

retial (re'shyal). Relating to a rete.

retic'ula. 1. Plural of L. *reticulum*. 2. Formatio reticularis (2).

retic'ular [L. *reticularis*; *reticulum*, a little net.] Relating to a reticulum; net-like; cellular, cancellar, areolar. **r. car'diage**, yellow elastic cartilage. **r. forma'tion**, formatio reticularis.

r. layer, pars reticularis, the inner layer of the corium, composed of connective-tissue bundles.

retic'ulated. Reticular.

retic'ulin, **retic'uline**. An albuminoid or scleroprotein present in the connective-tissue framework of the lymphatic tissues.

retic'ulum [L. dim. of *rete*, a net.] 1. A fine network, especially of nerve-fibers or protoplasmic processes. 2. Neuroglia. 3. The second stomach of a ruminant, between the rumen and omasum.

ret'iform [L. *rete*, network, + *forma*, form.] Resembling a net or network.


ret'ina, gen. and pl. *ret'inæ* [L. *rete*, a net.] Optomeninx, the inner, nervous, tunic of the eyeball, consisting of an outer pigment layer attached to the inner surface of the choroid, ciliary body, and iris, and an inner layer formed by the expansion of the optic nerve. It comprises an *optic* or *physiological* portion which receives the visual rays, and a non-percipient *ciliary* portion, or *pars cæca retina*, the two being separated by the ora serrata. The optic portion consists of eight layers, as follows (the numbers referring to the layers as shown in the cut): 1, pigment layer, stratum pigmenti; 2, layer of rods and cones, bacillary layer; 3, outer nuclear layer; 4, outer molecular layer; 5, inner nuclear layer; 6, inner molecular layer; 7, ganglionic layer; 8, nerve-fiber layer, stratum opticum; between the layer of rods and cones and the outer nuclear layer is the outer limiting membrane, and covering the stratum opticum is the inner limiting membrane.

atrophy of the r., neurodeatrophia. **coarc'tate r.**, a ring-like effusion of fluid between the choroid and retina, giving the latter a funnel shape. **detach'ment of the r.**, ablatio retinae, separation of more or less of the retina from the choroid. **inflammation of the r.**, retinitis, dictyitis. **leopard r.**, tigroid r. **pain in the r.**, neurodealgia. **shot-silk r.**, the appearance of numerous wave-like glistening reflexes, like the shimmer of silk, observed sometimes in the retina of a young person. **tigroid r.**, the striped or spotted appearance of the retina in retinitis pigmentosa.

retinac'ulum, gen. *retinac'uli*, pl. *retinac'ula* [L. a halter.] A frenum, or a retaining band or ligament. **r. cap'sulæ articula'ris coxæ**, one of several longitudinal folds of the cervical reflection of the capsular ligament of the hip-joint. **r. cu'tis**, (1) one of the folds of the skin about the joints; (2) one of the connective-tissue bands attaching the subcutaneous tissue to the corium. **r. patell'æ**, one of several fibers of insertion of the vastus lateralis (*r. patellæ laterale*) or of the vastus medialis (*r. patellæ mediale*) which run past the patella on either side to be inserted into the condyle of the tibia. **r. ten'dinum**, the annular ligament of the ankle or wrist.

ret'in'al. Relating to the retina.

retinitis (ret-i-ni'(ne)'tis) [L. *retina*, + G. *-itis*.] Inflammation of the retina. **albuminu'ric r.**, a



THE HUMAN RETINA
(diagrammatic).

form of *r.* occurring in Bright's disease, marked by the presence of white spots arranged in stellate forms at the macula and surrounding the optic disc. **circinate *r.***, a form in which white patches form an annular or crescentic figure surrounding the macula. **diabet'ic *r.***, retinal inflammation occurring in diabetes, marked by the presence of irregularly grouped white spots on the retina. **gravid'ic *r.***, a temporary *r.* associated with the albuminuria of pregnancy. **hemorrhag'ic *r.***, a form marked by frequently recurring hemorrhages, both superficial and deep, into the retina. **leuce'mic *r.***, splenic *r.* **metastat'ic *r.***, purulent *r.* resulting from the arrest of septic emboli in the retinal vessels. **prolif'erating *r.***, a form in which connective-tissue new formations project into the vitreous. **punc'tate *r.***, a form in which the retina is dotted with numerous small yellowish white points. ***r.* pigmento'sa**, a chronic progressive inflammation of the retina with atrophy and pigmentary infiltration of the inner layers, tigroid retina. **serous *r.***, simple *r.*, edema of the retina; a mild inflammation of the superficial layers of the retina. **splenic *r.***, a form occurring sometimes in leucemia, in which the retina is paler than normal and the seat of numerous small hemorrhages. **stri'ated *r.***, a form marked by yellowish gray streaks radiating from the optic disc.

retinochorioiditis, retinochoroiditis (ret-i-no-ko-ri-oy-di' (de)'tis, ret-i-no-ko-roy-di' (de)'tis). Chorio-retinitis.

ret'inol. Resinol, rosin oil, codoil; a thick, yellow, viscid, oily liquid, obtained by distillation from Burgundy pitch and rosin; has been given in gonorrhea in doses of $\pi 5-8$ (0.3-0.5), applied externally in various skin diseases, and employed as a solvent of phosphorus and a number of other drugs.

retinopapillitis (ret-i-no-pä-pil-i' (e)'tis). Papillo-retinitis.

ret'inoid [G. *retinē*, resin, + *eidos*, resemblance.] 1. Resembling a resin, resinous. 2. [L. *retina*.] Resembling the retina.

retinoscopy (ret-in-os'ko-pi) [*retina* + G. *skopeō*, I examine.] Shadow test, skiascopy; a method of detecting errors of refraction by illuminating the retina and noting the light and shadow and the direction of movement of the light when the mirror is rotated.

retort' [L. *retortia*; *retorquere*, to twist back.] A flask-like vessel with a long neck passing outward, used in distilling.

retract' [L. *re-*, back, + *trahere*, to draw.] 1. To shrink. 2. To draw back.

retract'ile. Retractable, capable of being drawn back.

retract'ion. 1. A shrinking. 2. A drawing back. 3. The state of being drawn back.

retract'or. An instrument for drawing aside the lips of a wound.

re'trad [L. *retro*, backward, + *ad*, to.] Backward, toward the back part, caudad.

retrahens aurem, retrahens auriculum (re'tra-henz aw'rem, aw-rik'u-lam) [L. drawing back the ear, or auricle.] Musculus auricularis posterior.

retrench'ment [F. *re-*, back, + *trancher*, to cut.] The cutting away of superfluous tissue.

retro- [L. back, backward.] A prefix in words formed from Latin roots, denoting backward or behind.

retroauricu'lar (re-tro-aw-rik'u-lar) [L. *retro*, behind.] Behind the auricle.

retrobucc'al [L. *retro*, behind, + *bucca*, mouth.]

Relating to the back part of, or behind the mouth.

retrobul'bar [L. *retro*, behind, + *bulbus*, bulb.] Behind the eyeball. 2. Posterior to the media oblongata.

retroce'dent [L. *retro*, backward, - *cedere*, to go.] Going back. *r.* gout, an attack of gout in which the articular symptoms subside with intermissions of some internal organ, such as the stomach.

retrocer'vical [L. *retro*, behind, + *cervix*, neck.] Behind the cervix uteri.

retrocession (re-tro-sesh'un). 1. A going back, relapse. 2. The cessation of the external symptoms of a disease followed by signs of involvement of some internal organ or part.

retrocl'u'sion [L. *retro*, backward, + *claudere*, close.] A form of acupressure for the arterial bleeding; the needle is passed through the tumor over the cut end of the artery, is turned around, and then passed backward beneath the vessel.

retrocol'ic. Behind the colon.

retrocoll'ic [L. *retro*, behind, + *collum*, neck.] Relating to the back of the neck. *r.* spasm, retrocollis, torticollis in which the spasm affects the posterior neck muscles.

retrocoll'is. Retrocollic* spasm.

retrodevia'tion. A backward bending or inclination, retrodisplacement.

retrodisplace'ment. Any backward displacement, such as retroversion or retroflexion of the uterus. **retroesophageal** (re-tro-e-so-faj'e-al). Behind the esophagus.

retroflex'ed [L. *retro*, backward, + *flectere*, to bend.] Retroflexed.

retroflex'ion. Retroflexion.

retroflexed (re-tro-flekt') [L. *retro*, backward, - *flexus*, bent.] Bent backward.

retroflex'ion. Retroflexion, backward bending of the uterus when the body is bent back, retroversion, an angle with the cervix.

retrograde [L. *retro*, backward, + *gradus*, to go.] 1. Moving backward. 2. Degenerating, reversing the normal order of growth and development. *r.* cancer, a shrunken and quiescent malignant growth. *r.* metamorpho'sis, catabolism.

retrograph'y [L. *retro*, backward, + G. *graphō*, write.] Mirror-writing.

retrogression (re-tro-gresh'un) [L. *retrogradi*, retro, backward, + *gradus*, to go.] 1. Involuntary catabolism, a reversal of the metabolic process. 2. Degeneration.

retroinfection (re-tro-in-fek'shun). Infection of the mother by the fetus.

retroin'sular. Behind the insula.

retroirid'ian. Behind the iris.

retrojec'tion [L. *retro*, backward, + *jacere*, to throw.] The washing out of a cavity by the backward flow of an injected fluid.

retrojec'tor. A form of syringe with long tubular attachment to the nozzle, used in retrojection.

retrolingual (re-tro-ling'gw'al) [L. *retro*, behind, - *lingua*, tongue.] Relating to the back part of the tongue; behind the tongue.

retromamm'ary [L. *retro*, behind, + *mamma*, breast.] Behind the mamma.

retromandibular (re-tro-man-dil'u-lar) [L. *retro*, behind, + *mandibula*, lower jaw.] Behind the lower jaw, noting especially a point in front of the mastoid process, tenderness of which to pressure constitutes Signorelli's* sign.

retromas'toid. Posterior to the mastoid process, relating to the posterior mastoid cells.

retrons'al. Posterior nasal, relating to the posterior nares.

retroocular (re-tro-ok'u-lar). Retrobulbar (1).
retroperitoneal (re'tro-per-i-to-ne'al). Behind the peritoneum.
retroperitonitis (re-tro-per-i-to-ni'(ne')tis). Inflammation of the cellular tissue behind the peritoneum.
retropharyngeal. Behind the pharynx.
retropharynx. The posterior part of the pharynx.
retroplacental. Behind the placenta.
retroplasia (re-tro-pla'zi-ah) [L. *retro*, backward, + *G. plasis*, a moulding.] A form of degeneration, in which a cell or tissue is converted into one further back along the line of development.
retroposed (re-tro-pōzd') [L. *retro*, backward, + *positus*; *ponere*, to place.] Displaced backward, but not inclined or bent, neither retroverted nor retroflexed.
retroposition (re-tro-po-zish'un). Simple backward displacement of a structure or organ, as the uterus, without retroversion or retroflexion.
retropulsion [L. *retro*, back, + *pulsio*, a pushing., An involuntary backward walking or running] occurring in certain nervous affections. 2. A pushing back of any part.
retrostalsis [L. *retro*, backward, + *stalsis*, constriction.] Antiperistalsis.
retrosteral. Behind the sternum.
retrotarsal. Behind the tarsus, or edge of the eyelid. 1. fold, fornix conjunctivæ.
retrouterine (re'tro-u'ter-in). Behind the uterus.
retrovaccination. 1. The vaccination of a cow with humanized virus. 2. The vaccination of a human with virus from a retrovaccinated cow.
retroversion (re'tro-vur-zhun). Combined retroversion and retroflexion of the uterus.
retroversion (re'tro-vur-zhun) [L. *retro*, backward, + *vertere*, to turn.] A turning backward, as of the uterus, without flexion or bending of the organ.
retroverted. Turned or inclined backward, without being bent.
Retzius's cavity [Anders Adolf *Retzius*, Swedish anatomist, 1796-1860.] R.'s space. R.'s fibers, stiff fibers in Deiters' cells. R.'s gyrus, the gyrus intralimbicus in the cortical portion of the rhinencephalon. R.'s ligament, ligamentum fundiforme pedis. R.'s space, preperitoneal space, cavum Retzii, a space between the peritoneum and the anterior abdominal wall, filled with loose connective tissue, into which the bladder pushes when distended. R.'s veins, veins arising in the walls of the intestine and passing to the branches of the vena cava instead of to those of the portal vein.
Retzius's foramina [Magnus Gustaf *Retzius*, Swedish histologist, son of Anders Adolf R., *1842.] Key*-Retzius foramina. R.'s striæ, striæ parallelæ, brown striæ, dark concentric lines crossing the enamel prisms of the teeth, seen on cross section of the enamel.
reunient [L. *re*, again, + *unire*, to unite.] Connecting, noting the canal's reunions.
Reuss's color tables (roys). Charts in which colored letters are printed on colored backgrounds in such combination that some of them are invisible to a color-blind person. R.'s formula, A = grams of albumin per liter of serous fluid; then A = (sp. gr. - 1000) × $\frac{1}{2}$ - 2.8. R.'s test, for atropine: the addition of oxidizing agents and sulphuric acid to a liquid containing atropine produces an odor of orange-flowers and roses.
revaccination. Vaccination of a person previously successfully vaccinated.

revell'ent [L. *re*, back, + *vellere*, to draw.] Revulsive.
Reverdin's meth'od (rê-ver-dan') [Jacques L. *Reverdin*, Swiss surgeon, of Geneva, 1842-1908.] Epidermic grafting, the placing of small bits of epidermis on a granulating surface to promote healing.
reversion (re-vur'zhun). The cropping out in an individual of certain characters peculiar to a remote ancestor, which characters have been in abeyance during one or more of the intermediate generations.
Réveillod's sign (ra-ve-yo') [Henri *Réveillod*, Swiss physician, contemporary.] Inability, in facial hemiplegia of cerebral origin, to close the eye on the affected side without closing the other at the same time.
revivescence (re-vi-ves'ens). Revivification (1).
revivification (re-viv'i-fi-ka'shun) [L. *re*, again, + *vivere*, to live, + *facere*, to make.] 1. Revivescence, renewal of life and strength. 2. Paring or scraping the edges of an old wound to promote union, refreshing.
revul'sent. 1. Revulsive, derivative, revellent. 2. A counterirritant.
revul'sion [L. *revulsus*; *revellere*, to pull back.] Counterirritation, derivation.
revul'sive. 1. Causing revulsion. 2. A revulsent or counterirritant.
Reynold's test. For acetone: corrosive sublimate is added to the suspected fluid and then solution of caustic potassa until the reaction is alkaline; the addition of ammonium sulphate to the clear filtrate will throw down a precipitate of black sulphate of mercury if acetone is present.
R.F.A. Abbreviation for right frontoanterior, noting a fetal presentation with the forehead of the child directed toward the right acetabulum of the mother.
R.F.P. Abbreviation for right frontoposterior, noting a presentation of the fetus with the forehead directed toward the right sacroiliac articulation of the mother.
Rhabditis (rab-di'tis) [G. *rhabdos*, a rod.] A genus of small nematode worms, some free living, others parasitic on plants and animals. R. genitalis, R. pellio. R. niell'yi, a species observed by Nielly of Brest in a case of vesicopapular eruption on the skin. R. pell'io, a species found in the vagina in one instance.
rhab'doid [G. *rhabdos*, a rod, + *eidōs*, resemblance.] Rod-shaped. r. suture, sagittal suture.
rhabdomyoma (rab-do-mi-o'mah) [G. *rhabdos*, a stripe, + *mys*, muscle, + *-ōma*.] A tumor composed chiefly of striated muscular tissue. r. sarcomatousum, rhabdomyosarcoma.
rhabdomyosarcoma (rab'do-mi'o-sar-ko'mah). A mixed rhabdomyoma and sarcoma; a tumor of striated muscle-fibers containing numerous imperfectly differentiated, vegetative, or embryonic cells; rhabdomyoma sarcomatosum.
Rhabdome'ma [G. *rhabdos*, rod, + *nēma*, thread.] A genus of minute nematode worms resembling and sometimes confused with *Rhabditis*; some of the species are parasitic in animals.
rhabdophobia (rab-do-fo'bi-ah) [G. *rhabdos*, rod, + *phobos*, fear.] A morbid fear excited by the sight of a stick; morbid fear of a beating.
rhachial (rak'i-al). Rhachidial, rhachidian.
rhachialgia (rak-i-al'ji-ah) [G. *rhachis*, back, + *algos*, pain.] Pain of a neuralgic character in the back; notalgia.
rhachianalgesia (rak-i-an-al-je'si-ah). Spinal anesthesia* (2).

rhachianesthesia, rhachianæsthesia (rak-i-an-es-the'-si-ah) [G. *rhachis*, spine, + *anesthesia*.] Spinal anesthesia.

rhachicentesis (rak-i-sen-te'sis). Rhachiocentesis.

rhachidial (ră-kid'i-al) [G. *rhachis*, spine.] Spinal.

rhachidian (ră-kid'i-an). Rhachidial, spinal.

rhachilysis (ră-kil'i-sis) [G. *rhachis*, spine, + *lysis*, a loosening.] Forcible correction of lateral curvature by lateral pressure against the convexity of the curve.

rhachiocampsis (rak-i-o-kamp'sis) [G. *rhachis*, spine, + *kampsis*, a bending.] Spinal curvature.

rhachiocentesis (rak-i-o-sen-te'sis) [G. *rhachis*, spine, + *kentōsis*, puncture.] Spinal puncture, lumbar puncture.

rhachiochysis (rak-i-ok'i-sis) [G. *rhachis*, spine, + *chysis*, a pouring out.] A subarachnoid effusion of fluid in the spinal canal.

rhachiococainization (rak-i-o-ko'kah-ên-i-za'shon). Spinal anesthesia by the subarachnoid injection of a weak solution of cocaine.

rhachiodynia (rak-e-o-din'i-ah) [G. *rhachis*, back, + *odynē*, pain.] Rheumatism of the muscles of the upper part of the back.

rhachiometer (rak-i-om'e-ter) [G. *rhachis*, spine, + *metron*, measure.] An instrument for measuring the curvature, natural or pathological, of the spinal column.

rhachiomylitis (rak-i-o-mi-ē-li'(le')tis) [G. *rhachis*, spine, + *myelon*, marrow, + *-itis*.] Inflammation of the spinal cord, myelitis.

rhachioplegia (rak-i-o-ple'i-jī-ah) [G. *rhachis*, spine, + *plēgē*, stroke.] Spinal paralysis.

rhachioscoliosis (rak-i-o-sko-li-o'sis) [G. *rhachis*, spine, + *skoliōsis*, a bending.] Lateral spinal curvature, scoliosis.

rhachiotome (rak'i-o-tōm) [G. *rhachis*, spine, + *tomos*, cutting.] A specially devised instrument for dividing the laminae of the vertebrae.

rhachiotomy (rak-i-ot'o-mī) [G. *rhachis*, spine, + *tomē*, incision.] 1. Division of the laminae of the vertebra in order to expose the spinal cord, laminectomy. 2. Division of the spinal column in embryotomy.

rhachipagus (ră-kip'a-gus) [G. *rhachis*, spine, + *pagos*, consolidated.] A twin monster joined along the spine.

rhachis (rak'is) [G.] The spinal column.

rhachischisis (ră-kis'ki-sis) [G. *rhachis*, spine, + *schisis*, division.] A congenital fissure of the spinal column. *r. partialis*, mesorrhachischisis. *r. posterior*, spina bifida. *r. totalis*, holorrhachischisis.

rhachistovainization (rak-i-sto'vah-ên-i-za'shon). Regional anesthesia produced by intraspinal lumbar injection of a solution of stovaine.

rachitic (ră-kit'ik). Rachitic, rickety.

rachitis (ră-ki'(ke')tis). Rickets, rachitis.

rachitome (rak'i-tōm). Rachiotome.

rachitomy (ră-kit'o-mī). Rachiotomy.

rhaco'ma [G. *rhakōma*; *rhakoō*, I tear in strips.] An excoriation.

rhaco'mata [pl. of *rhacoma*.] Rhagades.

rhæbocrania. Rhebocrania.

rhæboscelia. Rheboscelia.

rhæbo'sis. Rhebosis.

rhagades (rag'ă-dēz) [G. *rhagas*, pl. *rhagades*, a crack.] Chaps, cracks or fissures in the skin; linear excoriations, rhacomata.

-rhagia [G. *rhēgnymi*, I break forth or burst.] A suffix denoting a discharge from a burst vessel; usually denoting bleeding from a part.

rhagiocrin (raj'i-o-krin). A clasmotocyte, a wandering cell in a state of temporary rest.

rhām'nin. Trade name of a fluidextract of buckthorn; aperient.

rhamnose (ram'nōz). A dextrorotatory sugar occasionally excreted in the urine.

rhamnoxanthin (ram'no-zan'thin). Frangula.

Rham'nus [G. *rhāmnos*, buckthorn.] A genus of shrubs and trees of the order Rosaceae. *R. californica*, a shrub of California, the bark of which was formerly used as an adulterant of cascara sagrada. *R. caroliniana*, a species with edible fruit. *R. cathartica*, purging buckthorn, a shrub of southern Europe the bark of which is cathartic. *R. croceus*, a species with edible fruit. *R. frangula*, frangula.

rhām'nus purshiana (U.S.). Cascara sagrada (Br.), chittam bark, sacred bark, the bark of a small tree of the northwestern United States, is employed as a laxative in doses of gr. i (0.13-0.5) of the extract, or gr. 10-30 (0.6-2) of the aromatic fluidextract.

rapha'nia. Raphania, a spasmodic disease supposed to be due to poisoning by the seeds *Raphanus raphanistrum*, or wild radish.

Rhaph'anus [G. *raphanos*, cabbage.] Raphanus, a genus of plants including the radish. *R. nasturium*, rha'phe. Raphe.

raphidiospore (ră-fid'i-o-spōr) [G. *raphis*, raphane, a needle, + *sporos*, seed.] Sporozoite.

raphon'tic [G. *ra*, rhubarb, + *ponstos*, relating to the Black Sea.] Relating to rhubarb. *r. r. rhubarb*.

rhat'any. Ratany, krameria.*

rhebocrania, **rhæbocrania** [G. *rhachos*, crooked, + *kranion*, skull.] Torticollis.

rheboscemia, **rhæboscemia** (re-bo-se'li-ah) [G. *rhachos*, bent, + *skelos*, leg.] Any deformity of the legs, knock-knee, bow-legs, etc.

rhebo'sis, **rhæbo'sis** [G. *rhachos*, crooked, bent.] Rheboscemia.

rhégma (reg'mah) [G.] A fracture; a rent, a fissure.

rhê'ic. Relating to rheum, or rhubarb. 1. acid chrysophanic acid.

rhê'in. A crystalline substance of little or no activity, obtained from rhubarb.

Rheinfelden, Switzerland (rin'fel-den). Salt waters. Used by bathing, very rarely internally, in protracted convalescence, anæmia, chlorosis, scrofula, general debility, certain dermises, and joint affections, wounds, fistulas, etc.

rheumatism, skin disorders associated with arthritis, gout, nervous disorders, paralysis, and obesity. May 15 to October 31.

rhembas'mus [G. *rhembasmos*, mental incision.] Incision, mental uncertainty.

rheochord (re'o-kord) [G. *rhēos*, a stream, + *chordē*, cord.] A form of rheostat, consisting of a wire interposed in the circuit, used for measuring resistance or reducing the strength of the electric current.

rheometer (re-om'e-ter) [G. *rhēos*, a stream, + *metron*, measure.] 1. A device for measuring the rapidity of the blood-current. 2. A galvanometer.

rhê'ophore [G. *rhēos*, stream, + *phoros*, bearing.] The cord conducting an electric current.

rhê'oscope [G. *rhēos*, stream, + *skopē*, I view.] Electroscopic, galvanoscopic.

rhê'ostat [G. *rhēos*, stream, + *statos*, placed.] A resistance coil, an instrument used to regulate the degree of resistance in an electric current.

rheotachygraphy (re-o-tă-kig'ă-n) [G. *rhēos*, a stream, + *tachys*, swift, + *graphein*, I write.] Recording graphically the variations of electric motive force in a muscle.

rheotann'ic acid. A glucoside, $C_{22}H_{32}O_{14}$, the form of tannin occurring in rhubarb.

rheotax'is [G. *rheō*, I flow, + *taxis*, orderly arrangement.] A form of positive barotaxis, in which a body is impelled to move contrary to the direction of the current in a fluid in which it is.

rhe'otome [G. *rheos*, stream, + *tomos*, cutting.] An interrupter, an instrument for periodically breaking an electric current.

rhe'otrope [G. *rheos*, stream, + *tropos*, a turning.] An instrument for automatically reversing an electric current.

rheot'ropism [G. *rheō*, I flow, + *tropē*, a turning.] Rheotaxis.

rheostocythemia, rhæstocythæmia (res'to-si-the-mī-ah) [G. *rhastos*, destroyed, + *kytos*, cell, + *haima*, blood.] The presence of broken down red blood-cells in the peripheral circulation.

rheum (room) [G. *rheuma*, a flux.] A mucous or watery discharge. **epidem'ic r.**, influenza. **salt r.**, eczema.

rheum (re'um). (U.S.) Rhei radix (Br.), rhubarb. the rhizome of *Rheum officinale*; tonic and astringent in doses of gr. 1-2 (0.06-0.13) and laxative in doses of gr. 5-10 (0.3-0.6).

rheumap'pyra (roo-map'i-rah) [G. *rheuma*, flux, + *pyr*, fire.] Rheumatic fever.

rheum'arthritis (roo-mar-thri'(thre)'tis) [G. *rheuma*, flux, + *arthron*, joint, + *-itis*.] Articular rheumatism.

rheum'arthritis (roo-mar-thro'sis). Rheumatritis.

rheumat'algia (roo-mā-tāl'jī-ah) [G. *rheuma*, flux, + *algos*, pain.] Rheumatic pain.

rheumatic (roo-mat'ik). Relating to or suffering from rheumatism.

rheu'matin. Saloquinine* salicylate.

rheumatism (roo'mā-tizm) [G. *rheuma*, a flux.] 1. Rheumatic fever; an acute, probably infectious, disease, characterized by fever, profuse perspirations, painful inflammation and swelling of one or more of the joints, and often endocarditis; called also *acute articular r.* 2. An indefinite term applied to various conditions characterized by pains in the muscles, joints, and fibrous tissues. **acute artic'ular r.**, **acute inflam'matory r.**, see *rheumatism* (1). **chronic r.**, an affection of the joints, slow in progress, producing a painful thickening and contraction of the fibrous structures, interfering with motion, and causing more or less deformity. **gonorrh'e'al r.**, an arthritis, often a polyarthritis, due to a systemic infection with the gonococcus. **inflam'matory r.**, acute articular r. **mus'cular r.**, a painful inflammation of the voluntary muscles, especially of their fibrous attachments. **nodose r.**, (1) arthritis deformans; (2) an acute or subacute articular r., accompanied by the formation of nodules on the tendons, ligaments, and periosteum in the neighborhood of the affected joints. **subacute' r.**, a mild, but usually protracted form of acute rheumatism, often rebellious to treatment. **tuber'culous r.**, Poncet's disease, an inflammatory condition of the joints or fibrous tissues caused by the toxins of tuberculosis.

rheumatism'al (roo-mā-tiz'mal). Rheumatic.

rheu'matism-root. Dioscorea.

rheumatoc'e'lis [G. *rheuma*, flux, + *kōlis*, spot.] Purpura rheumatica.

rheumatoid (roo'mā-toyd) [G. *rheuma*, flux, + *eidōs*, resemblance.] Resembling rheumatism in one or more features. **r. arthri'tis**, arthritis deformans.

rheumatopy'ra (roo-mā-top'i-rah). Rheumap'pyra.

rheumatosis (ru-mā-to'sis). An affection, such as

erythema nodosum, believed to be of rheumatic origin yet not so frankly so as the arthritic form.

rheumic (roo'mik). 1. Catarrhal, eczematous. 2. Relating to rhubarb. **r. acid**, an acid, $C_{40}H_{32}O_8$, derived from rheotannic acid.

rheur'is [G. *rhēxis*, rupture.] Bursting or rupture of an organ or vessel.

rhigolene (rig'o-lēn) [G. *rhigos*, cold, + *elaion*, oil.] A very volatile liquid obtained in the distillation of petroleum; employed as a local anesthetic, its rapid evaporation, when sprayed on the skin, causing a freezing of the tissues.

rhī'nal [G. *rhīs*(*rhīn*-), nose.] Relating to the nose, nasal.

rhinal'gia [G. *rhīs*(*rhīn*-), nose, + *algos*, pain.] Pain in the nose, rhinodynia.

rhinodema, rhinodema [G. *rhīs*(*rhīn*-), nose, + *oidema*, swelling.] Swelling of the nasal mucous membrane.

rhinencephal'ic. Relating to the rhinencephalon.

rhinenceph'al'on [G. *rhīs*(*rhīn*-), nose, + *enkephalos*, brain.] Olfactory brain (in man), the rudimentary olfactory lobe, consisting of the olfactory bulb and peduncle, parolfactory (Broca's) area, subcallosal gyrus, and anterior perforated substance.

rhinenceph'alus. Rhinocephalus.

rhinenchysis (ri-nen'ki-sis) [G. *rhīs*(*rhīn*-), nose, + *enchysis*, a pouring in.] A nasal douche, washing out the nasal cavities.

rhinesthesia, rhinæsthesia (ri-nes-the'zī-ah) [G. *rhīs*(*rhīn*-), nose, + *aisthēsis*, sensation.] The sense of smell.

rhineurynter (ri-nu-rin'ter) [G. *rhīs*(*rhīn*-), nose, + *euryō*, I dilate.] A dilatable bag used to make pressure within the nostril to arrest a profuse epistaxis.

rhinion (rin'ī-on) [G. *rhinion*, nostril.] A cranio-metric point, the lower end of the suture between the nasal bones, punctum nasale inferius.

rhinism (ri'nizm) [G. *rhīs*(*rhīn*-), nose.] The presence of a nasal quality of the voice, rhinolalia.

rhinitis (ri-ni'(ne)'tis) [G. *rhīs*(*rhīn*-), nose, + *-itis*.] Inflammation of the nasal mucous membrane. **acute' r.**, coryza, cold in the head, an acute catarrhal inflammation of the mucous membrane of the nose, marked by sneezing, lachrymation, and a profuse secretion of watery mucus. **atroph'ic r.**, chronic r. with thinning of the mucous membrane. **chron'ic r.**, a protracted sluggish inflammation, usually with profuse mucopurulent discharge, of the nasal mucous membrane; in the later stages the mucous membrane with its glands may be thickened, **hyper-troph'ic r.**, or thinned, **atroph'ic r.** **croupous r.**, membranous r. **fib'rinous r.**, membranous r. **gan'grenous r.**, cancer nasi. **hypertroph'ic r.**, chronic r. with permanent thickening of the mucous membrane. **mem'branous r.**, a chronic inflammation of the nasal mucous membrane attended with a fibrinous or pseudomembranous exudate. **pseudomem'branous r.**, membranous r. **r. caseo'sa**, caseous r., a form of chronic r. in which the nasal cavities are more or less completely filled with an ill-smelling cheesy material. **r. purulen'ta**, purulent r., a chronic r. in which pus formation is excessive. **r. sic'ca**, a form of chronic r. with little or no secretion. **r. vaso-moto'ria**, hay-fever. **scrof'ulous r.**, tuberculous infection of the nasal mucous membrane.

rhinoantritis (ri'no-an-tri'(tre)'tis) [G. *rhīs*(*rhīn*-), nose, + *antron*, a cave.] Inflammation of the nasal cavities and one or both antra of Highmore

rhino'byon [G. *rhis(rhin-)*, nose, + *byō*, I plug.] A nasal plug or tampon.

rhinocanthec'tomy [G. *rhis(rhin-)*, nose, + *kanthos*, canthus, + *ektomē*, excision.] Excision of the inner canthus of the eye, rhinomectomy.

rhinocoele, rhinocœle (ri'no-sēl). Rhinocœlia.

rhinocep'halus [G. *rhis(rhin-)*, nose, + *kephalē*, head.] A cyclopic monster having simple skin folds in place of a nose, rhinencephalus, rhinophthalmus.

rhinophiloplasty (ri-no-ki'lo-plas-tī) [G. *rhis(rhin-)*, nose, + *cheilos*, lip, + *plassō*, I form.] Plastic or reparative surgery of the nose and upper lip.

rhinocleisis (ri-no-kli'sis) [G. *rhis(rhin-)*, nose, + *kleisis*, a closure.] Nasal obstruction, rhinostenosis.

rhinocœlia (ri-no-se'lli-ah) [G. *rhis(rhin-)*, nose, + *kœlia*, a hollow.] The primitive cavity or ventricle of the rhinencephalon.

rhinoc'ulina. Trade name of an ointment containing a local anesthetic, asserted to be non-toxic, recommended in the treatment of hay-fever.

rhinodacryolith (ri-no-dak'ri-o-lith) [G. *rhis(rhin-)*, nose, + *dakryon*, tear, + *lithos*, stone.] A calculus in the nasal duct.

rhinodyn'ia [G. *rhis(rhin-)*, nose, + *odynē*, pain.] Rhinalgia.

rhinolalia [G. *rhis(rhin-)*, nose, + *lalia*, talking.] Nasal speech, rhinophonia, rhinism; it may be caused by abnormal size of the posterior nasal apertures, *r. aper'ta*, or by partial or complete closure of the same, *r. clau'sa*.

rhinolaryngitis (ri-no-lar-in-ji'(je')tis) [G. *rhis(rhin-)*, nose, + *larynx(laryng-)* + *-itis*.] Inflammation of the nasal and laryngeal mucous membranes.

rhinolaryngology. Rhinology and laryngology combined.

rhinolith [G. *rhis(rhin-)*, nose, + *lithos*, stone.] Nasal calculus; a calcareous concretion in the nasal cavity.

rhinolith'asis. The presence of a nasal calculus.

rhinological (ri-no-loj'i-kal). Relating to rhinology.

rhinol'ogist. One versed in rhinology, a specialist in diseases of the nose.

rhinol'ogy [G. *rhis(rhin-)*, nose, + *-logia*.] The branch of medical science which has to do with the nose and its diseases.

rhinomanometer (ri-no-man-om'e-tur) [G. *rhis(rhin-)*, nose, + *manometer*.] An instrument used to determine the presence and amount of nasal obstruction, as shown by the rise and fall of a column of water.

rhinom'eter [G. *rhis(rhin-)*, nose, + *metron*, measure.] An instrument, consisting of a rod with two separable arms, used to measure the width of the nasal passages.

rhinom'e'sis [G. *rhis(rhin-)*, nose, + *meiosis*, a making smaller.] An operation for reducing the size of the nose.

rhinomme'ctomy [G. *rhis(rhin-)*, nose, + *omma*, eye, + *ektomē*, excision.] Excision of the inner canthus of the eye, rhinocanthectomy.

rhinonecrosis (ri'no-ne-kro'sis) [G. *rhis(rhin-)*, nose, + *nekrosis*, deadness.] Necrosis of the bones of the nose.

rhinopharyn'geal. 1. Relating to the nose and the pharynx. 2. Relating to the rhinopharynx.

rhinopharyngitis (ri-no-far-in-ji'(je')tis). Nasopharyngitis, inflammation of the mucous membrane of the upper part of the pharynx and posterior nares. *r. mu'tilans*, a destructive ulceration beginning on the soft palate and

extending thence to the hard palate, nasopharynx and nose, resulting in mutilating castrices; the disease, so far as known, occurs only in certain portions of the tropics, especially the islands of the Pacific; gangosa.

rhinopharyngolith (ri'no-far'ing-go-lith) [G. *lithos*, stone.] A concretion in the rhinopharynx.

rhinophar'ynx [G. *rhis(rhin-)*, nose.] Nasopharynx, the upper portion of the pharynx, above the level of the palate.

rhinopho'nia [G. *rhis(rhin-)*, nose, + *phōnē*, voice.] Rhinolalia.

rhinophy'ma [G. *rhis(rhin-)*, nose, + *phyma*, tumor.] Acne rosacea of the nose, associated with a marked degree of connective-tissue hypertrophy, rosacea hypertrophica.

rhino'plasty [G. *rhis(rhin-)*, nose, + *plassō*, I form.] Reparative or plastic surgery of the nose, the supplying of a partial or complete defect of the nose by tissue taken from elsewhere. *Carpan's r.*, Indian *r.*, English *r.*, *r. by means of a L.*; from the cheek. *Ind'ian r.*, *r. by means of a flap*; from the forehead. *Ital'ian r.*, *r. by means of a flap* taken from the arm. *Tagliacozzi's r.*, Italian *r.*

rhinopol'ypus. A nasal polypus.

rhinop'sia [G. *rhis(rhin-)*, nose, + *opsis*, view.] Convergent squint.

rhino'reaction (ri'no-re-ak'shun). Moeller's test for tuberculosis; one drop of a 2 per cent. solution of tuberculin is placed on the mucous membrane of the middle nasal fossa and inferior turbinate, distributed by a wad of gauze on a probe; a positive reaction is indicated by marked redness of the parts followed by an exudate which soon dries to a crust.

rhinorrha'gia [G. *rhis(rhin-)*, nose, + *rhagē*, Epistaxis, nosebleed, especially if profuse.

rhinorrhaphy (ri-nor'ā-fi) [G. *rhis(rhin-)*, + *rhaphē*, sewing.] Excision of an oval piece of skin from the bridge of the nose and union of the edges of the wound, so as to take up the slack, for the relief of epicanthus.

rhinorrhœ'a, rhinorrhœ'a [G. *rhis(rhin-)*, nose, + *rhōia*, flow.] Nasal hydrorrhea; a profuse watery discharge from the nasal mucous membrane. *cerebrosp'inal r.*, a spontaneous discharge of cerebrospinal fluid from the nose.

rhinosalpingitis (ri'no-sal'pin-ji'(je')tis) [G. *rhis(rhin-)*, nose, + *salpinx(salping-)*, tube, + *-itis*.] Inflammation of the mucous membrane of the nose and Eustachian tube.

rhinoscle'rin. Trade name of a preparation for a culture of the bacillus of rhinoscleroma, recommended in the treatment of that disease.

rhinoscleroma (ri'no-skle-ro'mah) [L. *rhin(rhino-)*, nose, + *sklēros*, hard, + *-ōma*.] A hard, nodular, reddish, glossy growth, tender on pressure, but not spontaneously painful, occurring chiefly at the anterior nares, but occasionally in the external auditory meatus. It is believed to be due to the presence of a specific bacillus.

rhinoscope (ri'no-skōp). A small mirror attached at a suitable angle to a rod-like handle, used for posterior rhinoscopy.

rhinoscop'ic. Relating to the rhinoscope or to rhinoscopy.

rhinoscopy (ri-nos'ko-pī) [G. *rhis(rhin-)*, nose, + *skopē*, I examine.] Inspection of the nasal cavity. *an'te'rior r.*, inspection of the anterior portion of the nasal cavity with or without the aid of a nasal speculum. *me'dian r.*, inspection of the roof of the nasal cavity and of the posterior ethmoid cells and sphenoidal sinus.

by means of a long-bladed nasal speculum. **posterior r.**, inspection of the nasopharynx and posterior portion of the nasal cavity by means of the rhinoscope.

rhinosporidium kinealyi [G. *rhis* (*rhin*-), nose, + *sporidion*, dim. of *sporos*, seed.] A protozoan organism of the order *Haplosporidia*, found in certain vascular raspberry-like tumors of the septum nasi in natives of India.

rhinostenosis (ri'no-stē-no'sis) [G. *rhis* (*rhin*-), nose, + *stenōsis*, a narrowing.] Rhinocleisis, nasal obstruction.

thipiceph'alus [G. *rhīpis*, fan, + *kephalē*, head.] A genus of ticks, several species of which are agents in the infection of cattle and sheep with "coast fever," "heart-water disease," and various other affections. **R. appendiculatus**, brown tick, a species transmitting *Piroplasma parvum*, the protozoan parasite of Rhodesian redwater fever. **R. bursa**, a species of tick which transmits the pathogenic protozoan of heart-water in sheep. **R. simus**, black-pitted tick, a species which, like *R. appendiculatus*, transmits the parasite of Rhodesian redwater fever.

rhizodontology (ri'zo-don'tro-pl) [G. *rhiza*, root, + *odont* (*odont*-), tooth, + *trōpē*, a turn.] The attachment of an artificial crown to the root of a tooth by means of a peg.

rhizodontropy (ri'zo-don'tri-pl) [G. *rhiza*, root, + *odont* (*odont*-), tooth, + *trypaō*, I bore.] The operation of drilling into the root of a tooth.

rhizoid [G. *rhiza*, root, + *eidōs*, resemblance.] 1. Root-like. 2. In botany, a filamentous branching resembling a root. 3. Irregularly branching, like a root; noting a form of plate culture; see cut under *colony*, r. c.

rhizome (ri'zōm) [G. *rhizōma*, root.] In botany, a subterranean stem, or one lying on the surface, which sends up aerial shoots or branches.

rhizome'lic [G. *rhiza*, root, + *melos*, limb.] Relating to the "roots" of the limbs, i.e. to the hips and shoulders, as in *r. spondylolysis*.*

rhizoneure (ri'zo-nūr) [G. *rhiza*, root, + *neuron*, nerve.] A neuron of the posterior nerve-root ganglion.

Rhizop'oda [G. *rhiza*, root, + *pous* (*pod*-), foot.] A class of the *Sarcodina* having pseudopodia of various forms, but without axial filaments; the amebas belong to a subclass of this class.

rhizot'omy [G. *rhiza*, root, + *tomē*, section.] Section of the posterior spinal nerve-roots for the relief of pain or spastic paralysis; Dana's operation.

rhodalline. Thiosinamine.

rhodium [G. *rhodios*, rose-colored.] A metallic element, symbol Rh, atomic weight 102.9, of bluish gray color, forming reddish compounds with acids.

rhodogen'esis [*rhodopsin* + G. *genesis*, production.] The reproduction of the visual purple, after it has been bleached out by light, through the withdrawal of light or its absorption by the pigment cells of the chorioid.

rhodophylac'tic. Relating to rhodophylaxis.

rhodophylaxis (ro-dō-fi-laks'is) [*rhodopsin* + G. *phylaxis*, a guarding.] The action of the pigment cells of the chorioid in preserving or facilitating the reproduction of the visual purple.

rhodop'sin [G. *rhodon*, rose, + *ōps*, eye.] The visual purple, a red pigment found in the external segments of the rods of the retina; it is bleached by the action of light and restored in the dark or by the action of the pigment of the chorioid.

rhoadine (re'ā-dēn) [G. *rhoias*, a species of poppy.]

An alkaloid obtained from opium, $C_{21}H_{21}NO_6$, white tasteless prismatic crystals, non-poisonous. **rhombenceph'alón** [G. *rhombos*, a lozenge-shaped figure, + *enkephalos*, brain.] The lozenge-shaped brain, the posterior of the three primitive cerebral vesicles, dividing secondarily into myelencephalon and metencephalon.

rhomboatloideus (rom'bo-at-lo-id'e-us). See under *musculus*.

rhombocœle, **rhombocœlia** (rom'bo-sēl, rom'bo-se'll-ah) [G. *rhombos*, rhomb, + *koilos*, hollow, or *koilia*, a hollow.] Sinus rhomboidalis.

rhomboid [G. *rhombos*, a rhomb, + *eidōs*, appearance.] Rhomboidal, resembling a rhomb, i.e. an oblique parallelogram, but having unequal sides; noting especially a ligament and two muscles. **r. impress'ion**, tuberositas costalis. **r. lig'ament**, ligamentum costoclaviculare [BNA]. **r. muscle**, muscular rhomboideus. **r. sinus**, the fourth ventricle of the brain.

rhomboideus (rom-bo-id'e-us). See under *musculus*.

rhonchal, **rhonchial** (rong'kal, rong'kf-al). Relating to a rhonchus.

rhonchus (rong'kus) [G. *rhonchos*, a snoring.] Râle, especially a whistling or sonorous (snoring) râle produced in the larger bronchi or the trachea.

Rhopaloceph'alus canceromatosus. A sporozoon regarded by Korotneff as pathogenic for cancer.

rotacism (ro'tah-sizm) [G. *rhō*, the letter r.] The too frequent use or incorrect pronunciation of the letter r.

rhubarb [G. *rhēon* (or *rha*) *barbaron*, foreign rhubarb.] Any plant of the genus *Rheum*, especially *R. rhaponticum*, garden rhubarb, pie-plant, and *R. officinale*, or its rhizome, the drug rheum.

Rhus, gen. *rhois* [G. *rhous*, sumach.] A genus of trees of the order *Anacardiaceæ*, several species of which are employed in medicine. **R. aromati'ca**, sweet or fragrant sumach; the root bark is employed in the treatment of incontinence of urine in doses of gr. 5-15 (0.3-1.0). **r. gla'bra** (U.S.), sumach, the fruit of *Rhus glabra*, smooth sumach; employed as an astringent in diarrhea in doses of gr. 5-15 (0.3-1.0), and in infusion as a gargle in chronic pharyngitis. **r. toxicodendron**, poison oak, poison ivy, climbing sumach, picry, the leaflets of *Rhus radicans*; a volatile acid contained in the leaves of this plant causes in susceptible individuals a violent dermatitis; it is employed in eclectic practice in the exanthemata and erysipelas; in homeopathy for erysipelas, eczema, sprains, lumbago, and rheumatism in the 6th to 30th potency.

rhus'in. A concentration product of *rhus glabra*, employed as an intestinal astringent in doses of gr. 1-2 (0.06-0.13).

rhypa'ria [G.] Sordes.

rhypophagy (ri-po'f'a-jī) [G. *rhypos*, filth, + *phagō*, I eat.] The eating of filth, scatophagy.

rhypophobia (ri-po'fo'bi-ah) [G. *rhypos*, filth, + *phobos*, fear.] An exaggerated and morbid fear of dirt or filth.

rhythm [G. *rhythmos*.] Measured time or motion; the regular alternation of two different or opposite states. **can'tering r.**, a disturbance of r. in the heart sounds comparable to the foot-falls of a cantering horse. **gallop r.**, cantering r. **nodal r.**, abnormal cardiac r. characterized by the simultaneous contraction of auricles (atria) and ventricles, or the ventricular contraction may precede the auricular by the fraction of a second; it is assumed that in this case the contraction starts from the atrioventricular instead of the sinoauricular node. **pen'dulum r.**, a condition in

which the two sounds of the heart are practically alike, and resembling the even swing of a pendulum or ticking of a clock. *sinus r.*, normal cardiac rhythm proceeding from the sinoauricular node, or remains of the sinus venosus. *ventricular r.*, noting the very slow ventricular contractions occurring in cases of heart-block.

rhythmeur (rê-t-mêr' or rith'mur) [Fr.] An apparatus for securing rhythmic interruptions of the electric current in an x-ray machine.

rhythm'ic. Marked by rhythm.

rhytidosis (rit-i-do'sis) [G. *rhytidôsis*, a wrinkling.] A sinking in and wrinkling of the cornea.

rib [A.S. *ribb*.] 1. Costa, one of the twenty-four elongated curved bones forming the main portion of the bony wall of the chest; each rib articulates by its head (*capitulum*) and tubercle (*tuberositas costae*) with two adjacent vertebrae and terminates anteriorly in a cartilaginous extension which articulates directly or indirectly with the side of the sternum; the last two ribs on either side are not connected with the sternum, their anterior extremities being free; the 1st, 10th, 11th, and 12th ribs articulate each with only one vertebra; the 11th and 12th ribs have no tubercle, or tuberosity. 2. In botany, nerve or vein. *cervical r.*, an occasional short rib, unattached anteriorly, in the neck above the first rib. *false r.*, costa spuria, one of the five lower ribs on either side which do not articulate with the sternum directly. *floating r.*, costa fluctuans, one of the two lower ribs on either side which are not attached anteriorly. *true r.*, costa vera, the seven upper ribs on either side whose cartilages articulate directly with the sternum.

Ribbert's theory [Moritz Wilhelm Hugo Ribbert, German pathologist, *1855.] The theory that a tumor results from the growth of cell-rests permitted by reduction in tension of the surrounding tissues.

Ribera's method (re-ba'rah) [José Ribera y Sans, Spanish surgeon, contemporary.] Production of artificial anemia of the lower extremities by means of compression by an elastic spica the circular turn of which is made around the waist.

Ribes' bag. See *Champetier* de Ribes*.

Ribes' ganglion [François Ribes, French physician, 1800-1864.] The uppermost of the sympathetic ganglia, situated on the anterior communicating artery of the brain.

rice. The grain of *Oryza sativa*, the rice-plant, used for food, and also when finely pulverized as a dusting powder.

rice-water discharges or stools. A watery fluid containing whitish flocculi, discharged from the bowel in Asiatic cholera, and occasionally in other cases of serous diarrhea.

Richardson's spray-producer [Sir Benjamin Ward Richardson, London physician, 1828-1890.] An apparatus for throwing ether spray to produce local anesthesia.

Richet's aneurysm (re-sha') [Didier Dominique Alfred Richet, Parisian surgeon, 1816-1891.] Fusiform aneurysm.

Richfield Springs, New York. Alkaline-calcium-sulphured waters. Sixteen springs. Used by drinking and bathing in rheumatism, gout, disorders of stomach, liver, and kidneys, insomnia, and chronic malarial infection. The summer months. There are besides, iron and magnesia springs.

Richter's hernia (rikh'ter) [August Gottlieb Richter, German surgeon, 1742-1812.] Hernia engaging only a portion of the wall of the intestine, parietal

hernia. R's suture, an interrupted silver suture for wounds of the intestine.

Rich'ter-Monro' line. *Monro-Richter line* (ris'in). A specific poison, analogous to the bacterial toxins, occurring in the seeds of the castor-oil plant; a white, odorless powder which acts as a violent irritant poison to the gastroenteric tract, gall-passages, and kidneys.

ricinine (ris'in-en). A poisonous principle obtained from the castor-oil bean.

Ricinus (ris'in-us) [L.] A genus of plants with a species, *R. communis*, the castor-oil plant; from the seeds of this is expressed a purgative oil, *oleum ricini*; the leaves are reputed to be galactagogue.

rick'ets [E. *wrick*, to twist.] Rachitis, a disease occurring in infants and young children; it is characterized by softening of the bones, enlargement of the liver and spleen, malnutrition, profuse sweating, and general tenderness of the bones when touched. *acute r.*, infantile scurvy. *adult r.*, a disease resembling rickets in many of its features, occurring in adult life. *fatal r.*, achondroplasia. *hemorrhagic r.*, infantile scurvy. *late r.*, adult r. *scurvy r.*, infantile scurvy.

Rickett's organism [Howard Taylor Rickett, American pathologist, 1871-1910.] A pale-staining pleomorphic bacillus, possibly a pathogenic organism of Rocky Mountain spotted fever, or tick fever (4).

rick'ety. Rachitic, relating to or suffering from rickets.

Ricord's chancre (re-kor') [Philippe Ricord, French surgeon, born in Baltimore, 1800-1889.] A syphilitic chancre with a thin parchment-like base.

Rideal-Walker method (rid'eel-waw'kur) [Samuel Rideal, English chemist and bacteriologist, *1859; J. T. Ainslie Walker, English chemist, contemporary.] A method of standardization of disinfectants by a comparison of the strength of disinfectant necessary to kill the typhoid bacillus in a definite time with that of a solution of boric acid which will accomplish the same thing in the same time.

Ridell's operation. Removal of the entire anterior and inferior walls of the frontal sinus, for chronic inflammation of that cavity.

riber's bone. See *under bone*.

ridge [A.S. *hrycg*, back, spine.] A, usually transverse linear elevation. *basal r.*, cingulum (2) humeral, one of two elevated lines on the humerus, the anterior or internal, crista tuberculi minoris [BNA] and the posterior or external, crista tuberculi majoris [BNA]. *buccogingival r.*, a dental ridge on the buccal surface of a deciduous tooth, close to the gingival margin. *epicondylar r.*, one of two ridges for muscular attachment on the humerus, the external on the external border and the internal on the internal border of the bone. *gluteal r.*, one of three ridges on the femur which form the upper continuation of the linea aspera. *tuberositas glutea* [BNA]. *linguogingival r.*, a ridge on the lingual surface of the maxilla canine teeth, near the gums. *marginal r.*, one of the ridges of enamel on the outer edges of the masticatory, or occlusal surface of a premolar or molar tooth. *mylohyoid r.*, linea mylohyoidea [BNA]. *oblique r.*, a ridge on the masticatory surface of an upper molar tooth from the mesiolingual to the distobuccal cusp. *pectoral r.*, external border of crista tuberculi majoris [BNA]. *premaxillary r.*, an oblique r. on the anterior, or volar, surface of the ulna, giving attachment to the pronator quadratus muscle. *pterygoid r.*, crista ulnaris temporalis [BNA]. *superciliary r.*, supra-orbital

ciliaris [BNA]. **supracondylar r.**, epicondylar r. **supraorbital r.**, a ridge on the frontal bone marking the upper margin of the orbit. **temporal r.**, linea temporalis [BNA]. **transverse r.**, a ridge running transversely across the occlusal surface of a molar tooth, formed by the junction of two triangular ridges. **trapezoid r.**, an oblique line on the upper surface of the clavicle giving attachment to the trapezoid ligament. **triangular r.**, in a molar tooth the ridge on the occlusal surface running from the point of a cusp to the center of the crown.

rid'gel, rid'gill. A horse with one testicle removed, ridgeling.

rid'geling (rij'ling). A horse or man with but one testicle, ridgel.

Rid'ley's sin'us [Humphrey Ridley, English anatomist, 1653-1708.] Sinus circularis.

Riedel's dis'ease' (re'del) [Bernhard Moritz Carl Ludwig Riedel, German surgeon, *1846.] Ligneous thyroiditis. * **R.'s lobe**, a tongue-like process, occasionally extending downward from the lower margin of the liver external to the gall-bladder, lobus appendicularis.

Rieder's cells (re'der) [Hermann Rieder, German pathologist.] Polymorphonuclear lymphoidocytes.

Riegel's pulse (re'gel) [Franz Riegel, German physician, *1843.] A diminution in the size of the pulse during expiration; the converse of the pulsus paradoxus. **R.'s symp'tom-com'plex**, tachycardia associated with asthmatic symptoms. **R.'s test for rennin**; 5 c.c. of neutralized gastric juice is added to 10 c.c. of milk, and if coagulation occurs after incubation for 15 minutes rennin is present. **R.'s test-meal**, consists of a plate of soup, 200 grams beefsteak, 50 grams mashed potatoes, and one roll.

Riga's disease' (re'gah) [Riga, Italian physician, contemporary.] Erosion or ulceration of the frenum of the tongue, with induration and the formation of a grayish membrane; it occurs in infants during dentition and is thought to be due to the habit of putting out the tongue, the frenum of which is irritated by rubbing against the new lower incisor teeth.

Rigal's suture (re-gal') [Joseph Jean Antoine Rigal, French surgeon, 1797-1865.] Rubber suture* for harelip operations.

Riggs's disease' [John M. Riggs, American dentist, 1810-1885.] Pyorrhea alveolaris.

right [A.S. riht]. The side of the body opposite to that on which the apex beat of the heart is felt, dexter.

right-eyed. Seeing more distinctly with the right eye, or using that eye instinctively in one-eyed operations such as sighting a gun.

right-hand'ed. Using the right hand for writing and most manual operations habitually or with greater ease than the left.

rigid (rij'id) [L. *rigidus*.] Stiff, inflexible.

rigidity (ri-jid'i-ty). Stiffness, rigor. **anatom'ical r.**, r. of the cervix uteri in labor, not due to any pathological infiltration. **cadav'eric r.**, rigor mortis. **patholog'ical r.**, r. of the cervix uteri in labor, due to cancer or other morbid condition. **post-mortem r.**, rigor mortis.

rigor [L.] 1. Rigidity. **2.** A chill. **acid r.**, coagulation of muscle protein induced by acids. **beat r.**, coagulation of muscle protein induced by heat. **r. mor'tis** [L. *mors* (gen. *mortis*), death], stiffening of the body, from one to seven hours after death, due to hardening of the muscular tissues in consequence of the coagulation of the

myosinogen and paramyosinogen; it disappears after from one to five or six days, or when decomposition begins. **r. nervo'rum**, tetanus. **r. tremens**, paralysis agitans.

ri'ma, gen. and pl. *ri'mæ* [L. a slit.] A slit or fissure, or narrow elongated opening between two symmetrical parts. **r. cornea'lis**, corneal cleft, a groove in the sclera into which the edge of the cornea fits. **r. glot'tidis**, glottis vera, true glottis, the interval between the true vocal cords. **r. o'ris** the mouth-slit, the aperture of the mouth. **r. palpebra'rum**, the lid-slit or fissure between the opposed lids of the closed eye. **r. puden'di**, r. vulvæ, pudendal or vulvar slit, urogenital cleft, the cleft between the labia majora. **r. respira-to'ria**, r. vestibuli. **r. vestib'uli**, glottis spuria, false glottis, the interval between the false vocal cords. **r. voca'lis**, r. glottidis. **r. vulvæ**, r. pudendi.

Rimini's test (re'me-ne). A test for formaldehyde in urine, milk, and other fluids, by the use of dilute solution of phenylhydrazin hydrochloride, sodium nitroprusside, and sodium hydroxide.

rimmose (rim'ös) [L. *rima*, a fissure.] Fissured, marked by cracks in all directions, like the crackle of porcelain.

rim'ula [L. dim. of *rima*.] A minute slit or fissure.

rin'derpest [Ger. *rinder*, cattle.] Cattle plague, an acute contagious disease affecting ruminants; it is characterized anatomically by inflammation, sometimes pseudomembranous, of the intestinal mucous membrane, with swelling and necrosis of Peyer's patches; the pathogenic organism of the disease is unknown.

Rindfleisch's cells (rint'flish) [Georg Eduard Rindfleisch, German physician, *1836.] Granular eosinophile leucocytes. **R.'s folds**, semilunar folds of the serous surface of the pericardium embracing the beginning of the aorta.

ring [A.S. hring.] 1. A circular band surrounding a wide central opening. **2.** In anatomy, annulus, any approximately circular structure surrounding an opening or a level area. **3.** The chain of atoms in a closed-chain* compound. **abdom'inal r.**, inguinal r., annulus inguinalis abdominalis, annulus inguinalis subcutaneus. **carbocy'clic r.**, see *carbocyclic*. **contra'ction r.**, Bandl's ring, a slight constriction marking the boundary between the upper and the lower uterine segments. **cu'ral r.**, annulus femoralis. **exter'nal abdom'i-nal r.**, annulus inguinalis subcutaneus [BNA]. **fem'oral r.**, annulus femoralis. **glauco'matous r.**, a yellowish white ring, indicating atrophy of the choroid, surrounding the optic disc in glaucoma. **heterocy'clic r.**, see *heterocyclic*. **inguinal r.**, annulus inguinalis. **inter'nal abdom'inal r.**, annulus inguinalis abdominalis. **isocy'clic r.**, see *isocyclic*. **lym'phoid r.**, the broken ring of lymphoid tissue, formed of the lingual, faucial, and pharyngeal tonsils. **ton'sillar r.**, Waldeyer's* throat-ring, lymphoid ring. **umbil'ical r.**, annulus umbilicalis.

ring-bone. A bony deposit on the pastern of a horse, forming a more or less complete ring around the bone; occurring just above the coronet, it is called *low ring-bone*, in the middle of the pastern, *high ring-bone*. **false r.-b.**, an exostosis on the middle or upper part of the long pastern bone in the horse.

Ringer's solution. Sodium chloride, 1.8; calcium chloride, 0.048; potassium chloride, 0.084; sodium bicarbonate, 0.06; distilled water, 200. Another formula is: sodium chloride, 229 gr.; magnesium chloride, 25½ gr.; potassium

chloride, 8½ gr.; magnesium sulphate, 13 gr.; calcium sulphate, 8½ gr.; distilled water, 1 pint.

ring-knife. Spoke-shave; a circular or oval ring of steel with internal cutting edge, on the model of the carpenter's spoke-shave, used for shaving off tumors in the nasal and other cavities.

ring-worm. A vegetable parasitic disease of the skin and its appendages, *tinea*. **Bowditch Island r.**, *tinea imbricata*. **Burmese r.**, *tinea imbricata*. **Chinese r.**, *tinea imbricata*. **India r.**, *tinea imbricata*. **hon'eycomb r.**, *favus*. **hypertrophic r.**, *granuloma trichophyticum*. **r. of the beard**, *tinea barbæ*, *tinea sycosis*. **r. of the body**, *tinea corporis*, *tinea circinata*. **r. of the genitocrural region**, *tinea cruris*. **r. of the nails**, *tinea unguium*, *onychomycosis trichophytina*. **r. of the scalp**, *tinea capitis*, *tinea tonsurans*. **scaly r.**, *tinea imbricata*. **To'kelan r.**, *tinea imbricata*.

Rinne's test (rin'neh) [Friedrich Heinrich Rinne, German otologist, contemporary.] 1. **Positive test:** a vibrating tuning fork is held in contact with the skull until the sound is lost, its prongs are then brought close to the auditory orifice when, if the hearing is normal, a faint sound will again be heard. 2. **Negative test:** a vibrating tuning fork is heard longer and louder when in contact with the skull than when held near the auditory orifice, indicating some disorder of the sound-conducting apparatus.

Riolan's arch (re-ol-on') [Jean Riolan, French anatomist, 1580-1657.] The arched transverse mesocolon. **R.'s bones**, several small detached pieces of bone occasionally present in the petro-occipital suture of the cranium. **R.'s bouquet**, a collective name for the 3 muscles and 2 ligaments attached to the styloid process of the temporal bone; the 3 muscles (red flowers) are the stylohyoid, styloglossus, and stylopharyngeus; the 2 ligaments (white flowers) are the stylohyoid and stylomaxillary. **R.'s muscle**, *musculus ciliaris* (2).

ri'pa [L. a bank.] 1. *Tænia ciliari*. 2. Any line formed by the reflexion of the endyma of the brain from a ventricular surface.

ripar'ian. Relating to a ripa, marginal.

Ripault's sign (re-po') [Louis Henri Antonin Ripault, French physician, 1807-1856.] A sign of death, consisting in a permanent change in the shape of the pupil produced by unilateral pressure on the eyeball.

Rippoldsau, Germany (rip'polt-sow). Alkaline-saline-chalybeate-carbonated waters. Cold. Five springs. Used by drinking and bathing in anemia, chlorosis, skin affections, scrofula, gout, rheumatism, and neuralgia. May 1 to October 1.

Ris'ley's rotary prism [Samuel Doty Risley, Philadelphia ophthalmologist, *1845.] A prism with circular base which can be rotated in a metal frame marked with a scale, used in examination of imbalance of the ocular muscles.

ris'iccol. Trade name of a powder said to consist of equal parts of magnesia usta and castor oil with sugar and flavoring agents; recommended in place of castor-oil in dose of 5½ (15.0).

risk [Fr. *risque*; L. *re*, back, + *secare*, to cut.] 1. In life insurance, the company's obligation assumed in the policy contract. 2. An insured person or an applicant for life insurance. **impaired r.**, an insured person, or applicant for life insurance, whose family history is bad, denoting a positive lack of longevity, or who has had or now has some organic disease in a more or less advanced stage; a variety of substandard r. **substan'dard r.**, a risk assumed in the insurance of a person who has some hereditary or acquired tendency to disease

or a slight impairment of some organ; in *very* the decreased expectancy of life in such a case an increased premium is charged. **superstan'dard r.**, an insured person or applicant for life insurance whose family history is exceptionally good or whose habits or circumstances are such as to warrant an expectancy of life greater than that of the average healthy man; it has been suggested to create a class of such exceptional risks who may be accepted at a smaller premium than the regular premium for others of the same age. **under-stand'ard r.**, an insured person, or applicant for life insurance who is engaged in a hazardous occupation, or suffers from some slight ailment, whose general appearance is not good, or whose family history reveals a lack of resisting power; a *divers* e' substandard r.

risorius (ri-saw'ri-us) [L. *risor*, a laughter] in under *musculus*.

ri'sus [L.] A laugh. **r. can'nus**, **r. sardon'icus**, the semblance of a grin caused by facial spasm, especially in tetanus.

Ritter's disease [Gottfried Ritter von Rittenberg, German physician, 1820-1883.] **Dermatitis ex'ativa infantum.** **R.'s law**, a nerve is stimulated at both the opening and the closing of an extracurrent. **R.'s o'pening tet'anus**, the tetanic contraction which occasionally occurs when a *stimu* l' current, passing through a long stretch of nerve, opened.

Ritter-Rollet phenom'enon (rit'er-rô-la') [Johann Wilhelm Ritter, German physicist, 1776-1810.] On equal electrical stimulation of motor nerve trunks, the flexor and adductor muscles react more readily than the extensors and abductors.

Ritt'er-Val'l law [see *Ritter-Rollet*; Eusebio Val'l, Italian physiologist, 1726-1816.] If a nerve cut off from its center or if the center is destroyed, the nerve at first shows increased irritability to the center outward, but it soon loses all excitability.

Rival'ta's disease' [Sebastiano Rivalta, Italian veterinary surgeon, contemporary.] **Actin'coccus.** **R.'s reaction**, a means of differentiating between transudates and inflammatory exudates into a test-tube containing 1 drop of a 50 per cent solution of acetic acid in 50 c.c. distilled water; one drop of the fluid is let fall; a bluish white precipitate is formed which broadens out and presents concentric striations when the fluid is of inflammatory origin; a pure dropsical transudate gives no reaction.

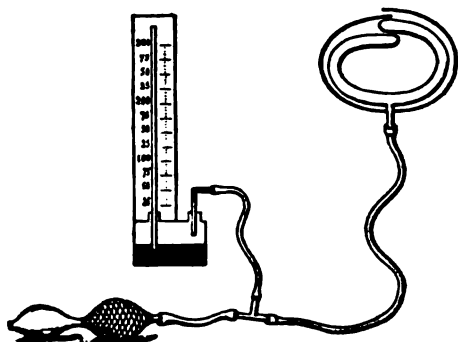
Riva-Rocci sphygmomanometer (re'vah-rô'ci) [S. Riva Rocci, Italian physician, contemporary.] One of the earliest forms of sphygmomanometer in which the systolic or maximum blood pressure is measured by the force necessary to arrest circulation in the brachial artery, this force being shown by a mercury manometer (see illustration on page 807).

Rive'rius's po'tion. Rivière's potion.

Rivière's po'tion (re-ve-air') [Lazare Rivière, French physician, 1589-1655.] An effervescent compound made by combining a solution of potassium sodium bicarbonate and one of citric acid, official in the French codex; liquor *soda citra* (N.F.).

Rivinus's canals' or ducts (re-ve'nus) [August Quirin Rivinus, the Latinized form of *Rivinus*, German anatomist, 1652-1721.] The *ductus riviniani*, the ducts of the sublingual gland; the ductus major Rivini is the *ductus* large duct of the sublingual gland.

Wharton's duct, it is also called Bartholin's duct. **R.'s fora'men**, a minute opening in Shrapnell's membrane thought to be normal, but later regarded as an artefact; also called Bochdalek's canal. **R.'s glands**, sublingual glands. **R.'s mem'brane**, Shrapnell's* membrane. **R.'s notch or seg'ment**, the interrupted portion of the sulcus tympanicus.



THE RIVA-ROCCI SPHYGMOMANOMETER.

rivulose (riv'u-lōs) [*L. rivus*, a brook.] Marked by irregular wavy lines, like the rivers on a map; noting the appearance of a bacterial colony.

ri'vus lacrima'lis [*L. rivus*, stream.] A space between the closed lids and the eyeball through which the tears flow to the punctum lacrimale.

riz'iform [*Fr. ris*, rice, + *forme*, form.] Resembling rice-grains.

RLS person. A stammerer, so called because these are the letters which are usually mispronounced.

R.M.A. Abbreviation of right mentoanterior, noting a face presentation of the fetus with the chin pointing to the right acetabulum of the mother.

R.M.P. Abbreviation of right mentoposterior, noting a face presentation of the fetus with the chin pointing to the right sacroiliac joint of the mother.

R.O.A. Abbreviation of right occipitoanterior presentation, the occiput of the fetus being turned toward the right acetabulum of the mother.

Roanoke' Red Sulphur Springs, Virginia. Alkaline-carbonated-sulphureted, and alkaline-chalybeate-carbonated waters. Used by drinking in chronic throat, bronchial, and pulmonary affections, hay-fever, anemia, and debility. The summer months.

roar'ing. A rough inspiratory sound made by the horse when breathing rapidly; it is due to partial paralysis of the vocal cords or to obstruction in some part of the respiratory passages; occasionally the sound occurs with expiration as well.

Robert's pel'vis (rō-bair') [César Alphonse Robert, Parisian surgeon, 1801-1862.] A pelvis flattened transversely, the inlet being long and narrow; see cut under *pelvis*.

Rob'erts' test [Sir William Roberts, London physician, 1830-1899.] 1. The suspected urine is poured gently down the side of a test-tube containing a saturated solution of sodium chloride with 5 per cent. hydrochloric acid; if albumin is present a white disc appears at the plane of contact. 2. A quantitative test for sugar, determined by the change in specific gravity of the urine on fermentation of the sugar.

Robertson's pu'pil. See Argyll-Robertson.

Robin's my'eolopaxes (rō-ban') [Charles Philippe Robin, Parisian physician, 1821-1885.] Osteo-

clasts, multinuclear cells of the bone-marrow. **R.'s spa'ces**, minute spaces between the adventitia and the muscularis of an artery, constituting the lymphatic system of the vessel. **R.'s sym'plex'ion**, nitrogenous concretions in the seminal vesicles.

ro'bin. A poisonous nucleoprotein from the inner bark of *Robinia pseudacacia* or American locust; emetic and purgative.

rob'inol [after Albert Robin, a Parisian physician.] Trade name of a preparation of the glycerophosphates of calcium, sodium, iron, manganese, quinine, and strychnine in a solution containing no sugar.

Rob'inson's disease' [Andrew R. Robinson, New York dermatologist, *1845.] Hidrocystoma.

Rob'inson's opera'tion. For varicose veins, by section, between two ligatures, of the affected veins.

Robiquet's paste (rō-be-ka') [Pierre Jean Robiquet, French physician, 1780-1840.] A cancer paste of equal parts of zinc chloride and flour with guttapercha added to form a firm mass.

rob'orant [*L. roborare*, to strengthen.] 1. Tonic, strength-giving. 2. A strengthening agent, a tonic.

ro'borin. Trade name of a substance said to be prepared from beef blood, recommended as a tonic in anemia and convalescence from acute diseases.

Rob'son's point, **R.'s posi'tion**. See Mayo-Robson. **Rocnelle powder** (rō-shel') [a city in France.] Seidlitz* powder. **R. salt**, potassii et sodii tartras.

Rock'bridge Alum Springs, Virginia. Acid-chalybeate-aluminous waters, 50° F. to 56° F. Numerous springs. Used by drinking and externally in chronic diarrhea, leucorrhea, pharyngitis, rhinitis, atonic and catarrhal conditions of the mucous membrane, scrofulous ulcers, and syphilitic eruptions.

Rock Castle Springs, Kentucky. Light saline-chalybeate-carbonated waters. Used by drinking for the tonic and diuretic properties.

Rock Enon Springs, Virginia. Sulphated-saline-chalybeate, and alkaline-carbonated waters. Three springs. Used by drinking and bathing in dyspepsia, gout, catarrhal affections, disorders of the kidneys and urinary passages rheumatism, skin diseases, intestinal worms, cuts bruises, and venomous bites.

rock fever. Malta fever.

rock-rose. Helianthemum.

Rocky Mountain spotted fever. Tick* fever (4) **rod** [A.S. *rōd*.] 1. A straight slender cylindrical formation. 2. One of the rhodopsin-containing cells forming with the cones the layer of rods and cones of the retina. **Corti's r.**, see *Corti*. **enam'el r.**, one of the enamel prisms of a tooth. **r. bacte'ria**, bacilli.

ro'dagen. A white powder prepared from the milk of goats from which the thyroid gland has been removed; employed in the treatment of Graves' disease and other conditions supposed to be due to hypersecretion of the thyroid gland.

ro'dent ul'cer. A superficial ulcerating epithelioma of relatively slight malignancy, situated usually on the face, *ulcus exedens*, *ulcus rodens*.

rodonalgia (rō-don-al'ji-ah) [*G. rodon*, rose, + *algos*, pain.] Erythromelalgia.

Roederer's ecchymo'ses (rē'der-er) [Johann Georg Roederer, German obstetrician, 1727-1763.] Minute ecchymoses on the pleura and pericardium sometimes seen in stillborn infants, thought

to be due to an attempt of the fetus to breathe while in the uterus. *R.'s obliquity*, the position of the fetal head at the brim of the pelvis in normal labor, with the occiput presenting, favoring subsequent flexion.

Roemer's experiment (rêmer) [Paul Roemer, German ophthalmologist, *1873.] The instillation of abrin into the conjunctiva, demonstrating the local formation of antitoxins.

Roentgen rays (rênt'gen) [Wilhelm Konrad Roentgen, German physicist, *1845.] X-rays.*

roentgenism (rênt'gen-izm). 1. The employment of the Roentgen rays* in the diagnosis and treatment of disease. 2. Any untoward effects of the Roentgen rays on the tissues.

roentgenization (rênt'gen-i-za'shun). Roentgenism (1).

roentgenize (rênt'gen-iz). To apply the Roentgen rays in diagnosis or treatment.

roentgenogram (rênt'gen-o-gram). The shadow picture made on a sensitized film or plate by the Roentgen rays.*

roentgenograph (rênt'gen-o-graf). To make a roentgenogram.

roentgenography [Roentgen (rays) + G. *graphô*, I write.] The employment of the Roentgen rays* in diagnosis; skiagraphy.

roentgenologist (rênt'gen-ol'o-jist). One skilled in the diagnostic or therapeutic application of Roentgen rays.

roentgenology [Roentgen (rays) + G. *-logia*.] The study of the Roentgen rays* in all their applications.

roentgenometry (rênt'gen-om'e-tri) [G. *metron*, measure.] Measurement of the roentgenotherapeutic dosage and of the penetrating power of the x-rays; x-ray dosimetry.

roentgenoscope (rênt'gen-o-scope). An apparatus for examination by means of the shadow picture produced by the Roentgen rays on a fluorescent screen; fluoroscope.

roentgenoscopy (rênt'gen-os'ko-pli) [Roentgen (rays) + G. *skopô*, I view.] The examination of solid bodies by means of the Roentgen rays* projected on a fluoroscope; skiascopy, fluoroscopy.

roentgenotherapy [Roentgen (rays) + G. *therapeia*, treatment.] The treatment of disease by means of the Roentgen rays.*

roentography. Roentgenography.

roethelen (rê'teln) [Ger. dim. of *roethe*, redness.] German measles, rubella.*

Roger-Josué test (rô-zha'-zho-zû-a') [H. L. Roger; Otto Josué, French physician, *1869.] Blister test.*

Roger's bacillus (rô-zha') [C. H. Roger, Parisian physician, *1860.] A bacillus of rather large size found in cases of dysenteriform enteritis.

Roger's disease (rô-zha') [Henri Louis Roger, Parisian physician, 1811-1892.] Circulatory disturbances dependent upon a congenital defect of the interventricular septum. *R.'s reaction*, the presence of albumin in the sputum, regarded as corroborative evidence of tuberculosis. *R.'s symptom*, a subnormal temperature toward the termination of tuberculous meningitis.

Rogers' sphygmomanometer [Oscar H. Rogers, New York physician, *1857.] Tykos sphygmomanometer, one constructed with the usual arm sleeve and inflating bulb, but with an aneroid barometer gauge graduated in quarter centimeters instead of the mercury manometer.

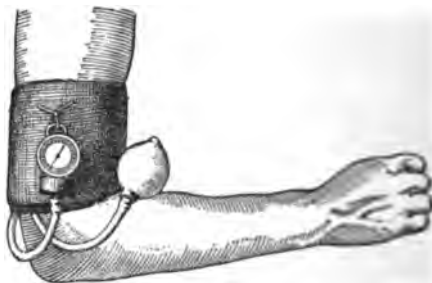
de Rohan's method (dê-ro-an'). Treatment of fissure of the nipple by means of a breast-pump.

Rokitansky's disease [Carl Freiherr von Rokitansky,

Viennese pathologist, 1804-1878.] Acute yellow atrophy of the liver. *R.'s diverticulum*, a tractive diverticulum of the esophagus. *R.'s hernia*, a separation of the muscular fibers of the bowd allowing protrusion of a sac of the mucous membrane or one of the peritoneum. *R.'s kidney*, amyloid kidney. *R.'s pelvis*, spondylolisthesis. *R.'s tumor*, a multilocular ovarian cyst.

Rolandic. Relating to or described by Luigi Rolando,* as Rolandic fissure, line, point, etc.

Roland's angle [Luigi Rolando, Italian anatomist, 1773-1831.] The angle which the direction of the fissure of R. makes with the midplane, usually from 69° to 74°, with a general average of a few minutes over 73°. *R.'s area*, the motor area = the cerebral cortex comprising the precentral and postcentral convolutions. *R.'s cells*, the ganglion cells in R.'s gelatinous substance. *R.'s column*, a slight ridge on either side of the median oblongata. *R.'s fissure*, sulcus centralis. *R.'s*



ROGERS' "TYKOS" SPHYGMOMANOMETER.

gelatinous substance, a translucent substance of gelatinous appearance, consisting of ganglion cells and neuroglia, capping the posterior cornu of the spinal cord on either side. *R.'s lobes*, occiput. *R.'s points*, two points in the suture of the skull on either side, corresponding to the upper and lower extremities of R.'s fissure. *R.'s substance*, substantia gelatinosa. *R.'s tubercle*, a small oblong grayish prominence on the external and inferior surfaces of the restiform body, below and behind the tip of the olive.

rolandometer [Rolando (fissure of) + G. *metron*, measure.] An appliance for tracing on the external surface of the skull the location and course of R.'s fissure.

roll-culture, roll-tube culture. See under roller. **roller** (rôl'ur). A strip of muslin or cheesecloth, usually from two to four or five inches wide and several yards long, rolled upon itself to form a compact cylinder; a roller-bandage.

Roller's nucleus [Christian Friedrich Wilhelm Roller, German alienist, 1802-1878.] A small bulbar nucleus lying immediately anterior to the hypoglossal nucleus, believed to be an accessory hypoglossal nucleus.

Roller's stroma [Alexander Roller, Austrian physiologist, 1834-1903.] The colorless stroma of the red blood-corpuscles.

Romanovsky's chromatin stain. Aqueous solutions are made of methylene blue (saturated) and eosin (1 per cent.), and a mixture is made of 1 part of the first to 2 parts of the second at the time of the staining operation. See *Nash's and Goldhorn's modified stains*.

Romberg's disease (rom'berg) [Moritz Heinrich Romberg, Berlin physician, 1795-1873.] *Pseudo hemiatrophy*. *R.'s spasm*, trismus occurs a

facial spasm. **R.'s symptom**, (1) Brauch*-Romberg symptom; (2) Romberg-Howship symptom. **rom'berg-Howship symp'tom** [M. H. Romberg; John Howship.] Lancinating pains along the inner side of the thigh to the knee, or even down the leg to the foot, in cases of incarcerated obturator hernia; caused by compression of the obturator nerve.

rom'berg-Paessler syn'drome [M. H. Romberg; H. Paessler, German physician, contemporary.] Tympanites, rapid heart action, low blood-pressure, stupor or coma, and the general symptoms of shock, due to dilatation of the blood-vessels in the splanchnic area.

rom'melaere's sign [Guillaume Rommelaere, Belgian physician, *1836.] Diminution of the phosphates, sodium chloride, and nitrogen in the urine in cancer.

roncegno, Austria (ron-chân'yo, ron-tseg'no). Arsenical waters with a large proportion of metallic sulphates. Used internally and by bathing in anemia, chlorosis, neurasthenia, malarial cachexia, chronic bronchial catarrh, prolonged convalescence, early phthisis, cutaneous disorders, and chronic rheumatism. April 15 to October 31.

rongeur (rawn-zhër') [Fr. ronger, to gnaw.] A strong biting forceps for gouging away bone.

roof-cell. A nerve-cell of the roof-nucleus.

roof-nucleus. Nucleus fastigii.

root [A.S. *rot*.] 1. The subterranean portion of a plant, which fixes the plant in the soil, and absorbs moisture and nutrient material. 2. In anatomy the base, foundation, or beginning of any part, radix. **ante'rior r.**, radix anterior, the one of two bundles of nerve-fibers, emerging from the spinal cord and joining to form a spinal nerve, which is composed of motor fibers. **dorsal r.**, posterior r. **fa'cial r.**, radix nervi facialis. **nerve r.**, one of two bundles of nerve fibers emerging from the spinal cord which join to form a spinal nerve; some of the cranial nerves are similarly formed by the union of two roots. **olfac'tory f.**, stria olfactoria. **poste'rior r.**, radix posterior, the nerve r. which contains sensory fibers and on which is seated a ganglion. **r. of a hair**, radix pili. **r. of the lung**, radix pulmonum. **r. of the nail**, radix unguis. **ventral r.**, anterior r. **yellow r.**, hydrastis.

root-sheath. One of the epidermic layers of the hair-follicle; the outer root-sheath is derived from the rete mucosum, the inner from the stratum corneum; the latter is composed of two layers, Henle's externally and Huxley's internally.

R.O.P. Abbreviation of right occipitoposterior presentation, the occiput of the fetus being in relation with the right sacroiliac joint of the mother.

Rosa (ro'zah) [L. rose.] A genus of plants including the roses. **R. centifo'lia**, the pale rose. **R. can'i'na**, dog rose. **R. damasce'na**, damask rose. **R. gal'l'ica**, red rose; see the following.

ro'sa gal'l'ica [L. French rose.] (U.S.) *Rosa gallica* petala (Br.), red rose, the petals of *Rosa gallica* collected before expanding; employed in several pharmaceutical preparations.

rosa astu'rica. Pellagra.

rosacea (ro-za'e-ah) [L. *rosaceus*, rosy.] Acne*

rosacea. r. hypertroph'ica, rhinophyma.

rosacic acid (rôz-as'ik as'id). Purpurin (1).

rosan'lin, **rosan'line**. A derivative of aniline, C₂₀H₁₁N₃O, occurring in brownish red crystals; used as a base in the manufacture of various dyes.

ros'ary. See under *rachitic*.

rose [L. *rosa*.] 1. The flower of a plant of the genus

Rosa. 2. Erysipelas. **cabbage r.**, *Rosa centifolia*. **damask r.**, *Rosa damascena*. **dog r.**, *Rosa canina*. **moss r.**, *Rosa centifolia*. **pale r.**, *Rosa centifolia*. **red r.**, *Rosa gallica*.

rose-cold. June cold, hay-fever occurring in the early summer.

Rose's blood test (ro'zeh) [Joseph Constantin Rose, German physician, 1826-1893.] The scrapings of a blood-stain are boiled in a dilute solution of caustic potassa; the dissolved hematin gives to the fluid, when examined in a thin layer, a bile-green color, and in thicker layer a red color.

R.'s metal, an alloy of bismuth 2, lead 1, and tin 1.

Rose's cephal'ic tetanus (ro'zeh) [Edmund Rose, Berlin physician, 1836-1914.] Tetanus confined to the head, characterized by spasmodic dysphagia and accompanied usually by paralysis of the facial nerve, following a wound of the head. **R.'s posi'tion**, an operative position of the body with the head in strong extension hanging over the end of the table, employed in operations on the pharynx to prevent the entrance of blood into the air passages.

rosein, **roseine** (roz'in, ro'zën). Fuchsin.

rosemary (rôz'ma-ri). Rosmarinus.

Rosenbach's disease' (ro'zen-bahkh) [Ottomar Rosenbach, Berlin physician, 1851-1907.] Heberden's* nodes. **R.'s law**, (1) in affections of the nerve-trunks or nerve-centers, paralysis of the flexor muscles appears later than that of the extensors; (2) in cases of abnormal stimulation of organs with rhythmical functional periodicity, there is often a grouping of the individual acts with corresponding lengthening of the pauses, in such a way that the proportion of total rest and activity remains nearly the same. **R.'s sign**, (1) inability of neurasthenics to close the eyes immediately and completely on command; (2) trembling of the upper lids, when the eyes are gently closed, in Graves' disease; (3) loss of the abdominal reflex in cases of acute inflammation of the viscera. **R.'s syn'drome**, tachycardia associated with gastric and respiratory disturbances. **R.'s test** for bile in the urine; the suspected urine is passed several times through the same filter paper, this is then dried and touched with a drop of slightly fuming nitric acid when the play of colors characteristic of the bile-pigments is produced, viz., a yellow spot surrounded by rings of red, violet, blue, and green.

Rosenbach's tuber'culin (ro'zen-bahkh) [F. J. R. Rosenbach, German physician, contemporary.] A 2 months old tubercle bacillus culture is sown with particles of *Trichophyton holosericum album*; in ten days the mould covering the culture and containing the bacilli is separated from the medium, triturated in a glycerin-phenol solution, filtered, and added to the filtered fluid of the culture medium.

Rosenheim's en'e'ma (ro'zen-him) [Theodor Rosenheim, German physician, contemporary.] A nutrient enema composed of peptone, grape-sugar, and codliver oil emulsion in a 0.3 per cent. soda solution.

Rosenmueller's bod'y (ro'zen-mü-ler) [Johann Christian Rosenmueller, German anatomist, 1771-1820.] Parovarium, epöphoron* [BNA]. **R.'s fossa**, recessus pharyngeus. **R.'s gland** or **node**, a large lymph-node at the entrance to the femoral canal. **R.'s organ**, R.'s body. **R.'s re'cess**, R.'s fossa. **R.'s valve**, plica lacrimalis.

Rosenthal's canal' (ro'zen-tahl) [Isidor Rosenthal, German physiologist, *1836.] Canalis* spiralis cochleæ.

Rosenthal's vein (ro'zen-tahl) [Friedrich Christian *Rosenthal*, German anatomist, 1780-1829.] Vena basalis.

roseola (ro-ze'o-lah) [L. dim. of *roseus*, rosy.] Rose-rash, scarlet-rash, macular erythema; a symmetrical eruption of small closely aggregated patches of reddish color. **epidem'ic r.**, rubella. **idiopath'ic r.**, r. not occurring as a symptom of a recognized general disease. **symptomat'ic r.**, a rash symptomatic of typhoid fever, measles, or other eruptive fever. **syphilit'ic r.**, macular syphilide; usually the first eruption of syphilis, occurring in from 6 to 12 weeks after the initial lesion.

roseolous (ro-ze'o-lus). Relating to or resembling roseola.

Röser's sign [Wilhelm *Röser*, German surgeon, 1817-1888.] Absence of pulsation of the dura mater exposed after trephining, indicating a subjacent lesion; called also Roser-Braun sign.

Röser-Nélaton line (ro'zer-na-lä-toñ'). Nélaton's* line.

rose-rash. Roseola.

rosette [Fr. a little rose.] The tertian malarial parasite in its segmented or mature phase.

rosin (roz'in). Turpentine resin, resina.* **r. oil**, retinol.

ros'inol. Retinol.

rosmari'nus [L. sea-dew.] Rosemary, anthos, the dried leaves and flowering tops of *Rosmarinus officinalis*, an evergreen shrub of the Mediterranean region, from which is obtained a fragrant oil, oleum* rosmarini.

rosolic acid (ro-zol'ik as'id). Corallin, a substance occurring in amorphous reddish brown masses; employed as a test for alkalies and acids, the former turning its solution a violet red, the latter yellow. **r.-a. paper**, filter paper dipped in rosolic acid solution and dried, used to test the reaction of a fluid.

Ross's bodies [Edward Halford *Ross*, English pathologist, contemporary.] A round copper-colored body containing dark granules, sometimes having ameboid movements, found in the blood and tissue fluids in syphilis; called also *Lymphocytozoon pallidum*.

Ross's test [Hugh Campbell *Ross*, English pathologist, contemporary.] Film test for syphilis: to 5 c.c. of a 2 per cent. agar solution add 0.4 c.c. Unna's polychrome blue, 0.4 c.c. of a 5 per cent. aqueous solution of sodium bicarbonate, and 4.2 c.c. of sterile water; pour a thin film of this on a clean slide and when it is solid place the material to be examined on a clean cover glass and drop gently on the jelly; this stains the spirochetes.

Rossbach's disease' (raws'bahkh) [Michael Joseph *Rossbach*, German physician, 1842-1894.] Gas-troxyntysis.

Rosscamm'on Springs, Pennsylvania. Neutral, lightly carbonated waters. Employed as a table water.

Rossel's test [Otto *Rossel*, Swiss physician, contemporary.] For occult blood in the stools: an ethereal extract of feces is treated with aloin and oil of turpentine, the presence of blood being indicated by a bright red color.

Ross-Jones test. A test for an excess of globulin in the cerebrospinal fluid: 1 c.c. of cerebrospinal fluid is carefully floated over 2 c.c. of a concentrated ammonium sulphate solution and if globulin is present in excess a fine white ring appears at the line of junction in about three minutes.

Ros'so reaction. Russo's* test
rostell'um [L. dim. of *rostrum*, a beak] The anterior portion of the head of a tapeworm provided with a row of hooks.

ros'tral [L. *rostralis*.] Relating to any rostrum or anatomical structure resembling a beak.

ros'trate [L. *rostratus*.] Having a beak or beak-like.

ros'triform [L. *rostrum*, beak, + *forma*, form.] Beak-shaped.

ros'trum [L. a beak.] Any beak-shaped structure. **r. corporis callosi**, beak of the corpus callosum, the recurved portion of the corpus callosum passing backward from the genu to the anterior commissure. **r. sphenoidale**, the anterior projecting part of the body of the sphenoid bone which articulates with the vomer.

rot [A.S. *rotian*.] 1. To decay. 2. Decay, a process of decomposition. 3. A disease of the liver caused by the liver fluke, *Distoma hepaticum*. **'tary**. Relating to or marked by rotation. **rotary converter**, a device for changing a direct into an alternating electric current. **r. joint**, a joint or trochoid.

rot'ation [L. *rota*, a wheel.] 1. Turning or movement of a body round its axis. 2. A recurrence in regular order of certain events, such as the symptoms of a periodical disease.

rotator, pl. *rotato'res*. A muscle which causes a part to revolve on its axis.

rot'atory. Causing, caused by, or characteristic of rotation.

rot'h's sign [Thomas Morgan *Roth*, Bacteriologist, *1848.] Percussion dullness in the intercostal space on the right, in cases of pericardial effusion.

Roth's disease' (rôt). Roth-Bernhardt disease.

Roth's vas aber'ans (rôt) [Moritz *Roth*, German anatomist, *1839.] An inconstant aberrant vessel or diverticulum of the rete testis.

Roth-Bern'hardt disease' (rôt) [Vladimir Karlovich *Roth*, Russian neurologist, *1843; Martin *Bernhardt*, Berlin neurologist, *1844.] Metastrophæsthetica.

rot'lera. Kamala.

rot'ula [L. dim. of *rota*, a wheel.] 1. The patella. 2. A trochee or lozenge.

rot'ulad [L. *rotula*, patella, + *ad*, to.] In a direction toward the patella.

rot'ular. Patellar.

Rouge's operation (roozh). To obtain access to the nasal cavities, avoiding a subsequent operation, the upper lip is freed from the maxilla, the cartilages are separated from the maxilla and the cartilaginous septum is detached from the spine; after the operation the flap is replaced and held in position by compresses without sutures. **rouget** (roo-zha') [Fr. *rouge*, red.] *Leptanosteus*. **r. des porcs** [Fr. *porc*, swine], swine-snipelas.

Rouget's bulb (roo-zha') [Antoine D. *Rouget*, French physiologist, 19th century.] A venous sinus on the surface of the ovary. **R.'s muscle**, Moll's fibers (1).

Rougnon-Heb'erden disease' (roo-nyñ') [François *Rougnon*, French physician, 1827-1871; William *Heberden*.] Angina pectoris.

rouleaux-formation' (roo-lä') [Fr. pl. of *rouleau*, roll.] The arrangement of red blood corpuscles in shed blood with their flat surfaces in position, forming figures resembling stack coins.

round (rownd) [L. *rotundus*.] Circular. **r. movement**, (1) ligamentum teres; (2) claudication; **r. worm**, ascaris.

roup. An infectious respiratory catarrh in poultry. **Rousselot's caustic** (roos-lo'). Frère Come's caustic, compound of arsenic trioxide 1, mercuric sulphide (red sulphuret) 5, burnt sponge 2.

Roux's experiment (roo). Destruction of a blastomere in the developing egg of a frog, followed by absence of a certain part in the embryo.

Roux's meth'od (roo) [Philibert Joseph Roux, Parisian surgeon, 1780-1854.] Division of the inferior maxilla in the median line, to facilitate the operation of ablation of the tongue.

Roux spat'ula (roo) [Pierre Paul Emil Roux, Paris bacteriologist, *1853.] A very small nicked steel spatula used to transfer bits of infected material, such as diphtheritic membrane, to culture tubes. **R. serum**, Behring serum, diphtheria antitoxin.

Rov'sing's sign [Thorikild Rousing, Copenhagen surgeon, *1862.] Pain at McBurney's point induced, in cases of appendicitis, by pressure exerted over the descending colon.

Royal Gorge Hot Springs, Colorado. Alkaline-saline-carbonated waters, 102° F. Very near are the Royal Gorge Cold Soda and Iron Springs. Used by drinking and bathing in rheumatism and skin diseases.

Royat les Bains, France (ro-yä'la-ban'). Alkaline-saline-chalybeate-arsenical-lithic-carbonated waters, 68° F. to 96° F. Four springs. Used by drinking and bathing in anemia, chlorosis, lymphatic affections, rheumatism, nervous disorders, dyspepsia, arthritic gout, catarrhal affections, debility, skin disorders, diseases of women, diabetes, biliary and renal colic, Bright's disease, diseases of the throat and respiratory organs, the uric-acid diathesis, rheumatoid arthritis, and cardiac weakness. May 15 to September 30.

R.S.A. Abbreviation of right sacroanterior, noting a breech presentation of the fetus with the sacrum directed toward the right acetabulum of the mother.

R.S.P. Abbreviation of right sacroposterior, noting a breech presentation of the fetus with the sacrum directed toward the right sacroiliac joint of the mother.

rubber-dam'. A thin sheet of rubber-tissue used by dentists to keep the saliva away from the field of operation; called also *coffer-dam*.

rubber-tis'sue. A thin sheet of caoutchouc used as a protective in surgical dressings.

rub'e'do [L. redness.] A temporary redness or flushing of the skin, blushing.

rubefa'cient [L. *rubere*, red, + *facere*, to make.] 1. Causing a reddening of the skin. 2. A mild counterirritant which reddens the skin.

rubefac'tion. Redness of the skin caused by a counterirritant.

rubel'la [L. dim. of *rubeus*, red.] German measles, roetheln, epidemic roseola, rubeola; an acute exanthematous disease resembling in several respects both measles and scarlet fever, having the catarrhal symptoms of the former and the angina of the latter; the rash more nearly resembles that of measles than of scarlatina; the constitutional symptoms are usually very mild. The incubation period varies between 5 and 20 days.

rub'e'ola [L. dim. of *rubeus*, red.] 1. Measles. 2. Rubella. **r. no'tha** [L. *nothus*, spurious], rubella. **r. scarlatino'sa**, fourth disease.*

rubesc'ent (ru-bes'ent) [L. *rubescere*, to become red.] Reddening.

rub'ba. Madder.

rubid'um. A metallic element, symbol Rb,

atomic weight 84.8; a silvery white metal, the salts of which have been used in medicine for the same purposes as the corresponding potassium or sodium salts.

rustiginous (ru-bij'in-us) [L. *rubigo*, rust.] Rusty, of the color of iron rust.

rubl'go [L.] Rust, mildew.

ru'bin, ru'bine. Fuchsin.

Ru'binat water. A purgative water (sulphated saline) from the Rubinat mineral springs in the Province of Lerida, Spain.

Rubner's test (roob'ner) [Max Rubner, Berlin hygienist, *1854.] Acetate of lead is added to the suspected urine and the latter is filtered; now ammonia is added until a permanent precipitate is formed; if grape sugar is present, on heating the fluid the precipitate will take on a pink to red color; if there is milk sugar the color will be yellow to brown.

ru'bor [L.] Redness; one of the classical symptoms of inflammation.*

rubrosp'i'nal. Relating to the red nucleus and the spinal cord. **r. system**, the linking of the red nucleus with the opposite side of the spinal cord by means of the r. tract, or Monakoff's bundle. **r. tract**, see under *tract*.

ru'bus (U.S.). Blackberry, the bark of the rhizome of *Rubus villosus*, bramble; tonic and astringent, employed in diarrhea in doses of gr. 20-30 (1.3-2.0).

Ruck's tuber'culin [Karl von Ruck, American physician born in Germany, *1849.] See under *Tuberculin*.

ruc'tus [L.] Eructation.

Rudbeck'ia [after Olaus Rudbeck, Swedish botanist, 1630-1702.] A genus of plants of the order *Compositæ*, including *R. hirta*, yellow daisy, black-eyed Susan, and *R. laciniata*, cone-flower; has been employed in domestic medicine as a diuretic.

rud'iment [L. *rudimentum*, a beginning.] 1. An organ or other structure in an early stage of its development. 2. Any part the development of which has been arrested.

rudimen'tary. Relating to a rudiment, imperfectly developed, vestigial.

rudimen'tum, pl. *rudimen'ta* [L.] A rudiment.

rue. Ruta.

Ruffini's nerve'-endings (roof-fe'ne) [Angelo Ruffini, Italian anatomist, contemporary.] Sensory nerve endings in the subcutaneous connective tissue of the finger; each consists of an oval connective-tissue capsule within which the axones begin as numerous knobs from which extend the primitive fibrils.

Ru'fus's pills. Pilulæ aloes et myrrhae.

ru'ga, pl. *ru'ga* [L. a wrinkle.] A fold, ridge, or crease; a wrinkle. **r. gas'trica**, one of the folds of the mucous membrane of the stomach when the organ is contracted. **r. palat'i'na**, one of five or six transverse ridges running outward on either side of the anterior portion of the raphe of the palate. **r. vagina'lis**, one of a number of transverse ridges in the mucous membrane of the vagina.

Rug'by knee [Rugby, a public school in England.] Schlatter's disease, a painful enlargement of the tubercle of the tibia, occurring in boys and young men, given to athletics; a mild periostitis due to strain.

rugine (ru-zhên') [Fr.] Periosteum elevator, raspatory.

ru'gitus [L. roaring.] Borborygmus, intestinal rumbling.

ru'gose. Marked by rugæ, wrinkled.

rugos'ity. 1. The state of being thrown into folds or wrinkles. 2. A ruga.

ru'gous. Rugose.

Ruhm'korff coil [Heinrich Daniel *Ruhmkorff*, German electrician, 1823-1887.] An induction-coil in which the secondary coil is not movable, as in the DuBois Reymond coil, but is fixed at the point of maximum intensity.

rum. A spirit distilled from the fermented juice of the sugar cane. *bay r.*, spiritus* myrciæ.

ru'men [L. throat.] The first stomach, or paunch of a ruminant.

rumenot'omy [L. *rumen* + G. *tómē*, incision.] Incision into the first stomach of a ruminant.

ru'mex. Dock, the root of *Rumex crispus*, curly or narrow-leaved dock, yellow dock; astringent and tonic, and has been employed in indigestion and in the treatment of various chronic skin diseases in doses of $\frac{5}{1}$ -2 (30.0-60.0) of a decoction of one ounce to the pint.

ru'minant. An animal that chews the cud, such as the sheep and the cow.

rumina'tion [L. *ruminare*, to chew the cud.] Merycism.

Rummo's disease' (room'mo) [Gaetano *Rummo*, Italian physician, contemporary.] Cardiophtosis.

rump. The buttocks or gluteal region.

Rumpel-Leede sign (room'pel-la'deh) [O. *Rumpel*, C. *Leede*, German physicians, contemporary.] If a venous stasis is produced in the arm of a scarlet fever patient, the arteries being left alone, hemorrhages appear at the elbow in from five to twenty minutes—punctate or larger, in some cases becoming confluent. The phenomenon has been observed also in other exanthemata.

Rumpf's symp'tom [Theodor *Rumpf*, German physician, *1851.] 1. Pressure over a painful point, in cases of neurasthenia, will accelerate the pulse from ten to twenty beats in the minute. 2. Eibrillary twitching in traumatic neuroses.

run'around. A superficial paronychia.

Runeberg's for'mula (roo'na-berg) [Johan Wilhelm *Runeberg*, Finnish physician, *1843.] A formula for estimating the amount of albumin in a serous fluid, similar to Reuss'* formula except that, instead of 2.8, 2.73 is subtracted in the case of a transudation, and 2.88 in case of an inflammatory exudate. **R.'s type**, a clinical type of progressive pernicious anemia in which brief periods of apparent improvement occur from time to time.

ru'pia [G. *rhypos*, filth.] The formation of thick crusts over ulcers following a pustular or tubercular syphilide. **r. escharot'ica**, dermatitis gangrenosa infantum.

ru'pial. Relating to rupia.

rupopho'bia. Rhyphophobia.

Ruppell's se'rum (roop'el). A bacteriolytic serum

prepared from several strains of the meningococcus, employed in cerebrospinal meningitis.

rup'ture [L. *ruptura*; *rumperē*, to break] 1. Here 2. A tear or solution of continuity; a break in any organ or other of the soft parts.

Rusco'ni's a'nus [Mauro *Rusconi*, Italian bacteriologist, 1776-1849.] Blastopore. **R.'s nu'tritive cavity**, coelenteron.

Russ'ell's bodies [William *Russell*, Edinburgh physician, contemporary.] Small hyaline spherical bodies, staining deeply with fuchsin, found in cancerous and simple inflammatory growths regarded by some as blastomycetes and of etiological significance, by others as hyaline degenerative cells; called also fuchsin bodies.

Russo's reaction (roos'so) [Mario *Russo*, Italian physician in Catania, contemporary.] To 5 c.c. of the patient's urine add 4 drops of 1 per cent. aqueous solution of methylene blue, and examine against the light; an emerald-green coloration is positive but a bluish tinge is negative indication. The reaction is said to be positive in typhoid fever, measles, smallpox, and advanced tuberculosis.

rust [A.S.] The reddish coating forming on iron or steel exposed to moist air, composed of ferric oxide with some ferric hydrate.

Rust's disease' or **e'vil** [Johann Nepomuk *Rust*, Berlin surgeon, 1775-1840.] Tuberculosis of the two upper cervical vertebrae and their articulations. **R.'s phenom'enon**, in cancer or cancer of the upper cervical vertebrae the patient will always support the head by the hands when changing from the recumbent to the sitting posture or the reverse.

rust'y. Reddish, iron-rust color, rubiginous. **spu'tum**, a tenacious reddish matter expectorated in pneumonia.

ru'ta. Rue, the leaves of *Ruta graveolens* or garden rue; carminative and emmenagogue in doses of gr. 15-30 (1.0-2.0), and applied externally as a rubefacient.

ruthe'nium. A metallic element, symbol Ru , atomic weight 101.7; a hard brittle metal of the platinum group.

rutido'sis. Rhytidosis.

ru'tin. A glucoside from ruta, $C_{15}H_{14}O_{11}$; ruta acid, rutinic acid.

Ruyach's mem'brane (rish) [Friedrich *Ruyach*, Dusseldorf anatomist, 1638-1731.] Lamina chorioepitellar.

R.'s muscle, the muscular tissue of the fundus uteri. **R.'s tube**, a minute tubular cavity, seen in the fetus, opening in the lower and anterior portion of each surface of the nasal septum. **R.'s veins**, Retzius'* veins.

rye. *Secale cereale*, a cereal plant, sparged with ergot.

rye-smut. Ergot.

S

S. Abbreviation of *L. signa*, remark, the usual introduction of the signature in a prescription.* Abbreviation of spherical or spherical lens. Chemical symbol of sulphur.

s. Abbreviation of *L. sinister*, left; and of *L. semis*, half, in this case usually *ss*.

sabadilla. Cevadilla, the seed of *Asagraea officinalis*, a plant of the shores of the Gulf of Mexico and Caribbean Sea; it yields veratrine; employed externally in ointment as a parasiticide.

sabal (U.S.). Saw palmetto, the fruit of *Serenoa serrulata*, a small evergreen of the coast of the southern United States; tonic, diuretic, and expectorant, employed in the treatment of chronic inflammations of the respiratory and genitourinary tracts in doses of gr. 10-15 (0.6-1.0).

Sabbatia [after Liberato Sabbati, Italian botanist, 18th century.] A genus of plants of the order *Gentianeae*, native of the United States, American century; a number of the plants have tonic and antiperiodic properties, being employed as a substitute for quinine.

saber-legged (sa'ber-legd). Noting a horse in which the angle of the hock is very acute, the feet extending forward under the body.

saber-shin. The sharp-edged anteriorly convex tibia in hereditary syphilis.

sabina (U.S.). Savin, the tops of *Juniperus sabina*, a shrubby species of cedar of the north temperate zone in Europe and America; employed externally and internally in rheumatism and gout and in amenorrhea, in doses of gr. 5-10 (0.3-0.6), and locally for the removal of venereal warts and as a stimulant to sluggish ulcers.

Sabouraud's pastilles (sá-boor-róz' pas-télz). Discs of barium platinocyanide in a mixture of acetate of starch and collodion, which undergo a color change when exposed to the x-rays, the degree of change indicating, like Holzknicht's chromoradiometer,* the strength of the rays.

sabromine. Trade name of a calcium salt of dibrombehenic acid, $\text{Ca}(\text{C}_{22}\text{H}_{43}\text{O}_2\text{Br})_2$, used to meet the indications of the ordinary bromides in doses of gr. 7½ (0.5).

sabulous [*L. sabulum*, sand.] Sandy, gritty.

saburra [*L. sand*]. 1. Decomposition of the food in the stomach. 2. Dories.

saburral. Relating to saburra.

sac [*L. saccus*, a bag.] A pouch, a bursa; the capsule of a tumor, or envelope of a cyst. **abdominal s.**, the one of the four serous sacs in the embryo which forms the abdominal cavity. **air s.**, a pulmonary alveolus. **conjunctival s.**, the space between the palpebral and bulbar conjunctiva. **dental s.**, the envelope of a dental follicle which encloses the embryonic tooth. **embryonic s.**, blastodermic vesicle. **hernial s.**, the peritoneal envelope of a hernia. **lacrymal s.**, saccus lacrimonalis. **omental s.**, the space between the folds of the great omentum. **pudendal s.**, Broca's pouch, a pear-shaped encapsulated collection of connective tissue and fat in each labium majus. **tear s.**, saccus lacrimonalis. **yolk s.**, umbilical vesicle.

sac'cate [*L. saccus*, a money-bag.] 1. Relating to, formed by, or forming a sac; pouched. 2. In bacteriology, of an elongated bag shape, noting the form of liquefaction in a gelatin stab culture; see cut under *culture*, C, 3.

saccharate (sak'á-rát). A salt of saccharic acid.

saccharated (sak'á-ra-ted) [*G. sakcharon*, sugar.] Sweetened, mixed with sugar.

saccharephidrosis (sak-ar-ef-i-dro'sis) [*G. sakcharon*, sugar, + *ephidrosis*, a slight perspiration.]

The presence of some form of sugar in the sweat.

saccharic (sak-ar'ik). Relating to sugar. **s. acid**, 1. An amorphous deliquescent acid, $\text{H}_2\text{C}_6\text{H}_8\text{O}_6$, obtained by the action of nitric acid on sugar, forming salts, some crystallizable, some not crystallizable, with bases. 2. An acid, $\text{H}_2\text{C}_6\text{H}_8\text{O}_6$, not found in the free state, forming crystallizable salts with bases.

saccharide (sak-ar'id). A sucrate, or compound of a sugar with a base. **s. group**, an atomic group ($\text{C}_6\text{H}_{10}\text{O}_5$) supposed to occur in most of the carbohydrates, except the pentoses.

sacchariferous (sak-ar-if'er-us) [*G. saccharum*, sugar, + *ferre*, to bear.] Producing sugar.

saccharification (sak-á-rí-fi-ka'shon). The process of saccharifying.

saccharify (sak'á-rí-fi) [*L. saccharum*, sugar, + *facere*, to make.] To convert starch into sugar.

saccharimeter (sak-á-rim'e-ter) [*G. sakcharon*, sugar, + *metron*, measure.] An instrument for determining the amount of sugar in a solution; it may be a polarimeter, an hygrometer, or a retort-like device in which the solution is fermented and the amount estimated by the volume of carbonic acid produced. See cut under *Einkorn*.

saccharin (sak'ar-in). Benzosulphinidum (U.S.), glusinum (Br.).

saccharine (sak'ar-in). Relating to sugar, sweet.

saccharobacillus (sak'ar-o-bá-sil'us). *Bacillus pasteurianus*, a bacillus causing acetic fermentation of sugar.

saccharogalactorrhoea, **saccharogalactorrhoea** (sak'ar-o-gal-ak-to-re'ah) [*G. sakcharon*, sugar, + *gala*(galak-), milk, + *rhoia*, a flow.] An excessive secretion of lactose in the milk.

saccharometer (sak-á-rom'e-ter). Saccharimeter.

Saccharomyces (sak-á-ro-mi'séz) [*G. sakcharon*, sugar, + *mykēs*, fungus.] A genus of budding fungi, or blastomycetes, the yeast fungi. **S. al'bicans**, *Oidium albicans*. **S. busse**, a species isolated by O. Busse in a case marked by broken-down nodules in the internal organs and on the bones. **S. capillit'ii**, a form found on the scalp in certain cases of alopecia. **S. cervi'siae**, beer-yeast, ordinary yeast. **S. hom'inis**, a species isolated in a case of pyemia and found to be pathogenic for certain animals. **S. neofor'mans**, a blastomycete regarded by Sanfelice as pathogenic of cancer. **S. subcuta'neus tumefa'ciens**, a species isolated in a case of multiple tumors on the neck and hips which resembled myosarcomata, pathogenic for certain animals, but not for guinea-pigs. **S. tumefa'ciens albus**, a form isolated in a few cases of pharyngitis, pathogenic for guinea-pigs.

saccharomyce'tic. Relating to or caused by the yeast fungus.

saccharomycosis (sak-ar-o-mi-ko'sis) [G. *sakcharon*, sugar, + *mykōs* fungus.] Blastomycosis.

saccharorrhœa, **saccharorrhœa** (sak-ar-ō-re'ah) [G. *sakcharon*, sugar, + *rhœia*, a flow.] Glycosuria.

saccharose (sak'kar-ōze) [G. *sakcharon*, sugar.]

Sucrose, cane-sugar ($C_{12}H_{22}O_{11}$), a dextrorotatory disaccharid found in many plants, such as the sugar cane, sugar beet, certain maples and palms, etc.

saccharosuria (sak'ar-o-su'rī-ah) [G. *ouron*, urine.] The excretion of cane-sugar, or saccharose, in the urine.

saccharum (sak'a-rum) [G. *sakcharon*.] (U.S.) Saccharum purificatum (Br.), refined sugar, cane-sugar, sucrose; sugar obtained from the sugar-cane, *Saccharum officinarum*, from several species of *Sorghum*, and from the sugar beet, *Beta vulgaris*, $C_{12}H_{22}O_{11}$; employed in pharmacy in the manufacture of syrup, confections, etc. **s. acer'num**, maple sugar. **s. canadē'se**, maple sugar. **s. lac'tis** (U.S., Br.), sugar of milk, lactose, a sugar obtained from the whey of cows' milk, $C_{12}H_{22}O_{11} + H_2O$, occurring as a gritty powder of moderately sweetish taste; diuretic in daily doses of 5-6 (30.0-180.0), but employed chiefly in pharmacy in the making of triturations and other preparations.

sacciform (sak'si-form) [L. *saccus*, sac, + *forma*, form.] Pouched, sac-shaped, saccular.

sac'cular. Sacciform, sac-shaped.

sacc'ulated. Saccular.

saccula'tion. 1. A structure formed by a group of sacs. 2. The formation of a sac or pouch.

sacc'ule. Sacculus, a small sac.

sacculocochlear (sak'u-lo-kok'le-ar). Relating to the sacculus (2) and the membranous cochlea.

sac'culus [L. dim. of *saccus*, sac.] Saccule. 1. A small sac or pouch. 2. The smaller of the two membranous sacs in the vestibule of the labyrinth, lying in the spherical recess; it is connected with the cochlear duct by a very short tube, *ductus reuniens*, and with the utricle by the beginning of the *ductus endolymphaticus* and the *ductus utriculosaccularis* which joins it. **s. alveola'ris**, infundibulum, air-cell. **s. commu'nis**, utricle of the labyrinth. **s. endolymphat'icus**, sacculus endolymphaticus. **s. lacrima'lis**, sacculus lacrimalis. **s. laryn'gis**, appendix ventriculi laryngis. **s. pro'prius**, sacculus (2). **s. vestib'uli**, sacculus (2).

sac'cus, pl. *sac'ci* [L.] A sac. **s. endolymphat'icus**, endolymphatic sac, the dilated blind extremity of the ductus endolymphaticus. **s. lacrima'lis**, lacrymal sac, the upper portion of the nasolacrimal duct into which empty the two lacrymal ducts. **s. reu'niens**, sinus venosus.

Sachsse's solution (zahkh'seh) [Georg Robert Sachsse, German agricultural chemist, 1840-1895.] A solution of red iodide of mercury 18, iodide of potassium 25, and caustic potash 80, in water 1000; employed as a test for glycosuria, sugar if present causing a reduction of the solution.

sa'cra. Arteria sacra.

sacrad [L. *sacrum* + *ad*, to.] In the direction of the sacrum.

sa'cral. Relating to or in the neighborhood of the sacrum.

sacral'gia [L. *sacrum* + G. *algos*, pain.] Pain in the sacral region.

sacrec'tomy [L. *sacrum* + G. *ektomē*, excision.] Resection of a portion of the sacrum to facilitate excision of the rectum.

sa'criplex. The sacral plexus.

sa'croante'rior. With the sacrum directed forward,

noting a breech presentation of the fetus with the sacrum directed to one or the other sacrotuberosity of the mother.

sacrococcygeal (sa-kro-kok-si'ē-al). Relating to both sacrum and coccyx.

sa'crococcyge'us. See under *musculus*.

sacrocoxal'gia [L. *sacrum* + *coxa*, hip, + G. *sign*, pain.] Pain in the sacroiliac joint; *sacrocoxal*.

sacrocoxitis (sa-kro-kok-si'ē'se'tus) [L. *sacrum* + *coxa*, hip, + G. *-itis*.] Inflammation of the sacroiliac joint.

sacroiliac (sa-kro-ilī'ak). Relating to the sacrum and the ilium, noting the articulation between the two bones, and the associated ligaments. **sacroilumba'lis.** Sacrolumbar, noting a muscle, the *musculus* iliocostalis lumborum*.

sacropost'e'rior. With the sacrum directed backward, noting a breech presentation of the fetus with the sacrum pointing to one or the other sacroiliac articulation of the mother.

sacroprom'ontory. The promontory of the sacrum.*

sacrosciat'ic. Relating to both sacrum and ischium. **s. lig'aments**, ligamentum sacrotuberosum [BNA] (great or posterior) and ligamentum sacrospinosum [BNA] (small or anterior).

sacrosp'inal. Relating to the sacrum and the spinal column above, sacrovertebral.

sacrospina'lis. See under *musculus*.


sacro'tomy. Sacrectomy.

sacrovertebral. Relating to the sacrum and the vertebrae above. **s. angle**, promontory of the sacrum.*

sa'crum [L. neuter of *sacer*, 'sacred.] Os sacrum, sacred bone, so called because it was believed to escape disintegration and to serve as the basis for the resurrected body; a broad, slightly curved, spade-shaped bone, thick above, thinner below, closing in the pelvic girdle posteriorly; it is formed by the welding together of five originally separate sacral vertebrae. **assimila'tion s.**, one which is composed of six segments, the last lumbar vertebra assuming the appearance of a sacral segment; or one which is composed of but five segments, the first sacral being free and having the characteristics of a lumbar vertebra. **transverse masses of the s.**, bars formed by the fused transverse elements at the sides of the coalesced sacral vertebrae. **prom'ontory of the s.**, the salient angle formed at the junction of the last lumbar vertebra with the sacrum.

sactosal'pinx [G. *saktos*, stuffed, + *salpinx*, tube] Hydrosalpinx or pyosalpinx.

saddle-back (sad'l-bak). Lordosis.



THE CARPOMETACARPAL JOINT OF THE THUMB. An example of the articulatio sellaris, or saddle-joint. The lines indicate the axes of motion when the bones are in apposition.

sadd'le-joint. A joint in which the extremities of the two bones are inversely convex in one direction and concave in the other, allowing of anteroposterior and lateral motion with circumduction, but without rotation; the carpometacarpal joint of the thumb is the most perfect example of such a joint.

addle-nose (sad'l-nôz). A sinking in of the bridge of the nose due to necrosis of the vomer.

adism [after the Marquis de Sade, 1740-1814, who was confessedly addicted to the practice.] A form of sexual perversion in which the subject finds pleasure in inflicting severe pain upon his victim; the opposite of masochism.*

adist. One who practises sadism.

adis'tic. Marked by sadism.

ae'gerstown Mineral Springs, Pennsylvania. Saline-calcic waters. Two springs. Used by drinking and bathing in various disorders. The entire year.

aemisch's ul'cer (za'mish) [Edwin Theodor Saemisch, German ophthalmologist, 1833-1909.] A seriginous ulcer of the cornea, frequently accompanied by hypopyon.

aenger's mac'ula (seng'er) [M. Saenger, Prague obstetrician, *1853.] Macula gonorrhoeica. S's **operation**, cesarean section followed by careful closure of the uterine wound by three tiers of sutures.

aenger's sign (zeng'er) [Alfred Saenger, German neurologist, *1860.] A lost light reflex of the pupil returns after a short time in the dark, noted in cerebral syphilis but absent in tabes dorsalis.

septum [L.] Septum.

s'flower [Ar. *sajrâ*, yellow.] Carthamus.

s'ron [Ar. *sajrâ*, yellow.] Crocus.

s'ranine. A base, $C_{21}H_{29}N_4$, obtained from aniline, aniline pink, used as a stain in histology.

s'ranophil, **saf'ranophile**. Staining readily with safranine, noting certain cells and tissues.

s'rol, **saf'rolum** (U.S.). The methylene ether of allyl pyrocatechol, $C_{10}H_{10}O_2$, contained in oil of sassafras, oil of camphor, and various other volatile oils; it is obtained chiefly from oil of camphor by fractional distillation; tonic and carminative in doses of $\text{m}1-2$ (0.06-0.13), but prolonged administration causes fatty degeneration.

sag'penum (sag-ah-pe'num) [G. *sagapēnon*.] An oleogum-resin obtained from *Ferula persica*, occurring in yellowish brown tears, having a bitter acid taste and a faint garlicky odor; formerly employed in hysteria.

sa [L. *salvia*; *salvus*, safe.] Salvia.

sagittal (saj'tal) [L. *sagitta*, an arrow.] Resembling an arrow; in the line of an arrow shot from a bow, i.e. in an anteroposterior direction. **s. crest**, a prominent ridge along the s. suture of the skull, present in certain animals. **s. groove**, sulcus sagittalis, the groove on the internal surface of the skull lodging the superior longitudinal sinus. **s. line**, any anteroposterior line. **s. plane**, an anteroposterior plane, either that of the s. suture or one parallel to it. **s. sinus**, the superior longitudinal sinus. **s. sulcus**, s. groove. **s. suture**, the interparietal suture.

gama rays (san-yak'). Secondary beta rays produced when gamma rays emerge from a metal surface.

sago. A pearly starch made from the pith of several species of palms, the sago-palms, *Metroxylon lavis*, *M. rumphii*, or *Arenga saccharifera*; the sago of commerce is often tapioca.

sagradin. Trade name of a laxative preparation from cascara sagrada.

salol's test (Hermann Sahli, Swiss physician, *1856.)

1. The salol test of pancreatic efficiency; salol is decomposed into phenol and salicylic acid by the action of the pancreatic juice, therefore if these substances cannot be found in the urine two hours after the administration of 30 grains of

salol, the pancreatic function is presumably in abeyance. 2. Desmoid* reaction, iodoform being used instead of methylene blue, and the time when iodine appears in the urine is noted. S's **whistle**, a whistling sound heard on auscultation of the abdomen, due to flatus passing through a stenosed portion of intestine.

Saigon' cin'namon [Saigon, the capital of French Cochinchina.] Cinnamomum saigonum.

Saint-Amand, France (sañ-tâ-mahñ'). Feebly mineralized thermal waters with a slight sulphurous smell, about 79° F. Five springs. Used by drinking and bathing in the uric acid diathesis, in gouty and acid dyspepsia. The mud baths are much used. The vegeto-mineral ferruginous mud, saturated with sulphur water is prepared for the baths with the thermal water. These baths are used in chronic rheumatism, atonic gout, rheumatoid arthritis, neuralgias, sciatica, paralysis, sprains, stiff joints following injury, chronic diseases of the bones and joints, chronic skin diseases, trophic disturbances due to varicose veins, certain nervous affections, gunshot wounds, diseases of women, and tabes dorsalis. May 15 to September 30.

Saint An'thony's fire. Erysipelas.

Saint-Christare, France (sañ-kre-star'). Weakly mineralized cold waters containing a little sulphate of copper, carbonate of iron, and manganese. Five cold springs. One tepid spring, about 75° F., with a slight sulphurous smell. The Source du Pêcheur is a cold sulphurous spring. Used by drinking, bathing, pulverizations, and douches in gout, affections of the mouth and tongue including chronic glossitis of smokers, diseases of women, eye affections, skin diseases, and neurasthenia. The entire year.

Saint Clair Springs, Michigan. Muriated-saline-calcic and alkaline-saline-carbonated waters. Two springs. Used by drinking and bathing in the strumous diathesis, digestive disorders, and Bright's disease. The entire year.

St. Germain' tea. Species laxantes.

Saint-Gervais, France (san-zhër-veh'). Muriated-sulphated-sulphurous waters containing lithium. 102° F. and 108° F. Three springs. Used by drinking and bathing in nervous disorders, skin diseases, dyspepsia, constipation, gastrohepatic affections, mucomembranous enterocolitis, phlebitis, hemorrhoids, uterine congestions, and catarrh of the respiratory organs. May 15 to October 1.

Saint-Hel'ena White Sulphur Springs, California. Saline-chalybeate-sulphureted waters, 64.4° F. to 97.25° F. Seven springs. Used by drinking in rheumatism and disorders of the kidneys. The summer months.

Saint-Honoré-les-Bains, France (sañ-to-no-ra'ta-bañ'). Sulphurous-arsenical-carbonated waters, 80° F. to 88° F. Four springs. Used by drinking and bathing in diseases of the respiratory organs, chronic skin diseases, scrofula, rheumatism, early pulmonary tuberculosis, uterine catarrh, and diseases of children. May 15 to September 30.

St. John Long's lin'im'ent [John St. John Long, London portrait painter and empiric, born in Ireland, 1800-1837.] A liniment composed of oil of turpentine 1½ oz., strong acetic acid 1 oz., distilled water 3 oz., and the yolk of one egg.

Saint-Léger, France (sañ-la-zha'). See *Pougees les Eaux*.

Saint Louis Springs, Michigan. Alkaline-calcic-chalybeate waters, containing carbonic acid gas.

Used by drinking in chronic rheumatism, neuralgia, and dyspepsia.

Saint-Maurice (sañ-mo-rës'). See *Sankt Moritz*.

Saint-Nectaire, France (sañ-nek-ter'). Alkaline-saline waters, cold and hot, 103° F. to 120° F. Numerous springs. Used by drinking and bathing in rheumatism, neuralgia, sciatica, dyspepsia, diseases of women, anemia, scrofula, albuminuria, and chronic gastric catarrh. June 1 to October 1. **Saint Regis Springs**, New York. See *Massena Springs*.

Saint-Sauveur, France (sañ-so-vër'). The waters are comparatively feebly mineralized, containing sulphide of sodium and barytes. Cold and hot (95° F.). Two springs. Used by drinking and bathing in diseases of women, muscular rheumatism, dyspepsia, gastralgia, cystitis, and nervous irritability. June 1 to September 30.

Saint Vitus's dance [*St. Vitus*, a martyr under Diocletian; at one time the superstition prevailed that dancing before his image would ensure good health for the following year.] Sydenham's chorea.

saiodine (sa-i'o-din). Trade name of a calcium salt of iodobenzoic acid, $\text{Ca}(\text{C}_{11}\text{H}_9\text{O}_2)_2$, a colorless, inodorous, tasteless powder, used to meet the indications for the ordinary iodides in doses of gr. 15-45 (1.0-3.0).

saiodin (sah-yöd'in). Saiodine.

sal [L. salt.] Salt. *s. acetosell'a*, *s. limonis*. *s. aera'tus*, saleratus, potassium bicarbonate. *s. alem'broth*, the double chloride of mercury and ammonium. *s. ammo'niac*, ammonium chloride. *s. caroli'num facti'tium* (N.F.), artificial Carlsbad salt; potassium sulphate 2, sodium chloride 18, sodium bicarbonate 36, dried sodium sulphate 44; laxative in dose of gr. 15 (1.0) in a glass of water; it occurs as an amorphous powder and in crystalline form. *s. diuret'icum*, potassium acetate. *s. enix'um*, potassium bisulphate. *s. kissingen'se facti'tium* (N.F.), artificial Kissingen salt; potassium chloride 17, sodium chloride 357, anhydrous magnesium sulphate 59, sodium bicarbonate 107; antacid and laxative in dose of gr. 24 (1.5) in a glass of water. *s. limo'nis*, essential salt of lemon, salt of sorrel, salacetos, a poisonous mixture of potassium binoxalate and potassium tetroxalate; used for removing ink and other stains. *s. mirab'ile*, sodium sulphate. *s. perla'tum*, sodium phosphophate. *s. prunelle'*, fused potassium nitrate. *s. vichya'num facti'tium* (N.F.), artificial Vichy salt; sodium bicarbonate 846, anhydrous magnesium sulphate 38.5, potassium carbonate 38.5, sodium chloride 77; antacid in dose of gr. 15 (1.0) in a glass of water. *s. volat'ile*, ammonium carbonate.

salacatin (sal-as'e-tin). Trade name of phenylamine acetosalicylate, an antiseptic and analgesic.

salacetol (sal-as'e-tol). Salicylacetol, salantol, acetyl-salicylic-ester; occurs in colorless scales or needles having a slightly bitter taste; employed as a substitute for salol in summer diarrhea and dysentery in doses of gr. 20-40 (1.3-2.6).

salacetos (sal-as'e-tos). Sal limonia.

salac'tol. A mixture of sodium salicylate and sodium lactate which is used as a solvent of diphtheritic membranes in a 1 per cent. spray.

sal'amide. A derivative of salicylic acid, having similar therapeutic action.

salan'tol. Salacetol.

salbo'rol. Trade name of a compound of salol and boric acid; used in rheumatism.

salbro'malide. Salicylbromanilide.

sal'en. Trade name of a mixture of methyl and

ethylglycolic esters, soluble in ether and alcohol.

sal'enol. Trade name of a 33.3 per cent. ointment of salen.

sal'ep, **sal'op** [Ar. *sahleb*.] The dried tuber of several species of *Orchis* growing in Turkey and neighboring regions; employed as a demulcent in intestinal disorders.

salera'tus [L. *sal atratus*, acrated salt.] Saleratus was originally potassium bicarbonate, but the term saleratus is now applied to monobasic carbonate or sodium bicarbonate, baking soda.

sal'icin, **salici'num** [L. *salix*, willow.] (U.S. br.) Orthohydroxybenzyl-glucoside, $\text{C}_{11}\text{H}_{16}\text{O}_6$, a glucoside obtained from the bark of several species of *Salix* (willow) and *Populus* (poplar); occurs as a white crystalline powder of bitter taste, soluble in 21 parts of water; employed in rheumatism, influenza, and as a bitter tonic, in doses of gr. 5-30 (0.3-2.0). *ben'zoyle-s.*, populin.

sal'icyl [L. *salix*, willow, + G. *hylē*, stuff.] The hypothetical radical of salicylic acid, $\text{C}_6\text{H}_4\text{O}_2$. *s. treatment*, treatment of rheumatism with salicin, salicylic acid, or any of its compounds or derivatives.

salicylacetol (sal-i-syl-as'e-tol). Salacetol.

sal'icylage. The addition of salicylic acid as a preservative.

salicyl'amide. Obtained by the action of ammonia gas on methyl salicylate; occurs in the form of colorless tasteless scales, soluble in 250 parts of water; antipyretic, analgesic, and antirheumatic in doses of gr. 3-5 (0.2-0.3).

salicylan'ilide. A substance obtained by heating a mixture of aniline, salicylic acid, and phosphorus trichloride.

sal'icylate. 1. A salt of salicylic acid with an alkali or alkaline earth.

sal'icylated. Treated by the addition of salicylic acid as a preservative.

salicylbroman'ilide. Antinervin, salibromanilide. A preparation said to contain acetanilide, ammonium bromide, and salicylic acid; employed as an antipyretic and antineuralgic in doses of gr. 1-7 (0.3-0.6).

salicyl'ic [L. *salix*, willow, + G. *hylē*, stuff.] Derived from salicin; containing the radical salicyl.

sal'icylide. Salicylous acid.

sal'icylism. Poisoning by salicylic acid or any of its compounds.

sal'icylize. To salicylate, to treat food-stuffs with salicylic acid as a preservative.

salicylous acid (sal-is'il-us as'id). Salicylic aldehyde, salicylic acid, salicylaldehyde, $\text{C}_6\text{H}_4\text{O}_2$, $\text{C}_6\text{H}_4\text{O}_2\text{CHO}$; a colorless liquid of pungent taste and pleasant odor, obtained from *Spiraea ulmaria*, meadow sweet, and made synthetically; diuretic and antiseptic in doses of gr. 2-8 (0.13-0.5).

salicylquinine (sal'i-sil-qwin-en', sal'i-sil-ken'). Saloquinine.

salicyl'ric acid. An acid formed in the body after the administration of salicylic acid and its compounds.

Salies de Béarn, France (sā-le-dē-be-arn'). Saline waters containing bromides, iodides, and other constituents. Several springs. Used by bathing in diseases of women, intestinal congestions, rheumatic affections, scoliosis, anemia, chlorosis, neuralgias, incontinence of urine. The cure is permanent.

saliferrin. Antifebrin (salicylate, salicylic acid) obtained by heating together salicylic acid and acetanilide; a white powder, insoluble in water.

- antipyretic and analgesic in doses of gr. 5-15 (0.3-1.0).
- salifable** (sal-i-f'a-bl) [L. *sal*, salt, + *fieri*, to be made, + *habilis*, fit.] Capable of being made into salts, said of a base that combines with acids to make salts.
- salifor'min**. Hexamethylene tetramine salicylate.
- saligal'ol**. Pyrogallol disalicylate, a resinous mass insoluble in water, employed in acetone solution in the treatment of eczema and psoriasis.
- saligenin** (sal-ij'en-in). Salicylic alcohol, occurs in the form of small white crystals soluble in water and alcohol; has properties similar to those of salicin and the salicylates in doses of gr. 3-10 (0.18-0.6).
- salimen'thol**. A compound of menthol with salicylic acid ether; a light yellow liquid recommended in the treatment of rheumatism in doses of gr. 3-5 (0.2-0.3).
- salim'eter** [L. *sal*, salt, + G. *metron*, measure.] An hydrometer used to determine the specific gravity, or the strength, of a saline solution.
- salinaph'thol**. Naphthyl salicylate.
- sa'line**. Relating to, of the nature of, or containing salt; salty. *s. purgative*, Epsom salt, Rochelle salt; or any salt having purgative properties. *s. solution*, a solution of any salt; specifically a physiological salt solution, one containing sodium chloride in the proportion in which it exists in the blood.
- salin'grin**. A glucoside, $C_{17}H_{16}O_7$, obtained from the bark of *Salix discolor*; needle-shaped crystals soluble in 52 parts of water; has been used as a substitute for salicin.
- Salins du Jura**, France (să-lan-dū-zhū-ră'). Saline waters. One spring in use. Used by drinking and bathing in diseases of women, anemia, chlorosis, scrofulous affections, tuberculosis, rickets, infantile paralysis, convalescence, and general debility. June 20 to September 15.
- Salins Moutiers**, France (să-lan'moo-ti-a'). Saline-carbonated springs, 97° F. Used internally and externally in anemia, chlorosis, tuberculosis of the bones and joints, certain diseases of the eyes, ozena, rheumatism, and diseases of women. See also *Brides-les-Bains*.
- sal'iphen**. Salicylphenetidin, a derivative of phenetidin, occurring in colorless crystals insoluble in water; has antipyretic and analgesic properties.
- salipyrine** (sal-i-pi'rén). A combination of antipyrine and salicylic acid, antipyrine* salicylate.
- sal'it**. The salicylic-acid ester of borneol, bornyl or borneol salicylate, an oily liquid insoluble in water; has been employed in gout and rheumatism, neuralgia, and other painful conditions; it is applied externally, diluted with equal parts of olive oil, by inunction in doses of 31-2 (4.0-8.0).
- saltann'ol**. A compound of gallic and salicylic acids; employed as an antiseptic dusting powder.
- salithy'mol**. Thymol salicylate.
- sal'va** [L.] Spittle; a clear, tasteless, odorless, slightly alkaline, viscid fluid, consisting of the secretion from the parotid, sublingual, and submaxillary salivary glands and the mucous glands of the oral cavity; its function is to keep the mucous membrane of the mouth moist, to lubricate the food during mastication, and, in a measure, to convert starch into maltose, the latter action being effected by a diastatic enzyme, *ptyalin*. *chorda s.*, the secretion of the submaxillary gland obtained by stimulation of the chorda tympani nerve. *ganglion'ic s.*, submaxillary *s.* obtained by direct irritation of the gland. *sympathet'ic s.*, submaxillary *s.* obtained by stimulation of the sympathetic.
- sal'ivant**. 1. Causing a flow of saliva. 2. An agent which increases the flow of saliva.
- sal'ivary**. Relating to saliva. *s. cal'culus*, a concretion in Wharton's duct. *s. gland*, one of the three pairs of glands furnishing the saliva; they are the parotid, sublingual, and submaxillary; these are called the *oral* salivary glands in distinction to the pancreas or *abdominal* salivary gland.
- sal'ivate**. To cause an excessive flow of saliva.
- saliva'tion**. Ptyalism.
- sal'ivator**. Salivant (2).
- sal'ivolithi'asis**. Ptyalolithiasis.
- sa'lix** [L.] Willow, the bark of *Salix alba*, white willow, and other species of *Salix*; formerly employed as a tonic in doses of gr. 10-30 (0.6-2.0). *s. nigra*, the bark of the black or pussy willow, employed for the relief of nocturnal emissions and to quiet ovarian neuralgia in doses of gr. 30-60 (2.0-4.0).
- Salkowski's test** (sal-kov'ske) [Ernst Leopold Salkowski, German physician, *1844.] For indol; add to the solution a little nitric acid and then drop in a 2 per cent. solution of potassium nitrite; a red color is produced if indol is present.
- sell'enders**. Sellanders.
- sal'mine** [L. *salmo*, salmon.] A protamine, $C_{17}H_{14}N_{10}O_2$, present in the sperm of the salmon.
- salochinin** (sal-o-kin'in). Saloquinine.
- sal'ocoll**. Phenocoll salicylate, in white silky crystals, antipyretic, antirheumatic, and antineuralgic, in doses of gr. 10-30 (0.6-2.0).
- salocre'ol**. Trade name of a compound of creosote and salicylic acid, used externally in rheumatism.
- sal'ol** (Br.). Phenylis salicylas (U.S.).
- sal'ol-cam'phor**. A yellowish oily liquid obtained by heating 3 parts of salol with 2 parts of camphor; local anesthetic; analgesic and antiseptic in doses of gr. 3-8 (0.2-0.5).
- Sal'omon's test** [Hugo Salomon, Vienna physician' contemporary.] For cancer of the stomach; after a day of non-albuminous fluid diet the stomach is washed out; the following morning it is again washed with physiological salt solution; in benign cases the return fluid never contains more than 16 milligrams of nitrogen in 100 c.c. and no albumin; in cancer the nitrogen ranges from 10 to 70 mg. per 100 c.c., and the albumin from $\frac{1}{8}$ to $\frac{1}{2}$ gram per liter.
- sal'ophen**. Acetpara-amidosalol, acetamidosalol, acetylparamidosalol, acetylparamidophenol salicylate, $C_{18}H_{13}O_4N$; a synthetic compound proposed as a substitute for salol, occurring in fine, white, odorless and tasteless scales, soluble in hot water; employed in rheumatism, gout, neuralgia, and as an intestinal antiseptic in doses of gr. 5-15 (0.3-1.0).
- sal'ophenin**. Salophen.
- saloquinine** (sal-o-kwin-én', sal-o-kwi'nín). Trade name for quinine salicylic acid ester, a tasteless substitute for quinine in doses of gr. 15-30 (1.0-2.0). *s. sal'icylate*, rheumatism, a white powder employed in neuralgia and acute rheumatism, in doses of gr. 5-15 (0.3-1.0).
- salpingec'tomy** [G. *salpinx* (salping-), tube, + *ektomē*, excision.] Removal of the Fallopian tube.
- salpingemphraxis** (sal'pin-jem-fraks'is) [G. *salpinx* (salping-), trumpet, + *emphraxis*, a stopping.] Obstruction of the Eustachian or of the Fallopian tube.

salpin'gian. Relating to the Fallopian or to the Eustachian tube.

salpingit'ic. Relating to salpingitis.

salpingitis (sal-pin-jī'(jē')tis) [G. *salpinx*, trumpet, + *-itis*.] Inflammation of the Fallopian tube, or of the Eustachian tube.

salpingocath'eterism. Catheterism of the Eustachian tube.

salpingocele (sal'ping-go-sēl) [G. *salpinx* (salping-), tube, + *kēlē*, hernia.] Hernia of a Fallopian tube.

salpingocyesis (sal'ping-go-si-e'sis) [G. *salpinx* (salping-) tube, + *kyēsis*, pregnancy.] Tubal pregnancy.

sal'pingomall'cus [G. *salpinx* (salping-), tube, + *malleus*, hammer.] Musculus tensor tympani.

salpingo-oophorectomy (sal'ping-go-o'o-for-ek'to-mī) [G. *salpinx*, tube, + *oōphorē*, ovary, + *ektomē*, excision.] Salpingo-oöthectomy.

salpingo-oophoritis (sal'ping-go-o'o-for-i'(e')tis). Salpingo-oöthecitis.

salpingo-oophorocele (sal'ping-go-o-of'ō-ro-sēl). Salpingo-oöthecocele.

salpingo-oöthectomy (sal'ping-go-o'ō-the-sek'to-mī) [G. *salpinx*, tube, + *oōthēkē*, ovary, + *ektomē*, excision.] Removal of the ovary and its Fallopian tube.

salpingo-oöthecitis (sal'ping-go-o'ō-the-si'(se')tis) [G. *salpinx*, tube, + *oōthēkē*, ovary, + *-itis*.] Inflammation of both Fallopian tube and ovary.

salpingo-oöthecocele (sal'ping-go-o'ō-the'ko-sēl) [G. *salpinx* (salping-), tube, + *oōthēkē*, ovary, + *kēlē*, hernia.] Hernia of both ovary and Fallopian tube.

salpingoovariectomy (sal'ping-go-o-va-ri-ek'to-mī). Salpingo-oöthectomy.

salpingoovariotomy (sal'ping-go-o-va-ri-ot'o-mī). Salpingo-oöthectomy.

salpingoperitonitis (sal'ping-go-per'i-to-ni'(ne')tis) [G. *salpinx* (salping-), tube, + *peritonion*, peritoneum, + *-itis*.] Inflammation of the peritoneum of the Fallopian tube.

salpingopexy (sal'ping-go-pek-sī) [salpinx + G. *pēxis*, fixation.] The operative fixation of an oviduct.

salpingopharyn'geal. Relating to the Eustachian tube and the pharynx.

sal'pingopharynge'us. See under *musculus*.

salpingorrhaphy (sal-ping-gor'ā-fi) [G. *salpinx*, trumpet, + *rhaphe*, stitching.] Suture of the Fallopian tube.

salpingosalpingostomy (sal'ping-go-sal-ping-gos'to-mī) [salpinx + salpinx + G. *stoma*, mouth.] The anastomosing of one oviduct with its fellow on the other side.

sal'pingostaphyl'us [G. *salpinx* (salping-), tube, + *staphylē*, uvula.] See under *musculus*.

salpingostomat'omy [G. *salpinx* (salping-), tube, + *stoma*, mouth, + *tomē*, incision.] Salpingostomy.

salpingos'tomy [G. *salpinx* (salping-), tube, + *stoma*, mouth.] Establishment of an artificial opening in a Fallopian tube, usually with suture to the ovary, in cases in which the fimbriated extremity has been closed by inflammation.

salpingot'omy [G. *salpinx* (salping-), tube, + *tomē*, incision.] Incision into the Fallopian tube.

salpingocystocyesis (sal'ping-jis'ter-o-si-e'sis) [G. *salpinx* (salping-), tube, + *hystera*, uterus, + *kyēsis*, pregnancy.] Ectopic pregnancy in the intramural portion, or uterine extremity, of the Fallopian tube.

sal'pinx [G. a trumpet.] 1. Fallopian tube, tuba* uterina. 2. Eustachian tube, tuba* auditiva.

Salso Maggiore, Italy (sahl-so-mad'jo'ra). The wells at this resort contain a mixture of strong

brine and petroleum. The brine contains various ingredients. A mud deposit is also used. Used externally in scrofula, rheumatism, gout, tuberculosis, syphilis, arthritic affections, sequelae of gonorrhea, chronic catarrhs of the nose, throat, and upper air passages, diseases of women, chronic inflammatory exudations, anemia, chlorosis, neurasthenia, and general debility. April 1 to October 31.

salt. 1. A compound formed by the interaction of an acid and a base, the hydrogen atoms of the acid being replaced by the atoms of the base. 1. Sodium chloride, NaCl, common salt, table salt. 2. acid s., bisalt, a salt in which all of the hydrogen of the acid is not replaced by the electropositive element. 3. basic s., one in which there are more hydrogen atoms not replaced by the electropositive element. 4. double s., one in which two basylous elements or radicals are united with the same acid. 5. Epsom s., magnesium sulphate. 6. Glauber's s., sodium sulphate. 7. haloid s., a salt formed from an hydracid by the substitution of a metal for the hydrogen, similar in constitution to common salt, or sodium chloride, NaCl. 8. Monsel's s., iron subsulphate. 9. neutral s., a salt in which the hydrogen of the acid has been wholly replaced by the electropositive element. 10. normal s., one which is neither basic nor acid. 11. Rochelle's s., sodium and potassium tartrate. 12. solution, saline* solution.

saltat'ion [L. *sallare*, to dance.] Dancing, leaping. **saltat'orial**, saltat'ory. Relating to or marked by dancing or leaping. 3. spasm, a spasmodic affection or tic of the muscles of the lower extremity.

salt-dye. A neutral staining substance, such as the eosinate of methylene blue.

Salt'er's increment'al lines (saw'l'tur) [Sir James A. Salter, English dentist, 19th century.] Transverse lines, sometimes seen in dentine, due to improper calcification.

salt-fever. An elevation of temperature following the ingestion of salt and sugar in infants, occurring chiefly in those suffering from intestinal disorders—a form of anaphylaxis.

salt-free di'et. See *dechloridation*.

Salt Lake Hot Springs, Utah. Saline-sulphuretted carbonated waters, 112° F. Used by bathing, in various disorders.

salt'eter, salt'etre [L. *sal*, salt, + *petra*, rock.] Niter, potassii* nitras. Chilli's s., sodii nitras.

salts. A saline purgative.

Salt Sulphur Springs, West Virginia. Saline-sulphuretted-calcic-carbonated waters. The chief spring contains some iron, iodine, and bromine—rare in sulphur waters. Three springs. Used by drinking in chronic constipation, metallic poisoning, abdominal engorgement, liver disorders, gout, rheumatism, skin diseases, scrofula, and syphilis.

salu'brious [L. *salubris*, healthy.] Healthful.

sal'ubrol. Methylene-diantipyrine tetrabromide. A yellow powder employed as an antiseptic dressing powder in place of iodoform.

sal'ufur [L. *salus*, health, + *ferre*, to bring.] A white silicofluoride, sodium fluosilicate, Na₂SiF₆, a tasteless, odorless powder, employed as a detergent, antiseptic, and styptic, in 1-500 to 1-1000 solution.

sal'umin. Aluminum salicylate, a slightly reddish powder, employed in ozena and pharyngitis. 2. soluble s., ammoniated aluminum salicylate employed in solution as a spray in diseases of the upper air passages.

salu'ta'rium [L. *salutaris*, healthful.] Sanitarium.
sal'u'tary [L. *salutaris*.] Healthful, wholesome.
sal'varian [L. *salvare*, to preserve, + *sanitas*, health.] Trade name of dioxylamidoarsenobenzol, No. 606, useful in the treatment of syphilis, yaws, and possibly other diseases of protozoan origin; it is a yellow powder, administered intravenously after admixture with a dilute solution of caustic soda.
salvarsanized-serum method (sal'var-san-izd-se'-rum meth'od). Swift-Ellis method; the treatment of cerebrospinal syphilis by the subarachnoid injection of serum taken from the patient half an hour after an intravenous injection of salvarsan.
salvatell'a [It.; L. *salvare*, to save.] The dorsal vein of the little finger, bleeding from which was anciently regarded as curative in melancholia.
Salva'tor Mineral Springs, Wisconsin. Alkaline-calcic-chalybeate waters. Used by drinking in diabetes, irritability of the bladder and urinary passages, Bright's disease, acid dyspepsia, and torpidity of the liver.
salve (sahv) [A.S. *sealf*.] An ointment, ceratum, unguentum, moth'er's s., unguentum fuscum (N.F.). s. mull, unguentum extensum (N.F.).
sal'vo'l. Trade name of a cresol solution of sodium creosolate; antiseptic.
sal'via [L.] (U.S.) Sage, the dried leaves of *Salvia officinalis*, garden sage, meadow sage; aromatic tonic, astringent, and diaphoretic in doses of gr. 15-30 (1.0-2.0).
Salzbrunn, Austria. See *Obersalzbrunn*.
Salzer's opera'tion (zahl'tser) [Fritz Adolf Salzer, Utrecht surgeon, born in Vienna, *1858.] 1. Exclusion of the intestine. 2. Excision of the mandibular division of the trigeminal nerve. S.'s **test-meals**, two meals given four hours apart; the first consists of moderate quantities of cold roast beef, a soft-boiled egg, rice, and milk; the second of stale white bread and water; the contents of the stomach, removed an hour after the second meal, should show no remains of the first meal if digestion is normal.
Salzschlirf, Germany (zahlts'shlirf). Saline-lithiated-carbonated-sulphureted waters. Cold. Four springs. Used by drinking and bathing in chronic gout, rheumatism, gallstones, impaired metabolism, the uric acid diathesis, renal calculus, cystitis, gastroenteric catarrh, obesity, and diseases of women. May 1 to September 30.
sama'rium. A supposed metallic element of unknown properties.
sambu'ci flo'res (Br.). The flowers of *Sambucus nigra*, black elderberry, a shrub common throughout Europe; the American drug is from *S. canadensis*; employed in infusion and ointment in the treatment of bruises, sprains, ulcers, etc.
Sambu'cus [L.] A genus of shrubs and trees, of the order *Caprifoliaceae*, the elders. The flowers of *S. nigra* are official in the B.P. as sambuci* flores.
sam'ol. Trade name of a 25 per cent. ointment of salimenthol.
san'a'tive [L. *sanare*, to heal.] Curative, healing.
san'atogen. Proprietary name of a food preparation, said to consist of 95 per cent. milk casein in combination with 5 per cent. sodium glycerophosphate; employed in gastric disorders, anemia, and nervous affections.
san'atol. Artmann's creolin.
sanato'rium [L. *sanare*, to heal.] An institution for the treatment of chronic diseases, such as tuberculosis, nervous disorders, chronic rheumatism, etc., and as a place for recuperation under

medical supervision; often improperly called *sanitarium*.
san'a'tory. Health giving, curative.
san'atose. Trade name of a preparation said to be a compound of casein and sodium glycerophosphate, employed in anemia and gastric disorders.
San Bernardi'no Hot Springs, California. Sulphated-saline-silicious-calcic waters, 100° F. to 175° F.
sand [A.S.] The fine detritus of quartz and other crystalline rocks. **brain s.**, acervulus cerebri. **intes'tinal s.**, minute calculi or gritty material occurring in feces, composed of soaps, bile pigment, cholesterol, magnesium salts, succinic acid, etc. s. **bath**, immersion of the body in hot sand. s. **fly**, black fly, buffalo gnat, a biting dipterous insect of the genus *Simulium*. s. **treatment**, treatment by means of sand baths, ammotherapy, psammotherapy. s. **tumor**, psammoma.
sand'alwood. The heart-wood of various species of *Santalum*. * **red s.**, the wood of *Santalum rubrum*. **white s.**, the wood of *Santalum album* see *oleum santali*.
sand'arac [of Eastern origin.] An oleoresin from *Callitris quadrivalvis* and other species of *C.*, small trees of northwestern Africa; has been used as an expectorant, and externally as an ingredient of stimulating ointments.
sand-crack. A crack or fissure in the hoof of the horse, occurring usually on the inside of the fore-foot (*quarter-crack*) or in the fore-part of the hindfoot (*toe-crack*); when the crack is deep enough to expose the sensitive laminae, or when it extends to the coronary band, lameness results.
Sand'ers' sign [James Sanders, English physician, 1777-1843.] Pulsatory movement of the thoracic wall in cases of adherent pericardium.
sand-fly fe'ver. Pappataci fever.
San Diego de los Baños, Cuba (sahn-de-a'go da lös bahn'yos). Alkaline-saline-sulphurous waters, 22° C. and 34° C. Numerous springs. Used by drinking and bathing in the rheumatic, herpetic, and scrofulous diatheses. Last of January to April.
Sandstroem's bod'ies (zant'strêm), [I. Sandström, Norwegian physician, 19th century.] Glandulae parathyroidae.
sane [L. *sanus*.] Sound of mind.
sangaree (sang-gah-re') [Sp. *sangria*.] A beverage made of sweetened water, red wine, and nutmeg.
sangrenal (sang'-gre-nal). An adrenal preparation, recommended as a hemostatic and heart stimulant.
sanguiferous (sang-gwif'er-us) [L. *sanguis*, blood, + *ferre*, to carry.] Conveying blood, circulatory.
sanguiferr'in. Trade name of a tonic said to be prepared from the iron of the blood with manganese.
sanguifica'tion [L. *sanguis*, blood, + *facere*, to make.] Hematopoiesis.
sang'uinal. Trade name of a preparation made from dried blood, recommended in anemia and chlorosis.
sanguinaria (sang-gwin-a'ri-ah) [L. *sanguis*, blood.] (U.S.) The rhizome of *Sanguinaria canadensis*, bloodroot, tetterwort, a common wild flower of eastern North America; employed as an expectorant in doses of gr. 1-5 (0.06-0.3).
sanguin'arine. A poisonous alkaloid from sanguinaria, employed as a tonic and expectorant in doses of gr. 1/2-1 (0.005-0.008).
sanguine (sang'gwin) [L. *sanguis*, blood.] 1. Plethoric. 2. Full of vitality, hopeful.

sanguineous (sang-gwin'e-us) [L. *sanguis*, blood.]

1. Relating to blood, bloody. 2. Plethoric.

sanguinolent. Bloody, tinged with blood.

sanguis (sang'gwis) [L.] Blood.

Sanguisuga (sang-gwi-su'gah) [L. *sanguis*, blood, *sugere*, to suck.] A genus of leeches, now called *Hirudo*. *S. medicinalis*, *Hirudo medicinalis*. *S. officinalis*, *Hirudo provincialis*.

sanguisuge (sang'gwi-suj) [L. *sanguis*, blood, + *sugere*, to suck.] A leech.

sanie (sa'nî-êz) [L.] A thin, blood-stained, purulent discharge.

sa'nious. Relating to sanies; ichorous and blood-stained.

sanita'rian [L. *sanitas*, health.] A hygienist, one versed in the science of public health.

sanita'rium [L. *sanitas*, health.] A health resort; not to be confused with *sanatorium*.*

san'itary. Healthful, conducive to health. *s. survey*, a systematic inspection of any locality or building with regard to its water supply, drainage, atmospheric conditions, and other factors (and if a building, plumbing, ventilation, heating, etc.) affecting the health of the inhabitants.

san'itas. Trade name of a class of disinfectant preparations made from turpentine.

sanita'tion. The employment of measures designed to promote health and prevent disease; practical hygiene, assanation.

san'itol. A proprietary antiseptic mouth-wash.

san'ity [L. *sanitas*, health.] Soundness of mind.

Sankt Moritz, Switzerland (zahnkt-mo'rits). Alkaline-chalybeate-carbonated waters. Cold. Three springs. Used by drinking and bathing in anemia, nervous and intestinal disorders, Graves' disease, chlorosis, diseases of women, and tuberculosis. June 15 to September 15.

sanmeth'yl. Trade name of a preparation of santal, methylene blue, copaiba, cubeba, and other drugs, recommended in gonorrhea.

sanmett'o. Trade name of a preparation of santal and saw palmetto (sabal), used in prostatic and vesical disorders.

san'oform. Methyl diiodosalicylate, a colorless crystalline powder, without odor or taste, obtained by the interaction of iodine and methyl salicylate; employed as an antiseptic and deodorant dusting powder.

san'ose. Trade name of a food preparation of casein and albumose.

sansevier'ia (san-se-vî-êr'î-ah) [after the Prince of Sansevero of Naples, 1710-1771.] A genus of plants of South Africa and India. *S. thyrsiflora*, a species of South Africa, employed internally as a domestic remedy for hemorrhoids.

San'som's sign [Arthur Ernest Sansom, English physician, 1838-1907.] Reduplication of the second sound of the heart at the base, occurring in mitral stenosis.

San'son's im'ages (sahn-soh') [Louis Joseph Sanson, French physician, 1790-1839.] Purkinje's* images.

Santa Bar'bara Hot Springs, California. Alkaline-saline-sulpho-carbonated-waters, 99° F. to 122° F. Twenty-two springs. Used by drinking and bathing in gout, rheumatism, and other joint affections, Bright's disease, glandular enlargements, chronic skin diseases, syphilis, and scrofula.

san'tal. Sandalwood, santalum.*

san'talin. A dye from red sandalwood.

san'talum. Sandalwood, santal. *s. al'bum*, white

sandalwood, see *oleum santali*. *s. rubrum*, U.S. red saunders, red sandalwood, *pterocarpus lignum*, the heart-wood of *Pterocarpus santalinus*, a tree of India; employed in pharmacy as a color agent.

Santa Rosa White Sulphur Springs, California.

Light saline-sulphureted waters containing carbonic acid gas, 59° F. to 62° F. Used by drinking and bathing in rheumatism, skin diseases, affections of the kidneys and bladder, congestion of the liver following malarial poisoning.

Santa Isabel Sulphur Springs, California. Alkaline-saline-carbonated-sulphureted waters, 59° F. to 96.3° F. There is also a warm sulphur spring, 95° F. Used by drinking and bathing in affections of the stomach, intestines, liver, kidneys, glandular enlargements, chronic rheumatism, skin diseases, and syphilis. The entire year.

Santini's boom'ing (sahn-te'ne). A sonorous booming sound heard on auscultatory percussion of a hydatid cyst.

san'tol. Trade name of a sandalwood preparation used in gonorrhea.

santon'ica [G. *santonikon*, wormwood.] (U.S.) A variant wormwood, *semen-contra*, the unexpanded flower heads of *Artemisia punciolata*, a shrub growing in Turkestan; formerly employed for the expulsion of round worms, in doses of gr. 12 (0.6-2.0); now superseded by the active principle santonin.

san'tonin, **santoni'num** (U.S., Br.). "The anhydride or lactone of santonic acid, obtained from santonica" (U.S.); "a crystalline principle prepared from the dried unexpanded flower heads or capitula of *Artemisia maritima*" (Br.). $C_{15}H_{14}O_2$; occurs in colorless shining prisms; crystals, almost insoluble in water; employed to effect the expulsion of round worms (*Ascaris lumbricoides*) in doses of gr. 1-2 (0.05-0.1) and also in impaired vision from disease of the optic nerve and in incontinence of urine.

santoninox'ime. A derivative of santonin, $C_{15}H_{14}O_2.NOH$, occurring in the form of acicular crystals; employed for the same purposes as santonin, in doses of gr. 1 (0.06) for a child and gr. 2-3 (0.13-0.2) for an adult.

Santorini's canal (sahn-to-re'ne) [Giovanni Domenico Santorini, Italian anatomist, 1681-1758.] S.'s duct. S.'s cartilage, cartilago cricoidalis. S.'s con'cha, concha nasalis superior. S.'s carunc'cula ma'jor, papilla duodeni. S.'s ductus pancreaticus accessorius. S.'s foramen, two fissures, one in the cartilaginous part of the external auditory meatus, the other in the tragus. S.'s muscle, (1) musculus uvulae, (2) musculus incisuræ helicis; (3) an incomplete band of non-striated muscular fibers beneath the constrictor urethræ muscle. S.'s papilla, papilla duodeni. S.'s tubercle, tuberculum cricoidale. S.'s veins, veins passing from the surface of the cerebral sinuses.

santoto'e'a. Trade name of a preparation which contains sabal, santol, and other drugs, recommended in vesical disorders.

san'tyl. Santalyl salicylate, salicylic acid ester of santalol, an ester obtained by heating together salicylic acid and oil of sandalwood; a yellow oil of balsamic odor and taste; employed in gonorrhea in doses of 15-30 (1.3-3.0).

sap. The circulating fluid of plants, also called caryolymph.

saphe'na [G. *saphēnēs*, visible.] See under *vena*.

saphe'nous. Relating to or associated with a saphena vein, noting a number of structures in the leg. *s. opening*, fossa ovalis, an oval aperture in the fascia in the upper and inner part of the thigh below Poupart's ligament, which transmits the internal saphenous vein.

sap'id [L. *sapidus*.] Savory, tasty.

sap'o [L.] (U.S.) Soap, *sapo durus* (Br.), hard soap, Castile soap, a soap made with olive oil and sodium hydroxide; employed as an antidote in poisoning by mineral acids, and in the form of a suppository or of an enema of soap suds in constipation; used also as an excipient in pills. *s. animalis* (Br.), animal or tallow soap, curd soap, *s. domesticus*, soap made with sodium hydroxide and a purified animal fat consisting chiefly of stearin, used in pharmacy in the preparation of certain liniments. *s. domesticus*, *s. animalis*. *s. durus* (Br.), hard soap, *sapo* (U.S.). *s. mol'lis* (U.S., Br.), soft soap, green soap, potash soap, made with linseed oil (U.S.) or olive oil (Br.) and potassium hydroxide; employed as a stimulating application in various skin diseases. *s. vir'idis*, *s. mollis*.

sapocar'bol. Trade name of an antiseptic mixture of cresol and soft soap.

sapogenin (să-poj'en-in). Sapogenol, a white acicular crystalline substance, derived from saponin.

sap'olan. Trade name of a dark brown ointment, said to consist of naphtha, soap, and lanolin, recommended as a stimulating application in certain skin diseases.

sapolan'olin. Trade name of a mixture of soft soap and lanolin, employed in eczema.

sapona'ceous [L. *sapo*, soap.] Soapy, relating to or resembling soap.

sapona'ria. Soapwort, soaproot, the dried roots of *Saponaria officinalis*, sweet betty, wild sweet william, an herb of temperate regions of Europe and America; formerly employed as an alterative in gouty and syphilitic skin diseases, in doses of 3i-2 (30.0-60.0) of an infusion of an ounce to the pint.

sapona'tus [L.] Mixed with soap.

saponifica'tion [L. *sapo*(*sapon*-), soap, + *facere*, to make.] Conversion into soap, noting the action of an alkali upon fat.

sapon'ify. To make into soap.

sap'oin [L. *sapo*, soap.] A class of substances found in many plants which possess the common property of foaming, or making suds, when strongly agitated in aqueous solution; they also hold resinous and fatty substances in suspension in water; they are amorphous bodies as a rule, though a few are crystallizable, and possess the properties of glucosides; they are irritants when applied to the skin or mucous membranes, and given internally cause nausea and vomiting.

sapo'ta. The fruit of *Achras sapota*, a tree of tropical America, having diuretic properties.

sap'otin. A glucoside from the seeds of sapota.

sapotox'in. A glucoside from quillaia, or soapbark.

sappan' [Malay.] (B.A.) The heart-wood of *Casalpinia sappan*; employed as a dye, and in medicine as an astringent, similarly to hæmatoxylon.

Sappey's fibers (sap-pa') [Marie Philibert Constant Sappey, French anatomist, 1810-1896.] Non-striated muscular fibers in the cheek ligament of the eyeball. *S.'s lig'ament*, the posterior thickened portion of the capsule of the temporomandibular articulation. *S.'s veins*, accessory portal veins, *venæ paraumbilicales*.

sapphiam (saf'izm) [*Sapphō*, a Greek poetess of alleged irregular life.] Homosexual perversion among women, tribadism, Lesbian love.

sapre'mia, **sapræ'mia** [G. *sapros*, rotten, + *haima*, blood.] Septicemia, the presence in the blood of the poisonous products of the putrefactive bacteria.

sapre'mic. Relating to or suffering from sapremia.

sap'rine. A ptomaine from the putrefying abdominal viscera.

saprodontia (să'pro-don'shyah) [G. *sapros*, rotten, + *odont*(*odont*-), tooth.] Dental caries.

saprogenic, **saprogenous** (sa-pro-jen'ik, să-proj'en-us) [G. *sapros*, rotten, + *gennad*, I produce.] Causing or resulting from decay.

sap'rol. A disinfectant mixture of cresols in mineral oil.

Saproleg'nia [G. *sapros*, rotten, + *legnon*, an edge.] A genus of fungi, one species of which, *S. ferax*, causes a destructive disease in salmon.

saproph'lious [G. *sapros*, rotten, + *philos*, fond.] Saprophytic.

saprophyte (sap'ro-fit) [G. *sapros*, decayed, + *phyton*, plant.] A plant which grows on decaying vegetable matter. A microorganism which grows normally on dead matter, as distinguished from a parasite.

saprophytic (sap-ro-fit'ik) [G. *sapros*, decayed, + *phytikos*, vegetable.] Relating to a saprophyte; obtaining nourishment from decaying vegetable matter.

sapropy'ra [G. *sapros*, rotten, + *pyr*, fire.] Typhus fever.

saprot'yphus. Typhus fever.

saprozo'ic [G. *sapros*, putrid, + *zōikos*, relating to animals.] Living in decaying organic matter noting especially certain protozoa.

Sarato'ga Springs, New York. Muriated-alkaline-calcic-chalybeate-lithic-carbonated waters. More than fifty springs. Used by drinking and bathing in chronic constipation, dyspepsia, anemia, neurasthenia, engorgement of the liver and portal system, the uric acid diathesis, and general debility. June 15 to September 15.

sar'cin. Hypoxanthin.

Sar'cina [L. *sarcina*, a pack, bundle.] A genus of non-flagellated organisms of the family *Coccaceæ*, in which division occurs in three planes, the newly formed cells remaining in position, thus forming cubes. *s. au'rea*, a species found in the exudate in certain cases of croupous pneumonia. *S. fusces'cens* [L. getting dark colored], a species occasionally found in the stomach contents. *S. no'bilis*, a form producing a reddish pigment, found once in a specimen of ascitic fluid. *S. ventric'uli*, a species found not infrequently in the stomach. *S. virchow'ii*, a species found in certain cases of chronic non tuberculous pulmonary disease, pseudomycosis sarcinica.

sar'cine. 1. Hypoxanthin. 2. A packet of cocci of the genus *Sarcina*.

sarcin'ic. Relating to the genus *Sarcina*.

sarcitis (sar-si'(se')tis) [G. *sarx*(*sark*-), flesh, + *-itis*.] Myositis.

sarco- [G. *sarx*(*sark*-), flesh.] A prefix denoting muscular substance or a resemblance to flesh.

sarcoadenoma. Adenosarcoma.

sar'coblást [G. *sarx*(*sark*-), flesh, + *blastos*, germ.] A bud from a germinating cell.

sarcocarcinoma. A mixed carcinoma and sarcoma or a transition form between the two.

sar'cocarp [G. *sarx*(*sark*-), flesh, + *karpós*, fruit.] Mesocarp.

sarcocele (sar'ko-sēl) [G. *sarx*(*sark*-), flesh, + *kēlē*,

hernia, tumor.] A fleshy tumor or sarcoma of the testicle.

Sarcocystis [G. *sarx* (sark-), flesh, + *kystis*, bladder.] A genus of protozoan parasites of the order *Sarcosporidia*; the initial stages are passed in muscular tissue. *S. muris*, a species parasitic in mice, causing the structures called Miescher's* tubes. *S. tenella*, a species in the sheep, producing cysts of large size in the muscles.

sarcode (sar'kôd) [G. *sarx* (sark-), flesh, + *eidos*, resemblance.] Animal, as distinguished from vegetable protoplasm.

Sarcodina [G. *sarx* (sark-), flesh, + *dinê*, a whirling.] A subphylum (or class) of *Protozoa*, with naked protoplasm and without permanent organs of locomotion or prehension, these functions being performed by temporary extrusions of protoplasm called pseudopodia.

sarcoenchondroma. Chondrosarcoma.

sarcoglia (sar-kog'li-ah). 1. The substance, assumed to be differentiated from neuroglia, at the junction of nerve and muscle fibers, or Doyen's hillocks. 2. Sarcoplasm.

sar'coid [G. *sarx* (sark-), flesh, + *eidos*, appearance.] 1. Resembling flesh. 2. A tumor resembling a sarcoma. **multiple benign' s.**, the occurrence of multiple nodules on the skin, resembling leucemia cutis, but due to a proliferation of connective-tissue cells surrounding the blood-vessels.

sarcolac'tate. A salt of sarcolactic acid, a paralactate.

sarcolac'tic acid. Paralactic acid, a dextrorotatory lactic acid.

sarcolem'ma [G. *sarx* (sark-), flesh, + *lemma*, husk.] The sheath enclosing a muscle-fiber.

sarcolemm'ic, **sarcolemm'ous**. Relating to the sarcolemma.

sarcology [G. *sarx* (sark-), flesh, + *-logia*.] 1. Myology. 2. The anatomy of the soft parts, as distinguished from osteology.

sarco'ma, pl. *sarco'mata*, *sarco'mas* [G. *sarx* (sark-), flesh, + *-ôma*.] A tumor, usually highly malignant, formed by proliferation of imperfectly differentiated cells of the vegetative or embryonic type; a malignant connective-tissue (parablastic) neoplasm. **alve'olar s.**, a tumor formed of a reticular stroma of connective tissue enclosing numerous round cells. **angiolith'ic s.**, psammoma. **decid'uocell'ular s.**, chorioma malignum. **enceph'aloid s.**, round-cell s. **fascic'ular s.**, spindle-cell s. **gi'ant-cell s.**, a giant-cell myeloma in which some of the spindle-cells have been replaced by smaller round cells; metastases are not infrequent. **infec'tive s.**, a growth occurring in the dog, apparently due to contagion; it is uncertain whether it is a true neoplasm or a granuloma. **leucocyt'ic s.**, leucemia. **med'ul-lary s.**, a soft very vascular malignant growth, fungus hæmatodes. **melanot'ic s.**, melanoma, a markedly pigmented s. **myelogen'ic s.**, one originating in the bone-marrow. **my'eloid s.**, a mixed s. containing both round and spindle cells. **oat-cell s.**, a malignant tumor composed of short, bluntly spindle-shaped cells with comparatively long oval nuclei. **os'teoid s.**, a s. containing bony tissue. **round-cell s.**, a malignant tumor composed chiefly of closely packed round cells; the cells are of two kinds, small and large, the former consisting chiefly of nucleus with very little cytoplasm, the latter having a larger cell-body and tending, through pressure, to become oval or polygonal in shape. **spin'dle-cell s.**, a malignant tumor composed of elongated, spindle-shaped cells; the cells are of two kinds, small and large.

sarco'matoid [G. *eidos*, resemblance.] Resembling a sarcoma.

sarcomato'sis. The occurrence of several sarcomatous growths on different parts of the body. **genera'lis**, mycosis fungoides.

sarco'matous [L. *sarcomatosum*.] Relating to or of the nature of sarcoma.

sarcomere (sar'ko-mêr) [G. *sarx* (sark-), flesh, + *meros*, part.] The section of muscle-fiber between two adjacent dark lines (Krause's membranes or Dobie's layers).

sarcomphalocèle (sar-kom'fal-o-sêl) [G. *sarx* (sark-), flesh, + *omphalos*, umbilicus, + *hêlê*, tumor.] A hard fleshy tumor at or near the umbilicus.

sarcomycetes (sar-ko-mi'sêz) [G. *sarx* (sark-), flesh, + *mykês*, fungus.] A fungous fleshy growth.

sarcoplasm [G. *sarx* (sark-), flesh, + *plasma*, a thing formed.] 1. The undifferentiated protoplasm of a muscle-cell, hyaloplasm. 2. The homogeneous semifluid interstitial substance surrounding the muscle-columns.

sarcoplas'mic. Relating to sarcoplasm.

sarcoplast [G. *sarx* (sark-), flesh, + *plasma*, form.] One of the rounded interfibrillary cells in a muscle-fiber.

sarcopoietic (sar'ko-poy-et'ik) [G. *sarx* (sark-), flesh, + *poiêô*, I make.] Forming muscle.

Sarcophylla pen'etrans [G. *sarx* (sark-), flesh, + *psylla*, a flea.] Jigger, chigoe, a minute dematiaceous insect, of which the impregnated female burrows into the skin or under the toe-nails, and then becomes distended with eggs to the size of a pea, causing abscesses and ulcers.

Sarcop'tes scabiei [G. *sarx*, flesh, + *hêpêlê*, I cut.] The itch-mite, formerly called *Acarus scabiei*.

sarco'sis [G. *sarx* (sark-), flesh.] 1. An abnormal increase of flesh. 2. A multiple growth of small tumors. 3. A diffuse sarcoma involving the whole of an organ.

Sarcosporid'ia [G. *sarx* (sark-), flesh, + *sporos*, seed.] An order of *Neosporidia*, in which the early stage is passed in the muscle-cells of vertebrates; the spore cases from Miescher's tubules.

sarcosporid'ium. One of the sarcosporidia.

sarcosporidio'sis. Infection of the voluntary muscles with sarcosporidia, causing Miescher tubes in the mouse and Rainey's corpuscles in the pig. The affection is rare in man.

sarcosto'sis [G. *sarx* (sark-), flesh, + *osteon*, bone.] Ossification of muscular tissue.

sarcostyle (sar'ko-stil) [G. *sarx* (sark-), flesh, + *stylos*, pillar.] One of the delicate fibrillar processes producing the longitudinal striation of a muscle-fiber; the spongoplasm of a muscle-cell.

sar'cother'apy [G. *sarx* (sark-), flesh, + *therapeia*, treatment.] Zomotherapy.

sarcot'ic. 1. Relating to sarcosis. 2. Causing an increase of flesh.

sar'cous [G. *sarx* (sark-), flesh.] Relating to muscular tissue; muscular, fleshy.

sardon'ic grin [G. *sardonikos*, Sardinian, seeing a plant supposed to cause death, the victim laughing at the while.] Risus sardonicus.

Sarotham'nus [G. *saron*, broom, + *thamnos*, shrub.] A genus of shrubs including the common broom *S. scoparius*.*

sarrace'nia. The American pitcher plant, *Sarracenia purpurea*, sometimes given in the treatment of atonic dyspepsia in doses of 10-30 (0.6-1.0) of a fluidextract of the root.

sar'sa. Sarsaparilla.

sarsaparil'ia [Sp. *sarsa*, a bramble.] (C 5) *Sarsaparilla* (Br.), the dried root of *Smilax* *officinalis*.

other species of *S.*, a thorny vine widely distributed throughout the tropical and semitropical world. It has been largely employed in gout, rheumatism, and syphilis, and popularly as a "blood purifier," in doses of gr. 15-30 (1.0-2.0) usually in some fluid preparation.

sar'sæ ra'dix (Br.). Sarsaparilla (U.S.), the dried root of *Smilax ornata* Jamaica sarsaparilla.

sarto'rius [*L. sartor*, a tailor, the muscle being used in crossing the legs in the tailor's position.] See under *musculus*.

sas'safras [*L. saxifraga*, stone-breaker, signifying its alleged property of dissolving vesical calculi.] The root-bark of *Sassafras variifolius*, a tree of the eastern United States; aromatic stimulant and astringent, employed as a flavoring addition to pharmaceutical preparations and as a diuretic and diaphoretic; dose, indefinite. **s. medul'la** (U.S.) sassafras pith, the dried pith of sassafras stems; it contains a gum extracted with water to make the official (U.S.P.) mucilago sassafras medullæ.

sas'sy bark. Erythrophileum.

sat. Abbreviation of saturated. **sat. sol.**, saturated solution.

satellite (sat'ê-lit) [*L. satelles*, guard.] A minor structure accompanying a more important or larger one, as a vein accompanying an artery, or a small or secondary skin lesion in the neighborhood of a larger one.

satellit'o'sis [*L. satelles* (satellit-), an attendant, + *G. -osis*.] A condition marked by an accumulation of free nuclei, probably neuroglia nuclei, around the neurons or ganglion cells of the cerebral cortex; it is present in general paresis and certain other affections.

Satt'ler's elas'tic lay'er. A thin layer of elastic connective-tissue fibers between the layer of large vessels and the choriocapillaris of the chorioid coat of the eye.

sat'urate [*L. saturare*, to fill.] 1. To impregnate to the greatest possible extent. 2. To neutralize, to satisfy all the chemical affinities of a substance **sat'urated color**, a simple color of the spectrum which cannot be further decomposed; the smaller the admixture of white light with the simple color, the greater the degree of saturation. **sat'urated solu'tion**, a liquid holding all of a salt or other substance which it is capable of dissolving.

saturation. 1. Impregnation of one substance by another to the greatest possible degree, as a liquid by a soluble salt or the atmosphere by vapor. 2. Neutralization, as of an acid by an alkali. 3. In optics, see *saturated color* under *saturate*.

sat'urnine [*L. saturninus*; *saturnus*, lead.] Relating to lead; due to or symptomatic of lead-poisoning.

sat'urnism [*L. saturnus*, the alchemical term for lead.] Lead-poisoning.

satyriasis (sat-i'ri-a-sis) [*G. satyros*, a satyr.] 1. Excessive venereal excitement in the male. 2. An obsolete term for elephantiasis or leprosy.

satyromania (sat'ir-o-ma'ni-ah) [*G. satyros*, satyr, + *mania*, frenzy.] Satyriasis.

sauerin (zow'er-in). Trade name of a German preparation, stated to be a pure active culture of the Bulgarian lactic acid (Massol's) bacillus.

Saundby's test (sawnd'be) [Robert Saundby, English physician, *1849.] For blood in the stools; on the addition of 30 drops of a 20 volume hydrogen peroxide solution to a mixture of 10 drops of a saturated benzidin solution and a small quantity of feces in a test-tube, a persistent dark blue color denotes the presence of blood.

saunders (sawn'derz). Sandalwood, *santalum*. ***Saunders' disease'** (sawn'dur) [Edward Watt Saunders, St. Louis physician, *1854.] Acute gastric disturbance in infants, due to an excess of carbohydrates in the diet.

sauriasis (saw-ri'a-sis) [*G. saura*, a lizard.] Ichthyosis sauroderma.

saurid'er'ma. Saurodermia.

saurio'sis. Saurodermia.

sau'roder'mia (saw-ro-dur'mf-ah) [*G. sauros*, lizard, + *derma*, skin.] Ichthyosis hystrix.

sau'sage-poi'soning. Botulism.

sau'sage-shaped roll. Iliac* roll.

Saussure's hygrom'eter (so-sûr) [Horace Bénédicte de Saussure, Swiss physicist, 1740-1779.] An instrument for estimating atmospheric humidity, based upon the elongation of a hair by moisture.

Sav'ill's disease' [Thomas Dixon Savill, London physician, 1856-1910.] Dermatitis epidemica.

sav'in. Sabina.

sav'onal. Trade name of a preparation containing soap, used as a base for ointments.

saw [*A.S. saga*.] An instrument having an edge of sharp tooth-like projections; employed in surgery for cutting bone. **Adams' s.**, **Gigli s.**, **Hey's s.**, see the proper names. **butcher's s.**, a saw with narrow blade set in a \square -shaped frame, used in amputations. **chain s.**, a saw made in short links, passed behind a bone and made to cut from below upward by pulling the two ends alternately. **crown s.**, a trephine. **subcuta'neous s.**, **Shrady's* saw**.

saw-palmett'o. Sabal.



SAYRE'S SUSPENSION APPARATUS for the application of a plaster jacket.

saxifrage (saks't-frāj) [*L. saxifraga*; *saxum*, stone, + *frangere*, to break.] A plant of the genus *Saxifraga*, several species of which formerly enjoyed reputé as solvents of urinary calculi.

saxifragant (saks-if'ra-gant) [*L. saxum* stone, + *frangere*, to break.] Lithotritic, possessing the power of dissolving or of crushing calculi.

sax'in. Trade name of a sweet substance, used like saccharin as a substitute for sugar.

sax'ol. Trade name of a preparation of liquid paraffine.

Sayre's jack'et [Lewis Albert Sayre, New York surgeon, 1820-1900.] A plaster-of-Paris jacket, applied while the patient is suspended by the head and axillæ; used in the treatment of Pott's disease and lateral curvature of the spine. *S.'s suspension apparatus*, a tripod derrick with rope and pulley attachment for suspending the patient during the application of a plaster-of-Paris jacket.

Sb. Chemical symbol of antimony (*stibium*).

SbCl₃. Antimony trichloride, butter of antimony

Sb₂O₃. Antimonic oxide.

Sb₂O₄. Antimonious oxide.

Sb₂S₃. Antimony trisulphide, black antimony.

Sc. Chemical symbol of scandium.

scab [A.S. *scab*.] 1. Eschar, a crust formed by the drying of the pus on the surface of an ulcer or excoriation. 2. A contagious mange-like disease of sheep. 3. To form a scab.

scabies (ska'bî-êz) [L. *scabere*, to scratch.] The itch, dermatitis, accompanied with intense itching, caused by the burrowing beneath the skin of the itch-mite, *Sarcoptes scabiei*. *s. crustacea*, Boeck's* itch.

scab'iphobia [L. *scabies* + G. *phobos*, fear.] A morbid dread of, or delusion of suffering from, the itch.

scab'ious. 1. Relating to or suffering from scabies. 2. Erigeron.

scabrities (ska-brish't-êz) [L. *scaber*, scurfy.] 1. Roughness and scurfiness of the skin. 2. A chronic inflammatory granulation of the conjunctiva of the eyelids. *s. ungulum*, a roughening and thickening of the nails.

scal'a [L. a stairway.] See the subtitles. *s. media*, middle scala or cochlear passage, ductus cochlearis [BNA]. *s. tym'pani*, tympanic canal, the division of the spiral canal of the cochlea lying below the lamina spiralis. *s. vestib'uli*, vestibular canal, the division of the spiral canal of the cochlea lying above the lamina spiralis.

scald (skawld) [L. *excaldare*; *ex*, from, + *calidus*, hot.] 1. To burn by contact with a hot liquid or steam. 2. The lesion resulting from such contact. 3. [see *scall*.] Any crusted or scurfy disease of the scalp, such as favus.

scald-head. Scald (3).

scalding (skawld'ing). A burning pain in urinating.

scale [A.S. *scale*.] 1. A thin plate of bone. 2. A small thin plate of horny epithelium, resembling a fish-scale, cast off from the skin. 3. To desquamate. 4. To remove tartar from the teeth.

scale [L. *scala*, stairway.] A strip of metal, glass, or other substance, marked off in lines, for measuring. *Fahrenheit s.*, centigrade *s.*, Réaumur *s.*, see the comparative thermometer scales in the Appendix.

scalene (ska-lên') [G. *skalēnos*, uneven.] 1. Having sides of unequal length, said of a triangle so formed. 2. One of several muscles, see *musculus scalenus*. *s. tubercle*, tuberculum scalenum, a prominence on the upper surface of the first rib about an inch from its anterior extremity, giving insertion to the scalenus anterior muscle.

scale'nus. See under *musculus*.

scal'ter. An instrument for removing tartar from the teeth.

scall [Ice. *skalli*, bald-head.] A pustular scaly eruption of the skin or scalp. *hon'eycomb s.*, an eruption of minute contiguous ulcers separated by raised edges; porrigio favosa. *milk s.*, crusta lactea.

scalp. The hairy skin covering the cranium.

scalpel' [L. *scalpellum*; dim. of *scalprum*, a trade.] A pointed knife with convex edge.

scal'prum [L. knife.] 1. A large strong scalpel. 2. A raspatory.

scaly. 1. Scurfy. 2. Squamous.

scamm'onin. A glucoside from scammony, purgative in doses of gr. 1-3 (0.06-0.2).

scamm'o'nium [G. *skammōnia*.] (U.S., Br.) Scammony, the resinous exudate of the root of *Convolvulus scammonium*, a morning-glory of the eastern Mediterranean regions; a hydragogue cathartic in doses of gr. 10-20 (0.6-1.3).


scamm'ony. Scammonium.

scan'dium. A rare metallic element, symbol Sc atomic weight 44.1, known only in its white oxide.

scann'ing speech. A form of speech in which the syllables or words are separated by distinct pauses.

scanso'rius [L. relating to climbing.] See under *musculus*.

Scanzoni's opera'tion (skahn-tso'ne) [Friedrich Wilhelm Scanzoni, German obstetrician, 1821-1881.] Bringing the occiput anterior by means of the forceps in order to expedite delivery. *S.'s manual os*, Bandl's* ring.



SCALPELS.

scap'ha [L. skiff.] Fossa of the helix, *scaphoid fossa*, the longitudinal furrow between the helix and the antihelix of the auricle.

scaph'oceph'al'ic [G. *skaphe*, boat, + *kephalē*, head.] Noting a long narrow skull with a more or less prominent ridge along the prematurely ossified sagittal suture.

scaphoceph'al'ism. The state of having a scaphocephalic skull.

scaphoceph'al'ous. Scaphocephalic.

scaphoceph'aly. Scaphocephalism.

scaph'ohydroceph'al'us, **scaph'ohydroceph'aly.** The occurrence of hydrocephalus in a scaphocephalic individual.

scaph'oid [G. *skaphe*, boat, + *oides*, resembling.] Boat-shaped, navicular; hollowed. *s. abdomen*, a condition in which the abdomen is concave. *s. bone*, os naviculare [BNA]. *s. scap'ula*, see *scapula*.

scapula, gen. and pl. *scap'ula* (skap'u-lah) [L.] The shoulder-blade; a large triangular flat bone lying over the ribs posteriorly on either side articulating by its outer angle with the clavicle and the humerus. *scaph'oid s.*, one in which the vertebral border below the level of the spine presents a more or less marked concavity in place of the normal convexity.

scapular'gia [G. *algos*, pain.] Scapulodynia.

scap'ular. Relating to the scapula.

scap'ulary. A form of brace or suspender for keeping a belt or body bandage in place; it is made of a broad roller bandage split half way, the undivided part being in front, the divided ends passing over the shoulders and down the back.

scapulec'tomy [L. *scapula* + G. *ektomē*, removal.] Removal of the scapula or a portion of it.

capuloclavicular. Noting the articulation between the scapula and clavicle; acromioclavicular.

capulodyn'ia [G. *odynē*, pain.] Rheumatism of the scapular muscles.

capulohumeral. Relating to both scapula and humerus.

capulopexy [*scapula* + G. *pēxis*, fixation.] Operative fixation of the scapula to the chest wall.

capus [L. shaft, stalk.] The shaft or stem of the hair. It consists of *cuticle*, a fine layer of overlapping scales; *cortex*, the body of the hair made up of closely packed elongated fusiform cells, resembling fibers, containing pigment and sometimes air spaces; *medulla*, present only in the coarser hairs, a core of polyhedral nucleated cells, containing pigment, air spaces, and fat granules.

car [G. *eschara*, scab.] Cicatrix.

car'skin [A.S. *scarfe*, fragment, scraping.] Epidermis.

scarification [L. *scarificare*, to scratch.] The act of scarifying, the condition of being scarified.

scarificator. An instrument for scarifying; it consists of a number of concealed cutting blades, set near together, which are projected at will by a spring.

scarify [L. *scarificare*, to scratch.] To make a number of superficial incisions in the skin.

scarlet'na [L. *scarlatina*, scarlet.] Scarlet fever, an acute exanthematous disease, marked by fever and other constitutional disturbances, and a generalized eruption of closely aggregated points or small macules of a bright red color, followed by desquamation in large scales, shreds, or sheets. The mucous membrane of the mouth and fauces is usually also involved. The incubation period varies from 5 to 12 days. *s. angino'sa*, scarlet fever with severe inflammation of the fauces. *s. hemorrhag'ica*, a form in which blood extravasates into the skin and mucous membranes, giving to the eruption a dusky hue; there is frequently also bleeding from the nose and into the intestine. *s. la'tens*, latent *s.*, a form in which the rash is absent, the action of the specific poison being manifested in acute nephritis. *s. maligna*, a severe scarlet fever in which the patient is early overcome with the intensity of the systemic intoxication. *s. rheumat'ica*, dengue. *s. simplex*, a mild form of the disease.

scarlatinal (skar-lā-te'nal). Relating to scarlatina.

scarlatin'iform [L. *scarlatina* + *forma*, form.] Resembling scarlatina, noting a rash.

scarlat'inoid [L. *scarlatina* + G. *eidos*, resemblance.] Scarlatiniform.

scarlet. Of a bright red color tending toward orange. *s. fever*, scarlatina. *s. rash*, (1) roseola; (2) scarlatina.

carpe's fas'cia [Antonio Scarpa, Italian anatomist, 1752-1832.] Thickening of the superficial fascia of the abdomen around the edge of the subcutaneous inguinal ring. *S.'s fluid*, endolymph. *S.'s foram'-ina*, two openings in the line of the intermaxillary suture transmitting, the anterior foramen the left nasopalatine nerve, the posterior the right. *S.'s gang'lion*, a gangliform swelling on the ramus vestibularis of the auditory nerve within the internal auditory meatus. *S.'s haben'ula*, Haller's* habenula. *S.'s hia tus*, the opening between the scala tympani and the scala vestibuli of the internal ear. *S.'s liquor*, endolymph. *S.'s membrane*, the membrane occluding the fenestra rotunda. *S.'s method*, cure of aneurysm by ligation of the artery at some distance above the sac. *S.'s nerve*, nervus naso-

palatinus. *S.'s sheath*, fascia cremasterica. *S.'s shoe*, a metal support preventing palmar extension of the foot beyond a right angle, used in the treatment of talipes equinus. *S.'s staphylo'ma*, posterior staphyloma. *S.'s tri'angle*, trigonum femorale.

scatocratia (skat-ā-kra'shyah) [G. *skōr*(*skat*-), excrement, + *akratia*, lack of control.] Incontinence of feces.

scate'mia, *scatē'mia* [G. *skōr*(*skat*-), excrement, + *haima*, blood.] Intestinal autointoxication.

scat'ol [G. *skōr*(*skat*-), excrement.] A crystalline substance of fecal odor, resulting from protein decomposition in the intestine; chemically it is beta-methyl indol, C₈H₇NO.

scatol'ogy [G. *skōr*(*skat*-), excrement, + *-logia*.] The scientific study and analysis of the feces, for physiological and diagnostic purposes.

scatoph'agy [G. *skōr*(*skat*-), excrement, + *phagō*, I eat.] Eating of excrement by the insane.

scatos'copy [G. *skōr*(*skat*-), excrement, + *skopeō*, I examine.] Examination of the feces for purposes of diagnosis.

scat'ula [L. a rectangular figure whose width is one-tenth of its length.] A square pill-box.

scav'enger-cell. A phagocyte engaged in the removal of broken-down tissues.

scelotyrbē (sel-o-tur'be) [G. *skelos*, leg, + *tyrbē*, disorder.] Spastic paralysis of the legs.

Schacher's gang'lion (shah'kher) [Polycarp Gottlieb Schacher, German physician, 1674-1737.] Lenticular or ophthalmic ganglion, ganglion* ciliare.

Schachowa's tube (shah'kho-vah) [Seraphina Schachowa, Russian histologist in Bern, 19th century.] Tubulus spiralis of the kidney.

Schä'fer's meth'od [Edward Albert Schäfer, British physiologist, *1850.] Method of resuscitation in cases of drowning or asphyxia; the patient is laid face downward and natural breathing is imitated by gentle intermittent pressure over the lower part of the thorax at the rate of about fifteen times a minute.

Schaefer's re'flex (sha'fer). In cases of organic nervous disease, the great toe is dorsiflexed when the skin over the tendo Achillis is pinched.

Scham'berg's dermati'tis [Jay Frank Schamberg, Philadelphia dermatologist, *1870.] An eruption of reddish dots, the size of a pin-head, at first isolated, but later forming irregular patches; the red dots finally fade leaving a reddish brown or brownish yellow pigmentation.

Schanz's syn'drome (shahnts) [Alfred Schanz, German physician, contemporary.] Spinal weakness, marked by early fatigue, pain on pressure over the spinous processes, pain produced by the prone position, and a tendency to curvatures of the spine.

Schapiro's sign (shah-pe'ro). No reduction of the pulse rate occurs when the patient lies down, in cases of weakness of the myocardium.

Schaudinnella henleæ (show-din-nel'ah hen'le-e) [After Fritz Richard Schaudinn, German protozoologist, the discoverer of the protozoan parasite of syphilis, 1871-1906.] A supposed gregarine parasite in the intestines of a worm *Henlea leptodera*.

Schede's meth'od (sha'deh) [Max Schede, German surgeon, 1844-1902.] Supplying the defect in bone, after removal of a sequestrum or scraping away carious material, by allowing the cavity to fill with blood which may become organized.

Scheele's acid (sha'leh, usually sheel) [Karl Willem Scheele, a Swedish chemist, 1742-1786.] A

solution of hydrocyanic acid of 4 per cent. strength. S.'s green, copper arsenite.

Scheiner's experiment (shi'ner) [Christoph Scheiner, German priest and physicist, 1575-1650.] Through two minute holes in a card, separated from each other by less than the diameter of the pupil, one looks at a pin; at a short distance from the eye the pin appears double; as it is moved from the eye a point is found where it appears single, and beyond which it remains single for the normal eye, but for the myopic eye it soon again becomes double.

schema (ske'mah) [G. *schēma*, outline, plan.] In homeopathy, the arrangement of the drug symptoms in anatomical order—head, nose, eyes, etc.

schematic (ske-mat'ik) [G. *schēma*, shape, figure.] Made after a definite type or formula; representing in general, but not with absolute exactness, noting an anatomical drawing or model.

Scherer's test (sha'rer) [Johann Joseph von Scherer, German physician and chemist, 1814-1869.] 1. If a trace of leucin is carefully moistened with nitric acid on a platinum plate, and a solution of caustic soda is added to the residue a yellow to brown color appears, and upon heating an oil-like drop is formed. 2. A quantitative test for albumin, the precipitate obtained by boiling with acetic acid being weighed.

schierlievo (skair-lya'vo) [Dalmatian.] An endemic disease, now recognized as tertiary syphilis, in Bosnia, Serbia, and neighboring countries.

Schick's sign [Schick, Viennese pediatrician, 19th century.] An expiratory stridor heard on auscultation of the chest in the case of an infant with tuberculosis of the bronchial glands. S.'s test, 1/2 of the dose of diphtheria toxin fatal to a guinea-pig is injected just beneath the skin of a child; the appearance of a red spot at the site of injection within 48 hours indicates susceptibility to diphtheria, a negative reaction indicates immunity.

Schiff's test [Hugo Schiff, German chemist in Florence, *1834.] 1. For sugar in the urine: a piece of filter-paper impregnated with xylydine and glacial acetic acid is exposed to the vapor of urine heated with sulphuric acid; if sugar is present the paper is reddened. 2. For urea: when furfural and hydrochloric acid are added to a liquid containing urea a purple color is produced. 3. For uric acid: filter-paper impregnated with silver nitrate and dipped in an alkaline liquid containing uric acid turns brown.

Schimmelbusch's disease (shim'el-boosh) [Curt Schimmelbusch, German surgeon, *1860.] A degenerative cystic change in the breast, associated with adhesion of the tube or ovary to the cecum which is inflamed and distended with feces.

schinus (ski'nus) [G. *schisz*, I split.] Pepper-tree, Peruvian mastic the seed of *Schinus molle*; employed, like cubeb, in catarrhs and gonorrhea.

schindylasis (skin-di-le'sis) [G. *schindylasis*, splintering.] A form of synarthrosis (suture) in which the sharp edge of one bone is received in a cleft in the edge of the other, as in the articulation of the vomer with the rostrum of the sphenoid.

Schinznach, Switzerland (shints'nahkh). Saline-sulphurous-carbonated waters, 82.4° F. to 95° F. Used by drinking and bathing in gout, rheumatism, asthma, emphysema, bronchitis, rickets, caries, and diseases of women. May to October.

Schiötz's tonometer (she-öts') [Hjalmar Schiötz, Norwegian physician, *1850.] An instrument for determining intraocular pressure by means of small weights supported by the resistance of the eyeball.

schistocephalus (skis-to-sef'al-us) [G. *schistos*, cloven, + *kephalē*, head.] A monster with a cloven head.

schistocella (skis-to-sef'ah) [G. *schistos*, cloven, + *koilia*, a hollow.] A congenital fissure in the abdominal wall.

schistocormus (skis-to-kor'mus) [G. *schistos*, cloven, + *kormos*, trunk of a tree.] A monster with a cleft of all or a part of the trunk, the lower extremities being usually imperfectly developed; or absent; schistosomus.

schistocyte (skis'to-sit) [G. *schistos*, cloven, + *kytos*, cell.] 1. Microcyte; it was so called by Ehrlich because it has the appearance of having been produced by budding from an ordinary red blood-cell. 2. A dividing or fragmenting red blood-cell.

schistocytosis (skis-to-si-to'sis). The occurrence of many schistocytes in the blood.

schistoglossia (skis-to-glos't-ah) [G. *schistos*, cloven, + *glōssa*, tongue.] A congenital fissure at the base of the tongue.

schistomelus (skis-tom'e-lus) [G. *schistos*, cloven, + *melos*, member.] A monster with one or more cleft limbs.

schistometer (skis-tom'e-ter) [G. *schistos*, cleft, + *metron*, measure.] A device for measuring the opening of the glottis.

schistoprosopus (skis-to-pros-o'pus) [G. *schistos*, cloven, + *prosōpon*, face.] A monster with more or less extensive cleft of the face.

schistorrhachis (skis-tor'ā-kis) [G. *schistos*, cloven, + *rhachis*, spine.] Spina bifida.

Schistosoma (skis-to-so'mah). **Schistosomum** (skis-to-so'mum) [G. *schistos*, cloven, + *sōma*, body.] A genus of *Trématodes*, containing the blood-flukes, in which the sexes are distinct. S. cat'toi, S. japonicum. S. haematobium, *Distoma haematobium*, occurs as a parasite in the portal system and the veins of the bladder and rectum; it is common in Egypt. S. japonicum, S. cat'toi, a blood-fluke supposed to be the cause of a disease characterized by enlargement of the liver and spleen with ascites and cachexia.

schistosomus (skis-to-so'mus) [G. *schistos*, cloven, + *sōma*, body.] A monster with schistocelia, cleft body, schistocormus.

schistosternia (skis-to-ster'ni-ah) [G. *schistos*, cloven, + L. *sternum*.] A congenital cleft in the sternum, schistothorax.

schistothorax (skis-to-tho'raks) [G. *schistos*, cloven, + *thorax*.] Congenital cleft of the chest wall.

schistotrachelus (skis-to-trā-ke'lus) [G. *schistos*, cloven, + *trachēlos*, neck.] A monster with a cleft of the neck.

schizaxon (skiz-aks'on) [G. *schizō*, I cleave.] A neuron divided into two branches.

schizocyte (skiz'o-sit) [G. *schizō*, I split, + *kytos*, hollow (a cell).] Schistocyte.

schizocytosis (skiz-o-si-to'sis). Schistocytosis.

schizogoneia (skiz-o-jen'e-sis) [schizō, I split, + *genesis*.] Multiplication of cells by fission or scissiparity, fissiparity.

schizogony (skiz-og'o-ne) [G. *schizō*, I split, + *gōnē*, generation.] Multiple fission in which the nucleus first divides into several and then the cell divides into as many parts as there are nuclei; the non-sexual multiplication of hemoprotozoa in the blood of vertebrates is in this way.

Schizogregarina (skiz-o-greg-ar'i-nah) [G. *schizō*, I split.] A suborder of *Gregarina* reproducing by fission or budding in addition to sexual reproduction.

schizomycete (skiz'o-mi-sét). One of the *Schizomycetes* or fission-fungi.

Schizomycetes (skiz-o-mi-se'téz) [G. *schizō*, I split, + *mykēs*, fungus.] A class of vegetable micro-organisms which reproduce by fission, fission-fungi; the bacteria belong to this class.

schizomycetic (skiz-o-mi-se'tik). Relating to or caused by fission-fungi or bacteria.

schizomycosis (skiz-o-mi-ko'sis). Any schizomycetic or bacterial disease.

schizont (skiz'ont) [G. *schizō*, I split, + *ōn(ont-)*, a being.] An adult protozoan of the asexual cycle which produces only isospores developing into adult forms without conjugation.

schizophrenia (skiz-o-fre'ne-ah) [G. *schizō*, I cause to curdle, + *phrēn*, mind.] Dementia præcox.

schizotrichia (skiz-o-trik'ī-ah) [G. *schizō*, I split, + *trich(trib-)*, hair.] A splitting of the hairs at their ends, scissura pilorum.

Schlangebad, Germany (shlahng'en-baht). Indifferent earthy waters rich in oxygen and nitrogen, 81° F. to 89° F. Nine springs. Used by drinking and bathing in diseases of women, gout, neurasthenia, nervous exhaustion, spinal disease, certain types of paralysis, convalescence, dyspepsia, skin diseases, and general debility. May 1 to October 1.

Schlatter's disease [K. Schlatter, Zurich surgeon, *1864.] A painful condition of the tuberosity of the tibia at the point of insertion of the ligamentum patellæ, occurring in young athletes; the pain is excited or increased by pressure and by movements of extension of the knee; a separation of the tubercle of the tibia is believed to be the condition present.

Schleich's anæsthesia (shlīkh) [Karl Ludwig Schleich, German surgeon, *1859.] 1. Local anesthesia produced by distending the subcutaneous tissues with a very weak cocaine solution introduced at successive points by means of a hypodermic syringe; called also infiltration anesthesia. 2. General anesthesia induced by inhalation of a mixture of chloroform, sulphuric ether, and petroleum ether. **S.'s marble soap**, lysol 12 fluidounces, distilled water 10 fluidounces, soft soap 7 pounds, ground white marble 11 pounds; used for cleansing the hands before a surgical operation and for scrubbing the field of operation. **S.'s solution**, one of three solutions used for infiltration anesthesia; the strongest contains sodium chloride gr. 3 (o. 2), cocaine hydrochloride gr. 3 (o. 2), morphine hydrochloride gr. 4 (o. 25), in water 100; in the two weaker solutions the amounts of cocaine and of morphine are gr. 1½ (o. 1) and gr. ½ (o. 01) of cocaine and gr. ½ (o. 025) and ⅓ (o. 005) of morphine.

Schlemm's canal [Friedrich Schlemm, German anatomist, 1795-1858.] Fontana's or Lauth's canal, sinus* venosus scleræ. **S.'s ligament**, a band reinforcing the capsular ligament of the shoulder, passing from the under edge of the glenoid cavity to the lower part of the neck of the humerus.

Schlesinger's sign (shla'zing-er). In tetany, if the lower limb, kept extended at the knee, is strongly flexed at the hip a spasm quickly occurs in the extensors of the knee.

Schlosser's meth'od (shlēs'er). Injection of alcohol into the foramina of exit of the branches of the fifth nerve, for the relief of tic douloureux.

Schmidel's anastomoses (shme'del) [Casimir Christoph Schmidel, German anatomist, 1718-1792.] Abnormal channels of communication between the vena cava and portal system, as for example,

a communication between the coronary veins of the stomach and the azygos vein.

Schmidt's fibrinoplastic [Eduard Oskar Schmidt, German anatomist, 1823-1886.] Serum-globulin which, according to Schmidt, unites, under the influence of the fibrin ferment, with fibrinogen to produce fibrin.

Schmidt's syndrome [Johann Friedrich Moritz Schmidt, German laryngologist, *1838.] Unilateral paralysis of a vocal cord, the velum palati, trapezius, and sternocleidomastoid.

Schmidt's test [Adolf Schmidt, German physician, contemporary.] A fermentation test of intestinal digestion; the subject lives on a prescribed diet for a few days, and then a sample of feces is tested for fermentation; if this occurs within 48 hours it indicates that the digestion of starch in the intestine is defective; fermentation occurring at the end of about 4 days denotes the presence of albuminous matters.

Schmidt-Lantermann incisions [Eduard Oskar Schmidt.] Irregular breaks in the medullary substance of a nerve-fiber.

Schneider's carmine (shni'der) [Franz Coelestin Schneider, German chemist, 1813-1897.] A stain consisting of a saturated solution of carmine in concentrated acetic acid.

Schneiderian membrane [Conrad Victor Schneider, German anatomist, 1610-1680.] Pituitary membrane, mucous membrane of the nasal fossæ.

Schoeler's meth'od (shē'ler) [Heinrich Leopold Schoeler, German ophthalmologist, *1844.] Treatment of detachment of the retina by injection of tincture of iodine into the vitreous body.

Schoenbein reaction (shēn'bīn) [Christian Friedrich Schoenbein, German chemist, 1799-1868.] If potassium iodide and sulphate of iron are added to a solution of hydrogen peroxide, iodine is set free. **S.'s test**, Almén's* blood test.

Schoenlein's disease (shēn'līn) [Johann Lucas Schoenlein, Berlin physician, 1793-1864.] Purpura rheumatica.

Schooley's Mountain Springs, New Jersey. Chalybeate waters. Used by drinking in sluggishness of the liver, disorders of the kidneys and bladder, and general debility.

Schott meth'od [August Schott, †1886; Theodor Schott, *1852, German physicians in Bad Nauheim.] Nauheim method; a method of treatment of cardiac and vascular diseases by baths in carbonic-acid water followed by graduated resisting movements.

Schreger's lines (shra'ger) [Christian Heinrich Theodor Schreger, Danish anatomist, 1768-1833.] Concentric lines caused by a bending of the dentinal tubules near the surface of the dentine.

Schreiber's maneuver [Julius Schreiber, German physician, *1848.] Rubbing the inner side of the thigh in order to prevent voluntary muscular tension in testing the patellar reflex.

Schreiner's base. Spermin.

Schridde gran'ules (shrid'eh) [H. Schridde, German physician, contemporary.] Chondroconia.

Schroeder's contraction ring (shre'der) [Karl Schroeder, German gynecologist, 1838-1887.] Bandl's* contraction ring. **S.'s operation**, excision of the diseased mucous membrane in obstinate catarrh of the cervix uteri.

Schroeder's portion of urea (shre'der) [Woldemar von Schroeder, German physician, 1850-1898.] The amount of urea formed in the liver in twenty-four hours. **S.'s test for urea**, when added to chloroform containing bromine, urea is decomposed, liberating oxygen.

Schroen's bacill'us [Otto von *Schroen*, German pathologist in Naples, *1837.] An acid-fast bacillus, not identical with Koch's, asserted to be pathogenic of tuberculosis. S.'s gran'ule, a minute refractive body in the germinal spot.

Schroetter's chore'a (shré'ter) [Leopold von *Schroetter*, Viennese laryngologist, 1837-1908.] Chorea* of the larynx.

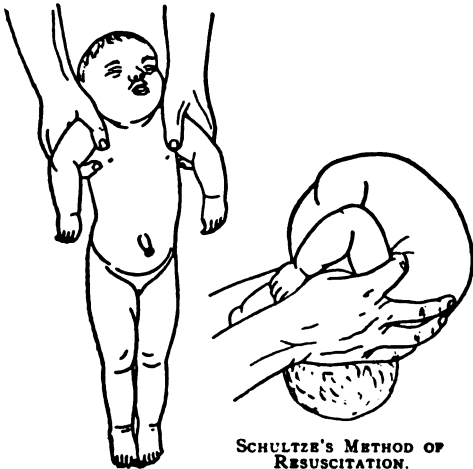
Schroth's meth'od (shröt) [Johann *Schroth*, German physician, 1800-1856.] Dipsotherapy.

Schueffner's gran'ules (shüf'ner) [Wilhelm *Schueffner*, German pathologist, contemporary.] Glistering granules, which take a deep red color with Romanovsky's stain, sometimes seen in the decolorized red blood corpuscles invaded by the parasite of tertian malaria.

Schuegner's gran'ules (shüg'ner). Plehn's* granules.

Schuele's sign (shü'leh) [Heinrich *Schuele*, German psychiatrist, contemporary.] Omega melancholicum.

Schueller's meth'od (shü'ler) [Karl Heinrich Anton Ludwig Max *Schueller*, Berlin surgeon, *1843.] Artificial respiration effected by hooking the fingers under the lower ribs and raising the thorax rhythmically.



SCHULTZE'S METHOD OF RESUSCITATION.

Schueller's phenom'enon (shül'er) [Arthur *Schueller*, Austrian neurologist, contemporary.] In cases of functional hemiplegia the patient usually turns to the sound side in walking, but to the affected side in case of an organic lesion.

Schuetz's micrococ'cus (schüts) [Johann Wilhelm *Schuetz*, German veterinarian, *1839.] The pathogenic agent of strangles in the horse.

Schultze's bun'dle [Max Johann Sigismund *Schultze*, German anatomist, 1825-1874.] Comma tract, a longitudinal bundle of descending fibers in the inner portion of the fasciculus cuneatus, or Burdach's column, of the spinal cord. S.'s cells, olfactory cells. S.'s tract, S.'s bundle.

Schultze's fold [Bernhard Sigismund *Schultze*, German obstetrician, *1827.] A crescentic amniotic fold between the remains of the umbilical vesicle and the placenta at the point of insertion of the cord. S.'s meth'od, resuscitation of the apparently stillborn child: one holds the child between his separated legs facing in the same direction as himself, with the forefingers in the axilla, the thumbs on the chest anteri-

orly, and the other fingers on the back. Then the child is raised, with head down, so that the legs fall over in the direction of the operator; after a few seconds it is returned to the first position and the maneuver is then repeated, the whole being done rhythmically in the time required for ordinary respiration. S.'s phantom, a model of a female pelvis used in demonstrating the mechanism of childbirth and the application of forceps. S.'s placen'ta, a placenta expelled from the central portion in advance of the periphery. **Schultze's test** [Ernst *Schultze*, German-Swiss physiological chemist, 1860-1912.] For protein a bluish red color is produced by adding a weak solution of cane-sugar and then concentrated sulphuric acid to a liquid containing any protein. **Schultze-Chvostek sign** (Bernhard Sigismund *Schultze*; Franz *Chvostek*) Chvostek's* symptom.

Schwabach test (shvah'bakh) [Dagobert *Schwabach*, Berlin aurist, *1846.] A series of tuning-forks of different tones is used and the number of seconds is noted in which the patient can hear each by air-conduction and bone-conduction.

Schwalbach, Germany (shvah'l'bakh). Chalybeate carbonated waters. Cold. Several springs. Used by drinking and bathing in diseases of women, anemia, chlorosis, nervous disorders, retarded convalescence, digestive disorders and general debility. There are peat baths. May: to October 15.

Schwalbe's foramen (shvah'l'beh) [Gustav *Schwalbe*, German anatomist, *1844? Vis. d'Azyr's foramen, foramen* cæcum (1). S's space, (1) Tenon's space, spatium* intertarsal (2) the suprachoroid space, the sum-total of lymph spaces in the lamina fusca.

Schwann's sheath [Theodor *Schwann*, German anatomist, 1810-1882.] Neurilemma. S.'s white substance, medullary* substance.

Schwartz's meth'od (shvarts) [Charles *Edouard Schwartz*, French surgeon, *1852.] Treatment of varicose veins by multiple ligatures and sometimes excision of large varices.

Schwartz's operation (shvart'seh) [Hermann *Schwartz*, German otologist, 1837-1910.] An incision is made from the temporal line to the apex of the mastoid process, parallel to and 1 inch behind the attachment of the pinna; then the mastoid antrum is cautiously opened and free drainage is established for the escape of pus in an operation for mastoiditis.

Schwartz-Stacke operation [Hermann *Schwartz* and Ludwig *Stacke*.] A mastoid operation combining the main features of the Schwartz and the Stacke operations.

Schwartz's test [Karl Leonhard Heinrich *Schwartz*, German chemist, 1824-1890.] For sulphur, heating of which with charcoal gives rise to the odor of mercaptan.

Schwdiauer's disease' (shva'de-ow-er) [Friedrich Xavier *Schwdiauer*, Austrian physician, 1748-1824.] Albert's* disease.

Schweitzer's reagent (shvi'tser) [Matthias *Edouard Schweitzer*, German chemist, 1818-1860.] An ammoniacal solution of copper oxide with caustic potassa, which dissolves cellulose (cotton, etc.); a test for linen cloth; any admixture of cotton is dissolved out in half an hour, silk in 24 hours, while linen is unaffected.

schwelle (shvel'eh) [G.] Threshold. **sclage** (se-azh') [Fr. scie, saw.] A to-and-fro saw-like movement of the hand in massage.

sci'agram, scia'graphy, etc. Skiagram, skiagraphy, etc.

sciat'ic (si-at'ik) [G. *ischidiokos*.] Relating to or situated in the neighborhood of the ischium or hip, ischiatic; relating to sciatica. **s. fora'men**, either s. notch converted into a foramen by the sacroscopic ligaments. **s. nerve**, nervus ischiadicus. **s. notch**, incisura ischiadica, one of two curved notches on the posterior border of the ischium, converted into foramina by the sacroscopic ligaments.

sciat'ica (si-at'ikah). Sciatic neuritis, neuralgia of the sciatic nerve, felt at the back of the thigh and sometimes running down the calf of the leg.

scilla (sil'ah) [G. *skilla*.] (U S., Br.) Squill, squills, the bulb of *Urginea maritima*, sea-onion, a bulbous plant of the eastern Mediterranean shores; stimulant, expectorant, and diuretic, employed in bronchitis and cardiac dropsy, in doses of gr. 1-5 (0.06-0.3), usually in combination with digitalis.

scillan (sil'ah-in). A glucoside from scilla or squill; diuretic in doses of gr. $\frac{1}{10}$ - $\frac{1}{8}$ (0.006-0.007).

scillin (sil'in). A yellow crystalline glucoside from squill; probably inert.

scillipic'rin [L. *scilla*, squill, + G. *pikros*, bitter.] A bitter yellowish red glucoside from squill, diuretic in doses of gr. $\frac{1}{4}$ -1 (0.02-0.06) hypodermically.

scillitin (sil'tin). A brownish amorphous glucoside from squill, diuretic in doses of gr. $\frac{1}{10}$ - $\frac{1}{8}$ (0.003-0.015).

scillitor'in. A brown amorphous glucoside from squill, diuretic in doses of gr. $\frac{1}{10}$ - $\frac{1}{8}$ (0.001-0.002).

Scindap'sus. A genus of East Indian climbing plants, some of which have anthelmintic properties. The fruit of *S. officinalis* is diaphoretic.

scintillascope (sin-til'ah-sköp) [L. *scintilla*, spark, + G. *σκοπέω*, I observe.] Spinthariscopes.

scintillation (sin-til-a'shun) [L. *scintilla*, a spark.] A flashing or sparkling; a subjective sensation as of sparks or flashes of light.

scirrhecanthis (skir(sir)-en-kan'this) [G. *skirrhos*, a hard tumor, + *en*, in, + *kanthos*, canthus.] An indurated tumor of the lacrymal gland.

scirrhoblepharoncus (skir'(sir)'o-blef-ar-on'kus) [G. *skirrhos*, hard, + *blepharon*, eyelid, + *onkos*, tumor.] A scirrhous cancer of the eyelid.

scirrhoid (skir'(sir)'oyd) [G. *skirrhos*, a hard tumor, + *eidos*, resemblance.] Resembling a scirrhous tumor.

scirrhoma (skir(sir)-ro'mah) [G. *skirrhos*, hard, + *-oma*.] Scirrhus.

scirrhophthalmia (skir(sir)-of-thal'mi-ah) [G. *skirrhos*, hard, + *ophthalmos*, eye.] A scirrhous tumor of the eye.

scirrhosarca (skir(sir)-o-sar'kah) [G. *skirrhos*, hard, + *sarx*(sark-), flesh.] Sclerema neonatorum.

scirrhosity (skir(sir)-os'i-ti). A scirrhous state or hardness of a tumor.

scirrhous (skir'(sir)'us). Hard, relating to a scirrhous.

scirrhus (skir'(sir)'us) [G. *skirrhos*, a hardened tumor.] Scirrhous carcinoma, fibrous cancer, a cancer in which induration has occurred through overgrowth of fibrous connective tissue in the stroma, the opposite of medullary cancer.

scission (sish'un) [L. *scissio*; *scindere*, to cleave.] Fission.

scissiparity (sis-i-par'ti-ti) [L. *scissio*, cleavage, + *parere*, to bring forth.] Schizogenesis, fissiparity, reproduction by fission.

scissor-leg (siz'ur-leg). X-leg, a crossing of the legs due to adduction at both hips.

scissors (siz'urs) [L. *scissus*; *scindere*, to cut.] An instrument with two blades moving on a pivot, cutting against each other.

scissura (si-su'-rah) [L. *scissus*; *scindere*, to cut.] 1. A cleft or fissure. 2. A splitting. **s. pilo'rum**, schizotrichia, a splitting of the ends of the hairs.

scissure (sish'ür). Scissura.

Sclavo's serum (sklah'vo) [*Sclavo*, Sienna bacteriologist, contemporary.] An antianthrax serum obtained from the blood of the immunized ass.

sclera (skle'rah) [G. *sklēros*, hard.] [BNA] Sclerotic, sclerotic coat, white of the eye, a fibrous membrane forming the outer envelope of the eye, except for its anterior sixth which is occupied by the cornea.

scleradenitis (sklēr-ad-en-i'(e')tis) [G. *sklēros*, hard, + *adēn*, gland, + *-itis*.] Inflammatory induration of a gland.

scler'al. Relating to the sclera.

scleratitis (sklēr-ā-ti'(te')tis). Scleritis.

sclerectasia (sklēr-ek-ta'zi-ah) [*sclera* + G. *ektasis*, an extension.] A protrusion or bulging of the sclera.

sclerectoiridectomy (sklēr-ek'-to-ir-i-dek'to-mi). A combined sclerectomy and iridectomy employed in glaucoma to form a filtering cicatrix.

sclerectomy [G. *ektomē*, excision.] 1. Excision of a portion of the sclera. 2. Removal of the fibrous adhesions formed in chronic otitis media.

sclerema [G. *sklēros*, hard.] Scleroderma, scleroderma, dermatosclerosis, chorionitis, hidebound disease, skinbound disease; a hardening of the skin, occurring in patches or generalized. **s. adulto'rum**, diffuse symmetrical scleroderma. **s. neonato'rum**, an affection of the skin, usually fatal, occurring in premature infants; it consists in a progressive hardening of the skin, involving the entire body with the possible exception of the chest and abdomen; scirrhosarca.

sclerenceph'alia, sclerenceph'aly [G. *sklēros*, hard, + *enkephalos*, brain.] Sclerosis and shrinkage of the brain substance.

sclerenchyma (sklēr-en'ki-mah) [G. *sklēros*, hard, + *enchyma*, infusion.] The woody fibrous substance in plants, such as forms the outer envelope of a nut.

sclererythrin (sklēr-er'ti-thrin). A red amorphous powder obtained from ergot; physiologically inert.

scler'asis. 1. Sclerema adultorum, diffuse symmetrical scleroderma.* 2. Sclerosis.

scleriritomy (sklēr-i-rit'o-mi) [*sclera* + *iris* + G. *tomē*, incision.] The operation of incising the iris and the sclera.

scleritis (skle-ri'(re')tis). Inflammation of the sclera.

scleroblastema (skle-ro-blas-te'mah) [G. *sklēros*, hard, + *blastēma*, sprout.] The embryonic tissue entering into the formation of the bones.

scleroblastic (skle-ro-blas-tem'ik). Relating to or derived from the scleroblastema.

sclerocat'aract [G. *sklēros*, hard.] A hard cataract.

sclerochorioiditis (skle-ro-ko-re-oy-di'(de')tis). Inflammation of the sclerotic and chorioid coats of the eye. **s. poste'rior**, posterior staphyloma, myopic chorioiditis.

scleroconjunc'tival. Relating to the sclera and the conjunctiva.

sclerocor'nea. The cornea and sclera regarded as forming together one of the coats of the eye.

sclerodactyl'ia [G. *sklēros*, hard, + *daktylos*, finger.] Scleroderma affecting any of the digits of the hands or feet.

scleroderma, sclerodermia (skle-ro-dur'mah, skle-

ro-dur'mi-ah) [G. *sklēros*, hard, + *derma*, skin.] A hardening and thickening of the skin, with loss of elasticity; sclerema. **circumscribed s.**, morphea. **diffuse symmetrical s.**, sclerema adultorum, scleriosis, an induration of the skin with stiffening and rigidity, or an edematous infiltration followed by atrophy and rigidity, occurring over large and usually symmetrical areas. **s. neonatorum**, sclerema neonatorum.

sclerodermatitis (skle'ro-dur-ma-ti'(te')tis) [G. *sklēros*, hard, + *dermat-*, skin, + *-itis*.] Inflammatory induration of the skin.

sclerodermatitis (skle'ro-dur-mi'(me')tis). Sclerodermatitis.

sclerogenous (skle-roj'en-us) [G. *sklēros*, hard, + *gennaō*, I produce.] Producing hard or sclerotic tissue; causing sclerosis.

scleroid [G. *sklēros*, hard, + *eidos*, resemblance.] Of hard texture, sclerous.

scleroiditis (skle-ro-i-ri'(re')tis). Inflammation of both sclera and iris.

sclerokeratitis (skle-ro-ker-ā-ti'(te')tis) [G. *sklēros*, hard, + *keras*, horn.] Inflammatory cellular infiltration of the sclera and cornea.

sclerokeratoiritis (skle-ro-ker-ā-to-i-ri'(re')tis). Inflammation of sclera, cornea, and iris.

scleroma [G. *sklēros*, hard, + *-oma*.] A circumscribed indurated area of granulation tissue in the skin or mucous membrane. **respiratory s.**, rhinoscleroma.

sclerome'ninx [G. *sklēros*, hard, + *mēninx*, membrane.] Dura mater, pachymeninx.

scleromere (skle'ro-mēr) [G. *sklēros*, hard, + *meros*, part.] Any metamer of the skeleton, such as a vertebral segment.

sclerometer [G. *sklēros*, hard, + *metron*, measure.] An instrument for determining the density or hardness of any substance.

scleromucin. A substance obtained from ergot, said to be similar to or identical with sclerotic acid.

scleronychia (skle-ro-nik'i-ah) [G. *sklēros*, hard, + *onyx*(*onych-*), nail.] Induration and thickening of the nails.

scleronyxis [*sclera* + G. *nyxis*, a pricking.] Puncture of the sclera; specifically operative puncture with a view to couching or needling the lens in cataract.

sclero-ophoritis (skle-ro-o-ō-for-i'(e')tis). Sclero-ophoritis.

sclero-oothecitis (skle-ro-o-ō-the-si'(se')tis) [G. *sklēros*, hard, + *oōthēkē*, ovary, + *-itis*.] Inflammatory induration of the ovary.

sclerophthalmia [G. *sklēros*, hard, + *ophthalmos*, eye.] A congenital condition in which the opacity of the sclera has advanced over the edge of the cornea so that only a small central area of the latter remains transparent; it may be unilateral, one-half of the cornea being normal.

scleroprotein (skle-ro-pro'te-in) [G. *sklēros*, hard.] Albuminoid; one of a group of nitrogenous bodies, resembling proteins yet differing from them in solubility and in not being utilizable in nutrition, present in the connective and skeletal tissues of the body; gelatin, keratin, and elastin are scleroproteins.

sclero'sal. Sclerous.

sclerosarcoma [G. *sklēros*, hard, + *sarx*(*sark-*), flesh, + *-ōma*.] A fleshy tumor of the gums, a form of epulis.

sclerose (skle-rō'z). To harden, to undergo sclerosis.

sclerosis (skle-ro'sis) [G. *sklēros*, hardness.] Induration or hardening of chronic inflammatory origin; especially induration of nervous and other

structures by a hyperplasia of the interstitial fibrous connective tissue. **amyotrophic lateral s.**, a form of progressive muscular atrophy with increased reflexes and spastic irritability of the muscles. **arterial s.**, arteriosclerosis. **arteriocapillary s.**, arteriosclerosis, especially of the finer vessels. **bone s.**, eburnation. **combined s.**, a form of sclerosis of the spinal cord involving both posterior and lateral columns. **disseminated s.**, multiple s. **focal s.**, multiple s. **in'sular s.**, multiple s. **lateral spinal s.**, spastic spinal paralysis. **lobar s.**, s. of the brain involving the greater part or all of a lobe. **multiple s.**, the occurrence of patches of sclerosis in the brain and spinal cord, causing more or less paralysis, tremor, nystagmus, disturbances of speech, and apoplecticform attacks, the various symptoms depending upon the seat of the lesions; it occurs chiefly in early adult life. **posterior s.**, tabes dorsalis. **posterior spinal s.**, tabes dorsalis. **s. ventriculi**, sclerotic gastritis. **unilocal s.**, a growth of fibrous tissue between and isolating the individual cells of a part. **vascular s.**, arteriosclerosis.

scleroskel'eton. Parts formed by ossification of fibrous structures, such as fascia, ligaments, tendons; the sesamoid bones are parts of the scleroskeleton.

sclerostenosis [G. *sklēros*, hard, + *stenosis*, narrowing.] Induration and contraction of the tissues. **s. cutanea**, sclerema.

Sclerostoma [G. *sklēros*, hard, + *stoma*, mouth.] A genus of nematode worms, mostly parasitic. **S. duodenale**, *Ankylostoma duodenale*. **S. eyngamus**, *Syngamus tracheale*.

sclerotrithrix [G. *sklēros*, hard, + *trithrix*, hair.] Induration and brittleness of the hair.

sclerotic. 1. Relating to sclerosis. 2. The sclera of the eye. 3. Relating to ergot. **s. acid**, sclerotic acid, an amorphous brown powder obtained from ergot; hemostatic and oxytocic in dose of gr. 1 (0.06). **s. coat**, sclerotic sclera.*

sclerotic'a [NL. *scleroticus*, hard, sc. *lunata*, crescent.] Sclera [BNA].

scleroticec'tomy [*sclerotica* + G. *ektomē*, excision] Sclerectomy (1).

scleroticochoroiditis (skle-rot'i-ko-ko-ri-oy-di' ā-tis). Inflammation of the sclerotic and choroid coats of the eye.

scleroticonyxis. Scleronyxis.

sclerot'icopunc'ture. Scleronyxis.

scleroticot'omy. Sclerotomy.

sclerotitis (skle-ro-ti'(te')tis). 1. Scleritis. 2. Ophthalmia.

sclerotium (skle-ro'shyum) [G. *sklēros*, hardness.] A hard compact substance formed of mycelia and reserved food material, representing the resting stage of certain fungi; that of *Claviceps purpurea* is the ergot of rye.

scler'otome [*sclera* + G. *tomos*, cutting] A knife used in sclerotomy.

sclerot'omy [*sclera* + G. *tomē*, incision] An incision through the sclerotic coat of the eye. **anterior s. incision** into the anterior chamber of the eye. **posterior s.**, incision through the sclera into the vitreous humor.

sclerotrichia (skle-ro-trik'i-ah) [G. *sklēros*, hard, + *trich-*(*trich-*), hair.] Sclerotrithrix.

scolecoform (sko-le'ōl-form) [G. *skolēx*, worm + *l. forma*, form.] Scolecooid, vermiform.

scolecitis (sko-le-si'(se')tis) [G. *skolēx*(*skolē-*), worm + *-itis*.] Inflammation of the vermiform appendix.

o'leoid [G. *skōlēx*, worm, + *eidos*, appearance.] 1. Worm-like; vermiform. 2. Resembling a scolex, hydatid.

oleocoidectomy [G. *skōlēkoïdēs*, vermiform, + *ektomē*, excision.] Removal of the vermiform appendix.

oleocoiditis (sko'le-koy-di'(de')tis) [G. *skōlēkoïdēs*, vermiform, + *-itis*.] Inflammation of the vermiform appendix, appendicitis.

olecol'ogy [G. *skōlēx*(*skōlēc*-), worm, + *-logia*.] Helminthology.

olec'tomy. Scleroidectomy.

o'lex, pl. *scol'e'ces* (not *scol'ices*) [G. *skōlēx*, a worm.] The head of the tapeworm by which it is attached to the wall of the intestine; it is formed in the interior of the daughter cyst of an echinococcus.

olom'eter [G. *skolios*, curved, + *metron*, measure.] An instrument for measuring curves, especially those in lateral curvature of the spine.

oliorachitic (sko'll-o-rā-kit'ik). Noting a spinal curvature due to rickets.

oliosiom'etry [G. *skoliōsis*, curvature, + *metron*, measure.] An apparatus for measuring a lateral curvature of the spine.

olio'sis [G. *skoliōsis*, a curvature.] Lateral curvature of the spine. There are usually at least two curves in the scoliotic spine; the main or original curve, and a compensatory curve in the other direction. **coxif'ic s.**, s. in the lumbar spine resulting from tilting of the pelvis in a case of hip-disease. **empy'e'mic s.**, s. due to retraction of one side of the chest following an empyema. **habit s.**, one supposed to be due to habitual standing or sitting in an improper position. **myopath'ic s.**, lateral curvature due to weakness of the spinal muscles. **oc'ular s.**, **ophthal'mic s.**, s. supposed to be due to head-tilting, with the resultant cervical curve, in certain cases of astigmatism. **osteopath'ic s.**, lateral curvature due to vertebral disease. **rachit'ic s.**, s. occurring in rickets, either myopathic or osteopathic. **sciat'ic s.**, lateral curvature in sciatica, in which the primary lumbar curve is toward the affected side. **stat'ic s.**, lateral spinal curvature due to inequality in length of the two legs.

olior'ic. Relating to or suffering from scoliosis.

oliotone (sko'll-o-tōn) [G. *skolios*, crooked, + *tonos*, a stretching.] An apparatus for stretching the spine and reducing the curve in scoliosis.

om'brin [G. *skombros*, mackerel.] A protamine present in the sperm of the mackerel.

oop [A.S. *skoþa*.] A narrow spoon-like instrument for extracting the contents of cavities or cysts.

oop'ers' disease'. A form of pneumoconiosis occurring in the scoopers or shovelers of grain in elevators.

oparin. A glucoside, C₂₂H₃₄O₁₀, from *scoparius*, occurring in yellow, tasteless, and odorless crystals; diuretic in doses of gr. 5-10 (o. 3-0.6).

opari'us [L. *scopa*, a broom.] (U.S.) *Scoparia* cactu'mina [broom tops] (Br.), broom, besom, the dried tops of *Cytisus scoparius*, a shrub of Europe and northwestern Asia, containing sparteine; diuretic in cardiac dropsy and chronic Bright's disease in doses of gr. 10-15 (o. 6-1.0).

opo'la [after Giovanni Antonio *Scopoli*, Italian naturalist, 1723-1788.] (U.S.) The dried rhizome and roots of *Scopola carnio'lica*, an herb of Austria and neighboring countries of Europe; sedative, employed as an hypnotic in various maniacal conditions in doses of gr. 1-3 (o. 0.6-0.2). **s. japon'ica**, Japanese belladonna, the root of which

is allowable by the Japanese Pharmacopeia as a substitute for belladonna.

scopolami'næ hydrobro'midum (U.S.). Scopolamine hydrobromide, the hydrobromide of an alkaloid derived from scopolia; it is chemically identical with hyoscinæ hydrobromidum, but is claimed by some to be free from the occasional untoward effects of this salt.

scopolamine (sko'po-lā-mēn). An alkaloid from scopolia employed in the form of scopolaminæ* hydrobromidum.

scopoleine (sko-po'le-ēn). An alkaloid from scopolia, possessing mydriatic properties.

scopo'lia. Scopolia.

scopomor'phinism. Associated chronic addiction to scopolamine and morphine.

scopopho'bia [G. *skopēō*, I view, + *phobos*, fear.] An insane dread of being looked at.

scoracratia (skōr-ā-kra'shlah). Scatocratia.

scorbu'tic. Relating to or suffering from scorbutus or scurvy.

scorbu'tus [Latinized form of the Teutonic word for scurvy, *schorbuyck*.] Scurvy.

scordine'ma [G. yawning.] Heaviness of the head with yawning and stretching, occurring as a prodrome of an infectious disease.

scoretemia, **scoretæmia** (skōr-ē-te'mī-ah) [G. *skōr*, dung, or *skōria*, refuse.] Scatemia.

scotodinia (sko-to-din'ī-ah) [G. *skotos*, darkness, + *dinē*, a whirling.] Vertigo, faintness.

scoto'graph [G. *skotos*, darkness, + *graphō*, I write.]

1. An appliance for aiding one to write in straight lines in the dark or to aid the blind to write. 2. An impression made on a photographic plate by a radioactive substance without the intervention of any opaque object other than the screen of the plate.

scotog'raphy. Skiagraphy.

scotoma, pl. *scoto'mata* (sko-to'mah) [G. *skotōma*, darkness.] A spot of varying size and shape, within the visual field, in which there is no vision.

ann'ular s.; **ring s.**, a circular blank area surrounding the center of the field of vision. **cen'tral s.**, absence of vision at the point of fixation on the retina. **color s.**, a patch of color-blindness in the visual field.

flitter'ing s., scintillating s. **in'sular s.**, a small spot of blindness surrounded by an area of good vision. **neg'ative s.**, one which is not ordinarily perceived, but is detected only on examination of the entire visual field. **paracen'tral s.**, one which is only partly central, the fixation point not being entirely obscured.

periph'eral s., a spot where vision is absent anywhere within the field of vision outside of the point of fixation. **physiolog'ical s.**, blind-spot, the point on the retina where the optic nerve enters. **pos'i-tive s.**, one which is perceived subjectively as a black spot within the field of vision. **rel'ative s.**, one in which vision is impaired but not entirely destroyed.

ring s., **annular s.** **scin'tillating s.**, fortification-spectrum, teichopsia; the appearance of a dark patch with bright zigzag outline in the visual field of one or both eyes; it is usually of short duration and is indicative of eye-strain or follows intense mental or physical labor.

scoto'magraph [scotoma + G. *graphō*, I write.] An instrument for automatically recording the size and shape of a scotoma.

scoto'matous. Relating to scotoma.

scotom'eter. An instrument for measuring the size of a scotoma.

scotos'copy [G. *skotos*, darkness, + *skopēō*, I view.] Skiascopy.

the etiology of the disease is not definitely established, but it is believed to be due to a monotonous diet of salt meats or an absence of fresh vegetables or vegetable or fruit acids, or not improbably to ptomaines developed in the preserved food. **Alpine s.**, pellagra **butt'on s.**, see **button**. **in'fantile s.**, Barlow's disease, Möller's disease, Cheadle's disease, acute rickets; a cachectic condition, resulting from the use of improper food, in infants; marked by pallor, fetid breath, coated tongue, diarrhea, and subperiosteal hemorrhages. **land s.**, purpura hæmorrhagica. **sea s.**, scurvy.

curvy-grass. *Cochlearia officinalis*, a cress used as a salad and as a remedy for scurvy.

cu'tate. Relating to a scute; scutular.

cu'te [*L. scutum*, shield.] A thin lamina or plate, squama. **tympa'n'ic s.**, the thin bony plate separating the attic of the tympanum from the mastoid cells.

cutellaria (sku-tě-la'ri-ah) [*L. scutella*, a dish.] (U.S.) The dried entire plant, *Scutellaria laterifolia*, blue pimpnel, a wild flower common in marshy regions of North America; alleged to be antispasmodic and sedative in doses of gr. 15-30 (1.0-2.0).

cutell'aria. A bitter crystalline glucoside from *scutellaria*.

cutell'um [*L. dim. of scutum*, shield.] In botany: 1. A broad cotyledon, in grasses, covering the albuminous seed. 2. A flattened apothecium rimmed by the thallus.

cu'tiform [*L. scutum*, shield, + *forma*, form.] Shield-shaped, thyroid; scutate.

cu'tular. Relating to a scutulum.

cu'tulum [*L. dim. of scutum*, shield.] A yellow saucer-shaped crust, the characteristic lesion of favus.

cu'tum [*L. shield*.] 1. A scute. 2. The thyroid gland. 3. The patella.

scybal'ia (sib'ă-lah). Plural of scybalum.

scybalous (sib'ă-lus). Relating to scybalæ.

scybalum (sib'ă-lum) [*G. skybalon*, excrement.] A hard round mass of inspissated feces.

scyphiform (si'f'i-form) [*G. skyphos*, goblet, cup, + *L. forma*, form.] Scyphoid.

scyphoid (si'f'oyd) [*G. skypha*, cup, + *eidōs*, resemblance.] Cup-shaped.

scythropasmus (sith-ro-paz'mus) [*G. skythrōpasmōs*, sadness of countenance.] An expression of exhaustion or dulness, regarded as a bad prognostic sign in fevers.

scyt'tis (si-ti'(te')tis) [*G. skytos*, skin, + *-itis*.] Dermatitis.

scytoblastema (si-to-blas-te'mah) [*G. skytos*, skin, + *blastēma*, sprout.] The cuticular membrane of the embryo.

Scytone'ma [*G. skytos*, skin, + *nēma*, thread.] A genus of algae, composed of branching filaments.

Se. Chemical symbol of *selenium*.

sal-in deform'ity. Deflection outward of the fingers in rheumatoid arthritis.

seam/stress's cramp. An occupation neurosis, similar to writer's cramp, occurring in needle-women.

search'er. A form of sound used to determine the presence of a calculus in the bladder.

sea-sickness. A disorder of uncertain nature, affecting travelers by sea, characterized by headache, giddiness, nausea, and vomiting, and usually an abnormal drowsiness.

sea-tangle. Laminaria, a form of seaweed, the dried stem of which was formerly much employed as a surgical tent.

sea-tent. Sea-tangle.

seat-worm. Pin-worm, oxyuris.*

sea-water treatment. See *marine serum*.*

seba'ceous. Relating to sebum; oily, fatty. **s. cyst**. a distended s. follicle. **s. crypt**, s. gland. **s. follicle**, s. gland. **s. gland**, one of the racemose glands of the skin situated in the corium, usually, though not always, in relation with the hair-follicles; they secrete sebum.

sebif'erous [*L. sebum*, suet, + *ferre*, to bear.] Producing fatty or sebaceous matter, sebaceous, sebiparous.

sebip'arous [*L. sebum*, suet, + *parere*, to produce.] Sebiferous.

seb'olith [*L. sebum*, suet, + *G. lithos*, stone.] A concretion in a sebaceous follicle.

seborrhagia (seb-ō-ra'j'ah) [*L. sebum*, tallow, + *-rhagia*.] Steatorrhea, seborrhea.

seborrhœ'a, **seborrhœ'a** [*L. sebum*, tallow, + *G. rhoia*, a flow.] Steatorrhea, overaction of the sebaceous glands. **s. adipo'sa**, s. oleosa. **s. capillit'i**, **s. cap'itis**, s. of the scalp. **s. congest'va**, lupus erythematosus. **s. cor'poris**, dermatitis seborrhœica. **s. facie'i**, s. of the face, s. oleosa affecting especially the nose and forehead. **s. furfur'cea**, s. sicca (1), dandruff. **s. nigra**, a form characterized by a pigmented secretion. **s. oleo'sa**, a greasy condition of the skin due to a thin oily secretion of the sebaceous glands. **s. senil'is**, keratosis senilis. **s. sicca** [*L. siccus*, dry], (1) an accumulation on the skin, especially the scalp, of greasy scales or crusts due to overaction of the sebaceous glands; (2) dermatitis seborrhœica. **s. squamo'sa neonato'rum**, ichthyosis sebacea.

seborrheal (seb-ō-re'al). Relating to or characterized by seborrhea.

seborrhœ'ic: Seborrheal.

se'bum [*L. tallow*.] The fat excreted by the sebaceous glands of the skin; also called *s. cula'neum*. **s. ovi'le**, sebum præparatum.

Seca'le. A genus of grasses of the family *Gramineæ*. **S. cerea'le**, rye. **S. clava'tum**, **S. cornu'tum**, ergot of rye, ergota.*

secaline (sek'a-lēn). A crystalline alkaloid, C₁₀H₁₁N₃O₁₀, obtained from ergot; without physiological action.

sec'alintox'in. A compound of sphacelotoxin and secaline, obtained from ergot.

sec'alo'se. A carbohydrate or sugar from rye.

secernent (se-sur'nent) [*L. secernens*; *secernere*, to separate.] 1. Secreting. 2. A secreting organ.

Sechenoff's center (sé-cha'nof). [Ivan Sechenoff, Russian neurologist, 19th century.] A center in the brain inhibiting reflex movements.

se'codont [*L. secare*, to cut, + *odous* (odont-), tooth.] Noting an animal in which the tubercles of the lower teeth have cutting edges.

sec'ond [*L. secundus*.] Following the first in any order or series. **s. inten'tion**, see *intention*. **s. nerve**, nervus opticus. **s. sight**, a condition due to alteration in the refractive power of the lens, in beginning cataract, causing myopia, so that reading becomes possible again without glasses.

sec'ondaries. The lesions of secondary syphilis.*

sec'ondary. 1. Occupying the second place, occurring after the first, subordinate. 2. One of the symptoms of syphilis following the development of the chancre. **s. syphilis**, see *syphilis*.

secre'ta [*L. neuter pl. of secretus*, secreted.] Secretions, the products of secretion.

secretagogue (se-kre'tă-gog) [*L. secreta*, secretions, + *G. agōgos*, drawing, forth.] 1. Causing secretion. 2. An agent which stimulates the secreting organs.

secrete (se-kre't') [*L. secretus*; *secernere*, to separate.]

To elaborate or produce a substance from the blood, the sap of plants, or other material not previously containing it.

secre'tin. A hormone, formed by the epithelial cells of the duodenum under the stimulus of acid contents from the stomach, the office of which is to incite pancreatic secretion. *gas'tric s.*, gastrin.

secre'tion [L. *secernere* (pp. *secretus*), to separate, divide off.] 1. The production by a cell or aggregation of cells (a gland) of some substance differing in chemical and physical properties from the body from which or by which it is produced. 2. The product, solid, liquid, or gaseous, of cellular or glandular activity. A secretion is stored up in or utilized by the animal or plant in which it is produced, thereby differing from an *excretion* which is intended to be expelled from the body.

secre'todermato'sis. A skin disease characterized by disordered secretion.

secretagogue (se-kre'to-gog) [L. *secretum*, secretion, + *G. agōgos*, leading.] An agent, specifically a hormone, which promotes secretion.

secretomotor, **secretomotory** (se-kre'to-mo'tor, se-kre'to-mo'tor-l). Stimulating secretion. *

secre'tory. Relating to secretion or the secretions.

sectile (sek'il) [L. *scilicet*; *secare*, to cut.] 1. Capable of being cut or divided. 2. Having the appearance of being divided.

sectio (sek'shyo) [L.] Section. *s. agrippi'na*, *s. cesarea*, *s. alta*, the high operation for stone, suprapubic lithotomy or cystotomy. *s. cadav'ris*, autopsy, post-mortem examination. *s. cesar'ea*, cesarean section. * *s. latera'lis*, lateral lithotomy. *s. media'na*, median lithotomy.

section (sek'shun) [L. *sectio*; *secare*, to cut.] 1. The act of cutting. 2. A cut or division. 3. A cut surface. 4. A thin slice of any material for examination under the microscope. 5. A segment or part of any organ or structure delimited from the remainder. *abdom'inal s.*, celiotomy, laparotomy. *cesar'ean s.*, hysterotomy, the delivery of a fetus by incision into the uterus; the incision may be made through the abdominal wall (*abdominal cesarean section*) or through the vagina (*vaginal cesarean section*). *microscop'ical s.*, section (4). *perin'eal s.*, any section through the perineum, either lateral or median lithotomy or external urethrotomy. *se'rial s.*, one of a number of consecutive microscopical sections of the spinal cord or other structure for the purpose of a histological study of the part. *Sigaultian s.* (se-go'shyan) [see *Sigault*], symphyseotomy.

secun'digrav'ida [L. *secundus*, second + *gravida*, pregnant.] A woman in her second pregnancy.

secund'na [L. fem. of *secundinus*; *secundus*, second, agreeing with *lunica*, coat, understood.] The afterbirth, usually in plural *secundi'na*. *s. cer'e-bri*, the combined pia and arachnoid membranes. *s. oc'uli*, the vascular layer of the chorioid coat of the eye. *s. u'teri*, the chorion.

sec'undine [L. *secundus*, second.] In botany, the envelope of the ovule next to the nucellus.

secundines (sek'un-denz) [L. *secundina*.] The afterbirth, the membranes and placenta, the expulsion of which, following the birth of the child, constitutes the third stage of labor.

secundip'ara [L. *secundus*, second, + *parere*, to give birth.] A woman who has borne two children at different labors.

secundipar'ity. The state of being a secundipara. **secun'dum artem** [L.] According to art, by rule, in an approved way.

sed'atin. Valerydin, valerylphenetidin, occurring in

tasteless, odorless crystals; employed as a sedative in nervous affections in doses of gr. 4-15 (o. 5-1.5).

sed'atine. Antipyrine.

sedat'ion [L. *sedare*, to allay.] The act of calming; the state of being calm.

sed'ative [L. *sedare*, to allay.] 1. Calming, quieting. 2. An agent which quiets nervous excitement. The sedatives are designated, according to the part of the organ upon which their specific action is exerted, cardiac, cerebral, nervous, respiratory, spinal, etc.,.

sed'entary [L. *sedere*, to sit.] 1. Sitting, relating to the sitting posture. 2. Physically inactive.

sed'iment [L. *sedimentum*; *sedere*, to settle.] Epistasis, insoluble material which sinks to the bottom of a liquid; that which rises to the surface is called epistasis or scum.

sedimenta'tion. The formation of a sediment. 1. test, agglutination test, Widal's test (in the case of typhoid fever)

sed'imentator. A centrifugal machine for separating the insoluble matter suspended in a liquid.

sedimen'tum. Sediment. *s. latera'lis*, lateral lithotomy.

sed'it. deposit.

Sed'litz powder. Seidlitz* powder.

seed [A.S. *sæd*.] 1. The reproductive body of a flowering plant, the mature ovule. 2. In bacteriology, to inoculate a culture medium with microorganisms.

seed'y-toe. A disease of the hoof of a horse consisting in separation of the outer wall or crust from the inner layer of soft horn derived from the laminae; it affects the quarters most frequently.

Seeligmüller's sign (za'likh-mü-ler) [Otto Seeligmüller, German neurologist, 1837-1912.] Contraction of the pupil on the affected side in facial neuralgia.

Seessel's pocket or pouch (za'sel) [A. Seessel, German embryologist, 19th century.] An ectodermic pouch in the buccopharyngeal membrane of the embryo.

Séglas type (sa-glah') [Jules Séglas, Parisian physician, *1856.] The so-called psychomotor type of paranoia.

segment [L. *segmentum*; *secare*, to cut.] 1. A section, a part of an organ or other structure delimited naturally, artificially, or in the imagination from the remainder. 2. Metamere. To reproduce by budding. 4. To divide and redivide into minute equal parts. *intersegmental s.*, the portion of a nerve-fiber between two successive nodes of Ranvier. *lower uterine s.*, the inferior portion of the uterus which must be dilated in order to allow of the expulsion of the fetus in parturition. *prim'itive s.*, somite, a segment of the spinal cord, a portion of the spinal cord corresponding to the line of attachment of a pair of spinal nerves. *upper uterine s.*, the main portion of the body of the gravid uterus the contraction of which furnishes the chief force of expulsion in labor.

segment'al. Relating to a segment.

segmenta'tion. 1. Dividing into segments; the state of being divided into segments. 2. The process of development of the impregnated ovum.

segmenta'tion-cav'ity. Blastocoele, the cavity formed in the segmentation sphere, by invagination into which the gastrula is formed.

segmenta'tion-nu'cleus. The compound nucleus of the impregnated ovum, formed by the coagulation of the nuclei of the germ-cell and of the sperm-cell, or the female and the male pronuclei.

segmenta'tion-sphere. Morula, blastosphere.

segmenting body. Schizont.

segregation (seg-re-ga'shun) [L. *segregare*, to separate.] Separation; removal of certain parts from a mass. **law of s.**, see *law*.

segregator [L. *segregare*, to separate.] A separator, a device by means of which the portions of urine entering the bladder from the two ureters are collected separately without being allowed to mingle; see *Cathelin, Downes, Harris, Luys*.

Seidlitz powder (sed'lits, Ger. zid'lits) [*Seidlitz*, a mineral spring in Bohemia.] Pulvis effervescens compositus.

Seigler's Springs, California. There are about twenty springs among which are the "Soda Spring," alkaline and carbonated, the "Magnesia Spring," containing Epsom salt and carbonated, the "Arsenic Spring," 96° F., and the "Sulphur Spring." Used by drinking and bathing in Bright's disease, bladder troubles, constipation, skin diseases, syphilis, scrofula, rheumatism, and affections of the liver and lungs.

seismotherapy (siz-mo-ther-ä-pi). Sismotherapy.

seizure (se'zhür). An attack, the sudden onset of a disease or of certain symptoms, such as convulsions. **psychic s.**, psychoplepsy, an attack of morbid sensations, such as fullness in the head, vertigo, palpitation, etc., with temporary disturbance of consciousness, not amounting to unconsciousness.

sejunction [L. *sejungere*, to disjoin.] A separation; a breaking of continuity in the mental processes resulting in a loss of personality.

selection [L. *seligere*, to choose.] 1. In biology, the preservation of the lives of certain individuals and the destruction of those of others, in consequence of which the character of the race tends to change. 2. In life insurance, the choice among the applicants for insurance of those to whom policies may be issued. **adverse s.**, s. against the company, the lapse of policies on the lives of young and healthy men with the continuance of those on the lives of the aged and invalids. **artificial s.**, interference by man with natural s., whereby a variety of animal (horse, dog, chicken, pigeon, etc.) is produced having special characteristics making for beauty, utility, or bizarrerie. **medical s.**, (1) in sociology, the preservation, by medical care and treatment, of the weak and unfit, whereby the race tends to degenerate; (2) in life insurance, selection based upon the results of a physical examination of the applicants, those found not to come up to the standard being rejected; the effect of this medical selection lasts only for five or ten years, the proportion of good, bad, and indifferent risks becoming ultimately the same as the proportions in a mass of non-select lives, since some fall into bad health, others are in indifferent health, and others still continue to be up to the medical standard at the time of selection. **natural s.**, the elimination of the weak and unfit through the action of natural laws, whereby the race tends to grow stronger; opposed to *artificial s.* on the one side and *medical s.* on the other. **self-s.**, against the company, the s., unconscious or intentional, made by the applicant for insurance, of the form of policy; the rate of mortality among those taking out a term policy, the premium for which is comparatively low, is higher than among those taking out an endowment policy, the premium for which is comparatively high; in other words, the rule appears to be: the smaller the premium the higher the mortality. **s. against the company**, adverse s., self-s.

selenae unguium (se-le'ne ung'gw'um) [G. *selēnē*, moon; L. *unguis*, nail.] The white of the nails, lunula.*

sel'enin [G. *selēnē*, the moon.] An antiserum prepared by Klebs from cultures of *Diplococcus semilunaris*, employed in the treatment of the mixed infection in tuberculosis.

selenium [G. *selēnē*, moon.] A metallic element, symbol Se, atomic weight 79.2, having some chemical similarity to sulphur.

self-abuse (self-ä-būs'). Masturbation.

self-digestion. Autodigestion.

self-fertilization (self-fur-til-i-za'shun). The fecundation of the ovules by the pollen of the same flower; or of the ova by the spermatozoa of the same animal, in hermaphrodite forms.

self-infection. Autoinfection.

self-limited. Noting a disease which tends to cease after a definite period, as a result of its own processes; pneumonia is a typical example of a self-limited disease.

self-poisoning. Autointoxication.

self-pollution. Masturbation.

self-selection. See under *selection*.

self-suspension. Stretching, or straightening of the spinal column by means of extension effected by the patient himself.

Selivanoff's test (sel-i-vah'nof). To 10 c.c. of urine are added 10 c.c. of hydrochloric acid and some crystals of resorcin; if levulose is present warming the mixture produces a brilliant red color, glucose producing no color.

sell'anders. Psoriasis or eczema at the bend of the hock in a horse.

sel'la turcica [L. Turkish saddle.] A saddle-like prominence on the upper surface of the sphenoid bone, situated in the middle cranial fossa and dividing it into two halves. The posterior part, dorsum sellæ [back of the saddle] is the highest; in front of this is the hypophyseal (pituitary) fossa, and in front of that the tuberculum sellæ or pommel of the saddle (olivary eminence).

Sel'ters or Selt'zer water [Nieder Sellers, a mineral spring in Prussia.] A mineral water containing carbonates of sodium, calcium, and magnesium, and chloride of sodium. See *Nieder* Sellers*.

semeiography. Semiography.

semeiology. Semiology, symptomatology.*

semeiologic. Semiotic.

semelincident (sem'el-in'si-dent) [L. *semel*, once, *incidere*, to happen.] Happening once only, said of an infectious disease, one attack of which confers permanent immunity.

se'men [L. seed.] 1. Seminal fluid, sperm; a thick, yellowish white, viscid fluid containing spermatozoa; it is a mixture of the secretions of the testicles, vesiculæ seminales, prostate, and Cowper's glands. 2. A seed. **s. cinæ**, santonica. **s. contra**, santonica. **s. lini**, linseed. **s. sanctum**, santonica.

semenuria (se'men-u'ri-ah). Seminuria, spermaturia.*

semi- [L. *semis*, half.] A prefix denoting one-half or partly; used with words derived from Latin roots; the corresponding Greek prefix is *hemi-*.

semicanalis (sem-i-kan-al'is) [L. *semi-*, half, + *canalis*, canal.] Semicanal, a half canal; one of the two parts into which the canalis musculotubarius is divided by the cochleariform process. **s. musculi tensoris tympani** [BNA], semicanal of the tensor muscle of the tympanum, the division of the canalis musculotubarius containing the tensor tympani muscle. **s. tubæ auditivæ** [BNA], semicanal of the auditory tube, the division of the

canalis musculotubarius which forms the bony part of the Eustachian tube.

semicartilaginous (sem-i-kar-ti-laj'in-us). Composed partly of cartilage.

semicircular (sem-i-sur'ku-lar). Forming a half-circle or an incomplete circle. *s. canal*, ductus semicircularis.

semico'ma. A mild degree of coma from which it is possible to arouse the patient.

semico'matose. In a condition of unconsciousness from which one can be aroused.

semicre'tinism. A mild degree of cretinism, in which there is imbecility rather than idiocy.

semidecussa'tion. Incomplete decussation such as occurs in the optic chiasm.

sem'ididagrammat'ic. Not wholly a copy of nature, noting an illustration in which some special point is emphasized by the omission of certain unessential or irrelevant details.

semiflex'ion. The position of a joint or segment of a limb midway between extension and flexion.

semilun'ar [L. *semi-*, half-, + *luna*, moon.] Half-moon shaped, crescentic. *s. bone*, os lunatum [BNA]. *s. car'tilages*, two interarticular fibrocartilages of the knee-joint, meniscus lateralis and meniscus medialis [BNA].

semiluna're. Os lunatum.

semiluxa'tion. A partial dislocation, subluxation.

semimembrano'sus. See under *musculus*.

semimem'branous. Consisting partly of membrane, noting the musculus semimembranosus.

sem'inal. Relating to the semen. *s. cap'sule*, vesicula seminalis. *s. cyst*, a cyst of the testicle. *s. fluid*, semen (1). *s. lake*, the vault of the vagina after insemination. *s. ves'icle*, vesicula seminalis.

semina'tion. Insemination.

seminif'erous [L. *semen*(*semin-*), seed, + *ferre*, to carry.] Carrying or conducting the semen, noting the tubules of the testis.

seminor'mal. One-half the normal, noting a solution* of a certain strength.

seminu'ria [L. *semen*(*semin-*) + G. *ouron*, urine.] Spermaturia.

semilog'raphy, semelog'raphy [G. *sêmeion*, sign, + *graphe*, a description.] A treatise on symptomatology; a description of the symptoms of a disease.

semiological, semeiological (se-mi-o-loj'i-kal). Relating to the symptoms of a disease.

semiology, semeiology [G. *sêmeion*, sign, + *-logia*.] Symptomatology.

semiorbic'ular. Semicircular, hemispherical.

semeiot'ic, semeiot'ic [G. *sêmeion*, sign.] Symptomatic.

semeiot'ics, semeiot'ics. Symptomatology,* semiology.

semipenn'iform [L. *semi-*, half-, + *penna*, feather, + *forma*, form.] Penniform on one side, noting a muscle the fibers of which are obliquely attached to one side of a tendon.

semiprone (sem-i-prôn'). Halfway between the mid-position and pronation, three-quarters prone.

se'mis [L.] One-half; noted in prescriptions by ss.

semisidera'tio [L. *semi-*, half-, + *sideratio*, sun-stroke.] Hemiplegia.

semisom'nus. Semicoma.

semiso'por. Semicoma.

semispin'al [L. *semi-*, half-, + *spinalis*.] Half spinal; noting muscles attached in part to the spines of the vertebrae; see *musculus semispinalis*.

semisul'cus. A slight groove on the edge of a bone or other structure, which, uniting with a similar groove on the corresponding adjoining structure, forms a complete sulcus.

semisupine (sem-i-su-plin'). Halfway between the mid-position and supination, three-quarters supine.

semitendino'sus. See under *musculus*.

semiten'dinous. Composed in part of tendon, noting the musculus semitendinosus.

semitertian (sem-i-tur'sh-an). Partly tertian, partly quotidian; noting a malarial fever in which the paroxysms occur on one day and one on the next succeeding day.

semitontine (sem-i-ton'ten) [L. *semi-*, half-, + *tine*.] A form of insurance in which the insured allows all the profits on his policy to be a compound interest, lapses, etc., to accumulate for a number of years and then receives the whole amount in a dividend; the beneficiaries of those who die during the period receive the face value of their policies, but the interest in the profits forfeited to the survivors.

Semon's sign (se'mon) [Sir Felix Semon, Lond.: laryngologist, born in Prussia, *1844] Impaired mobility of the vocal cords in carcinoma of the larynx.

Semon-Hering hypoth'esis (za'mon-ha'ring) [J. S. Semon, German physician, *1859; E. Hering, German physician, *1834] A theory of the hypothesis.

sen'ecin. A precipitation of the tincture of *senega* employed in doses of gr. 1-2 (0.06-0.13).

senecio (se-ne'si-o) [L. old man.] 1. The herb, the root of *Senecio aureus*, squaw-weed, ragwort, a common weed of the eastern United States, employed in eclectic practice for amenorrhea and other menstrual irregularities of chlorotic origin for leucorrhea, and for stranguy, in doses of gr. 0.03-0.13 of the specific preparation every 4 or two. 2. A tincture from the fresh flowers, plants of *Senecio aureus*, employed in eclectic practice in dysmenorrhea and other menstrual disorders in doses of the 1st to the 6th potency.

sen'ega [*Seneca*, an Indian tribe, one of the 7 Nations.] (U.S.) *Senegae radix* (Br.) the dried root of *Polygala senega*, an herb of eastern and central North America; expectorant in chronic bronchitis in doses of gr. 10-15 (0.6-1.0).

sen'egin. The active principle of *senega* occurring in the drug in a mixture with polygala.

senescence (se-nes'ens) [L. *senescere*, to grow old.] The state of growing old; beginning old age.

senescent (se-nes'ent). Growing old.

senile (se'nil) [L. *senilis*.] Relating to or characteristic of old age. *s. at'rophy*, shrinking of tissues consequent upon the involution of old age. *s. demen'tia*, dementia due to atrophy of the brain. *s. involu'tion*, the retrograde metamorphosis of old age. *s. trem'or* the trembling of the hands and shaking of the head sometimes seen in the aged.

sen'ilism. Premature senility; progeria.

senil'ity. Old age. The sum of the physical and mental changes occurring in advanced life.

se'nium [L.] Old age, especially the debility of the aged. *s. pro'cox*, premature senility.

Senn's bone-plates [Nicholas Senn, Chicago surgeon of Swiss birth, 1844-1908.] Plates of *dermatitis*: bone employed in intestinal anastomosis & test, for perforation of the bowel; after the abdomen is opened hydrogen gas is injected into the rectum, and then a light held near the mouth of intestines will reveal a perforation through the ignition of the escaping gas.

sen'na [Ar. *senn*.] (U.S.; Br.) The dried herb of *Cassia acutifolia* and *C. angustifolia*; laxative in doses of gr. 40-60 (2.6-4.0). *Almond*.

Cassia acutifolia, American s., *Cassia marilandica*, Indian s., *Cassia angustifolia*, Mecca s., an inferior grade of Indian s. *Tinn'evelly* s., Indian s.

senn'in [after Nicholas Senn.] Trade name of an antiseptic mixture of iodine and phenol.

sensa'tion [L. *sensa*, idea, conception.] The translation into consciousness of the effects of a stimulus exciting any of the organs of sense. **de-layed' s.**, a s. which is not perceived until the lapse of an appreciable interval following the application of the stimulus. **gen'er-al s.**, one referred to the body as a whole and not to any particular external object. **girdle s.**, zonesthesia. **objec'tive s.**, a s. caused by some material object. **re-ferred' s.**, a sensation felt in one place in response to a stimulus applied in another. **reflex s.**, referred s. **spe'cial s.**, one referred to a stimulus produced by an external body and acting on any of the sense organs. **subjec'tive s.**, a s. experienced by the individual, not excited by any external material stimulus of the organ to which the s. is referred. **transferred' s.**, referred s.

abnormality of, paresthesia, dysesthesia, cacksthesia, haphonousus, absence, anesthesia, associated, synesthesia, belt-like, zonesthesia, girdle sensation, biting, mordication, odaxemus, cold, cryesthesia, conveying, esthesodic, crawling, formication, myrmecia, myrmeciasis, description of, esthesiography, diminished acuteness of, hypesthesia, bradyesthesia, obtusio, disease affecting, esthesionosis, esthesioneurosis, haphonousus, erroneous localization, allesthesia, alloesthesia, allachesthesia, allochiria, general, of existence, cenesthesia, conesthesia, heat, caumesthesia, increased acuteness of, hyperesthesia, acroesthesia, supersensitiveness, oxyesthesia, instrument for measuring, esthesiometer, locality, topesthesia, movement, kinesthesia, cinesthesia, muscle sense, muscular, kinesthesia, cinesthesia, myonarcosis (dulled), numb, obdormition, painful, algesia, algesia, pricking, acanthesthesia, relating to, sensory, esthetic; tactile (touch), science relating to, esthesiology, esthematology, seat of perception, sensorium, temperature, thermosthesia, unpleasant touch, haptodyspshoria.

sense [L. *sensus*; *sentire*, to feel, to perceive.] Feeling, sensation, the faculty of perceiving any stimulus, consciousness. **cinesthet'ic s.**, muscular s. **gene'sic s.**, the sexual instinct. **mus'cular s.**, the faculty of perceiving a muscular contraction, deep sensibility. **pressure s.**, the faculty of discriminating various degrees of pressure on the surface. **seventh s.**, visceral s. **sixth s.**, cenesthesia. **space s.**, the faculty of perceiving the relative positions of objects in the external world. **special s.**, one of the five senses related to the organs of sight, hearing, smell, taste, and touch. **vis'ceral s.**, the perception of the existence of the internal organs, seventh s.

sense-center. Any center in the cerebral cortex where a stimulus to a sense-organ is brought into the realm of consciousness; sensorium (1).

sense-organ. Any organ, as the eye, in which a stimulus is translated into a sensation.

sensibilln (sen'st-bil-in). Toxogenin.

sensibilisatrice (son-se-be-le-sá-très') [Fr.] Substance sensibilisatrice, sensitizer, immune body, amboceptor.*

sensibility [L. *sensibilitas*.] The consciousness of sensation, the capability of perceiving sensible stimuli; sensation. **deep s.**, sensation in the muscles, tendons, and joint surfaces, by means of which the position of a limb, the tension, and the estimation of a difference in weights is appreciated, and the loss of which produces ataxia. **mesoblas'tic s.**, deep s.

sensibiliza'tion. Sensitization.

sen'sible [L. *sensibilis*; *sentire*, to feel, to perceive.]

1. Perceptible to the senses. 2. Capable of sensation. 3. Sensitive. 4. Having reason or judgment, intelligent.

sensif'erous [L. *sensus*, sense, + *ferre*, to carry.] Conducting a sensation.

sensigenous (sen-sij'en-us) [L. *sensus*, sense, + *G. gennaō*, I produce.] Giving rise to sensation.

sen'sitive. 1. Capable of perceiving sensations. 2. Responding to a stimulus. 3. Readily undergoing a chemical change, as a sensitive reagent. 4. Amenable to the destructive action of complement. 5. One who is readily hypnotizable. 6. One supposed to receive communications from spirits, a psychic.

sensitiza'tion. 1. The rendering of bacteria or animal cells amenable to the destructive action of alexin or complement by contact with immune body or amboceptor. 2. The production by the body cells of a specific proteolytic ferment which acts only upon the protein the presence of which has called it into existence; when the organism has come to the condition in which it reacts to the special protein, it is said to be sensitized to that protein.

sen'sitize. To render sensitive (3 or 4). See also *sensitization*. **sen'sitized culture**, a live culture of an organism to which has been added an antiserum; after the mixture has been allowed to stand for a while the serum is removed by washing and centrifugation and the organism then suspended in physiological salt solution; employed as a vaccine.

sen'sitize, Amboceptor.

sen'sitizing sub'stance. Substance sensibilatrice, amboceptor.*

sensomobile (sen-so-mo'bil). Capable of movement in response to a stimulus.

sensomobill'ty. The state of being sensomobile.

sensomo'tor. Sensorimotor.

senso'rial. Relating to the sensorium.

sensoriglan'dular. Relating to glandular secretion resulting from stimulation of the sensory nerves.

sensorimetab'olism. Metabolism activated by stimulation of the sensory nerves.

sensorimo'tor. Both sensory and motor, noting a mixed nerve having both afferent and efferent fibers.

sensorimus'cular. Noting muscular contraction in response to a sensory stimulus, reflex.

senso'rium. 1. The seat of sensation, sense-center. 2. The aggregate of the organs and centers in the body relating to sensation.

sensorivas'cular. Noting a change in the blood-supply of a part occurring as a sensory reflex.

sensorivasomo'tor. Noting contraction or dilatation of the blood-vessels occurring as a sensory reflex, sensorivascular.

sen'sory. Relating to sensation. **s. nerve**, an afferent nerve, one which transmits peripheral stimuli to the sensorium.

sen'sualism. Sensuality; domination by the passions or appetites.

sentient (sen'shyent) [L. *sentiens*; *sentire*, to feel, to perceive.] Sensitive; capable of sensation.

sen'timent [L. *sentire*, to feel.] Feeling or emotion in relation to one idea; the expression in conscious thought of a feeling, especially of any of the higher or nobler feelings or emotions.

sensitsec'tion. Vivisection of an animal that is not anesthetized; see *callisection*.

sep'al [L. *sepalum*; *separ*, separate.] The leaf of a calyx.

sep'aloid [L. *sepalum*, sepal, + *G. eidos*, resemblance.] Resembling a sepal.

separator. Anything which separates two or more substances or prevents them from mingling. Specifically a device by means of which the portions of urine entering the bladder from the two ureters are prevented from mingling; a segregator; see *Cathelin, Doumes, Harris, Luys*.

separatorium. An instrument used in separating the pericranium from the skull.

sepedogenesis [G. *sēpedōn*, rottenness, + *genesis*, origin; production.] The origin or causation of sepsis.

sepedon [G. *sēpedōn*, rottenness.] Putrescence, putridity.

sepedogenesis. Sepedogenesis.

sepia [G.] 1. A black secretion of the cuttlefish, from which a pigment is made. 2. In homeopathic practice, a tincture prepared from dried and powdered sepia, used in leucorrhea, dyspepsia, chronic nasal catarrh, and facial neuralgia in pregnant women, especially when associated with sallowness or a slight degree of jaundice; dose, 6th to 30th potencies.

sepium [G. *sēpion*.] The bone of the cuttlefish, *Sepia officinalis*.

sepaline. A ptomaine formed in putrefying animal matter.

sepsis [G. *sēpsis*, putrefaction.] The presence of various pus-forming and other pathogenic organisms, or their toxins, in the blood or tissues; septicemia.

septal. Relating to a septum.

septan [L. *septem*, seven.] Noting a malarial fever, the paroxysms of which recur every seventh day.

septate. Having a septum; divided into compartments.

septectomy [L. *septum*, septum, + *ektomē*, excision.] Operative removal of the whole or a part of a septum specifically of the septum narium.

septicemia, septicemia. Septicemia.

septionaline. An alkaloid derived from *Aconitum lycoctonum*; a local analgesic.

septfoil (set'foyl) [Fr. *sept*, seven, *feuille*, leaf.] Tormentilla.

septic. Relating to or caused by sepsis. *s.* fever, septicemia.

septicemia, septicemia [G. *sēpsis*, putrefaction, + *haima*, blood.] A systemic disease caused by the presence of microorganisms or their toxins in the circulating blood; the infecting germ may be one of the pus organisms, the pneumococcus, typhoid bacillus, coli bacillus, or other pathogenic bacterium. **cryptogenicic s.**, a form of *s.* in which no primary focus of infection can be found. **hemorrhagic s.**, a term applied to a group of animal diseases, not transmissible to man, caused by a number of closely related bacteria, called collectively *Bacillus plurisepticus*. **mouse s.**, a disease of mice caused by *Bacillus murisepticus*. **puerperal s.**, puerperal fever, septic infection occurring in women after childbirth. **rabbit s.**, a disease in rabbits caused by *Bacillus cuniculicidus*. **s. melitenais**, Malta fever. **s. pluriformis**, hemorrhagic *s.*

septicemic. Relating to, suffering from, or resulting from septicemia.

septicine. A ptomaine from decaying animal matter.

septicophlebitis (sep-ti-ko-fle-bi'(be')tis) G. *sēptikos*, putrefying, + *phleps* (*phleb-*), vein, + *-itis*.] Septic inflammation of a vein.

septicopyemia, septicopyemia (sep-ti-ko-pi-e-mī-ah). Pyemia and septicemia occurring together.

septicopymic. Relating to septicopyemia.

septigravida [L. *septem*, seven, + *gravida*, preg-

nant.] A woman who is pregnant for the seventh time.

septile. Septal.

septimetritis (sep-ti-me-tri'(tre')tis) [G. *sēptē*, decayed, + *mētra*, uterus, + *-itis*.] Septic inflammation of the uterus.

septipara (sep-tip'ah-rah) [L. *septem*, seven, + *parere*, to bear.] A woman who has borne seven children in as many pregnancies.

septivalent [L. *septem*, seven.] Having a value of seven.

septomarginal. Relating to the margin of a septum.

septometer [septum + G. *metron*, measure] An instrument, like a pair of calipers with straight arms, used for measuring the thickness of the nasal septum.

septonsal. Relating to the nasal septum.

septotome [L. *septum*, septum, + G. *tomos*, cutting] An instrument for incising or removing a section of the nasal septum.

septotomy [L. *septum*, septum, + G. *tomē*, incision.] Incision of a septum, specifically of the septum narium.

septulum, pl. *septula* [L. dim. of *septum*.] A minute septum. *s. testis* [BNA], one of the trabeculae of the testis, imperfect septa and fibrous cords radiating toward the surface of the gland from the mediastinum testis.

septum, gen. *septi*, pl. *septa* [L. *septum* or *septum* a partition.] A thin wall dividing two cavities or masses of softer tissue. *s. alveoli*, one of the thin plates of bone separating the alveoli in the alveolar process of either jaw. *s. atriorum*, a auricularum, the dividing wall between the atria of the heart. *s. cervicis intervertebralis*, intermediate cervical septum, a fibrous membrane uniting the cervical spinal arachnoid and mater in the median line posteriorly. *s. crurale*, *s. femorale* [BNA], *s. femorale* [BNA], a crurale, Cloquet's ganglion or septum, a lymphatic gland or plug of fat blocking the femoral vein. *s. interalveolare*, pl. *septa interalveolaria*, one of the interalveolar septa, the bony partitions between the tooth-sockets. *s. linguae*, the median vertical fibrous partition of the tongue merging posteriorly into the transverse hyoglossal membrane. *s. lucidum*, clear septum, (1) stratum lucidum of the skin; (2) *s. pellucidum* [BNA], a mediastinale, the mediastinum regarded as the dividing wall between the two pleural sacs. *s. mobile nasale*, the anterior movable part of the nasal septum, formed by the recurving medial part of the cartilago alaris major on each side. *s. nasale*, the dividing wall between the nasal cavities, formed posteriorly of bone (maxilla) the vomer and perpendicular plate of the ethmoid, anteriorly of cartilage. *s. orbitale* [BNA], orbital *s.*, palpebral ligaments, a fibrous membrane attached to the margin of the eyelid and extending into the lids, constituting a great part the posterior fascia of the orbicularis oculi muscle. *s. pectiniforme*, comb-like septum, the anterior portion of the *s. penis* which is broken by a number of slit-like perforations. *s. pellucidum* [BNA], transparent septum, *s. lucidum*, a thin plate made of two laminae of gray matter, forming a partition between the anterior portions of the lateral ventricles; it extends from the anterior part of the body, the genu, and the isthmus of the corpus callosum to the fornx; the space between the two laminae is the 6th ventricle. *s. posticum*, the fibrous membrane joining the arachnoid and pia along the posterior median line of the

spinal cord. **s. penis**, the portion of the tunica albuginea separating the two corpora cavernosa penis. **s. scroti**, an incomplete wall of connective tissue and non-striated muscle dividing the scrotum into two sacs, each containing a testis. **s. sinuum frontaliūm**, the bony partition between the two frontal sinuses; it is often deflected to one or the other side of the middle line. **s. sphenoidale**, the median dividing wall between the sphenoidal sinuses. **s. subarachnoidea**, subarachnoid **s.**, posticum, a fibrous layer passing between the spinal arachnoidea and pia mater in the middle line posteriorly. **s. transversum**, (1) the projection into each ampulla of the semicircular canals of the thickened wall on which the nerves terminate; (2) the partition which forms in the embryo and divides the splanchnocoel into the abdominal and pericardial regions, becoming in mammals the diaphragm. **s. tubæ**, cochleariform process, a bony partition dividing the canalis musculotubarius into two parts. **s. ventriculorum**, the dividing wall between the ventricles of the heart.

se'quel, **sequel'a**, pl. **se'quels**, **sequel'a** [L. *sequela*.] A morbid condition following as a consequence of another disease.

seques'ter. Sequestrum.

seques'tral. Relating to a sequestrum.

sequestra'tion [L. *sequestratio*; *sequestrare*, to lay aside.] **x**. Isolation, separation from others, as in the case of one with a contagious disease. **2**. The formation of a sequestrum.

sequestrec'tomy [L. *sequestrum* + G. *ektomê*, excision.] The operative removal of a sequestrum.

sequestrot'omy [L. *sequestrum* + G. *tomê*, incision.] Sequestrectomy.

sequestrum [L. *sequestrare*, to lay aside, to separate.] A piece of necrosed bone which has become separated from the surrounding healthy osseous tissue. **primary s.**, a completely detached **s.** **secondary s.**, one loosely attached to the surrounding sound bone. **tertiary s.**, one firmly attached to the surrounding bone.

se'ra. Plural of *serum*.

seralbu'min. Serum albumin.*

Sereno'a [after *Sereno* Watson, Cambridge (Mass.) botanist, 19th century.] A genus of palms, the dried fruit of one species of which, *S. serrulata*, saw-palmetto, is the official sabal.*

Sergeant's white line (sar'jent). On drawing the point of a penholder across the skin a white line appears, lasting from three to five minutes; occurs in cases of low arterial tension, as in Addison's disease.

se'rial. Relating to a series. **s. change** in electric irritability, see *qualitative alteration*.* **s. sec'tions**, see *section*.

ser'iceps [L. *sericum*, silk, + *caput*, head.] A bandage or sort of reversed cap, made of ribbon, used to make traction on the fetal head during parturition.

ser'icum [L.] Silk.

series (se'rêz) [L. *serere*, to join together.] **1**. A succession of similar objects following one another in space or time. **2**. In chemistry, a group of substances either elements or compounds, having similar properties or differing from each other in composition by a constant ratio. **aliphatic s.**, **fatty s.**, **aromatic s.**, all the compounds derived from benzene, distinguished from the fatty series derived from methane. **fatty s.**, all the open-chain compounds, derived from methane, distinguished from the aromatic series derived from benzene. **homologous s.**, a series

of organic compounds, the succeeding members of which differ from each other by the radicle CH₂.

se'riflux [L. *serum* + *fluxus*, a flow.] Orrhorrhea, a profuse serous discharge.

se'rin. **1**. Serum albumin. **2**. Oxyaminopropionic acid.

serinuria (se-rin-u'ri-ah). The excretion of serum albumin alone, without serum globulin, in the urine.

seriscission (ser-i-sish'un) [L. *sericum*, silk, + *scissio*, a cleaving.] Division of the pedicle of a tumor or other tissue by a silk ligature.

serja'nia. The bark or wood of *Serjania nodosa*, or *Paullinia curura*, a South American plant, employed like curari as an arrow poison.

seroalbuminuria (se-ro-al-bu-min-u'ri-ah). Serous albuminuria.*

serocolitis (se-ro-ko-li'(le')tis) [L. *serosa*, serous membrane, + G. *kôlon*, colon, + *-itis*.] Colitis externa, pericolicitis, inflammation of the peritoneal coat of the colon.

serocys'tic. Relating to one or more serous cysts.

serodermatosis (se'ro-dur-mă-to'sis). Any skin disease with a watery discharge, or with cutaneous edema.

serodiagno'sis. Diagnosis made by means of a reaction obtained in the blood-serum or other serous fluids of the body; the Wassermann* reaction is an example; orrhopodagnosis.

seroenteritis (se-ro-en-ter-i'(e')tis) [L. *serosa* + G. *enteron*, intestine, + *-itis*.] Inflammation of the peritoneal coat of the intestine, enteritis externa, perienteritis.

sero'fibrinous. Noting an exudate composed of serum and fibrin.

sero'fibrinous. Relating to a serous membrane and a fibrous tissue.

seroformalin. Trade name of a mixture of formalin and dried and pulverized blood-serum; used as an antiseptic dusting powder.

serohepatitis (se-ro-hep-ă-ti'(te')tis) [L. *serosa* + G. *hepar* (hepat-), liver, + *-itis*.] Inflammation of the peritoneal coat of the liver, hepatitis externa, perihepatitis.

seroimmunity (se'ro-im-mu'ni-ti). Passive immunity.*

serolemma [L. *serum* + G. *lemma*, husk.] The outer or mesoblastic layer of the amnion.

serological (se-ro-log'i-kal). Relating to serology.

serol'ogy [L. *serum* + G. *-logia*.] The branch of science dealing with serum, especially with specific immune or lytic sera; orrhopology.

seromem'branous. Relating to a serous membrane.

seromuc'ous. Composed of or containing serum and mucus.

se'ropneu'motho'rax. Hydropneumothorax.

seropu'ulent. Composed of or containing both serum and pus, noting a discharge of thin, watery pus, or seropus.

se'ropus. Purulent serum; pus largely diluted with serum.

seroreaction (se-ro-re-ak'shun). **1**. Serum-disease. **2**. Any reaction occurring in serum, such as deflection of the complement.*

sero'sa [L. fem. of *serosus*, serous (sc. *tunica*, coat, or *membrana*, membrane.)] Serous membrane, especially the serous or peritoneal coat of the intestines.

serosanguineous (se'ro-sang-gwin'e-us). Noting an exudate or a discharge composed of or containing both serum and blood.

serose'rous. Relating to two serous surfaces; noting a suture, as of the intestine, in which the

edges of the wound are infolded so as to bring the two serous surfaces in apposition.

serositis (se-ro-si'(se')tis) [L. *serosa* + G. -itis.] Inflammation of a serous membrane, orrhorheningitis. **multi'ple s.**, polyorrhorheningitis.

seros'ity. 1. A serous fluid, serum. 2. The condition of being serous. 3. The serous quality of a liquid.

serosynovial (se-ro-si-no'vi-al). Relating to both serum and synovia, or to both a serous and a synovial membrane.

serosynovitis (se-ro-si-no-vi'(ve')tis). Synovitis attended with a copious serous effusion.

serotax'is [L. *serum* + G. *taxis*, a drawing up in line.] Hemospasia or edema of the skin induced by the application of a strong cutaneous irritant.

serother'apy [L. *serum* + G. *therapeia*, treatment.] Orrhotherapy. 1. Treatment of an infectious disease by the injection of an antitoxin or specific serum. 2. The whey-cure.

serotho'rax. Hydrothorax.

seroti'na [L. fem. of *serotinus*, late.] Decidua* serotina or basalis.

se'rous. Relating to, containing, or producing serum. **s. inflamma'tion**, inflammation of a serous membrane, especially when attended with a copious effusion of serum. **s. membrane**, serosa, one of the smooth membranes lining the closed cavities of the body (the pleura, the peritoneum, etc.), and forming the inner coat of a blood-vessel.

se'rovaccina'tion. A process for producing mixed immunity by the injection of a serum, to secure passive immunity, and by vaccination with a modified or killed culture to acquire active immunity later.

serozyme (se'ro-zim) [L. *serum* + G. *zyme*, leaven.] A hypothetical substance formed in the blood plasma, which, upon contact with a foreign body or injured epithelium, reacts with cytozyme to form thrombin; thrombogen.

serpenta'ria (U.S.). Serpentinae rhizoma (Br.), the dried rhizome and roots of *Aristolochia serpentaria*, serpentina, sangree, Virginia snakeroor; stomachic, diuretic, and diaphoretic in doses of gr. 10-30 (0.6-2.0).

serp'entary. Serpentina. **English s.**, bistorta.

serpiginous (ser-pij'in-us) [L. *serpere*, to creep.] Creeping, noting an ulcer or other cutaneous lesion which extends gradually over the surface on one side while usually healing on the other.

serpi'go [L. *serpere*, to creep.] 1. Ringworm. 2. Herpes. 3. Any creeping or serpiginous eruption.

ser'pol, **ser'polet**. Serpyllum.

serpyll'um. The flowering herb, *Thymus serpyllum*, wild thyme, slightly diaphoretic and stimulant, like thyme.

serra'go [L. *serra*, a saw.] Sawdust.

serr'ate, **serr'ated** [L. *serra*, a saw.] Notched, dentate, toothed.

serra'tion [L. *serra*, saw.] 1. The state of being serrated or notched. 2. Any one of the processes in a serrate or dentate formation.

serra'tus [L.] Serrate, serrated; see under *musculus*.

serrefine (sair-fên') [Fr.] A small spring forceps, usually made of wire, used for approximating the edges of a wound or for closing the cut end of an artery during an operation.

serrenoud (sair-né') [Fr. *serrer*, to press, + *naud*, knot.] An instrument for tightening a ligature.

Serres' angle (sair) [Antoine Etienne Renaud Augustin Serres, Parisian physician, 1786-1868.] Metafacial angle. **S.'s glands**, gingival glands.

serr'ulate, **serr'ulated** [G. *serrulatus*, dim. of *serratus*.] Finely serrated.

Serto'li's cells [Enrico Sertoli, Italian biologist, 19th century.] Foot-cells; elongated striated cells in the testicular tubules, to which the spermatids are attached. **S.'s col'umns**, the columnar figures between the spermatoblasts and the aggregations of S.'s cells.



SERTOLI

se'rum, pl. *se'ra* [L. whey.] 1. A clear watery liquid, especially that moistening the surface of serous membranes, or exuded in inflammation of those membranes. 2. The fluid portion of blood obtained after coagulation, distinguished from the circulating plasma in live blood.

antitoxin as prepared for therapeutic use. **Whey**, **anti-s.**, a specific antitoxic or bactericidal s. obtained by inoculating animals with relatively increasing numbers of the pathogenic microorganism against infection by which serum is designed to be protective or curative.

antitox'ic s., a serum containing the antitoxin of the pathogenic microorganism, against infection by which it is protective or curative. **bacteriolytic s.**, a serum containing a lyxin destructive of species of bacteria. **foreign s.**, a s. derived from an animal and injected into an animal of another species or into man.

glyce'rin s., blood containing 5 per cent. of glycerin; used in the cultivation of the tubercle bacillus. **immune s.**, specific s. **inorgan'ic s.**, a solution of various salts, not a serum derived from an animal.

Bardel, **Catani**, **Crocq**, **Cuguillere**, **Hayem**, **Hissac**, **Latta**, **Mathieu**, and **Trumecck**. **mariner s.**, a dilution of sea-water, 83 parts, with spring water, 190 parts, filtered through a germ-proof Berkefeld filter, employed by hypodermic injection to increase cellular resistance to infection and to improve the nutritive processes.

muscle s., fluid remaining after the coagulation of plasma and the separation of myosin. **normal s.**, a s. containing complements and a great variety of inter-bodies, but only a small amount of coagulable material.

it is by increasing the amount of one of the latter now called immune-body, or amboceptor, the normal s. is converted into specific s. **polyvalent s.**, an antistreptococcal s. obtained by inoculating an animal with several species of streptococci. **post-mortem s.**, the mixed serum from a number of individuals used in determining the normal phagocytic activity.

sal'varsanized s., see *salvarsanized s.* **antidiphther'icum** (U.S.), antidiphtheric serum or diphtheria antitoxin, a fluid separated from the coagulated blood of a horse immunized by repeated injections of diphtheria toxin; dose in severe cases, from 1000 units to 5000 units or more as a prophylactic 500 to 1000 units s. lactum whey, the thin fluid which separates when the serum is coagulated.

specific s., a s. containing a very small number of amboceptors which have a specific affinity for a given bacterium or the red cells of one animal in particular, and which serve to destroy the complements in either specific or anti-specific serum to these cellular elements and so to effect their destruction.

se'rumal. Relating to or derived from serum. **cal'culus**, a concretion formed around the root of a tooth; it occurs especially in pyorrhea and differs in color and consistency from salivary calculus, or ordinary tartar.

serum-albu'min. A protein belonging to the group of native albumins, occurring with the globulins.

in the body fluids; it is coagulable by heat, but is not precipitated by magnesium or ammonium sulphate; its chemical formula is $C_{76}H_{122}N_{20}SO_{24}$.

serum-casein (se'rum-ka'se-in). Paraglobulin.

serum-disease*. Local and general symptoms (urticaria, fever, general glandular enlargement, edema, pains in the joints, and occasionally albuminuria) appearing in from 8 to 12 days after an injection of foreign serum; the immediate occurrence of the symptoms is regarded as anaphylactic* in character, denoting a previous injection of the same kind of serum; recovery takes place after a variable period, or in exceptional cases symptoms of collapse appear and sudden death may occur.

serum-glob'ulin. Paraglobulin, a variety of globulin present in the plasma and cells of the blood.

serum-rash. An urticaria or other eruption occurring after an injection of foreign serum; see *serum-disease*.

serum-sick'ness. Serum-disease.

serumuria (se-um-u'ri-ah). Albuminuria.

Servet's or **Serve'tus's** circula'tion [Michel Servet, Spanish physician, burned by Calvin at Geneva, 1509-1553.] The pulmonary circulation.

sesame (ses'-a-me). An herb, *Sesamum indicum*, the seeds of which contain a fixed oil, *oleum sesami*, used as a food.

ses'amoid [G. *sēsamē*, sesame, + *eidos*, appearance.] Resembling in size or shape a grain of sesame.

s. bone, an oval nodule of bone or fibrocartilage in a tendon playing over a joint surface; most common in the metacarpo- and metatarso-phalangeal articulations and other joints of the fingers and toes; the patella is a sesamoid bone, the largest in the body. **s. car'tilage**, (1) a small nodule of yellow fibroelastic cartilage found occasionally on the external border of the arytenoid cartilage of the larynx; (2) a small cartilage usually found in the fibrous tissue connecting the cartilage of the septum with the inferior lateral cartilage of the nose on either side.

sesamoiditis (ses'-a-moy-di'-(de')tis). Inflammation of the sesamoid bones behind the fetlock in the horse.

sesqui- [L.] A prefix denoting one-half more.

sesquiba'sic. Noting a salt with three equivalents of the acid for two of the base.

sesquichlo'ride. A chloride in which the proportion between the chlorine atoms and those of the other element is as three to two.

sesquih'o'ra [L.] An hour and a half; noting in prescription writing the interval between doses.

sesquiox'ide. An oxide in which the proportion between the oxygen atoms and those of the other element is as three to two.

ses'quisalt. A sesquibasic salt.

sesquial'phide. A compound of sulphur with another element in the proportion of three atoms of the former to two of the latter.

sessile (ses'il) [L. *sessus*; *sedere*, to sit.] Having a broad base of attachment not pedunculated.

seta'ceous [L. *seta*, a bristle.] 1. Having bristles. 2. Resembling a bristle.

Sechenoff's center. See *Sechenoff*.

setif'erous [L. *seta*, bristle, + *ferre*, to carry.] Bristly, having bristles.

setigerous (sē-tij'er-us) [L. *seta*, bristle, + *gerere*, to carry.] Setiferous.

set'ton [L. *seta*, bristle.] A wisp of threads or a strip of gauze passed through the subcutaneous tissues, forming an issue.*

seven-barks. Hydrangea.

seven-day fe'ver. A sporadic fever attacking

Europeans in Indian ports; it resembles dengue somewhat yet is apparently distinct from that as well as from malaria and influenza.

Seven Springs, Virginia. The waters evaporated leave a residue containing aluminum sulphate, iron persulphate, magnesium and calcium sulphate, besides other ingredients. This residue is used in cholera morbus, dysentery, and in liver and bowel troubles.

seventh nerve. 1. Nervus facialis. 2. In the older enumeration of the facial nerves, the seventh comprised the facial, called portio dura of the seventh nerve, and the acoustic or auditory, called portio mollis. **s. sense**, visceral sense.*

sev'etol. The trade name of an emulsion said to contain 30 per cent. of a mixture of beef fat, butter, olive oil, lard, and peanut oil.

se'vum [L.] Suet or tallow. **s. præpara'tum** (U.S., Br.), prepared suet, prepared mutton tallow; the internal fat of the abdomen of the sheep, *Ovis aries*, purified by melting and straining; employed in pharmacy in making ointments.

sewage (su'āj). The waste matter, solid and liquid, passing through a sewer.

sewer (su'ur). A pipe or conduit for removing surface water, excrement, and liquid waste.

sewerage (su'ur-āj). A system of sewers for removing excreta, surface water, and kitchen waste in a community.

sewer-gas (su'ur-gas). The foul air of a sewer.

sewing-spasm (so'ing-spasm). An occupation neurosis affecting seamstresses, tailors, and shoemakers, interfering with the use of the needle; seamstress's cramp.

sex [L. *sexus*.] The character or quality which distinguishes between male and female.

sexdigitate (seks-dij'it-tāt) [L. *sex*, six, + *digitus*, finger or toe.] Having six digits on one or both hands or feet.

sexiv'alent [L. *sex*, six, + *valere*, to have strength.] Having a combining power equal to six atoms of hydrogen.

sex'tan. Noting a malarial fever the paroxysms of which recur every sixth day.

sextigrav'ida [L. *sextus*, sixth, + *gravida*, pregnant.] A woman in her sixth pregnancy.

sextipara (seks-tip'ah-rah) [L. *sextus*, sixth, + *parere*, to bear.] A woman who has borne six children in as many pregnancies.

sexto'nol. Trade name of a mixture of six glycerophosphates, as follows: calcium and sodium each 2 grains, iron $\frac{1}{2}$ grain, manganese and quinine each $\frac{1}{4}$ grain, strychnine $\frac{1}{200}$ grain; see *tonol*.

sex'ual. 1. Relating to sex; genital. 2. A person considered in his or her sexual relation or tendencies. **con'trary s.**, an invert. **sec'ondary s. char'acters**, characters, not connected with the genital organs, which are peculiar to one or the other sex, such as the beard in man, the absence of beard or of hair on the chest in woman, etc. **s. aim**, the action toward which a sexual impulse strives. **s. ob'ject**, a person toward whom another is sexually attracted.

sexual'ity. Sex, the quality of sex.

sex'valent. Sexivalent.

shad'ow [A.S. *sceadu*.] Achromatocyte, phantom corpuscle, a decolorized red blood-cell.

shad'owgram. Skiagram.

shadow-nucleus (shad'o-nu'kle-us). A nucleus which has lost its pigment and staining properties.

shad'ow-test. Retinoscopy.

shake [A.S. *scaecan*.] To tremble, to shiver.

shakes. Ague, malarial chill.

sha'king pal'sy. Paralysis agitans.

shank [A. S. *scaenca*.] The tibia, the shin, the leg
shank bone. 1. The tibia. 2. The middle metacarpal (or metatarsal) bone, or cannon* bone, in the horse.

Shann'ondale Springs, West Virginia. Saline-calcichalybeate waters containing carbonic acid and sulphureted hydrogen gas. Three springs. Used by drinking and bathing in various disorders. The summer months.

shaped [A. S. *scapan*, to form.] Formed, of the shape of, resembling.

animal, zooid. anvil, incudiform. arch, arciform. bead, moniliform. beak, rostrate, rostriform, coronoid, coracoid. bed, clinoid. berry, bacciform. bladder, cystoid, cystomorphous, cystiform. boat, navicular. scaphoid. bone-marrow, myeloid. bow, arciform, arcuate. bubble, physaliform. bundle, desmoid, fasciate. chain, catenoid. club, clavate. clavellate, claviform. coin, mummiform, mummular, discoid. comb, pectinate, pectiniform. cone, conical, conoid. crescent, semilunar, meniscoid, crescentic. cross, crucial; cruciform. crown, coronoid. cube, cuboid. cup, arytenoid, calyciform, cotyloid, crateriform, scyphoid. cylinder, cylindrical, cylindroid. D (Greek), deltoid. dart, belemnoid, styloid. disc, discoid. ear, auriform. egg, oval, oviform, ovoid. elbow, anconoid, olecranonoid, olecranal. fan, flabellate, flabelliform. feather, penniform. fiddle, panduriform. fish, ichthyoid. fistula, syringoid. flask, lageniform. forceps, forcipate. funnel, infundibuliform, choanoid. ganglion, gangliform. gland, adeniform. grain, sesamoid. grape, aciniform. acinous; botryoid, racemose, staphylose, staphyloid. heart, cordate; cordiform. hinge, ginglymoid. hook, hamular, ankyloroid, uncinat, unciform. horn, keroid, keratoid, ceratoid. horseshoe, hippocrepian, hippocrepiform. kidney, nephroid, reniform. L (Greek), lambdoid. lattice-work, cancellous. lens, lentiform. lenticular, phacoid. mushroom, fungiform, fungoid. myrtle-leaf, myrtiform. nail, clavate, claviform, gomphoid; onychoid (of finger or toe). needle, acicular. net, retiform, reticulate, reticulous. network, plexiform. nipple, mammillary, mastoid. nucleus, nucleiform, nucleoid. olive, olivary. palate, palatiform. papilla, papilliform. pear, piriform. peg, styloid. penis, phalliform, phalloid, phallic. pine-cone, pineal, piniform. pitcher, urceiform, urceolate. plant, phytoid. ring, annular, cricoid (seal ring). rod, bacteroid, bacterioid, bacilliform. roof, tectiform. root, rhizomorphoid. rope, restiform. round, circular. S (Greek), sigmoid. sac, sacciform. saw, serrate. shield, thyroid, scutiform, scutate, clypeate, clypeiform, clypeastriform. sickle, falciform, falcate. sieve, ethmoid, cribriform, coliform. sphere, spheroid. sleep, hypnoid. spinal cord, myeloid. spindle, fusiform. spiral, helicoid. spleen, splenoid, spleniform. sponge, spongiform, spongioid, spongy. star, asteroid. stone, lithoid, calculous. sword, ensiform, xiphoid. tapeworm, tænioid, teniform, strobiloid. teeth, dentate. tendril, pampiniform. thread, filiform, nematoid. tissues, histoid, histoid. tongue, glossoid. teeth, dentate, denticoid, odontoid, odontinoid. top, turbinat. tree, dendritic, dendroid. tube, tubular, tubiform, canalicular, fistulous, syringoid. ulcer, ulcerous, helcoid. varix, cirroid, variciform, varicoid. vessel, vasiform, vasoform, angiod. violin, panduriform. web, arachnoid, areolar, reticulate. wedge, cuneiform, sphenoid. wing, aliform, pinnate, pterygoid. worm, lumbricoid, vermiform. Y (Greek), hyoid, hypsiloid.

Shar'on Springs, New York. Saline-calcic-sulphureted waters. There is also a chalybeate spring within the limits of the village. The White Sulphur Spring water registers 48° F. Three important springs. Used by drinking and bathing in inflammatory conditions of the eye, rheumatism, gout, paralysis, stiff joints, glandular enlargements, old gunshot wounds, hemorrhoids, congestion of the liver, abdominal plethora, metallic poisoning, syphilis, and other disorders.

Shar'pey's fibers [William Sharpey, British anatomist, 1802-1880.] Connective-tissue fibers by which the periosteum is attached to the underlying bone.

shaven-beard' appear'ance. The finely dotted ap-

pearance of Peyer's patches seen post mortem in cases of typhoid fever.

shawl-muscle. Musculus trapezius.

sheath [A. S. *scath*.] 1. Any enveloping structure such as the membranous covering of a nerve, or blood-vessel. 2. The prepuce of a horse. *dental s.*, *dural s.*, *femoral s.*, see the adjectives. *Henle's s.*, *Mauthner's s.*, *Schwann's s.*, see the proper names.

Sheboygan Mineral Well, Wisconsin. Mucro-saline-sodic-magnesian waters, containing a small amount of bicarbonate of manganese, sulphate of baryta, and biborate of soda. Used by drinking in chronic constipation, dyspepsia, heart and liver disorders, rheumatism, anemia, catarrh, and many other affections.

sheep-pox. Ovinia, a disease similar to cowpox which occurs in sheep.

Sheldon Springs, Vermont. Alkaline-saline-sulphate waters. Four springs. Used by drinking in gastric uric acid gravel, and catarrhal affections of the bladder. The summer months.

Shep'herd's frac'ture. A fracture of the external tubercle (posterior process) of the talus, is sometimes mistaken for a displacement of the trigonum.

Sher'rington's law [Charles Scott Sherrington, English physiologist, contemporary.] Every anterior spinal nerve root supplies a special territory of the skin, which is, however, invaded at intervals by fibers from the adjacent spinal segments.

sherry. A strong white wine originally from Xeres in Spain.

shield [A. S. *scild*.] A protecting screen, such as a lead sheet for protecting the operator from the x-rays, a watch-glass sealed over the sound eye to protect it in a case of gonorrheal ophthalmia, a cap to protect a fissured nipple from injury, an embryonic s., an area of proliferating cells developing ovum in which the primitive streak appears.

Shiga's bacill'us (she'gah) [K. Shiga, Japanese bacteriologist, contemporary.] *Bacillus dysentericus* Shiga-Kruse bacill'us (she'gah-kru'seh). Shiga's bacillus.

shimamushi disease' (she-mah-moo'she) [Jap. *shima*, island, + *mushi*, bug.] Japanese river fever shin [A. S. *scina*.] The anterior portion of the leg s. bone, tibia.

shingles (shing'glz) [L. *cingulum*, girdle.] Herpes zoster.

shirt-stud ab'scess. A bilocular abscess, the two cavities being connected by a short narrow sinus.

shiv'er. 1. To shake or tremble, especially in cold. 2. A tremor, a slight chill.

shiv'ering. 1. Trembling from cold or fear. 2. A spasmodic affection, resembling chorea, affecting the thigh muscles of the horse.

shock [shake.] 1. A sudden physical or mental disturbance. 2. A state of profound prostration and physical depression consequent upon severe physical injury or an emotional disturbance. *deferred' s.*, a state of shock coming on after a considerable interval after the receipt of the morbid electric s., a sudden violent impression caused by the passage of a current of electricity through any portion of the body. *secondary s.*, a recurrence of the symptoms of shock after apparent recovery from the first attack. *surgical s.*, shock induced by a surgical operation or a trauma.

shod'dy-fe'ver. An influenza-like affection to which workers in rags and shoddy garments suffer.

shoe-boll. Capped elbow.

shoe'makers' spasm. An occupation neurosis, analogous to writer's cramp, from which shoe-makers sometimes suffer.

short cir'cuit. See *circuit*.

shortsight'edness. Myopia.

shot-gun prescrip'tion. See *prescription*.

shot-silk phenom'enon. Shot-silk reflex.*

shoulder (shôl'der) [A.S. *sculder*.] The lateral portion of the scapular region, where the scapula joins with the clavicle and humerus and is covered by the rounded mass of the deltoid. **pegged s.**, the shoulder of a horse, normal in contour, but without full freedom of movement. **s. blade**, scapula. **s. girdle**, see *girdle*. **s. joint**, the joint between the scapula and the humerus, articulatio humeri.

shoul'der-slip. Inflammation of the muscles and tendons of the shoulder-joint in the horse.

show [A.S. *scedw*.] An appearance; specifically the first appearance of blood in beginning menstruation or labor.

show'er [A.S. *scw*.] A short brisk fall of rain. **uric-ac'id s.**, an attack, occurring at times in the gouty, in which the urine contains a large amount of uric acid, considerable gravel composed of this substance being passed.

Shrady's subcutaneous saw [George Frederick Shrady, New York surgeon, 1837-1907.] An instrument consisting of a trocar and fenestrated cannula; when it has been introduced alongside the bone the trocar is withdrawn and a saw, set in a shaft of the same diameter as the trocar, is introduced in its place.

Shrap'nell's mem'brane [Henry Jones Shrapnell, English anatomist, 19th century.] Pars flaccida of the membrana tympani, a small triangular area of the drum membrane whose apex is the malleolar prominence and base the notch of Rivinus.

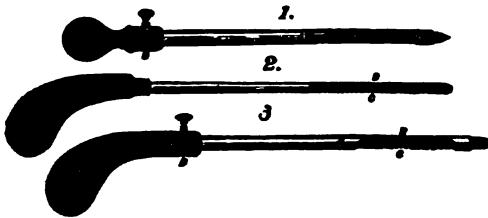
shriv'el. To shrink, to wither, to wrinkle, to lose moisture and contract.

shriv'eling. Kraurosis.

Si. Chemical symbol of *silicon*.

siagonantritis (si-â-gon-an-tri'(tre')tis) [G. *siagôn*, jaw, + *antron*, cave, + *-itis*.] Inflammation of the maxillary sinus.

sial'aden [G. *sialon*, saliva, + *adên*, gland.] A salivary gland.



SHRADY'S SUBCUTANEOUS SAW.

1, Trocar and fenestrated cannula; 2, saw; 3, saw within the cannula in place of the trocar; A, cannula; B, back of the saw; C, cutting edge; D, screw for fastening together cannula and trocar or saw.

sialadenitis (si-al-ad-en-i'(e')tis) [G. *sialon*, saliva, + *adên*, gland, + *-itis*.] Inflammation of a salivary gland.

sialadenoncus (si-al-a-de-non'kus) [G. *sialon*, saliva, + *adên*, gland, + *onkos*, tumor.] A tumor of a salivary gland.

sial'agogue. Sialogogue.

sialapo'ria [G. *sialon*, saliva, + *aporis*, want of.] A deficient secretion of saliva.

sialemesia, sialemesis (si-al-e-me'st-ah, si-al-em'e-sis)

[G. *sialon*, saliva, + *emesis*, vomiting.] Vomiting of saliva or vomiting caused by or accompanying an excessive secretion of saliva.

sial'ic. Salivary.

si'aline. Salivary.

si'alliam, sialis'mus [G. *sialismos*.] Salivation, ptyalism, sialorrhea.

sialodochitis (si-al'o-dô-ki'(ke')tis) [G. *sialon*, saliva, + *dochê*, receptacle, + *-itis*.] Inflammation of the duct of a salivary gland.

sialoductitis (si-al-o-duk-ti'(te')tis) [G. *sialon*, saliva, + L. *ductus*, duct, + G. *-itis*.] Sialodochitis.

sialogenous (si-al-oj'en-us) [G. *sialon*, saliva, + *gennao*, I produce.] Producing saliva, sialogogue.

sialogogic (si-al-o-goj'ik). Sialogogue (r).

sialogogue (si-al-o-gog) [G. *sialon*, saliva, + *agôgos*, drawing forth.] Ptyalagogue. 1. Stimulating the secretion of saliva. 2. An agent which promotes the flow of saliva.

si'alolith [G. *sialon*, saliva, + *lithos*, stone.] A salivary calculus or concretion.

sialolith'asis. The occurrence of salivary calculi.

sialorrh'e'a, sialorrhœ'a [G. *sialon*, saliva, + *rhoia*, a flow.] Sialism.

sialoschisis (si-al-os'ke-sis) [G. *sialon*, saliva, + *schesis*, retention.] Suppression of the secretion of saliva, sialaporia.

sialosemiology (si-al-o-sem-i-ol'o-jî) [G. *sialon*, saliva, + *semeion*, sign, + *-logia*.] The study and analysis of the saliva as an aid to diagnosis.

sialostenosis [G. *sialon*, saliva, + *stenôsis*, a narrowing.] Stricture of a salivary duct.

sialosyrinx (si-al-o-sir'inks) [G. *sialon*, saliva, + *syrinx*, fistula.] A salivary fistula, an unnatural opening into a salivary gland or duct.

Siamese' twins. Joined twins, Chang and Eng by name, born in Siam in 1811, who for many years were exhibited in the United States and finally settled in North Carolina, married, and brought up families. They died in 1874, Chang being found dead in bed one morning, and Eng dying a few hours later. The one dying first was intemperate, but his potations had no effect on the other, although post mortem there was found a communication between the portal system of the two brothers, a thin bar of liver tissue extending through the connecting band. Teratologically the two constituted a xiphopagus.

sibb'ens [Gaelic, *subhag*, raspberry, cf. *frambasia*.] A form of syphilis formerly endemic in Scotland, the lesions of which resembled those of frambœsia.

sib'llant [L. *sibilans*; *sibilare*, to hiss.] Hissing or whistling in character, noting a form of râle.

sib'llus. A sibilant râle.

sibling [A.S., *sib*, relation, + *-ling*, diminutive.]

One of two or more children of the same parents.

sibred (sib'red) [A.S. *sibraeden*, relationship.] Condition of being related, of being children of the same parents.

Sib'son's aortic ves'tibule [Francis Sibson, English anatomist, 1814-1876.] Vestibulum aortæ, the portion of the left ventricle just below the aortic opening, having fibrous walls and affording room for the segments of the closed aortic valve. **S.'s aponeuro'sis**, vertebropleural ligament, attached to the seventh cervical vertebra above and the dome of the pleura below, supporting and strengthening the latter. **S.'s groove**, a groove occasionally seen on the outer side of the thorax formed by the prominent lower border of the pectoralis major muscle. **S.'s notch**, a notch on the left border of pericardial dullness in cases of extensive effusion.

siccant [L. *siccans*; *siccare*, to dry.] Siccative.

siccative [L. *siccare*, to dry.] Drying.

sicchasia (si-ka'zi-ah) [G. *sikchasia*, loathing.] The nausea of pregnancy.

sic'co. Trade name of an iron-protein combination occurring in the form of a brown soluble powder.

siccolabile (sik-o-lab'il) [L. *siccus*, dry, + *labilis*, perishable.] Subject to alteration or destruction on drying.

siccostabile, siccostable (sik-o-stab'il, sik-o-sta'bl) [L. *siccus*, dry, + *stabilis*, stable.] Not subject to alteration or destruction on drying.

sick [A.S. *sæc*.] 1. Ill, unwell, suffering from disease. 2. Nauseated. 3. Menstruating. 4. In childbed.

sick-head/ache. Migraine, megrim.

sick'le-form. The malarial crescent, the primitive sexual form of the parasite of estivoautumnal fever.

sickle-hammed, sickle-hocked (sik'l-hamd, sik'l-hokt). Saber-legged.

sick'le-hocked. A condition in the horse named from the rounded outline of the hock behind, which in conjunction with the thigh and leg, presents a somewhat semicircular outline.

sick'ness. 1. Disease. 2. Nausea. *car s.*, an affection resembling sea-sickness caused by railway riding. *falling s.*, epilepsy. *green s.*, chlorosis. *monthly s.*, menstruation. *morning s.*, the nausea and vomiting of pregnancy. *mountain s.*, a symptom-complex of nausea, vertigo, and prostration experienced by one on ascending to high altitudes. *sea s.*, naupathia. *serum s.*, see *serum*-sickness*.

Si'da [G. *sidē*, pomegranate.] A genus of plants some of which have medicinal properties. *S. asiaticā*, a species of India the leaves of which are used as an application to ulcers. *S. carpinifolia*, a species said to be insecticidal. *S. lanceolata*, a species the root of which is diuretic. *S. rhomboides*, an Indian species the root of which is used in dysentery.

side [A.S. *side*.] One of the two lateral margins or surfaces of a body, midway between the front and back.

side-bones. Ossified cartilages on either side of the coffin bone in the horse.

side-chain, side-chain theory. See under *chain*.

sid'erans [L. *sidus*, star.] Fulminating.

sidera'tion [L. *siderari*, to be planet struck.] Any sudden attack, as of apoplexy.

sid'erism, sideris'mus [G. *sidēros*, iron.] Metallotherapy.

siderodromophobia (sid'er-o-drom-o-to'fō-bi-ah) [G. *sidēros*, iron, + *dromos*, road, + *phobos*, fear.] Morbid fear aroused by the sight, or sometimes thought, of a railway, a locomotive, or a train of cars.

sid'erol. Trade name of a preparation said to contain beef essence and iron and phosphorus in organic combination; recommended as a hematuric in anemia, neurasthenia, rickets, and general debility.

sid'erophil, sid'erophile [G. *sidēros*, iron, + *philos*, fond.] 1. Absorbing iron. 2. A cell or tissue which contains iron.

siderophilous. Siderophil (1).

sid'erophone [G. *sidēros*, iron, + *phōnē*, sound.] An electrical device for detecting a bit of iron in the eyeball, its presence causing the instrument to sound.

sid'eroscope [G. *sidēros*, iron, + *skopēō*, I view.] A very delicately poised magnetic needle for the detection of the presence and location of a particle of iron or steel imbedded in the eyeball.


sidero'sis [G. *sidēros*, iron.] 1. A form of parasiticooniosis due to the presence of iron dust. 2. A grinder's disease, scissors-grinder's disease, grinder's asthma, etc. 3. A reddish brown or greenish discoloration of the iris and less due to the presence of a particle of iron in the tissue. 4. Discoloration of any part by an iron pigment when the iron is derived from the blood. 5. A condition called *hematogenous s.*, when derived from an iron foreign body it is called *extraneous s.* 6. An excess of iron in the blood.

sid'erous. Containing or composed of iron.

sid'onal. Piperazin quinate. *new s.*, the antidote of quinic acid proposed as a substitute for the original sidonal.

Siebold's operation (ze'bolt) [Gaspard von Siebold, German surgeon, 1736-1807.] Hebetomy.

Siegle's otoscope (ze'gleh) [Emil Siegle, German otologist, *1833.] An ear speculum with a bulbous attachment by which the air pressure can be varied, thus imparting movement to the membrana tympani while under inspection.



SIEGLE'S OTOSCOPE.

sieve (siv) [A.S. *sife*.] A diaphragm of a coarse-meshed fabric, horsehair, wire, etc., used for separating the finer from the coarser parts of air, broken or powdered matter. *s. bone*, ethmoid bone. *s. plate*, lamina cribrosa of the ethmoid.

sig. Abbreviation of L. *signa*, write; used in the introduction of the signature in a prescription.

Sigault's operation (se-go') [Jean Rene Sigault, French surgeon, 18th century.] Symphysectomy.

sigh (si) [A.S. *secan*.] 1. To make an audible inspiration and expiration under the influence of some emotion. 2. A deep inspiration, usually involuntarily under the influence of some emotion, followed by an audible expiration.

sight [A.S. *gesihth*.] Vision, the ability or faculty of seeing. *day s.*, night blindness, nyctalopia. *far s.*, hyperopia. *long s.*, hyperopia. *near s.*, myopia. *night s.*, day blindness, hemeralopia. *old s.*, presbyopia. *second s.*, an improvement in near vision in the aged, sometimes caused by swelling of the crystalline lens in incipient cataract. *short s.*, myopia.

sig'matium [G. *sigma*, the letter s.] A form of stammering in which pronunciation of the letter s is imperfect.

sig'moid [G. *sigma*, letter S, + *eidōs*, form.] Resembling in outline the letter S or one of the letters of the Greek sigma (Σ or σ). *s. flexure*, the sigmoid flexure, a Romanum; the lower curved portion of the colon, from the level of the caecum to its junction with the rectum. *s. cavity*, the *radus*, incisura ulnaris. *s. sausage*, the sigmoid flexure.

sigmoidec'tomy [sigmoid + G. *ektomē*, excision.] Excision of the sigmoid flexure.

sigmoiditis (sig-moy-di'(de')tis). Inflammation of the sigmoid flexure.

sig'moidopexy [G. *sigmoidēs*, sigmoid, + *pēxis*, fixation.] Operative attachment of the sigmoid colon to the belly wall for the relief of prolapse of the rectum.

sigmoidoproctostomy (sig-moy"do-prok-tos'to-mē) [G. *sigmoidēs*, sigmoid, + *proktos*, anus, + *stoma*, mouth.] Establishment of an artificial anus by opening into the junction of the sigmoid colon and the rectum.

sigmoid'oscope [G. *sigmoidēs*, sigmoid, + *skopēō*, I view.] A long speculum for viewing the cavity of the sigmoid colon.

sigmoidos'copy. Inspection, through a speculum, of the interior of the sigmoid colon.

sigmoidos'tomy [G. *sigmoidēs*, sigmoid, + *stoma*, mouth.] Establishment of an artificial anus by opening into the sigmoid colon.

sign [L. *signum*, mark.] 1. A symptom, especially a phenomenon, already present or produced by some maneuver, indicating a certain disease or morbid state. 2. An abbreviation or symbol. 3. Signature (3). **Abadie's s.**, **Ahlfeld's s.**, **Allis's s.**, for these and the other eponymic signs, see the proper names. **access'ory s.**, a symptom usually though not always present in a disease. **antece'dent s.**, a prodromic s. **assi'dent s.**, accessory s. **coin s.**, bellmetal resonance.* **card'iac s.**, see *cardiac*. **commem'orative s.**, a phenomenon pointing to the previous existence of some disease other than the one present at the time. **controlat'eral s.**, Brudzinski's sign (1). **echo s.**, the involuntary reduplication of the last syllable or word in a sentence. **lig'ature s.**, in cases of hemophilia the application of a ligature, not very tightly drawn, around a limb will cause the production of echymoses in the peripheral portion of the member. **neck s.**, Brudzinski's sign (2). **object'ive s.**, one that is evident to the examiner. **phys'ical s.**, one that is elicited by auscultation, percussion, or palpation. **spi'nal s.**, the spinal muscles are in a state of tonic contraction on the affected side in pleurisy. **sub'jective s.**, one that is perceived only by the patient, not objective.

sign'a. Imperative of *L. signare*, to write, a word used to introduce the signature in a prescription, abbreviated to *S.* or *sig.*

signature (sig'na-tūr). 1. The part of a prescription* containing the directions to the patient. 2. Some marking on, or the color or shape of, a plant or mineral, supposed to be symbolical or indicative of its therapeutic virtues. **doctrine of sig'natures**, the teaching that a signature is an indication of the therapeutic virtues of a plant or mineral.

sig'naturist. One who, like the followers of Paracelsus, believed in the doctrine of signatures.

Signorelli's sign (sēn-yor-el'le) [Angelo Signorelli, Italian physician, contemporary.] Tenderness on pressure in the glenoid fossa in front of the mastoid process in meningitis.

sil'hamine. Fluoride of silver, a light gray hygroscopic powder; employed for urethral and vesical irrigations in solution of 1:1000.

sil'berol. A trade name for silver sulphocarbolate, silver phenolsulphonate, or silver phenylsulphonate; soluble in water and contains 38 per cent. of metallic silver; used in gonorrhea and in conjunctivitis.

sil'ica. Dioxide of silicon, silicic anhydride, SiO_2 . **sil'icate**. A salt of silicic acid. **s. of so'dium**, soluble glass; see under *sodium*.

silicea (si-lis'e-ah). The homeopathic preparation of silica triturated with sugar of milk; employed in the treatment of boils and carbuncles, rickets,

chronic headache, and bromidrosis of the feet, in doses of the 6th to 200th potency.

silicic (sil-is'ik). Relating to silica or silicon. **s. acid**, one of several colloid acids, solutions of which in water are obtained by treating silicates, but which have not been isolated in a free state. **s. anhy'dride**, silica, silicon dioxide.

silicious (sil-is'-i-us). Containing silica.

Silicoflagell'ida [*silicon* + *flagellum*.] An order of *Zoömastigophora*, the individuals of which have an open skeletal framework of silicon and one flagellum.

silicoflu'oride. A compound of silicon and fluorine with another element.

sil'icon [L. *silex*, flint.] A very abundant non-metallic element, symbol *S*; atomic weight 28.3; like carbon it is obtained in three allotropic forms; it does not exist in a free state in nature.

silico'sis [L. *silex*, flint.] A form of lung-dust disease or pneumoconiosis, due to the inhalation of stone-dust; stone-masons' disease, potters' consumption.

siliqua (sil'-kwah). In botany a dry dehiscent fruit with two carpels, occurring in the *Cruciferae*.

sil'iqua oli'væ [L. the husk of the olive.] The ectal arcuate fibers, white fibers which pass over the lower portion of the olive in the medulla oblongata.

silique (si-lék') [Fr.; L. *siliqua*, husk, pod.] A long slender pod, like that of the mustard plant.

sil'iquose. Resembling a siliqua; noting a form of cataract resulting in shrivelling of the lens with calcareous deposit in the capsule.

silk'weed. *Asclepias*.

silk'worm gut. A suture material obtained by drawing out in a single thread the fluid silk in a silkworm just ready to spin its cocoon.

Sil'pha [G. *silphē*, a beetle.] A genus of beetles the carrion beetles, which feed upon dead animal matter.

sil'phium. The rhizome of *Silphium perfoliatum*, Indian cup, a plant of North America employed as a tonic alternative in doses of $\frac{3}{4}$ –1 (2.0–4.0) of a fluidextract.

sil'ver [A.S. *seolfor*.] Argentum; a metal of lustrous white color, of a specific gravity of 10.4 to 10.7; one of the elements, symbol *Ag*, atomic weight 107.88. **colloid'al s.**, collargol. **s. ac'etate**, argenti acetat. **s. acetguai'acol-trisul'phonate**, s. eosolate, argenti* eosolas. **s. albu'minate**, largin. **s. ar'senite**, argenti arsenis. **s. ca'seinate**, argonin. **s. chlo'ride**, argenti chloridum. **s. cit'rate**, itrol. **s. cy'anide**, argenti cyanidum. **s. eo'solate**, argenti eosolas. **s. ethylenedi'amine**, argentamine. **s. flu'oride**, silbamine, tachiol. **s. gel'atose**, albargin, albargol. **s. ich'thyolate**, ichthargan, ichthargol. **s. i'odate**, argenti iodos. **s. i'odide**, argenti iodidum. **s. lac'tate**, actol. **s. ni'trate**, argenti nitras. **s. nu'cleinate**, nargol. **s. ox'ide**, argenti oxidum. **s. oxyquin'oline-sul'phonate**, argentol. **s. phenolsul'phonate**, s. phenylsul'phonate, silberol. **s. phos'phate**, a yellow amorphous powder, insoluble in water. **s. pic'rate**, picratol. **s. protal'binat**, largin. **s. pro'tein**, protargol, novargan. **s. pro'teinate**, novargan. **s. quinasep'tolate**, argentol. **s. sodio-ca'seinate**, argonin. **s. sul'phate**, argenti sulphas. **s. sulphocar'bolate**, silberol. **s. vitell'in**, argyrol.

silver-fork deform'ity. The deformity resembling the curve of the back of a fork seen in Colles's fracture.

sil'ver-leaf. *Stillingia*.

Silves'ter's meth'od [Henry Robert Silvester, English physician, 1829–1908.] Artificial respiration

effected, the patient being on his back, by raising the arms upward by the sides of the head, keeping them there two seconds, then turning the arms down and pressing them firmly against the chest for two seconds. Called by Silvester the physiological method.

sim'ba. The seeds of the cedron fruit, *Simaba cedron*, a small tree of South America, antidiyspeptic, antiperiodic, and antispasmodic, in doses of $\text{gr} 2-5$ (0.13-0.3) of a fluidextract.

simaruba (sim-ah-ru'bah). The root-bark of *Simaruba amara* and *S. glauca*, small trees of tropical America, employed as a bitter tonic in doses of $\text{gr} 10-20$ (0.6-1.3) of a fluidextract.

simil'la simil'ibus curan'tur [L. likes are cured by likes.] The homeopathic formula expressing the law of similars, or the doctrine that any drug which is capable of producing morbid symptoms in the healthy will remove similar symptoms occurring as an expression of disease. Another reading of the formula, the one employed by Hahnemann, the founder of Homeopathy, is *similia similibus curentur*, let likes be cured by likes; this is called by homeopathic writers a rule of art, the other formula being regarded as expressing a law of nature.

simil'imum, simill'imum [L. *simillimus*, most like.] In homeopathy, the remedy indicated in a certain case because the same drug, when given to a healthy person, will produce the symptom complex most nearly approaching that of the disease in question.

Si'mon's opera'tion [John Simon, English surgeon and obstetrician, 1824-1876.] Repair of a ruptured perineum by suturing first the vaginal mucous membrane and then the cutaneous surface.

Simon's opera'tion (ze'mon) [Gustav Simon, German surgeon, 1824-1876.] 1. Colpocleisis. 2. March-wald's* operation. S.'s posi'tion, a position for vaginal examination, the woman lying on the back with hips elevated, thighs and legs flexed, and thighs widely separated; Edebohls' position.

Simon's sep'tic fac'tor (si'mon) [Charles E. Simon, American physician, *1866.] In pyogenic infections there is always a diminution or absence of the eosinophiles associated with an increase of the neutrophils in the blood. S.'s sign, in incipient meningitis in children the movements of the diaphragm are dissociated from those of the thorax.

Simon's symp'tom (ze'mon). Polyuria occurring in cases of cancer of the breast, due to metastases to the hypophysis cerebri.

Simonart's threads (se-mö-nar') [Pierre Joseph Cécilien Simonart, Belgian obstetrician, 1817-1847.] Fibrous bands passing between the fetus and the amnion, due to the stretching of adhesions by the accumulation of fluid.

Simo'nea folliculo'rum. *Demodex folliculorum*.



SIMS' POSITION.

Simonelli's test (se-mo-nel'le) [F. Simonelli, Italian physician.] Of renal adequacy: iodine is given internally and if it appears at the same time in the urine and the saliva the kidneys are sound.

sim'ple [L. *simplex*.] 1. Plain, not complicated, not compound. 2. A medicinal herb.

sim'pler, sim'plis't. An herb-doctor, one who treats disease with simples.

Simp'son's for'ceps [Sir James Young Simpson, Scottish obstetrician, 1811-1870.] An obstetrical forceps (see cut under *forceps*).

Simp'son's plug or splint [William Kelly Simpson, New York laryngologist, 1855-1914.] A compressed cotton tampon, cut to shape, inserted in the nasal fossa to retain the parts after operation on the septum, or to plug the nares in epistaxis.

Sims' posi'tion [J. Marion Sims, American gynecologist, 1813-1883.] To facilitate a vaginal examination, the woman lying on the side with the under arm behind the back, the thighs flexed, the upper one more than the lower. S.'s spec'ulum, a double duck-bill vaginal speculum.

sim'ul [L.] At once, at the same time; **Sim'ula** a term used in the signature of a prescription. **simu'la'tion** [L. *simulare*, to imitate, to feign.] 1. Imitate, said of a disease or symptom which resembles another. 2. Malingering, feigning illness.

Simu'lium. A genus of biting gnats or midges including the black-flies and buffalo-gnats of North America.

sim'ulo. The seeds of *Capparis coriacea*, often employed in hysteria and epilepsy in doses $\text{gr} 1-2$ (4.0-8.0) of a tincture.

sin'al'bin [*sinapis alba*, white mustard.] A fluid in white mustard from which acrinyl cyanide is formed by the action of myrrasin.

sin'amine. Allyl cyanamide derived from white mustard.

sin'apine. A base, $\text{C}_{10}\text{H}_{13}\text{NO}_4$, not obtained as a free state, existing as a sulphocyanate in white mustard.

Sina'pis [G. *sinapi*, mustard.] A subgenus *Brassica*, cruciform plants, including mustard and al'ba (U.S.), s. al'bossem'ina (Br.), white mustard, the ripe seed of *Sinapis alba*; the powder is stomachic in small doses, emetic in large doses; externally is rubefacient and counterirritant, employed in the form of poultices or pedicures.

ni'gra (U.S.), **sina'pis ni'gram sem'ina** (Br.) black mustard, the ripe seed of *Brassica nigra*; used for the same purposes and in the same way as white mustard.

sinapis'copy [G. *sinapi*, mustard, + *scopos*, examine.] The testing of disorders of secretion by the application of mustard to the skin.

sin'apism. A mustard plaster.

sin'apize. To treat or mix with mustard.

sinap'olin. Diallyl urea, obtained from white mustard.

sincipital (sin-sip'tal). Relating to the sinciput.

sin'ciput, gen. **sincip'itis** [L. half of the head.] The upper half of the cranium; in a restricted sense the anterior part of the head just above the eyebrows, including the forehead.

sin'ew [A.S. *sinnu*.] 1. A tendon. 2. Popularly in plural, nervous and muscular strength. **sin'gular** s., ganglion (3).

sin'g. Abbreviation of *singular*, and of *L. singularum*, of each.

sin'gers' nodes or nod'ules. Chorditis tubercula.

sin'gulat'ion [L. *singultus*, hiccup.] Hiccuping.

sin'gul'itus. Relating to hiccups.

sin'gul'tus [L.] A hiccup.

sin'igrin [*sinapis nigra*.] Potassium myrrasin glucoside in black mustard from which the black tile oil of mustard, allyl isothiocyanate, is formed by the action of myrrasin.

sinis'ter, *f. sinis'tra*, neut. *sinis'trum* [L.] 1. Left.
 2. (sin-'is-ter). Of evil import, of bad prognosis.
sinis'trad (sin-'is-trad, sin-'is-trad) [L. *sinister*, left, + *ad*, to.] Toward the left side.
sinis'tral (sin-'is-tral, sin-'is-tral). Relating to the left side, left, sinister.
sinis'traur'al [L. *sinister*, left, + *auris*, ear.] Left-eared; noting one who hears more distinctly with the left ear.
sinis'trin. A levorotatory substance, resembling dextrin in other respects, obtained from squill.
sinis'trocer'ebral [L. *sinister*, left, + *cerebrum*, brain.] Relating to the left cerebral hemisphere.
sinis'trocular [L. *sinister*, left, + *oculus*, eye.] Left-eyed; noting one who uses the left eye by preference in monocular work, such as the use of the microscope.
sinis'troman'ual [L. *sinister*, left, + *manus*, hand.] Left-handed.
sinis'trop'edal [L. *sinister*, left, + *pes*(*ped*-), foot.] Left-footed; noting one who uses the left leg by preference, in hopping for instance.
sinis'trose (sin-'is-tros) [*sinister*, left, + *versus*; *ver-tere*, to turn.] Turned or twisted to the left.
sinis'trotro'ic. A levorotatory sugar, levulose.
sinis'trotorsion (sin-'is-'tro-tor'shun). A turning or twisting to the left.
sinis'trous. Sinistral.
sin'al'ka. Choline in mustard, combined with sinapic acid in sinapine.
sin'uate. Sinuous.
sinu'al, *sinu-auric'ular*. Relating to the sinus venarum and the right atrium of the heart.
sinu'itis (sin-u-i('e)'tis) [L. *sinus* + G. *-itis*.] Inflammation of the lining membrane of any sinus, especially of one of the accessory sinuses of the nose, sinusitis. frontal s., metopanitritis.
sin'u'ous [L. *sinuosus*.] Tortuous, bending in several directions.
sin'us, pl. (Eng.) *sin'uses*, (L.) *sinus* [L. bay, hollow.]
 1. A channel for the passage of blood, which has not the coats of an ordinary blood-vessel; such are the blood-passages in the gravid uterus or those in the cerebral meninges. 2. A hollow in bone or other tissue; antrum. 3. A fistula or tract leading to a suppurating cavity.
 a. *sin'us par'vus*, s. of the small wing (of the sphenoid bone), s. sphenoparietalis [BNA].
 a. *sin'us val'salvæ*, s. Valsalvæ, the space between each semilunar valve and the wall of the aorta.
 a. *sin'us bas'il'aris*, plexus basilaris [BNA].
 a. *sin'us cavern'o'sus*, cavernous sinus, a paired blood-sinus on either side of the sella turcica, the two being connected by anastomoses, the anterior and posterior intercavernous sinuses in front and behind the hypophysis respectively, making thus the circular sinus.
 a. *sin'us circula'ris*, a venous ring around the hypophysis, formed by the cavernous and the two intercavernous sinuses.
 a. *sin'us cor'o'nar'ius*, a short trunk receiving most of the veins of the heart, running in the sulcus between the left atrium and ventricle, and emptying into the right atrium between the inferior vena cava and the atrio-ventricular orifice.
 a. *sin'us costomedias'tinal'is*, see *sinus pleurae*.
 a. *sin'us ethmoid'al'is*, one of the air-cells or spaces in the ethmoid bone.
 a. *sin'us front'al'is*, frontal sinus; a hollow formed on either side by the separation of the two plates of the frontal bone, beneath the superciliary ridge; it communicates by the infundibulum with the nasal fossa of the same side.
 a. *sin'us intercavern'o'sus ante'rior*, anterior intercavernous s., see *sinus cavernosus*.
 a. *sin'us intercavern'o'sus poste'rior*, posterior intercavernous s., see *sinus cavernosus*.
 a. *sin'us jugula'ris*, one of three enlargements of the jugu-

lar veins; that of the external jugular (*s. j. externa*) is between the two sets of valves; those of the internal jugular (*s. j. interna*) are at the origin (*bulbus superior*) and near the termination (*bulbus inferior*).

a. *sin'us lactif'er'us*, ampulla, a circumscribed spindle-shaped dilatation of the lactiferous duct just before it enters the nipple.

a. *sin'us laryn'gis*, ventriculus laryngis [BNA].

a. *sin'us longitudina'lis*, s. sagittalis [BNA].

a. *sin'us mastoid'eus*, one of the cells in the mastoid process of the temporal bone.

a. *sin'us maxilla'ris* [BNA], maxillary sinus, antrum of Highmore; an air cavity in the body of the superior maxilla, communicating with the middle meatus of the nose.

a. *sin'us Mey'eri*, see *Meyer*.

a. *sin'us obli'quus*, oblique s., a pericardial fold covering the posterior aspect of the left atrium (auricle) between that and the esophagus.

a. *sin'us occipita'lis*, an unpaired vessel commencing at the confluens sinuum and passing downward in the base of the falx cerebri to the foramen magnum where it bifurcates and passes to the transverse sinus and the venous plexus of the upper cervical vertebrae.

a. *sin'us paranas'al'is*, accessory nasal sinus, one of the cavities in the bones of the face lined by mucous membrane continuous with that of the nasal cavities; these sinuses are the frontal, sphenoidal, maxillary, and ethmoidal.

a. *sin'us parasinoid'eus*, parasinoidal sinus, lacuna lateralis, one of a number of irregular spaces in the dura mater communicating with one of the cranial blood-sinuses.

a. *sin'us petro'sus infe'rior*, inferior petrosal s., a paired sinus running in the groove on the petro-occipital fissure connecting the cavernous sinus with the bulb of the internal jugular vein.

a. *sin'us petro'sus supe'rior*, superior petrosal sinus, a paired sinus in the groove on the pyramid of the temporal bone, connecting the cavernous sinus with the transverse sinus.

a. *sin'us phrenicocosta'lis*, see *sinus pleurae*.

a. *sin'us pirifor'mis*, recessus piriformis [BNA].

a. *sin'us pleu'ræ*, two recesses of the pleura, one behind the sternum and costal cartilages (*s. costomedias'tinalis*), the other between the diaphragm and chest wall (*s. phrenicocostalis*).

a. *sin'us p'ocula'ris* [cap-cavity], utriculus* prostaticus [BNA].

a. *sin'us prosta'ticus*, s. *p'ocularis*, utriculus* prostaticus [BNA].

a. *sin'us rect'al'is*, one of the grooves, with pocket-like recess at the lower end, separating the rectal columns.

a. *sin'us rec'tus*, straight s., tentorial s., an unpaired sinus in the posterior part of the falx cerebri where it is attached to the tentorium cerebelli, it passes horizontally to the confluens sinuum.

a. *sin'us rena'lis*, the cavity of the kidney, containing the calyces and pelvis.

a. *sin'us rhomboid'al'is*, rhombocœlia, a dilatation of the central canal of the spinal cord in the lumbar region.

a. *sin'us sagitta'lis infe'rior* [BNA], s. longitudinalis inferior, an unpaired sinus in the lower margin of the falx cerebri, running parallel to the sinus sagittalis superior and emptying into the sinus rectus.

a. *sin'us sagitta'lis supe'rior* [BNA], s. longitudinalis superior, an unpaired sinus in the sagittal groove, beginning at the foramen cœcum and terminating at the confluens sinuum.

a. *sin'us sigmoid'eus*, the S-shaped portion of the s. lateralis lying on the mastoid process of the temporal bone and the jugular process of the occipital bone.

a. *sin'us sphenoparieta'lis* [BNA], s. *sin'us alæ parvæ*, a paired sinus beginning on the parietal bone, running along the posterior margin of the lesser wing of the sphenoid, and emptying into the cavernous sinus.

a. *sin'us tar'sal*, tarsal s., a hollow or canal formed by a broad groove in the talus, just anterior to the posterior articular facet (*sulcus tali*), and a corresponding groove in the calcaneus (*sulcus calcanei*).

a. *sin'us termina'lis*, the vein bounding the area vasculosa in the blastoderm.

a. *sin'us transver'sus* [BNA], transverse s., (r) lateral s., it begins at the internal occipital protuberance (at the confluens sinuum), the right as the continuation

of the superior sagittal, the left of the straight sinus, and at the jugular foramen becomes continuous with the internal jugular vein; (2) a passage in the pericardial sac between the tubular sheath covering the origins of the great vessels and the atria, or auricles.

s. tympani, sinus of the tympanum; a small circular depression between the vestibular and cochlear fenestrae on the inner wall of the tympanum.

s. Valsalvæ, **s. aortæ**.

s. venarum, **s. venarum cavarum**, the portion of the cavity of the right atrium (auricle) of the heart which receives the blood from the *venæ cavæ*; it is separated from the rest of the atrium by the *crista terminalis*.

s. venosus, *sacculus reuniens*, the posterior of the four dilatations of the primitive tubular heart; the cavity at the posterior end of the cardiac tube in the embryo, in which the veins from the body unite; in the course of development it forms the termination of the *venæ cavæ*, the portion of the right auricle between the orifices of these vessels, and the coronary sinus.

s. venosus scleræ (BNA), venous s. of the sclera, canal of Schlemm or of Lauth, a ring-like vein in the sclera, near its anterior edge, encircling the cornea.

straight s., **s. rectus**.

sinusitis (si-nus-i('e')tis). Sinuitis.

sinusoid [L. *sinus* + G. *eidos*, resembling.] 1. Resembling a sinus. 2. A blood-space in certain organs, as the spleen, liver, and pancreas. 3. In mathematics, a sine-curve.

sinusoidal (si-nus-oy'dal). Relating to a sinusoid. **s. current**, an alternating induced electrical current in which the two current strokes are equal, the graphic illustration of the current being a sine-curve, or sinusoid.

sinusoidalization. The application of a sinusoidal current; d'Arsonvalization.

SiO₂. Silicic anhydride, silicon dioxide.

siphon [G. *siphōn*, a pipe.] 1. A bent tube or pipe having legs of unequal length; when the shorter leg is inserted in a vessel containing a liquid and suction is made on the longer leg so as to bring the liquid over the bend into the longer leg, the liquid will continue to flow through the siphon until the vessel is empty. 2. A bottle containing a liquid charged with carbonic acid, with a glass tube running to the bottom of the bottle; when a stop-cock at the upper end of the tube is opened, the presence of the carbonic acid gas forces the liquid out.

siphonage. Washing out the stomach or other cavity by means of a siphon.

siphonoma [G. *siphōn*, tube, + *-ōma*.] A neoplasm of tubular structure.

siren-limb [L. *siren*, a mermaid.] Union of the two lower limbs with partial separation of the feet, *sirenomelus*; see cut under *sympus*.

sirenomyelia. A monstrosity in which the two lower limbs are fused into one.

sirenomelus [G. *seirēn*, mermaid, + *melos*, limb.] A monster with fusion of the lower limbs.

siri'asis [G. *seiriasis*, from *seiriadō*, I am hot.] Sun-stroke.

sir'olin. Trade name of a 10 per cent. solution of thiocol in syrup, recommended in the treatment of tuberculosis in doses of 3 1-2 (15.0-30.0).

sir'up. Syrup.

sismoth'er'apy [G. *seismos*, shaking, + *therapeia*, treatment.] Vibratory massage.

sit'fast. A small hard cutaneous tumor on the back of a horse, often resulting from the induration of a neglected warble.

sitiel'gia (sit-i-tr'ji-ah) [G. *sition*, food, + *eirgō*, I refuse.] Refusal to take food.

sitiol'ogy [G. *sition*, food, + *-logia*.] Sitology.

sitioma'nia [G. *sition*, food, + *mania*, frenzy.] Sitomania, bulimia.

sitopho'bia [G. *sition*, food, + *phobos*, fear] *s. phobia*.

Sitka Hot Springs, Alaska. The waters are said to contain iron, sulphur, manganese, and calcium. 120° F. Four springs. Used by drinking and bathing in syphilis, rheumatism, diseases of skin and blood. The spring months.

sitol'ogy [G. *sitos*, food, + *-logia*.] Dietetics.

sitoma'nia [G. *sitos*, food, + *mania*, frenzy] *s. bulimia*.

sitopho'bia [G. *sitos*, food, + *phobos*, fear] *s. phobia*, insane fear of taking food.

sitotoxin. Any poison developing in grain.

sitotox'ism [G. *sitos*, grain, + *toxismos*, poisoning.] Poisoning by spoiled or fungous grain.

si'tus [L.] Site, situation. **s. inversus**, *situs inversus*, position of the viscera, the liver being on the side, the heart on the right, etc. **s. perversus**, malposition of any viscus. **s. transversus**, *situs inversus*.

sitz-bath [Ger. *sitzen*, to sit.] Hip-bath, in which the bather sits in a small tub.

sixth nerve. Nervus abducens.

Sjögqvist's meth'od (syô'kvist) [John August Sjögqvist, Swedish physician, *1863.] The use of a mixture in the determination of the amount of urea in the urine.

Skagg's Hot Springs, California. Carbonated waters, 120° F. to 140° F. Four springs. Used by drinking and bathing in neuralgia, sciatica, rheumatism, and disorders of the kidneys and bladder. The entire year.

skat'ol, **skatol'ogy**, etc. Scatol, scatology, etc. **skain** (skân) [Gael. *sgreinnidh*, hempen thread.] The coiled thread of chromatin seen in the stage of mitosis. **test skains**, *skains* of various colors used in testing for color-blindness by Holmgren's method.

skel'al'gia [G. *skelos*, leg, + *algos*, pain] *s. neuralgia*.

skel'etal. Relating to the skeleton. **s. muscle**, muscle connected at either or both ends with the bony framework of the body.

skeletiza'tion. Extreme emaciation, "reduction to a skeleton."

skeletogenous (ske-lê-toj'en-us) [G. *skelēton*, *gennadō*, I produce.] Producing a skeleton, bony framework, osteogenic.

skeletol'ogy [G. *skeleton* + *-logia*.] The anatomy and of mechanics dealing with the skeleton.

skel'eton [G. *skeletos*, dried.] 1. The bony framework of the body in vertebrates (*endoskeleton* or *neuroskeleton*) or the hard outer envelope (*exoskeleton* or *dermoskeleton*). 2. All the parts remaining after the destruction and removal of the soft parts; this includes ligaments and cartilages as well as bones. 3. All the bones of the skeleton collectively. **appendic'ular s.**, the bones of the limbs. **ax'al s.**, the skeleton of the head and trunk. **vis'ceral s.**, the skeleton of the viscera—the part of the skeleton which forms the sternum, ribs, and innominate bones; *splanchnic skeleton*.

Skene's glands [Alexander Johnston Skene, American gynecologist, 1834-1904.] Para-urethral glands, which see under *glands*. **skeocytosis** (ske-o-si-to'sis) [G. *skelos*, bone, + *cytis*, cell, + *-ōsis*.] Deviation to the left, *skeosis*. **skew**. 1. Squint, strabismus. 2. A spotted horse. **s. muscle**, *semispinalis*, a muscle of the back, one passing upward and the other downward.

ski'agram [G. *skia*, shadow, + *gramma*, a writing.]

A print made from a photographic plate exposed to the action of the *x*-rays, an *x*-ray photograph.

ski'agraph. Skiagram.

ski'agraphy [G. *skia*, shadow, + *graphō*, I write.]

The making of *x*-ray photographs, the passage of *x*-rays through a more or less solid substance, such as part of the body, in front of a photographic plate; the softer parts through which the rays penetrate readily appear in light shadow, the bones and other more solid structures appear in darker shadow on the plate.

skiam'eter [G. *skia*, shadow, + *metron*, measure.]

A device for measuring the intensity or penetrating power of the *x*-rays.

ski'ascope [G. *skia*, shadow, + *skopeō*, I examine.]

An instrument employed in skiascopy.

skias'copy [G. *skia*, shadow, + *skopeō*, I examine.]

1. Retinoscopy. 2. Fluoroscopy.

skin [A.S. *scinn*.] The membranous covering of the body, cutis, integumentum commune [BNA].

decid'uous s., keratolysis. **elas'tic s.**, cutis

elastica. **glos'sy s.**, shining atrophy of the skin,

usually of the hands, following injury of the nerve supplying the part. **loose s.**, dermatolysis.

parchment s., atrophy of the skin. **true s.**, cutis vera, corium, derma.

absence, **adermia**, **atrophy**, **dermatrophia**, **atropho derma**, **iodermia**, **beneath**, **hypodermic**, **hypoder matic**, **subcutaneous**, **bleeding from**, **dermatorrhagia**, **hemidrosis**, **hematopedesis**, **blistering**, **epispastic**, **vesicant**, **vesicatory**, **blueness**, **cyanosis**, **congestion**, **dermatemia**, **deficiency of pigment**, **albinism**, **al phos**, **leucopathia**, **leucopathy**, **description**, **dermatog raphy**, **dermatology**, **disease**, **dermatosis**, **dermaton osis**, **dermatopathy**, **dermatoneurosis**, **neurodermato sis** (of nervous origin), **dermatomycosis** (parasitic), **discoloration**, **dermatodyschroia**, **parachroia**, **para chroma**, **melanosis**, **denigration**, **argyria** (from silver), **xanthopathy**, **icterus**, **jaundice** (yellow); **cyanosis** (blue), **dropsy**, **anasarca**, **edema**, **dermatocystis**, **hygr dermia**, **dryness**, **xerodermia**, **goose**, **cutis anserina**, **dermatospasmus**, **horripilation**, **grafting**, **dermepen thesis**, **hypertrophy**, **dermatotauze**, **dermatohypertrophy**, **dermyhypertrophy**, **pachydermia**, **in**, **endermic**, **ender matic**, **inflammation**, **dermatitis**, **dermitis**, **haplodermat itis**, **cutitis**, **scytitis**, **livid eruption**, **pelidnoma**, **pehoma**, **peliosis**, **ecchymosis**, **vibices**, **ecchysis**, **petches**, **pur pura**, **on**, **epidermic**, **epidermatic**, **pain**, **dermalgia**, **dermatalgia**, **dermatodynia**, **parasite**, **dermatophyte** (vegetable), **dermatozoon** (animal), **pigmentation**, **melanosis**, **melanoderma**, **hyperchromatosis**, **reddening**, **rubefacient**, **epispastic**, **redness**, **erythrodermia**, **erubescence**, **rubefaction**, **relating to**, **dermal**, **cuta neous**, **integumentary**, **relaxation**, **dermatolysis**, **dermectasia**, **resembling**, **dermatoid**, **dermoid**, **science of diseases**, **dermatology**, **dermatonosology**, **dermatopa thology**, **softening**, **dermatomalacia**, **through**, **percu taneous**, **diadermic**, **diadermatic**, **without**, **adermic**, **adermatic**, **adermous**, **apellous**, **skinless**, **yellowness**, **xanthopathy**, **xanthochromia**, **xanthochroia**, **jaundice**, **icterus**.

in-graft'ing. The placing of bits of epidermis or larger strips of the entire skin on a denuded surface in order to supply defects or to stimulate a new growth of epidermis; for a description of various methods, see *Krause*, *Ollier*, *Reverdin*, *Thiersch*, *Wolfe*.

in-bound. Hide-bound, affected with sclero derma.

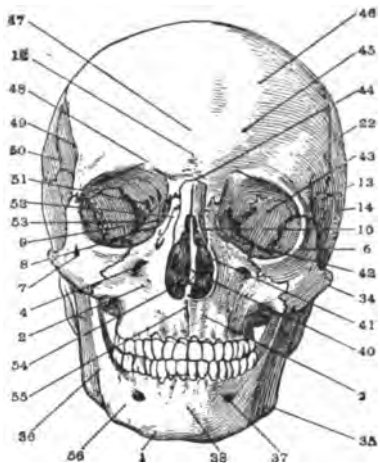
o'da's rāle [Joseph Skoda, Viennese physician, 1805-1881.] A rāle in a bronchus heard through an area of consolidated tissue in pneumonia. **S.'s sign**, Skodaic* resonance. **S.'s tym'pany**, S.'s sign.

oda'ic. Relating to Skoda. **s. res'onance**, a peculiar high-pitched sound, less musical than that obtained over a cavity, elicited by percussion just above the level of a pleuritic effusion.

o'tograph. Scotograph.

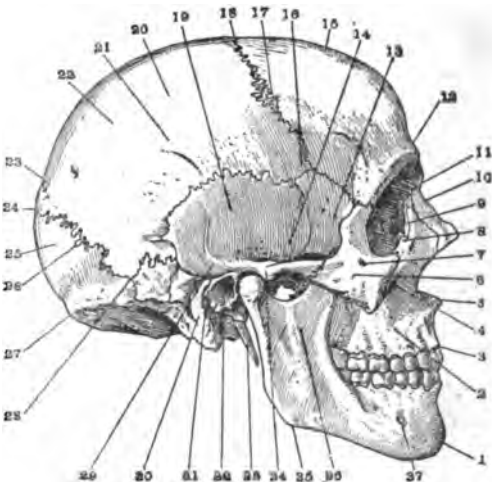
ull [Early Eng. *skulle*, a bowl.] Cranium, the

bony framework of the head, consisting of 22 bones, 14 of the face and 8 of the brain-case.



THE SKULL: NORMA FRONTALIS.

- 1, Mental protuberance; 2, maxilla; 4, infraorbital foramen; 6, zygomatic bone; 7, zygomatico-facial (malar) foramen; 8, lacrymal tubercle; 9, lacrymal groove; 10, nasal bone; 12, glabella; 13, great wing of sphenoid; 14, temporal fossa; 22, parietal bone; 34, zygomatic arch; 35, gonion; 36, ramus of mandible; 37, mental foramen; 38, symphysis; 40, nasal septum; 41, middle turbinated bone; 42, sphenomaxillary suture; 43, orbital surface of sphenoid; 44, frontonasal suture; 45, superciliary ridge; 46, frontal eminence; 47, ophryon; 48, supraorbital notch; 49, inferior temporal line (temporal ridge); 50, anteroinferior angle of parietal bone; 51, optic foramen; 52, nasal process of maxillary bone; 53, sphenoidal fissure; 54, inferior turbinated bone; 55, intermaxillary suture; 56, body of mandible.



THE SKULL: NORMA LATERALIS.

- 1, Mental tubercle; 2, maxilla; 3, alveolar point; 4, infraorbital foramen; 5, anterior nasal spine; 6, zygomatic bone; 7, foramen zygomaticofaciale; 8, lacrymal tubercle; 9, lacrymal groove; 10, nasal bone; 11, nasion; 12, glabella; 13, great wing of sphenoid; 14, temporal fossa; 15, frontal bone; 16, pterion; 17, coronal suture; 18, bregma; 19, squama of temporal bone; 20, level of superior temporal line; 21, level of inferior temporal line or temporal ridge; 22, parietal bone; 23, obelion; 24, lambda; 25, occipital bone; 26, lambdoid suture; 27, inion; 28, asterion; 29, supra-mastoid crest; 30, mastoid process; 31, supramental ridge; 32, auricle; 33, styloid process; 34, tuberculum articulare; 35, gonion; 36, ramus of mandible; 37, mental foramen.

absence, acrania. back, occiput. boat-shape, scaphocephaly, cymbocephaly. broadness, platycephaly. conical shape, acrocephaly, oxycephaly. craniometric points, acanthion, alveolar, antinion, asterion, auricular, basion, dacryon, glabella, glenoid, gonion, inion, lambda, malar, mental, metopion, nasion, obelion, ophryon, opisthion, pterion, stephanion (inferior and superior), subnasal. crushing the fetal, cephalotripsy, cephalothlasia, cranioclasia, cranioclasty, basilysis, basiolysis, basiotripsy, cephalotomy, craniotomy. excision of part, craniectomy; trephining, trepanation. cephalotripsy, craniotripsy. fetal (cartilaginous), chondrocranium. fissure, cranioclasia; diastemocrania (longitudinal); craniorrhachischisis (skull and spine). front, sinciput, bregma. having boat-shaped, scaphocephalic, cymbocephalic. having broad, platycephalic, platycranial, platybregmatic. having conical, acrocephalic (vertical), oxycephalic. (longitudinal). having high, hypsiccephalic. having high and broad, hypsibrachycephalic. having high and narrow, hypsistenocephalic. having large, megalcephalic, megalcephalic, macrocephalic. having long, dolichocephalic, macrocephalic. having medium sized, mesocephalic, metriocephalic. having narrow, leptcephalic, stenocephalic, stenobregmatic. having short, brachycephalic. having small, microcephalic, nanocephalic. having thick, pachycephalic. having well proportioned, metriocephalic, orthocephalic. high vaulted, hypsiccephaly. instruments for crushing the fetal, craniotome, cephalotome, cranioclast, cephaloclast, cephalotribe, cephalotryptor, basilyst, basiotribe, craniotrypsotome. large size of, cephalonia. megacephaly, megalcephaly, macrocephaly. lengthy, dolichocephaly, macrocephaly. measurement of, craniometry. narrowness, leptcephaly, stenocephaly. plastic surgery, cranioplasty. protrusion of contents through a fissure, craniocoele, cephalocoele, encephalocoele. puncture of, cephalocentesis. science relating to, craniology, craniometry. section of the fetal, craniotomy, cranioclasia. shortness, brachycephaly; hyperbrachycephaly (extreme). smallness, microcephaly, nanocephaly, microseme. softening, craniomalacia, craniotabes. thickening, cranioclerosis, craniostenosis, pachycephaly. top, vertex, calvaria. vault. vault of, calvaria, calvarium, sinciput, skullcap

skull'cap. 1. Calvarium, sinciput; the upper dome-like portion of the skull, roofing the brain. 2. Scutellaria.

skunk'-cabbage. *Dracontium*, *Symplocarpus foetidus*.

slant, slant'-culture. See *culture*.

sleep [A.S. *slæp*.] A physiological state of relative unconsciousness and inaction of the voluntary muscles, the need of which recurs periodically. It is a period of regeneration of the higher nervous system and of muscular tissue, the nutritive and metabolic processes continuing. The number of hours in the twenty-four given to sleep varies from six or seven in the aged to twelve or fourteen in the infant, the average for the male adult being eight and for the female adult nine, these figures varying somewhat with the individual. **electric s.**, a condition of unconsciousness induced by the passage of a *Leduc** current through the brain. **paroxys'mal s.**, sleep epilepsy, narcolepsy; a sudden uncontrollable disposition to sleep occurring at irregular intervals, with or without obvious predisposing or exciting cause.

sleep-disor'der. Somniphobia.

sleep-drunk'ness. Somnolentia; a half-waking condition in which the faculty of orientation is in abeyance, and under the influence of nightmare-like ideas the person becomes actively excited and violent, sometimes to the extent of inflicting injury upon others.

sleep'iness. Somnolence, an inclination to sleep.

sleep'ing cells. See under *cell*.

sleep'ing-sickness. African lethargy, nelavan, narcolepsy; an endemic disease in tropical Africa caused by the presence in the blood and cerebrospinal fluid of *Trypanosoma gambiense*, a protozoan introduced by the bite of a species of tsetse fly, *Glossina palpalis*. The symptoms consist in mental deterioration, an increasing tendency to

drowse or sleep, tremors, enlargement of the lymphatic glands, emaciation, an evening elevation of temperature, and a rapid pulse. The disease is uniformly fatal, if untreated, but recovery has been observed after the employment of organic arsenic compounds.

sleep'lessness. Insomnia.

sleep-produ'cing. Hypnotic, somniferous, narcotific, soporific, soporiferous.

sleep-talk'ing. Somniloquence, somniphobia, somniloquy.

sleep-walk'ing. Somnambulism, somnambulism. **slide.** An oblong glass plate on which is placed an object to be examined under the microscope.

sliding. A supporting bandage, such as a suspensory, depending from the neck and supporting the forearm. **lentic'ular s.**, *ansa lenticularis*.

slough'er'ing. A condition in farm animals, resulting from an unnatural flow of saliva due to the rejection of certain foods, such as fresh red clover. **slough (sluf).** 1. Necrosed tissue separated from the living structure. 2. To separate from the living tissue, said of a dead or necrosed part. **sloughing phagede'na**, hospital gangrene.

slows (slöz). Milk-sickness, trembles.

Slu'der's meth'od [Greenfield Slu'der, Amer. laryngologist, *1865.] Removal of the tonsil in its capsule.

smallpox [E. *small pocks*, or *pustules*.] Varicella, acute eruptive contagious disease marked by the onset by chills, high fever, headache, and backache; in from 2 to 5 days the constitutional symptoms subside and the eruption appears as the first papular, the papules become vesicles, and the latter pustules; the vesicles are unitching, the pustules dry and form scales which on falling off leave a permanent marking of the skin (scars or marks). The average incubation period is 14 days. **confluent s.**, a severe form in which the lesions run into each other, forming large necrotic areas. **discrete s.**, the usual form in which the lesions are separate and distinct from each other. **hemorrhagic s.**, a severe form accompanied by extravasation of blood into the skin in the early stage, or into the pustules in a later stage, accompanied often by necrotic hemorrhage from other orifices of the body. **modified s.**, varioloid. **varicell'oid s.**, vari.

smear, smear-culture. See *culture*.

Smee cell [Alfred Smee, London surgeon, 1813-1871.]

An electric cell consisting of a plate of zinc and one of platinized silver dipping into dilute sulphuric acid.

smeg'ma [G. *smégma*, unguent.] Sebum, secreted by the sebaceous glands; specifically, the whitish cheesy secretion of Tyson's gland, which collects beneath the prepuce. **s. clitoridis**, the secretion of the odoriferous glands of the clitoris.

smell. 1. To scent, to perceive by means of the olfactory apparatus. 2. The sense of smell, olfaction. 3. An odor, a scent. **organ of smell**, organ olfactus. **sense of s.**, olfactus.

Smell'ie's scis'sors [William Smellie, Scot. obstetrician of Scotch birth, 1697-1763.] Large pointed shears, with external cutting edges, employed in craniotomy.

smil'acin. Smiliasaponin, $C_{24}H_{44}O_{10}$, a non-crystallizable substance from sarsaparilla.

Smil'ax [G.] A genus of plants, the root of one tropical American species of which yields sarsaparilla; that of a North American species is used as a substitute for sarsaparilla in decoction. **S. latifolia** (2.0-4.0) of a fluidextract.

Smith's disease [Eustace *Smith*, London physician, contemporary.] Mucous colitis. **S.'s sign**, a venous hum heard on auscultation over the manubrium sterni when the head is thrown back, in cases of enlarged bronchial glands.

Smith's fracture [Robert William *Smith*, Irish surgeon, 1807-1873.] Fracture of the radius near its lower articular surface.

Smith's operation [Henry *Smith*, English surgeon in the India Medical Service.] Extraction of an immature cataract with the capsule intact.

Smith's phenomenon [Theobald *Smith*, American pathologist, *1859.] A form of anaphylaxis, occasioned in certain animals by the injection of a foreign serum or of some otherwise inert protein, in which a second injection, even in minute quantity, causes respiratory failure, convulsions, paralysis, and often death.

Smith's solution of bromine. Liquor bromi (N.F.).

Smith's spasm. Hephestic* hemiplegia.



SNELLIE'S SCISSORS.

Smith's test [Walter George *Smith*, Irish physician contemporary.] For bile in the urine: when tincture of iodine is poured gently over urine containing bile pigments, a green color appears at the plane of contact of the two fluids.

Smith-Pitfield method [John Blackburn *Smith*, English surgeon, contemporary; Robert L. *Pitfield*, American physician, *1870.] For staining flagella: a mordant is made by saturating a hot saturated solution of corrosive sublimate with ammonia alum, then mixing with an equal part of 10 per cent. tannic acid solution and adding one-half part 5 per cent. carbol-fuchsin solution; the preparation is treated with this mixture and then stained with a saturated alcoholic solution of gentian violet, 1, in a saturated ammonium alum solution, 10.

Smokers' cancer. Epithelioma of the lip or tongue, thought to be due to long continued irritation by hot tobacco smoke or by the stem of a clay pipe.

Smudging (smuj'ing). A form of slurring or scamping speech in which the more difficult consonants are dropped.

Sn. The chemical symbol of tin (L. *stannum*)

Snaggle-tooth. A tooth which is out of line with the others.

Snake-root. *Serpentaria*. **black s.**, *cimicifuga*. **Canada s.**, wild ginger, *Asarum canadense*. **Seneca s.**, *senega*. **Texas s.**, *Aristolochia reticulata*, resembling *serpentaria* in its properties. **Virginia s.**, *serpentaria*. **white s.**, *Eupatorium ageratoides*.

Snake-weed. *Euphorbia pilulifera*.

Snake-wort. *Bistorta*.

Snapper-finger. Trigger-finger.

Sneeze [A.S. *snear*, a cord.] An instrument for use in removing polypi and other projections from any surface, especially one within a cavity; it consists of a wire loop which is passed around the base of the tumor and gradually tightened. **cold s.**, the ordinary unheated s. **galvanocaustic s.**, **hot s.**, a s. the wire of which is raised to a red or white heat by the galvanic current.

Sneeze [A.S. *fnedsan*.] 1. To expel air from the nose and mouth by an involuntary spasmodic contraction of the muscles of expiration. 2. An

act of sneezing, a reflex excited by an irritation of the mucous membrane of the nose.

Snell's law [Simeon *Snell*, English ophthalmologist, 1851-1909.] Descartes' law.

Snellen's reform' eye [Herman *Snellen*, Dutch ophthalmologist, 1834-1908.] An artificial eye formed of two concavoconvex plates with a hollow space between them. **S.'s test types**, square black letters printed on a card, employed in testing the acuteness of distant vision; the letters vary in size in such a way that each one subtends a visual angle of 5' at the distance at which the normal eye should be able to distinguish it.

Snore [A.S. *snora*.] 1. A rough rattling inspiratory noise produced by vibration of the pendulous palate, or sometimes of the vocal cords, during sleep or coma; stertor, rhonchus. 2. To breathe noisily, or with a snore.

snot. A vulgar term for a thick mucous secretion from the nose.

snow [A.S. *snaw*.] A crystalline precipitation of frozen aqueous vapor. **carbon-dioxide s.**, solidified (frozen) carbon dioxide employed in the treatment of warts, lupus, nevi, and other skin affections.

snow'-blindness. Conjunctival irritation caused by the reflection of bright sunlight from snow; it is characterized by photophobia, blepharospasm, a burning pain in the eyes, hyperemia, and chemosis, with or without pronounced amblyopia.

snuff. 1. To inhale forcibly through the nose. 2. Finely powdered tobacco used by inhalation through the nose or applied to the gums. 3. Any medicated powder applied by insufflation to the nasal mucous membrane; errhine. **catarrh' s.**, a powder used by insufflation in the treatment of coryza; a formula is given in the N.F. under the title: pulvis anticeatarrhalis.

snuffles (snuf'lz). Obstructed nasal respiration, especially in the newborn infant, then often due to congenital syphilis.

SO. Sulphurous anhydride, sulphur dioxide, usually called sulphurous acid, which is properly H₂SO₃.

so'amine. Sodium para-aminophenylarsonate, an arylarsonate employed in the treatment of syphilis, in doses of gr. 10 (0.6) by hypodermic injection every other day.

soap [A.S. *sāpe*, L. *sapo*, G. *sapōn*.] A compound of a fatty acid with an alkali, used for cleansing purposes and as an excipient in the making of pills and suppositories. **animal s.**, *sapo animalis*. **Castle's s.**, *sapo* (U.S.), *sapo durus* (Br.). **curd s.**, *sapo animalis*. **green s.**, *sapo mollis*. **hard s.**, *sapo* (U.S.), *sapo durus* (Br.). **insol'uble s.**, a compound of a fatty acid with an earthy or metallic base. **marine s.**, a soap made of coconut-oil or palm-oil and soda which dissolves in salt water. **salt-water s.**, *marine s.* **soft s.**, *sapo mollis*. **sol'uble s.**, a compound of a fatty acid with potassa, soda, or ammonia. **superfatted s.**, a s. containing an excess (3 to 5 per cent.) of fat above that necessary to neutralize completely all the alkali; employed in the manufacture of medicated soaps and in the treatment of skin diseases. **tallow s.**, *sapo animalis*.

soap-albu'min. A combination of soap and albumin, supposed to be the constitution of the intracellular soap granules; protein-fat.

soap-bark. Quillaja.

soap-cyst. Butter-cyst.

soap-root. Yucca.

sob. A short involuntary inspiration, spasmodic in character, accompanying weeping.

socaloin (sok-a'l-o-in). An aloin, $C_{15}H_{18}O_7$, obtained from *Socotrine* aloes.

so'cia parot'idis [L. companion of the parotid.] Glandula parotis accessoria, an accessory parotid gland sometimes found detached from the parotid at the beginning of *Stenson's* duct.

sock'et [L. *soccus*, a shoe. a sock.] 1. The hollow part of a joint, the excavation in one bone of a joint which receives the articular end of the other bone. 2. Any hollow or concavity into which another part fits, as the eye-socket. **s. joint**, enarthrosis.

Socotrine (sok'o-trên) [*Socotra*, an island in the Indian ocean.] Relating to the island of Socotra, noting a variety of aloes, *aloes socotrina*, imported from Bombay and official in the B.P.

so'da. Sodii hydroxidum. **s. caust'ica**, caustic soda, sodii hydroxidum. **s. cum calce** (N.F.), soda with lime, London paste; equal parts of sodium hydroxide and lime; escharotic. **s. tartara'ta** (Br.), tartrated soda, potassii et sodii tartras (U.S.).

Soden, Germany (zo'den). Saline-carbonated waters, 52° F. to 86° F. Twenty-four springs. Used by drinking and bathing in chronic catarrhal affections of the respiratory organs, tuberculosis, emphysema, scrofula, convalescence, disorders of digestion and metabolism, heart affections, and debility. May to September 30.

so'dic. Relating to or containing soda or sodium. **s. chalybe'ate**, noting a mineral water containing both sodium and iron.

so'dil. Genitive of soda. **s. acetat**, **s. carbonat**, etc., see under *sodium*.

sodio-. A prefix denoting a compound containing sodium; as sodiocitrate, sodiotartrate, a citrate or tartrate of some element containing sodium in addition.

sodiocaff'eine sul'phonate. Symphorol Na.

soditheobro'mine sal'icylate. Diuretin.

sod'ium. A metallic element, symbol Na (L. *natrium*), atomic weight 23, a silvery white lustrous alkali metal of the consistence of wax, oxidizing readily in air or water; the salts of sodium are extensively employed in medicine as well as in the arts. The metal itself is official in the B.P., but only its salts in the U.S.P.

so'dii ace'tat (U.S.), sodium acetate, $NaC_2H_3O_2 + 3H_2O$; colorless, odorless, translucent, prismatic crystals, of saline taste, soluble in water; employed as a diuretic in doses of gr. 10-30 (0.6-2.0), and as a laxative in doses of $\frac{3}{4}$ -1 (4.0-8.0).

s. acetulphur'ilate, cosaprin.

s. anhydrometh'ylenecit'rate, citarin.

so'dii arse'nat (U.S.), sodium arsenate, $Na_2HAsO_4 + 7H_2O$; colorless, odorless, translucent, prismatic crystals, of alkaline taste soluble in water; employed for the same purposes as white arsenic, arsenous trioxide, in doses of $\frac{1}{16}$ - $\frac{1}{4}$ (0.003-0.006); the officia sodium arsenate of the B.P. is the equivalent of exsiccated sodium arsenate, U.S.P.

so'dii arse'nat exsicc'at (U.S.), exsiccated sodium arsenate, sodii arsenas (Br.), Na_2HAsO_4 ; a white, odorless powder, soluble in water; employed for the same purposes as the preceding in smaller doses, gr. $\frac{1}{16}$ - $\frac{1}{4}$ (0.002-0.004).

so'dii ben'zoat (U.S., Br.), sodium benzoate, $NaC_7H_5O_2$; a white crystalline or amorphous powder, without odor, of a sweetish and slightly astringent taste, soluble in water; employed in chronic gout and rheumatism in doses of gr. 20-60 (1.3-4.0).

so'dii biho'ras (Br.), sodii boras (U.S.), borax, occurs in the form of a white powder or colorless prismatic crystals; employed in solution as a gargle and mouth wash and as a deodorant in bromidrosis.

so'dii bicarbo'nat (U.S., Br.), sodium bicarbonate, sodium hydrogencarbonate, $NaHCO_3$; a white moderate powder of very faintly alkaline taste, soluble in 12 parts of water; employed in acid dyspepsia, rheumatism, and in general as an antacid in doses of gr. 5-30 (0.3-2.0).

so'dii bicarbo'nat saccharat'us (N.F.), saccharated sodium bicarbonate; sodium bicarbonate 75, sugar 25, used in the preparation of effervescent powders.

so'dii bisul'phis (U.S.), sodium bisulphite, and sodium sulphite, $NaHSO_3$; granular or crystalline powder, or prismatic crystals, of sulphurous odor and taste, soluble in water; employed in gastric and intestinal fermentation in doses of gr. 10-30 (0.6-2.0).

so'dii bo'ras (U.S.), sodium borate, borax (Br.), $Na_2B_4O_7 + 10H_2O$; colorless, translucent prismatic crystals without odor and of sweetish alkaline taste, soluble in 17 parts of water; employed as a mouth wash in aphthous stomatitis, and as a douche in gonorrhea, and recommended in epilepsy in doses of gr. 5-30 (0.3-2.0).

so'dii boroben'zoat (N.F.), sodium borobenzoate sodium borate 3, sodium benzoate 4; urinary antiseptic in doses of gr. 30 (2.0).

s. borosal'icylate, borsalyl.

so'dii bro'midum (U.S., Br.), sodium bromide (Br.); colorless, translucent, prismatic crystals, of a bitterish taste, soluble in water; employed in epilepsy and other spasmodic affections and as an hypnotic in doses of gr. 10-60 (0.6-4.0).

so'dii cacody'lat, sodium cacodylate, sodium dimethylarsenate, $(CH_3)_2AsO_3Na + 3H_2O$; a white amorphous powder, soluble in water; employed in anemia, leucemia, chorea, and malaria in doses of gr. $\frac{1}{2}$ -3 (0.03-0.2).

s. canthar'efine sul'phonate, symphorol Na.

s. caffer'inate, a white, soluble, crystalline powder employed hypodermically in laryngeal tuberculosis in doses of $\frac{1}{16}$ - $\frac{1}{4}$ (0.003-0.006) of a 0.06 per cent. (0.6-1.2) solution.

so'dii carbo'nat (Br.), sodium carbonate, sodium carbonate, $Na_2CO_3 + 10H_2O$; an odorless crystalline salt, of alkaline taste, soluble in water; employed internally to meet the same indications as sodium bicarbonate, and externally for the same purposes, to burns, to rheumatic joints, and in scaly diseases of the skin; dose gr. 10-30 (0.6-2.0).

so'dii carbo'nat exsicc'at (Br.), dried sodium carbonate, Na_2CO_3 ; a white powder of alkaline taste, soluble in water; employed for the same purposes as sodium carbonate.

so'dii carbo'nat monohydrat'us (U.S.), monohydrated sodium carbonate, $Na_2CO_3 + H_2O$; a white crystalline powder soluble in water; employed for the same purposes as sodium carbonate.

so'dii chlo'ras (U.S.), sodium chlorate, $NaClO_3$; occurs as a white crystalline powder of saline taste, soluble in water; employed for the same purposes as potassium chlorate; dose gr. 5-15 (0.3-1.0).

so'dii chlo'r'idum (U.S., Br.), sodium chloride, common salt, table salt, $NaCl$; one of its most important medical uses is in making the physiological salt solution of 0.6 to 0.9 per cent. strength, or about a teaspoonful to the pint.

so'dii cin'namas, sodium cinnamate, $NaC_{15}H_{11}O_2$; in phthisis and as a vasodilator, in doses of gr. 10-30 (0.6-2.0).

so'dii cit'rat (U.S.), sodium citrate, $Na_3C_6H_5O_7 + 11H_2O$; a white granular powder, of saline taste, soluble in water; diuretic and antilithic in doses of gr. 10-30 (0.6-2.0).

so'dii citrotr'atras efferves'cens (Br.), effervescent sodium citrotratartrate; sodium bicarbonate 10, tartaric acid 9, citric acid 6, sugar 5, thoroughly mixed and passed through a sieve to form a granular powder which dissolves with effervescence in water diuretic and diuretic in doses of $\frac{3}{4}$ -2 (4.0-8.0).

s. dithiosal'icylate, dithion.

s. eth'ylate, a reddish yellow, mildly caustic powder, soluble in alcohol and water; employed in 10 per cent aqueous solution in lupus and certain other diseases.

s. ethylsul'phate, s. sulphovinate, a white crystalline powder, soluble in water and alcohol; laxative in doses of $\frac{3}{4}$ -4 (4.0-16.0).

s. flu'oride, fluorol, a white crystalline powder of saline taste, soluble in 25 parts of water; employed in epilepsy, tuberculosis, and malaria in doses of gr. $\frac{1}{2}$ – $\frac{1}{4}$ (0.005–0.01), and externally in antiseptic dressings in 1 per cent. solution.

s. for'mate, a white crystalline powder soluble in water; employed in pneumonia and tuberculosis in doses of gr. 1–3 (0.06–0.2).

sod'ii glycerophos'phas, a light yellowish liquid (50 per cent. solution), employed in nervous affections, debility, and anemia; dose \mathbb{M} 3–5 (0.3–0.3).

s. group, a group of five (or six) basylous elements, lithium, sodium, potassium, rubidium, cesium, (and silver); the latter is not always included in the group, for it differs from the others in physical properties, but resembles them in chemical properties.

sod'ii hippu'ras, sodium hippurate, said to be a solvent of uratic gravel and calculi in doses of gr. 5–30 (0.3–2.0).

sod'ii hydrox'idum (U.S.), sodium hydroxide, sodium hydrate, caustic soda, NaOH; occurs in hard opaque masses, caustic and of an acrid alkaline taste, soluble in water; employed for the same purposes as potassium hydroxide.

sod'ii hyposul'phis, s. thiosulphas.

sod'ii hypophos'phis (U.S., Br.), sodium hypophosphite, $\text{NaPH}_2\text{O}_2 + \text{H}_2\text{O}$; white granular powder of somewhat bitter sweetish taste, soluble in water; employed in anemia and debility in doses of gr. 5–15 (0.3–1.0).

sod'ii io'didum (U.S., Br.), sodium iodide, NaI; occurs in cubical crystals or as a white crystalline powder, soluble in water; employed for the same purposes as potassium iodide in doses of gr. 10–30 (0.6–2.0).

sod'ii methylars'e'nas, sodium methylarsenate, ar-rhenal, arsenyl, neoarsyodide; colorless soluble crystals obtained by the interaction of methyl iodide and sodium arsenate in the presence of an excess of alkali; employed in tuberculosis, chorea, and other affections in which the cacodylates are used, in doses of gr. $\frac{1}{2}$ – $\frac{1}{4}$ (0.03–0.1).

s. methylsul'phate, colorless crystals, soluble in water, employed for the same purposes as s. ethylsulphate.

sod'ii ni'tras (U.S.), sodium nitrate, cubic niter, Chile saltpeter, NaNO_3 ; a colorless crystalline powder of a cooling, saline, bitterish taste, soluble in water; has been employed in diarrhea in doses of \mathfrak{z} 1–2 (4.0–8.0).

sod'ii ni'tris (U.S., Br.), sodium nitrite, NaNO_2 ; white crystalline powder of saline taste, soluble in water; has been employed for the same purposes as nitroglycerin in doses of gr. 1–3 (0.06–0.3).

s. nu'cleate, s. nu'cleinate, a salt employed, apparently beneficially, in the treatment of scarlet fever.

s. o'leate, eunatrol, a white soft mass, used as a chologogue in doses of gr. 10–15 (0.6–1.0).

s. paracr'e'sotate, a crystalline powder of bitter taste, soluble in warm water; recommended as gastric and intestinal antiseptic in doses of gr. 2–10 (0.13–0.6).

sod'ii perbo'ras, sodium perborate, obtained by the action of boric acid on sodium peroxide; employed in the extemporaneous preparation of hydrogen peroxide, 25 gm. in 1 liter (7 drams to 1 quart) of water is said to make a 5-volume hydrogen peroxide.

sod'ii phenolsul'phonas (U.S.), sodii sulphocarbolas (Br.), occurs as white rhombic crystals soluble in 5 parts of water; employed in tonsillitis and as an intestinal antiseptic in doses of gr. 5–15 (0.3–1.0).

sod'ii phos'phas (U.S., Br.), sodium phosphate, sodium orthophosphate, $\text{Na}_2\text{HPO}_4 + 12\text{H}_2\text{O}$; a granular crystalline salt, with a cooling saline taste, soluble in 5.5 parts of water; laxative in doses of \mathfrak{z} 1–2 (2.0–8.0).

sod'ii phos'phas efferves'cens (U.S., Br.), exsiccated sodium phosphate 200, sodium bicarbonate 477, tartaric acid 252, citric acid 162, mix and pass through a sieve to make a granular salt; dose \mathfrak{z} 1–4 (4.0–16.0).

sod'ii phos'phas exsicc'a'tus (U.S.), exsiccated sodium phosphate, anhydrous or dried sodium phosphate; dose gr. 10–60 (0.6–4.0).

sod'ii pyrophos'phas (U.S.), sodium pyrophosphate $\text{Na}_2\text{P}_2\text{O}_7 + 10\text{H}_2\text{O}$, a crystalline powder of cooling

saline taste, soluble in 11 $\frac{1}{2}$ parts of water; employed occasionally as a laxative in doses of gr. 10–20 (0.6–1.3).

sod'ii salicyl'as (U.S. and Br.), sodium salicylate, in white tabular crystals or scales; employed in rheumatism, neuralgia, influenza, intestinal fermentation, tonsillitis, and other affections in doses of gr. 10–30 (0.6–2.0).

sod'ii santoni'nas (U.S. 1880), sodium santoninate, colorless, translucent plates of bitter taste, soluble in water; formerly employed as an anthelmintic.

s. sil'icate, soluble glass, water glass, Na_2SiO_3 , made by fusing together sodium carbonate and powdered quartz; a solution is used to impregnate bandages for applying fixed dressings; it has also been given internally in gout and tuberculosis.

s. silicoflu'oride, a white granular powder, odorless and tasteless, employed as an antiseptic irrigating fluid in solutions of from 1–2000 to 1–500.

s. ste'arate, a white powder of soapy feel, soluble in water; used externally in sycosis and parasitic skin diseases.

s. suc'inate, white prismatic crystals, soluble in water; employed in catarrhal jaundice in doses of gr. 5–15 (0.3–1.0).

s. sulphan'ilate, white shining leaflets soluble in water, employed to correct iodism in doses of gr. 5–15 (0.3–1.0).

sod'ii sul'phas (U.S., Br.), sodium sulphate, Glauber's salt, $\text{Na}_2\text{SO}_4 + 10\text{H}_2\text{O}$; colorless, prismatic crystals, of a saline bitter taste, soluble in 2.8 parts of water; it is an ingredient of many of the natural laxative waters; employed as a purgative in doses of \mathfrak{z} 2–8 (8.0–30.0).

sod'ii sul'phas efferves'cens (Br.), sodium sulphate 25, sodium bicarbonate 25, tartaric acid 13.5, citric acid 9, mix and pass through a sieve to form a coarsely granular powder; dose \mathfrak{z} 1–2 (4.0–8.0).

sod'ii sul'phis (U.S., Br.), sodium sulphite, $\text{Na}_2\text{SO}_3 + 7\text{H}_2\text{O}$; colorless, translucent, prismatic crystals of a sulphurous saline taste, soluble in water; employed for the relief of intestinal fermentation in doses of gr. 20–40 (1.3–2.6), and externally in aphthous stomatitis.

sod'ii sulphocar'bolas (Br.), sodii phenolsulphonas (U.S.).

s. sulphuric'inate, s. sulphuricino'leate, polysolve, solvin, made by combining castor oil, sulphuric acid, and sodium hydroxide and chloride; a thick brownish yellow liquid forming an emulsion with water; used as a solvent for iodine, iodoform, resorcinol, pyrogallol, and a number of other substances for external use.

s. sulphur'ate, s. ethylsulphate.

s. tar'trate, $\text{Na}_2\text{C}_4\text{H}_4\text{O}_6 + 12\text{H}_2\text{O}$; white soluble crystals, employed as a diuretic in doses of gr. 15–30 (1.0–2.0), and as a laxative in doses of \mathfrak{z} 4–8 (15.0–30.0).

s. taurocho'late, a yellowish gray powder soluble in water, extracted from the bile of carnivora; chologogue in doses of gr. 2–6 (0.13–0.4).

s. tel'lurate, a white soluble powder, employed in the night sweats of phthisis in doses of gr. $\frac{1}{2}$ – $\frac{1}{4}$ (0.015–0.05).

sod'ii thiosul'phas (U.S. and Br.), sodium thiosulphate or hyposulphite, $\text{Na}_2\text{S}_2\text{O}_3 + 5\text{H}_2\text{O}$; employed in solution as a lotion for ringworm and chloasma, and internally as a purgative and to reduce blood pressure in doses of gr. 15–60 (1.0–4.0).

s. val'erate, s. vale'rianate, a white crystalline mass or powder, of unctuous feel with faint odor and taste of valerian, soluble in water; a nervine tonic in doses of gr. 2–5 (0.13–0.3).

sod'dium-ichthyol (ik'the-ol). Sodium ichthyol-sulphonate, occurs as a brown mass soluble in the usual menstrua; employed as an alternative and antiseptic in doses of gr. 2–10 (0.13–0.6).

sod'omist, **sod'omite** [G. *sodomites*, an inhabitant of Sodom, a city destroyed by fire, according to the Biblical narrative, on account of the wickedness of its people.] One who practises sodomy.

sod'omy. Unnatural sexual relations between persons of the same sex, especially males, or between a beast and a human.

Soemmering's fora'men (zé'mé-ring) [Samuel

Thomas von *Soemmering*, German anatomist, 1755-1830.] *Fovea centralis*, which was thought at one time to be an opening. *S.'s ganglion*, *substantia nigra*. *S.'s gray substance*, the anterior portion of the anterior perforated space, of a darker color than the rest. *S.'s ligament*, suspensory ligament of the lacrymal gland. *S.'s nerve*, the long pudendal nerve, a branch of the small sciatic, running through the anterior portion of the perineum and supplying the skin of the scrotum. *S.'s spot or yellow spot*, *macula lutea*.

soft [A.S. *sōfte*.] Not hard, not resistant, yielding.

s. comm'issure, *commissura media*, *commissura mollis*, *massa* intermedia* [BNA]. **s. palate**, *velum pendulum palati*, *palatum* molle*. **s. parts**, the non-bony and non-cartilaginous tissues of the body. **s. soap**, *sapo mollis*.

softening (*sawf'ning*). *Malacia*, *mollities*, the act of becoming or state of being soft, a diminution of the normal consistence of a tissue. **anemic s.**, white softening of the brain. **gray s.**, a stage of s. following yellow s. in which there has been more or less absorption of the fat. **hemorrhagic s.**, **red s.**, **mucoïd s.**, **myxomatous degeneration**. **red s.**, s. of the brain in which bleeding has taken place into the necrosed part. **white s.**, **anemic s.**, s. of the brain due to complete cutting off of the blood-supply. **yellow s.**, a late stage of s. of the brain in which fatty degeneration of the cells has occurred together with a deposit of altered blood pigment.

soil-disease*. A disease supposed to be caused by emanations from the soil, as was formerly malaria.

soja bean (*so'yah bēn*). Soy bean.

sol. 1. A colloid solution in which the disperse particles are of the size of submicrons. 2. Abbreviation of *solution*.

solan'idine. A crystallizable alkaloid, $C_{22}H_{41}NO_3$, obtained by treating solanine with dilute acids; its effects are similar to those of solanine, but it is said to be free from the irritant action of the latter.

so'lanine. An alkaloid of not definitely determined composition obtained from *dulcamara* and from potato sprouts; it causes nausea and vomiting, dryness of the fauces, vertigo, headache, weak pulse, and muscular tremors or convulsions.

solanoid [L. *solanum* + G. *eidos*, resemblance.] Resembling a potato in texture, said of certain malignant growths.

solanoma [L. *solanum* + G. *-ōma*.] A solanoid neoplasm.

Solanum [L. nightshade.] A genus of plants of the order *Solanaceae*, including various species of nightshade as well as the potato. **S. carolinense**, the horse-nettle, apple of Sodom, a North American plant, used in eclectic practice in the treatment of epilepsy and other convulsive affections and of whooping-cough, in doses of $\text{gr} 10-20$ (0.6-1.3) of the specific preparation. **S. dulcamara**, bitter sweet, see *dulcamara*. **S. nigrum**, black nightshade. **S. tuberosum**, the potato.

sol'ar [L. *solaris*; *sol*, sun.] Relating to the sun or sunlight. **s. fever**, dengue. **s. plexus**, *plexus coeliacus*. **s. therapy**, *s. treatment*, heliotherapy.

solarium [L. *sol*, sun.] A sun-parlor, an outside gallery or roof-room enclosed in glass.

Soldaini's reagent (*sol-dah-e'ne*) [Arturo *Soldaini*, Italian chemist.] Copper carbonate 15, potassium bicarbonate 416, water 1400; one part of this reagent boiled with two parts of urine will result in the throwing down of a yellow precipitate if the urine contains glucose.

sole [A.S.] The under part of the foot, the plantar surface.

solenoid (*so-le'noyd*, *so'le-noyd*) [G. *solēn*, a groove, + *eidos*, resemblance.] 1. A coil of wire in the shape of a cylinder; when a bar of iron is placed in the center of the cylinder and a current of electricity is passed through the wire the bar core becomes a magnet. 2. An apparatus like a large solenoid used for d'Arsonvalization.

sole-plate. The arborization, surrounded by granular protoplasm, of the axis-cylinder, constituting the nerve end-organ in muscle.

sole'us [L. *solea*, sole, sandal.] See under *marasolferino* (*sol-fer-e'no*). Rosaniline, *fuchsin*.

sol'id [L. *solidus*.] 1. Firm, compact, not fluid; without interstices or cavities, not compressible. 2. A body which retains its form when subjected to force, one which is not fluid, neither liquid or gaseous.

Solida'go [L.] A genus of plants of the order *Compositae*, the goldenrods. **S. odorata**, sweet fragrant goldenrod, and **S. virginica**, American rod, wound-wort, have carminative and astringent properties.

sol'idism. The ancient doctrine that diseases are due to changes in the solid parts of the body, opposed to *humoralism*.

sol'idist. An adherent of the doctrine of *solidism*.

solidis'tic. Relating to solidism.

sol'itary [L. *solitarius*; *solus*, alone.] Alone, separate, not agminated or forming one of a group or bundle, *fasciculus solitarius*. **s. follicles**, **s. glands**, *noduli lymphatici solitarii* [BNA].

sol'oid. Trade name of a figure in the shape of a truncated cone into which certain salts or other drugs are compressed for convenient dispensing.

Sol'omon's seal. The rhizome of several species of *Polygonatum*, having properties similar to those of convallaria.

Solovieff's phenom'enon (*sō-law'vt-yef*). Paretic phenomenon in tetany.

sol'phinol. Trade name of a white crystalline powder said to be composed of boric acid, borax, and various sulphites, recommended as an external antiseptic.

solubil'ity. The property of being soluble.

sol'uble [L. *solubilis*; *solvere*, to dissolve.] Capable of being dissolved.

sol'ubrol. Trade name of an orange-yellow or odorless powder recommended as a substitute for iodoform.

sol'urol. A trade name for thymine acid.

solute* [L. *solutus*, dissolved.] The dissolved substance in a solution.

solution (*so-lu'shun*) [L. *solutio*; *solvere*, to dissolve.] 1. The termination of a disease by crisis, break, cut, or laceration of the solid tissues, as in the term, *solution of continuity*. 2. The incorporation of a solid or a gas in a fluid substance, the resultant being a homogeneous liquid; cf. *suspension*. 3. Specifically, in pharmacy, an aqueous solution of a non-volatile substance. In the language of the Pharmacopoeia, an aqueous solution of a non-volatile substance is called a solution or *liquor*; an aqueous solution of a volatile substance is a water or *aqua*; an alcoholic solution of a non-volatile substance is a tincture or *extractum*; an alcoholic solution of a volatile substance is a spirit or *spiritus*; a solution in vinegar is a vinegar or *acetum*; a solution in glycerin is a glycerite or *glycerinum*; a solution in wine is a wine or *vinum*; a solution of sugar in water is a syrup or *syrupus*; a solution of a

mucilaginous substance is a mucilage or *mucilago*; a solution of an alkaloid or metallic oxide in oleic acid is an oleate or *oleatum*. [For definitions of *Donovan's s.*, *Fowler's s.*, and other eponymic terms, see the proper names.] *acetic s.*, acetum. *alcoholic s.*, spiritus; tinctura. *aqueous s.*, aqua; liquor. *arsenical s.*, Fowler's* *s.* *centinormal s.*, a solution one-hundredth the strength of a normal *s.*, abbr. $\frac{n}{100}$. *chemical s.*, one in which the solute and solvent react to form a new substance which is then dissolved in the remainder of the solvent; the original substance cannot be recovered on evaporation. *decinormal s.*, a solution one-tenth the strength of a normal *s.*, abbr. $\frac{n}{10}$. In the case of sodium chloride, this is approximately the so-called physiological salt solution, which is, however, frequently and incorrectly called a normal salt solution. *etheral s.*, a solution of any substance in ether. *grammolecular s.*, a solution of the strength of one gram*-molecule of any substance in one liter of water or other menstruum; normal *s.* *isoton'ic salt s.*, a solution of sodium chloride having the same density or osmotic tension as the blood serum; a physiological salt solution, one which, when injected into the blood-vessels, will cause neither a swelling nor a shrinking of the red corpuscles. *normal s.*, one which contains in one liter sufficient of the dissolved substance to replace one gram of hydrogen; the number of grams per liter required to make a normal solution is that indicated by the molecular weight of the salt; a normal solution of NaCl contains therefore 58.37 grams per liter, or 5.837 per cent., which is approximately ten times the strength of the physiological salt solution, usually called, incorrectly, a normal salt solution. *nu'clear s.*, hypochromatosis, chromatolysis, caryolysis. *phys'ical s.*, a simple *s.* in which there is no change in composition of either solute or solvent, the former being found unaltered on evaporation of the latter. *physiological salt s.*, a 0.6 per cent. solution of sodium chloride in distilled water; approximately a decinormal *s.*, but usually called a normal salt solution. *saline s.*, a *s.* of sodium chloride. *saturat'ed s.*, one which contains all of a substance which the menstruum is capable of dissolving. *seminor'mal s.*, a solution one-half the strength of a normal *s.*, abbr. $\frac{n}{2}$. *standard s.*, stan'dardized *s.*, a solution of definite strength used as a standard of comparison with other solutions of the same substance. *supersaturat'ed s.*, a solution containing more of the solid than the menstruum would ordinarily dissolve, it is made by heating the solvent when the substance is added, and on cooling the latter is retained without precipitation. *test s.*, a solution of some reagent, in definite strength, used in chemical analytic operations. *volumet'ric s.*, standard *s.*

sol'tol. Trade name of a dark brown liquid, a solution of cresol in an alkaline creosotate; used as a disinfectant.

solv. Abbreviation of *L. solve*, dissolve.

sol'vent [*L. solvens; solve*, to dissolve.] 1. Capable of dissolving. 2. A menstruum, a liquid which holds another substance in solution.

sol'veol. Trade name of a liquid said to contain cresol, dissolved in a solution of a sodium salt; employed as an antiseptic in surgical dressings and in the treatment of skin diseases, in 1 to 5 per cent. solution.

sol'vin. Sodium sulphuricinate.

soma (so'mah) [G.] The body, including the head and neck, without the limbs.

somacule (so'mah-kül) [*somaculum*, L. dim. form of G. *sōma*, body.] A protoplasmic molecule, the smallest conceivable particle of protoplasm.

somæsthe'sia. Somatesthesia.

somatesthesia, somatæsthesia (so'mah-tes-the'zi-ah) [G. *sōma*(*sōmat-*), body, + *aisihēsis*, sensation.] Bodily sensation, the consciousness of the body.

somatæsthet'ic. Relating to somatesthesia.

somat'ic [G. *sōmatikos*, bodily.] 1. Relating to the soma or trunk. 2. Relating to the wall of the body-cavity; parietal. 3. Relating to the body; corporeal, physical. 4. Relating to the vegetative as distinguished from the generative, functions; vegetative, trophic.

somaticosplanchnic (so-mat-i-ko-splank'nik) [G. *sōmatikos*, relating to the body, + *splanchnikos*, relating to the bowels.] Relating to the body and the viscera.

somaticovisceral (so-mat-i-ko-vis'er-al). Somaticosplanchnic.

somatochrome (so'mat-o-krōm) [G. *sōma*, body, + *chrōma*, color.] Noting the group of neurons or nerve-cells in which there is an abundance of cytoplasm completely surrounding the nucleus.

somatodid'yamus [G. *sōma*(*sōmat-*), body, + *didymos*, twin.] A twin monster with fused bodies.

somatogenic (so'mah-to-jen'ik) [G. *sōma*(*sōmat-*), body, + *-genēs*.] Originating in the soma or body under the influence of external forces.

somatol'ogy [G. *sōma*, body, + *-logia*.] 1. The science which deals with the body, including both anatomy and physiology.

so'matome [G. *sōma*, body, + *tomos*, cutting.] A somite or metamere. 2. An instrument for cutting the trunk in embryotomy.

somatop'agus [G. *sōma*(*sōmat-*), body, + *pagos*, fastened together.] A twin monster attached by the bodies.

so'matoplasm [G. *sōma*(*sōmat-*), body, + *plasma*, something formed.] 1. The protoplasm of the cell-body. 2. The aggregate of all the forms of specialized protoplasm entering into the composition of the body.

so'matopleu'ral. Relating to the somatopleure.

somatopleure (so'mā-to-plūr) [G. *sōma*(*sōmat-*), body, + *pleura*, side.] The embryonic layer formed by the union of the parietal layer of the mesoderm with the ectoderm; somatic mesoblast.

so'matose. Trade name of a food preparation of the soluble albumin of beef.

somatospianchnopleuric (so'mā-to-splank'no-plu'rik). Relating to both somatopleure and splanchnopleure.

somatot'omy [G. *sōma*(*sōmat-*), body, + *tomē*, a cutting.] Anatomy of the animal body; dissection.

so'matotrid'yamus [G. *sōma*(*sōmat-*), body, + *tridymos*, triplet.] A triple monster united by the bodies.

somesthe'sia. Somatesthesia.

somite (so'mit) [G. *sōma*, body.] Primitive segment; one of the pair of masses, formed from the mesoderm between the digestive canal and the surface of the body in the embryo, from which the segment, provertebra, or metamere is developed.

som'nal [*L. somnus*, sleep.] An hypnotic compound of alcohol, chloral, and urethane, ethylated chloral-urethane; dose gr. 15-30. (1.0-2.0).

somnam'bulance. Somnambulism.

somnam'bulism [*L. somnus*, sleep, + *ambulare*, to walk about.] 1. A sleep disorder in which a person walks, writes, or performs other complex

acts automatically while in a condition of somnolence, having no recollection, on awaking, of what he has done. 2. A condition in which one's mental processes are conducted in a more or less unusual or odd way, and in which one seems confused and almost as if asleep.

somnam'bulist. A sleep-walker, one who is subject to somnambulism.

somnif'icent [L. *somnus*, sleep, + *facere*, to make.] 1. Soporific, hypnotic, causing sleep. 2. An agent which produces sleep.

somnif'erous [L. *somnus*, sleep, + *ferre*, to bring.] Somnifacient.

somnif'ic. Somnifacient.

somniloquence, **somniloquism** (som-nil'o-kwens, som-nil'o-kwizm) [L. *somnus*, sleep, + *loqui*, to talk.] Talking in one's sleep.

somnil'oquist. An habitual sleep-talker.

somniloquy (som-nil'o-kwi). Talking under the influence of hypnotic suggestion.

somnip'athist. 1. A sufferer from any sleep-disorder. 2. A subject of induced hypnotism.

somnip'athy [L. *somnus*, sleep, + G. *pathos*, suffering.] 1. Any disorder of sleep. 2. Hypnotism.

som'noform. Trade name of an anesthetic mixture, said to contain ethyl bromide, 5, ethyl chloride, 60, and methyl chloride, 35; recommended as an anesthetic for minor surgical operations and in dentistry.

som'nol. Trade name of a synthetic hypnotic derived from chloral-methane; dose 3½-2 (2.0-8.0).

som'nolence, **som'nolency** [L. *somnolentia*.] 1. Drowsiness, sleepiness. 2. A condition of semiconsciousness approaching coma.

som'nolent [L. *somnus*, sleep.] 1. Sleepy, drowsy, having an inclination to sleep. 2. In a condition of incomplete sleep, semicomatose.

somnolentia (som-no-len'shi-ah) [L.] 1. Somnolence. 2. Sleep-drunkness.

somnolescent (som-no-les'ent). Inclined to sleep, drowsy.

som'nolism. Hypnotism.

som'nos. Trade name of an hypnotic, said to be a solution of chloral glycerolate, obtained by the interaction of glycerin and anhydrous chloral; dose 3-4 (4.0-16.0).

som'nus [L.] Sleep.

somnosphere (so'mo-sfêr) [G. *sôma*, body, + *sphaira*, sphere.] One of the constituents, with the centrosome and centrosphere, of the archiplasm.

son'ifer [L. *sonus*, sound, + *ferre*, to carry.] A form of ear-trumpet, consisting of a receiver connected by a flexible tube with an ear-piece.

son'itus [L. *din*.] Tinnitus aurium.

sonom'eter [L. *sonus*, sound, + G. *metron*, measure.] A form of acoumeter, in the shape of a bell struck with varying degrees of force.

sono'rous [L. *sonorus*; *sonor*, sound.] Resounding, giving forth a sound. s. *râle*, a dry râle varying in character from a soft coo to a snore; it is often produced by the vibration of a mass of fibrinous exudate or viscid mucous secretion in a bronchus.

sophis'ticate [G. *sophistikos*, fallacious.] To adulterate.

sophistica'tion. Adulteration.

so'phol. Trade name of an organic silver compound, silver formonucleinate; a brown soluble powder recommended in conjunctivitis in 3 to 5 per cent. solution.

sophomania (sof-o-ma'ni-ah) [G. *sophos*, wise + *mania*, frenzy.] A form of megalomania in which the patient has an extravagant belief in his own wisdom.

Sopho'ra [Ar. *sofâra*.] A genus of plants in the order *Leguminosae*, or bean-family. s. *secundiflora*, coral-bean, a Texas species of stamens, siphoniferous. s. *tomento'sa*, a tropical species the bean of which has been used in cholera.

soph'orine. An amorphous poisonous alkaloid from *Sophora secundiflora* and other species, probably the same as cytisine, ulicine, or baptitoxine; its salts have been used in malaria and asthma.

so'por [L.] Stupor, an unnaturally deep sleep.

soporif'erous [L. *sopor*, deep sleep, + *ferre*, to bring.] Soporific.

soporif'ic [L. *sopor*, deep sleep, + *facere*, to make.] Hypnotic, somnifacient, causing deep sleep.

so'porose, **so'porous** [L. *sopor*, deep sleep.] Relating to or causing sleep; comatose, stuporous.

sorbefa'cient [L. *sorbere*, to suck up, + *facere*, to make.] 1. Causing absorption. 2. An agent which causes or facilitates absorption.

sor'bin. Sorbose, a very sweet non-fermentable glucose, C₆H₁₂O₆, obtained from the berries of the mountain ash, *Sorbus aucuparia*.

sor'bite. A sugar isomeric with mannite or dulcitol, C₆H₁₂O₆, + ½H₂O, obtained from the berries of the mountain ash, *Sorbus aucuparia*; is non-fermentable, does not reduce copper salt and is optically inactive.

sordes (sor'déz) [L. *sordere*, to be foul.] A dark brown or blackish crust-like collection on the teeth, and gums of a person with severe typhoid or other low fever.

sore [A.S. *sâr*.] 1. A wound, ulcer, or any cutaneous lesion. 2. Painful. bed-s., decubitus. inguinal s., a granulating chancroid. hard s., chancre. oriental s., oriental sore. soft s., chancroid. venereal s., chancroid.

sore-shins'. Periostitis of the anterior surface of the metacarpal bones in the horse.

sore-throat'. Odynphagia, angina; a condition characterized by pain or discomfort on swallowing; it may be any of a variety of inflammations of the tonsils, pharynx, or larynx. diphtheritic s., croupous tonsillitis. clergymen's s.-t., pharyngitis. hospital s.-t., a superficial septal inflammation of the mucous membrane of the tonsils and pharynx, sometimes observed in hospital internes and nurses. putrid s.-t., gangrenous pharyngitis, angina maligna or gangrenous cyananche maligna. spotted s.-t., follicular tonsillitis. ulcerated s.-t., putrid s.-t.

Soret's band (so-ra'). A dark band in the violet end of the hemoglobin spectrum.

sorghum (sor'gum). A plant with saccharine root *Andropogon sorghum*; the seeds are sometimes employed in domestic medicine as a diuretic.

soroche (so-ro'cha) [Sp.]. Mountain sickness.

sororia'tion [L. *sororiare*, to increase in size together.] (said of the female breasts); soroche, growth of the breasts at puberty.

sorr'el. A plant of the genus *Rumex*, containing oxalic acid; it is used as a salad. salt of s., oxalimonis.

soterocyte (so'ter-o-sit) [G. *sôter*, preserver, + *cyte*, cell.] Platelet.

soudan'. Sudan.

souffle (soo'fl) [Fr. *souffler*, to blow.] A soft blowing sound heard on auscultation. cardiac s., soft puffing heart murmur. fetal s., funicular s., a blowing sound, synchronous with the systole of the fetal heart, heard on auscultation over the pregnant uterus. placental s., uterine s., umbilical s. fetal s., uterine s., a blowing sound.

chronous with the cardiac systole of the mother, heard on auscultation of the pregnant uterus.

coul-pain (söl'pän). Psychalgia.

couma (soo'mah). A trypanosomiasis of horses in West Africa and the Sudan; the pathogenic agent in *Trypanosoma casabou*.

ound. 1. Noise; the vibrations produced by a sounding body, transmitted by the air or other medium, and perceived by the internal ear. 2. An elongated cylindrical, usually curved instrument of metal, used for exploring the bladder or other cavities of the body or for dilating strictures in the urethra or other canal. 3. Whole, healthy, not diseased or injured. 4. To explore a cavity by means of a sound. **auscul-tatory s.**, a râle, murmur, bruit, fremitus, or other sound heard on auscultation of the chest or abdomen. **cardiac s.**, **heart s.**, one of the two sounds heard on auscultation over the region of the heart; the first, the longer and duller of the two, occurs with the ventricular systole; the second, shorter and sharper, occurs in diastole, being the sound of the closure of the semilunar valves. **muscle s.**, a fine murmur heard on auscultation over the belly of a contracting muscle. **percus-sion s.**, any sound elicited on percussing over one of the cavities of the body. **respi-ratory s.**, a murmur, bruit, fremitus, or râle heard on auscultation over the lungs or any part of the respiratory tract.

our'wood. Oxydendron.

outh Dako'ta Hot Springs, South Dakota. Sul-phated-saline-calcic waters, 96° F. and 98° F. Eight springs. Used by drinking and bathing in neuralgia, gout, rheumatism, metallic and malarial toxemia, paralysis, neurasthenia, catarrhal disorders of the respiratory tract, chronic skin diseases, dyspepsia, Bright's disease, disorders of the liver and syphilis.

outhernwood. Abrotanum.

outhey's tubes (suth't) [Reginald S. Southey, English physician, *1835.] Cannulas of small, almost capillary, caliber, thrust by means of a trocar into the subcutaneous tissues to drain the same in case of anasarca.

TROCAR



CANNULA

SOUTHEY'S TUBE.

oxhlet's apparatus (soks'let) [Franz Soxhlet, German chemist, *1848.] An apparatus for sterilizing milk, the fluid being contained in sealed flasks surrounded by steam at a temperature of about 102° C. (215.6° F.).

oya, soy bean. The bean of the climbing herb *Glycine soja* or *G. hispida*, Chinese bean, a bean rich in albuminoids and containing little starch, the meal of which is used in preparing a bread for diabetics.

Soy'mida febrif'uga. The only species of the genus *Soymida*, a tree of the East Indies, the bark of which is astringent and antiperiodic.

ozal. Aluminum paraphenolsulphonate, a granular powder of slight carbolic odor, used in one per cent. solution as an antiseptic application to tuberculous and other ulcers.

ozin [G. *sozo*, I preserve.] Complement or alexin present in normal serum.

sozoidol (so-zo-i'o-dol). Diiodoparaphenol-sul-phonic acid, sozoidolic acid; a crystalline powder readily soluble in water, employed chiefly in the form of salts with aluminum, ammonium, barium, lead, lithium, magnesium, mercury, potassium, sodium, and zinc, which see under the following.

sozoidolate (so-zo-i'o-dol-ate). A salt of sozoidolic acid; most of the salts may be employed in place of iodoform. **alu'minum s.**, occurs in colorless needles soluble in 3 parts of water. **ammo-nium s.**, large shining prisms soluble in 30 parts of water. **ba'rium s.**, colorless needles almost insoluble in water. **lead s.**, colorless acicular crystals soluble in 200 parts of water. **lith'ium s.**, acicular crystals or scales, soluble in 30 parts of water; has been employed internally as a substitute for the salicylates in rheumatism. **magne'sium s.**, colorless needles soluble in 16 parts of water. **mer'cury s.**, mercurous diiodoparaphenolsulphonate, orange-yellow powder soluble in 500 parts of water; employed externally in syphilitic skin diseases and ulcerations and joint affections, and internally in dose of gr. $\frac{1}{2}$ (0.03). **potas'sium s.**, crystalline powder soluble in 70 parts of water; employed externally in parasitic skin diseases, and in ozena and gonorrhea. **so'dium s.**, colorless shining needles soluble in 14 parts of water; employed externally or by insufflation in chancre, tuberculous laryngitis, diphtheria, lupus, tuberculous abscesses and joint disease, and ulcers; internally as an intestinal antiseptic in doses of gr. 5-10 (0.3-0.6). **zinc s.**, colorless acicular crystals soluble in 20 parts of water; employed as an antiseptic and astringent application in various affections of the mucous membranes.

sozoidolic acid (so-zo-i-o-dol'ik as'id). Soziodol. **sozo'lic acid**. Acidum sulphocarbolicum.

sp. Abbreviation of *L. spiritus*, spirit.

Spa, Belgium (spah). Chalybeate-carbonated waters. Cold. Eight or nine springs. Used by drinking and bathing in diseases of women, anemia, chlorosis, gout, arthritis, rheumatism, nervous disorders, gastralgia, cachexia, liver affections, urinary disorders, dyspepsia, migraine, neuralgia, tendency to diarrhea, and debility. Mud baths are given. May to October.

space [L. *spatium*]. Any demarcated portion of the body, either an area of the surface, a segment of the tissues, or a cavity. **arach'noid s.**, subarachnoid s. **ax'illary s.**, the axilla. **car'diages**, one of the spaces in the ground substance of hyaline cartilage which contain the cartilage cells. **cor-neal s.**, lacuna, one of the stellate spaces in interstitial cement substance connecting the lamellæ of the cornea, each of which contains a cell or corneal capsule. **epidu'ral s.**, **cavum epidurale**, the space between the dura mater and the vertebral periosteum or the dura mater and the bones of the cranium, the latter probably lymph spaces. **epitympan'ic s.**, tympanic attic. **intercos'tal s.**, the interval between any two adjacent ribs. **intercu'ral s.**, the triangular area between the crura cerebri. **interglob'ular s.**, one of a number of irregular branching spaces near the periphery of the dentine, they are due to failure of calcification of the dentine. **interpleu'ral s.**, **mediastinum**. **medias'tinal s.**, **mediastinum**. **perforated s.**, **substantia perforata**. **pneuma'tic s.**, any one of the accessory sinuses of the nose. **poplit'eal s.**, a lozenge-shaped space at the back of the knee-joint bounded above by the biceps and semimembranosus and semitendinosus muscles, and below by the two heads of the gastrocnemius muscle; it contains the popliteal

artery and vein and the small sciatic and popliteal nerves. **retroperitoneal s.**, the space behind the peritoneum containing the aorta and its branches, the great sympathetic nerve, and the kidneys. **retropharyngeal s.**, the space posterior to the pharynx, filled with loose areolar tissue. **subarachnoid s.**, **cavum subarachnoidale**, the space between the pia mater and the arachnoid in which is the cerebrospinal fluid and, at the termination of the spinal cord, the nerves forming the cauda equina. **subdural s.**, **cavum subdurale**, the space between the dura mater and the arachnoid. **suprasteral s.**, a narrow interval between the deep and superficial layers of the cervical fascia above the manubrium sterni, Burns's space. **undefended s.**, **pars membranacea septi**. **yolk s.**, an interval in the impregnated ovum between the zona pellucida and the vitellus. **zonular spaces**, Petit's canal, **spatia* zonularia**.

spadix [G. a palm-branch.] A fleshy spike enveloped in a bract called a spathe.

spagiric (spä-jir'ik) [G. *spadō*, I tear open, + *ageirō*, I collect.] Relating to the Paracelsian or alchemical system of medicine.

Spallanzani's law (spahl-lahn-tsah'ne) [Lazaro Spallanzani, Italian naturalist and physiologist, 1729-1799.] The younger the individual the greater is the regenerative power of its cells.

spane'mia, **spane'mia** [G. *spanos*, rare, + *haima*, blood.] Poverty of the blood, hydremia, anemia.

spane'mic. 1. Relating to spanemia, anemic. 2. An agent which thins the blood.

Span'ish fly. *Cantharis*.

Span'ish wind'lass. Garrote tourniquet.*

span'omenorrhoe'a, **span'omenorrhoe'a** [G. *spanos*, rare, + *mēn*, month, + *rhoia*, flow.] Scanty menstruation.

spanopne'a, **spanopne'a** [G. *spanos*, rare, + *pneō*, breath.] Slow and shallow respiration.

spar'adrap. Adhesive plaster, especially a medicated plaster.

spargo'sis [G.]. 1. Distention of the breasts with milk. 2. Swelling or thickening of the skin.

spark [A.S. *spearc*.] A small incandescent particle. **electric s.**, the flash of light attended with a crackling or hissing sound produced by a discharge of electricity.

Spark'ling Cataw'ba Springs, North Carolina. The waters are said to be chalybeate and sulphurous. Three springs. Used by drinking and bathing for the decided alterative and tonic properties.

Sparta Mineral Wells, Wisconsin. Chalybeate waters. Twelve mineral wells. Used by drinking in various disorders.

sparteina (spar-te-e'na) [*spartium*.] Sparteine, an alkaloid obtained from scoparius, *Cytisus* or *Spartium scoparius*. **sparte'ine sul'phas** (U.S.), sparteine sulphate, a colorless, odorless, crystalline powder, of faint saline bitterish taste, soluble in water; employed as a cardiac stimulant and diuretic in doses of gr. $\frac{1}{4}$ -1 (0.015-0.06).

spar'tium. *Scoparius*.

spasm [G. *spasmos*.] An involuntary convulsive muscular contraction; convulsion, cramp. **cadaveric s.**, rigor mortis occurring irregularly in the different muscles, causing movements of the limbs. **canine s.**, risus sardonius. **carpoped'al s.**, see *carpopedal*. **clonic s.**, alternate involuntary contraction and relaxation of a muscle. **cynic s.**, risus sardonius. **fac'ial s.**, mimic tic. **functional s.**, an occupation neurosis, such as writer's cramp. **habit s.**, tic. **histrion'ic s.**, facial s., mimic tic.* **mimic s.**, mimic tic. in-

ten'tion s., a spasmodic contraction of the muscles occurring when a voluntary movement is attempted. **mobile s.**, a tonic spasm occurring in spastic infantile hemiplegia on attempted movement. **nic'titating s.**, winking s., *nyctitatio*, spasmodic winking. **nodding s.**, *nodding*, convulsions, a neurosis characterized by rhythmic nodding movements of the head. **occupa'tion s.**, **profes'sional s.**, occupation neurosis. **phonic s.**, dysphonia spastica. **ro'tatory s.**, *spasmus rotatorius*, a spasmodic contraction of the spiralis muscle, causing rotation of the head. **sal'tatory s.**, nodding s. **sal'tatory s.**, palmus, *smith's*, a hephestic* hemiplegia. **synclon'ic s.**, *clonus*, two or more muscles. **tonic s.**, a continuous voluntary muscular contraction. **winking s.**, *nyctitatio*.

spasmod'ic. Relating to or marked by spasm. **s. asthma**, asthma due to spasm of the bronchioles. **s. croup**, *laryngismus stridulus*, a stricture, a functional stricture, temporary narrowing of the urethra or other canal by a spasmodic localized contraction of its muscular coat. **spasmo'logy** [G. *spasmos*, spasm, + *-logia*, Science] of the nature, causation, and means of treating spasms.

spasmo'lyg'mus [G. *spasmos*, spasm, + *lyg'mos*, sobbing.] 1. Spasmodic sobbing. 2. Spasmodic hiccup.

spasmophilia (spaz'mo-fil'i-ah). *Spasmodiophilia*.

spasmo'phil'ic [G. *spasmos*, spasm, + *phil'ia*, love] Having a tendency to convulsive spasms. **diath'esis**, a condition in which there is an abnormal mechanical or electrical excitability of motor nerves, shown by a tendency to tetanic laryngeal spasm, or general convulsions.

spas'motin. Sphacelotoxin, $C_{25}H_{41}O_6$, a viscous resinous powder, used in amenorrhoea as a uterine tonic in doses of gr. $\frac{1}{4}$ -1 (0.01-0.06).

spasmotox'in. A toxic substance isolated from cultures of *Bacillus tetani*.

spas'mus [G. *spasmos*.] Spasm. **s. ag'itans**, *risus agitans*. **s. can'i'nus**, risus sardonius. **s. coordina'tus**, compulsive movements, imitative or mimic tics, *festinatio*. **s. glott'idis**, *laryngismus stridulus*. **s. nic'titans**, *nyctitatio*. **s. nu'tans**, nodding s. **spas'tic** [G. *spastikos*, stretching.] Spasmodic, convulsive. **s. ane'mia**, local anemia from vasoconstriction. **s. hemipleg'ia**, partial hemiplegia with increased reflexes and rigidity. **s. paral'ysis**, partial paralysis with rigidity.

spasticity (spas-tis'i-ti) A state of muscular rigidity and spasm with exaggeration of reflexes.

spathe (spadh) [G. *spathe*, a broadsword.] A bract enveloping a flower-cluster, or a spathe. **spat'ia**. Plural of *spatium*, space. **s. zonulae** [BNA], Petit's canal, the spaces between the fibers of the zonule of Zinn at the equator of the crystalline lens.

spatial (spa'shal). Relating to space or a space. **spatium**, pl. *spatia* (spa'shyum) [L.]. A space. **s. angul'i'ridis**, space of the angle of the iris. **s. of Pontana**, one of a number of triangular-shaped spaces between the fibers of the iris. **s. interfac'ia**, the space between Tenon's capsule (the connective tissue envelope of the eyeball) and the sclera. **s. interglo'bula're**, pl. *spatia* (interglo'bula're), a number of irregular branched spaces between the

periphery of the dentine of the crown of a tooth through which pass the ramifications of the tubules. **s. perichorioidea**'le, perichorioid space, the interval between the chorioid and the sclera, filled by the loose meshes of the lamina fusca and the lamina suprachorioidea. **s. zonula**'re, see *spatia**, *zonularia*.

spat'ula [L. dim. of *spatha*, a paddle.] A flat blade like a knife-blade, with no sharp edge, used in pharmacy for spreading plasters and ointments. **spat'ulate**, **spat'ulated**. Shaped like a spatula.

spav'in. A disease of the hock-joint of the horse, marked by inflammation and swelling. **blood s.**, a distention of the veins in the vicinity of the hock in a horse, due to pressure from the swelling of bog s. impeding the return flow of blood. **bog s.**, a distention of the capsular ligament of the true hock-joint in a horse, accompanied by heat and pain; the swelling appearing primarily in front is believed to be usually the result of sprain or other injury.

spay [Gael. *spoith*, castrate, or G. *spadōn*, eunuch(?).] To remove the ovaries, to castrate (a woman).

spearmint (spér'mint). *Mentha viridis*.

special (spé'shal) [L. *specialis*; *species*, a kind.] Relating to a particular subject, individual. **s. practice**, **specialism**. **s. senses**, the five senses of seeing, hearing, smelling, tasting, and feeling.

specialism (spé'shal-izm). In medicine the study and treatment of a particular group of diseases, as of the eye, of the nervous system, of children, etc.

specialist (spé'shal-ist). One who devotes himself to the study of a particular science or to the study and treatment of a particular group of diseases.

bacteria, bacteriologist. **childbirth**, obstetrician, accoucheur, man-midwife; accoucheuse, midwife. **deformities**, orthopedist, orthopedic surgeon. **diagnosis**, diagnostician. **digestive organs**, gastroenterologist. **diseases of children**, pediatrician. **diseases of women**, gynecologist. **ear**, aurist, otologist. **eye**, oculist, ophthalmologist; refractionist (fitter of glasses); optometrist (non-medical fitter of glasses); optician (maker of glasses). **feet** (non-medical), chiropodist. **heart**, cardiologist. **internal diseases**, internist. **intestine**, enterologist. **larynx**, laryngologist. **mental disorders**, psychiatrist, alienist, psychiatrist. **mouth**, stomatologist. **nervous diseases**, neurologist. **nose**, rhinologist, rhiniatrist. **obstetrics**, obstetrician, accoucheur, man-midwife; accoucheuse, midwife. **operative medicine**, surgeon, surgeon. **pathology**, pathologist. **protozoa**, protozoologist. **rectum**, proctologist. **skin**, dermatologist. **stomach**, gastrologist. **syphills**, syphilographer. **teeth**, dentist, dental surgeon, odontologist. **treatment**, therapist; electrotherapeutist (electricity); hydrotherapeutist (water); aerotherapeutist, pneumotherapist (air); balneologist (mineral springs); radiotherapeutist, roentgenologist, actinotherapeutist (radiant energy); pharmacotherapeutist (drugs) phototherapeutist (light rays); serotherapeutist (antitoxic and other sera); hypnotherapeutist (hypnotism). **tuberculosis**, phthisiotherapist, phthisiotherapeutist. **urinary organs**, urologist, genitourinary surgeon.

specialize (spé'shal-ize). To devote one's special study and attention to one subject or group of subjects.

specialty (spé'shal-ti). The particular group of diseases or branch of medical science to which one devotes his time and attention.

spé'cies, pl. *species* (spé'shēz) [L. a kind or sort.] 1. A biological division between the genus and a variety or the individual. 2. (plural) A class of pharmaceutical preparations in the P.G. and N.F., consisting of a mixture of dried plants, not pulverized, but in sufficiently fine division to be conveniently used in the making of extemporaneous decoctions or infusions; a tea. **s. aromaticæ**

(P.G.), aromatic tea, composed of peppermint leaves, wild thyme, and lavender flowers, each 2 parts, cloves and cubeb each 1 part. **s. diuret'icæ** (P.G.), diuretic tea, composed of levisticum root, ononis root, licorice root, and juniper berries each 1 part. **s. emollien'tes** (P.G., N.F.), emollient cataplasm, composed of althæa leaves, malva leaves, melilot (wild laburnum), German chamomile flowers, and flaxseed, each 1 part. **s. laxan'tes** (P.G., N.F.), laxative tea, St. Germain tea, composed of senna 160, elder flowers 100, fennel and anise each 50, potassium tartrate 25, tartaric acid 15. **s. ligno'rum** (P.G.), wood tea, composed of guaiac root 5, ononis root 3, licorice root 1, and saffrafras bark 1. **s. pectoral'es** (P.G. N.F.), pectoral tea, composed of marshmallow root 8, licorice root 3, orris root 1, colt's foot leaves 4, mullein flowers 2, anise 2.

spec'ific [L. *species* + *facere*, to make.] Relating to a species. 2. Relating to an individual infectious disease, one caused by a special microorganism; in a special restricted sense, syphilitic. 3. A remedy having a definite curative action in relation to a particular disease or symptom, as quinine in relation to malaria, or mercury to syphilis. 4. in eclectic practice, denoting a class of drug preparations of standard strength designed to meet certain special indications in the treatment of diseases or symptoms. **s. gravity**, see *gravity*.

specificity (spé-si-fis'i-ti). The condition or state of being specific, of having a fixed relation to a single cause, or to a definite result, as the case may be; specificity is manifested in the relation of a disease to its pathogenic microorganism, of a reaction to a certain chemical union, or of an antibody to its antigen, or the reverse.

specill'um, pl. *specilla*' [L. *specere*, to look.] A probe or small sound.

spectacles (spek'tā-kiz) [L. *spectare*, to regard.] * Lenses set in a frame which holds them in front of the eyes, used to correct errors of vision or to protect the eyes from the glare of the sun or electric light. The parts of the spectacles are the *lenses*; the *bridge* between the lenses, resting on the nose; the *rims* or *frames*, encircling the lenses, now often omitted, the bridge and the shoulders being riveted directly to the lenses; the *sides* or *temples*, wires passing on either side of the head to the ears; the *bows*, the curved extremities of the sides over the roots of the auricles; the *shoulders*, short bars attached to the rims or riveted to the lenses and jointed with the sides. **bifo'cal s.**, see *bifocal*. **Franklin s.**, divided s., an early form of bifocal s. in which the lower half of the lens is for near, the upper half for distant vision. **pantoscop'ic s.**, bifocal s. **pul'pit s.**, s. for near use, consisting of only the lower segment of the lens, so that the wearer may look over them for distance use. **stenopé'ic s.**, discs of wood or metal, with narrow slits in the center allowing only a minimum amount of light to enter.

spec'tral. Relating to a spectrum.

spectrom'eter [L. *spectrum* + G. *metron*, measure.] An instrument for determining the refractive power of any translucent substance.

spectrophotom'eter [L. *spectrum* + G. *phōs* (phōt-), light, + *metron*, measure.] An instrument for determining the intensity of color in a solution by comparing it with the color in a spectrum.

spect'roscope [L. *spectrum* + G. *skopōō*, I view.] An instrument for resolving a ray of light from any luminous body into its spectrum, and for the observation of the spectrum so formed.

spermatitis (spur-mă-ti'(te')tis). Inflammation of the ductus deferens, funiculitis, deferentitis.

spermatoblast [G. *sperma*(spermat-), seed, + *blastos*, germ.] Spermatid.

spermatocoele (spur-mă-to-sêl) [G. *sperma*, seed, + *kêlê*, tumor.] A cystic heart-shaped tumor of the epididymis containing spermatozoa.

spermatocidal (spur-mă-to-si'dal) [G. *sperma*(spermat-), seed, + L. *cadere*, to kill.] Destructive to spermatozoa.

spermatocyst [G. *sperma*(spermat-), seed, + *kystis*, bladder.] 1. Seminal vesicle. 2. Spermatocoele.

spermatocystectomy [G. *sperma*(spermat-), seed, + *kystis*, bladder, + *ektomê*, excision.] Surgical removal of the seminal vesicles.

spermatocystitis (sper-mă-to-sis-ti'(te')tis) [G. *sperma*(spermat-), seed, + *kystis*, bladder, + *-itis*.] Inflammation of a seminal vesicle; seminal vesiculitis.

spermatocystotomy [G. *sperma*(spermat-), seed, + *kystis*, bladder, + *tomê*, incision.] Incision into a seminal vesicle.

spermatocy'tal. Relating to the spermatocytes.

spermatocyte (spur-mă-to-sit) [G. *sperma*, seed, + *kytos*, a hollow (cell).] A cell resulting from division of the spermatogonium, which in turn forms by division the spermatid.

spermatogenesis [G. *sperma*, seed, + *genesis*, production.] The process of formation and development of the spermatozoon.

spermatogen'ic. Relating to spermatogenesis, forming spermatozoa.

spermatogenous (sper-mă-toj'en-us). Spermatogenic.

spermatogeny (sper-mă-toj'en-î). Spermatogenesis.

spermatogone, **spermatogonium** (spur-mă-to-gôn, spur-mă-to-go'nt-um) [G. *sperma*, seed, + *gonê*, generation.] The primitive sperm-cell giving rise by division to the spermatocyte; spermatospore, spermatophore.

spermatoid [G. *sperma*(spermat-), seed, + *eidôs*, resemblance.] 1. Resembling semen. 2. Spermatozoid.

spermatology [G. *sperma*(spermat-), seed, + *-logia*.] The branch of histology, physiology, and embryology dealing with the seminal secretion.

spermatol'ysin. A specific lysin formed in the fluids of the body in response to the repeated injection of spermatozoa; it is destructive to the spermatozoa of animals of the same species as that from which the injection material was obtained.

spermatol'yis [G. *sperma*(spermat-), seed, + *lysis*, solution.] Destruction, with dissolution, of the spermatozoa.

spermatoly'tic. Relating to spermatolysis.

spermatomere (spur-mă-to-mêr) [G. *sperma*(spermat-), seed, + *meros*, part.] One of the particles into which the nucleus of the spermatozoon divides after fertilization of the ovum.

spermatopath'ia, **spermatop'athy** [G. *sperma*(spermat-), seed, + *pathos*, suffering.] Any morbid change in the seminal secretion.

spermatophobia [G. *sperma*(spermat-), seed, + *phobos*, fear.] A form of hypochondriasis in which the patient erroneously believes himself to be suffering from spermatorrhea.

spermatin. An albuminoid in the seminal fluid.

spermatophore [G. *sperma*(spermat-), seed (semen), + *phoros*, a bearer.] Spermatogonium.

spermatopoeitic (spur-mă-to-poy-et'ik) [G. *sperma*(spermat-), seed, + *poieô*, I make.] Relating to the production of semen; secreting semen.

spermatorrhea, **spermatorrhœa** (spur-mă-to-re'ah)

[G. *sperma*(spermat-), seed, + *rhoia*, a flow.] An involuntary discharge of semen, without orgasm.

spermatoschesis (spur-mă-tos'kê-sis) [G. *sperma*(spermat-), seed, + *schesis*, retention.] Non-secretion of semen.

spermatospore [G. *sperma*(spermat-), seed (semen), + *sporos*, seed.] Spermatogonium.

spermatovum. An impregnated ovum.

spermato'on [G. *sperma*(spermat-), seed, + *don*, egg.] Spermatid.

spermatox'in. A cytotoxin specific for spermatozoa, spermotoxin.*

spermatozoa (spur-mă-to-zo'ah). Plural of spermatozoon.

spermatozo'al, **spermatozo'an**. Relating to spermatozoa.

spermatozoicide (spur-mă-to-zo'î-sid) [G. *spermatozôn*, + L. *cadere*, to kill.] Spermaticide.

spermatozoid. Spermatozoid.

spermatozo'oid [G. *sperma*(spermat-), seed, + *zôn*, animal, + *eidôs*, resemblance.] 1. Resembling spermatozoa. 2. A spermatozoon.

spermatozoon, pl. **spermatozo'a** (spur-mă-to-zo'on) [G. *sperma*(spermat-), seed, + *zôn*, animal.] The male sexual cell, the human s. is described as composed of a head, a neck, and a tail; the head is a broadly oval flattened body containing the nucleus, the neck and tail are of protoplasm containing an axial filament; the head is from 4 to 6 micra in length the neck and tail from 41 to 53 micra.

spermatu'ria [G. *sperma*(spermat-), seed, + *ouron*, urine.] Spermatorrhea occurring with the passage of urine.

sperm-cell. Spermatozoon.

spermiduct. The ductus deferens and ductus ejaculatorius.

sper'min. 1. An organic base, C₈H₁₁N, contained in semen and in small amount in sputum and other secretions; its phosphate forms the Boettcher and Charcot-Leyden crystals. 2. A synthetic substance, C₈H₁₁N₃, stimulating to the metabolic processes, and said to exist in the testicular juice or internal secretion of the testicle.

spermism. Spermatism.

spermium. Waldeyer's term for the mature male germ-cell or spermatozoon.

sperm-nu'cleus. The head of the spermatozoon, become spheroidal, after it has entered the ovum.

spermoblast. Spermatoblast, spermatid.

spermolith [G. *sperma*, seed, + *lithos*, stone.] A concretion in the ductus deferens.

spermoloropexis, **spermoloropexy** (spur'mo-lo-ro-peks'is, spur-mo-lo-ro-peks-î) [G. *sperma*, semen, + *lôron*, a thong, + *pêxis*, fixation.] Fixation of the spermatic cord; an operation for retained testicle, which consists in freeing the testis and spermatic cord from adhesions, bringing the testis down into the scrotum, and attaching the cord by sutures to the periosteum of the pubes.

spermol'yis. Spermatolysis.

spermoneural'gia. Neuralgia of the spermatic cord.

spermophlebectasia [G. *sperma*, seed, + *phleps* (*phleb*-), vein, + *ektasis*, extension.] Dilatation of the spermatic veins, varicocele.

spermoplasm. The protoplasm of the spermatozoon.

spermosphere [G. *sperma*, seed, + *sphaira*, sphere.] The mass of cells formed by the division of the spermatocyte and giving rise to the spermatids.

spermospore. Spermatospore, spermatogonium.

spermotox'ic. Relating to spermotoxin.

spermotox'in. A substance formed in animals, which have received injections of spermatozoa

from another species, which has the power of immobilizing and clumping the spermatozoa of animals of that other species.

spes phthisica (spēs (or spās) 'tiz'ī-kah) [L. *spes*, hope.] The feeling of hopefulness and confidence of recovery experienced by many sufferers from tuberculosis even in the later stages of the disease.

sp. gr. Abbreviation of specific gravity.*

sph. Abbreviation for spherical, or spherical lens.

sphacelate (sfas'e-lāt) [G. *sphakelos*, gangrene.] To slough, to become gangrenous.

sphacelation (sfas-e-la'shun). 1. The process of becoming gangrenous. 2. Necrosis, gangrene.

sphacelinic acid. Sphacelotoxin, spasmotin; a yellow resinous acid, $C_{20}H_{21}O_9$ (?), obtained from ergot, it causes marked contraction of the blood-vessels, producing gangrene when long continued.

sphacelism (sfas'e-lizm). Sphacelation.

sphaceloderma [G. *sphakelos*, gangrene, + *derma*, skin.] Gangrene of the skin.

sphacelotoxin. An active principle obtained from ergot, believed to be identical with sphacelinic acid.

sphacelous (sfas'e-lus). Necrotic, gangrenous, sloughing.

sphacelus (sfas'e-lus) [G. *sphakelos*, mortification.] 1. Moist gangrene. 2. A slough, a soft mass of necrotic matter.

sphaesthesia. Sphaesthesia.

sphaeranthus indicus. A plant of India from which a reddish volatile oil is obtained; used as a stimulant aphrodisiac.

sphaerobacterium, pl. *sphaerobacteria* [G. *sphaira*, ball.] Micrococcus.

sphaerococcus [G. *sphaira*, ball, + *kokkos*, berry.] Micrococcus.

sphaeroma [G. *sphaira*, sphere, + *-ōma*.] A tumor of spherical shape.

Sphaerotilus [G. *sphaira*, globe, + *tilos*, something pulled, flock.] A genus of *Chlamydbacteriaceae*. *S. bovis*, *Actinomyces bovis*.

sphagiasmus (sfā-jī-az'mus) [G. *sphagē*, throat.] Spasm of the neck muscles, spasmodic torticollis.

sphagitis (sfā-jī'je'tis) [G. *sphagē*, throat, + *-itis*.] Sore-throat.

sphenethmoid. Sphenothmoid.

sphenion. The tip of the sphenoidal angle of the parietal bone, a craniometric point.

sphenobasilar. Relating to the sphenoid bone and the basilar process of the occipital bone, noting a suture.

sphenoccipital. Sphenobasilar.

sphenocephaly [G. *sphēn*, wedge, + *kephalē*, head.] The state of having a wedge-shaped head.

sphenothmoid (sfe-no-eth'moyd). Relating to the sphenoid and ethmoid bones. **s. recess**, a recess above and behind the superior concha, or turbinated bone, into which the sphenoidal sinus opens.

sphenofrontal. Relating to the sphenoid and frontal bones, noting a suture.

sphenoid [G. *sphēn*, wedge, + *ēidos*, resemblance.] Wedge-shaped, sphenoidal. **s. angle**, see *angle*.

s. bone, os sphenoidale. **s. crest**, crista sphenoidalis. **s. fissure**, fissura orbitalis superior [BNA]. **s. process**, processus sphenoidalis. **s. sinus**, see *sinus*.

sphenoidal. Sphenoid, relating to the sphenoid bone.

sphenoiditis (sfe-noy-di'(de'tis). 1. Inflammation of the sphenoid sinus. 2. Necrosis of the sphenoid bone.

sphenomaxillary. Sphenozygomatic.

sphenomaxillary. Relating to the sphenoid bone and the maxilla. **s. fissure**, fissura orbitalis infe-

rior [BNA]. **s. fossa**, fossa pterygo-palatina [BNA].

sphenometer [G. *sphēn*, wedge, + *metron*, measure.] An instrument for measuring the size of the wedge to be removed in the operation for the correction of knock-knee.

spheno-occipital. Sphenobasilar.

sphenopalatine (sfe-no-pal'a-tin). Relating to the sphenoid and the palate bones. **s. foramen**, the s. notch converted into a foramen by the carotid surface of the body of the sphenoid bone. **s. notch**, incisura sphenopalatina, a deep notch between the sphenoidal and orbital processes of the palate bone.

sphenoparietal. Relating to the sphenoid and the parietal bones, noting a suture and a sinus which communicates with the cavernous sinus.

sphenopetrosal. Relating to the sphenoid bone and the petrous portion of the temporal bone, noting a suture.

sphenorbital. Noting the portions of the sphenoid bone in relation with the orbits.

sphenonasal'pingostaphylinus. Musculus tensor vel palatini [BNA].

sphenosis [G. *sphēnōsis*, a wedging together.] Impaction of the fetus in the pelvic canal during labor.

sphenosquamosal. Relating to the sphenoid bone and the squama of the temporal bone.

sphenotemporal. Relating to the sphenoid and the temporal bones.

sphenotic [G. *sphēnōtēs*, ear.] Relating to the sphenoid bone and the bony case of the ear. **s. center**, one of two centers of ossification of the sphenoid bone for the lingual, appearing about the eighth week. **s. foramen**, foramen lacerum medium.

sphenotresia (sfe-no-tre'si-ah) [G. *sphēn*, wedge, + *trēsis*, perforation.] Boring through the base of the skull, in order to facilitate its crushing in craniotomy.

sphenotribe [G. *sphēn*, wedge, + *tribē*, I beat.] An instrument for crushing the base of the skull after sphenotresia.

sphenotripsy. Crushing the base of the skull after sphenotresia.

sphenoturbinial. Noting the concha sphenoidalis - Bertin's bone.

sphenovomerine. Relating to the sphenoid bone and the vomer, noting a suture.

sphenozygomatic. Relating to the sphenoid and the zygomatic (malar) bones.

sphere [G. *sphaira*.] A ball or globular body. **attraction s.**, see *attraction*. **segmentation s.**, morula. **vitelline s.**, morula.

sphaesthesia, sphaesthesia (sfe-res-the'si-ah) [G. *sphaira*, sphere, + *aisthēsis*, sensation.] General hysteria.

spherical. Relating to or having the shape of a sphere or globe; globular. **s. aberration**, see *aberration* (4). **s. body**, the primitive sexual form of the non-malignant malarial parasite, developing later into the gametocyte, or flagellated form. **s. lens**, one the curved surfaces of which are segments of spheres; it may be either convex or concave, the former being called a *convex* lens, magnifying, or plus (+) lens, the latter a *concave* lens, reducing, negative, or minus (-) lens. A lens refracts the rays of light equally in all meridians.

spherobacterium [G. *sphēro*, ball, + *bakterion*, bacterium, micrococcus.

spherococcus. Sphaerococcus, micrococcus

sphero'cyl'inder. A combined spherical and cylindrical lens, one surface being spherical, the other cylindrical.

sphero'id [G. *sphaira*, sphere, + *eidōs*, resemblance.] Resembling a sphere, spheroidal. **s. col'ony**, a colony of protozoa in which the individual cells are held together in a coherent spherical mass by a gelatinous material.

spheroid'al. Spheroid.

sphero'ma. Sphaeroma.

sphero'meter [G. *sphaira*, sphere, + *metron*, measure.] An instrument for determining the degree of convexity of the surface of a sphere or a spherical lens.

spherule (sfer'ül). A minute sphere. **paranu'clear s.**, archiplasm.

sphincter (sfin'ktur) [G. *sphinktēr*, a band or lace.] An orbicular muscle which serves, when in a state of normal contraction, to close one of the orifices of the body. **pyloric s.**, a band of circular muscular fibers in the wall of the stomach near the pylorus, the contraction of which during digestion forms the antrum pyloricum. **pylor'ic s.**, a circular thickening of the muscular wall of the stomach surrounding the pyloric orifice. **s. ani**, see under *musculus*. **s. oc'uli**, *musculus orbicularis oculi*. **s. o'ris**, *musculus orbicularis oris*. **s. ure'thræ**, see under *musculus*. **s. vag'i'næ**, *musculus bulbocavernosus*. **s. veni'cæ**, *annulus urethralis*.

sphinc'teral. Relating to a sphincter.

sphincter'algia (sfin'ktur-al'ji-ah) [G. *sphinktēr*, sphincter, + *algos*, pain.] Pain in the sphincter ani muscles.

sphincteroc'tomy [G. *sphinktēr*, sphincter, + *ektomē*, excision.] Excision of a portion of the pupillary border of the iris.

sphincter'ial, sphincter'ic. Sphincteral.

sphincteris'mus. Spasmodic contraction of the sphincter ani muscles.

sphincterol'yxis [G. *sphinktēr*, sphincter, + *lysis*, loosening.] Operation for freeing the iris from the cornea in anterior synechia involving only the pupillary border.

sphinc'teroplasty [G. *sphinktēr*, sphincter, + *plassō*, I form.] Reporative or plastic surgery of any sphincter muscle.

sphinc'teroscope [G. *sphinktēr*, sphincter, + *skopeō*, I view.] A speculum to facilitate inspection of the internal sphincter ani muscle.

sphincterot'omy [G. *sphinktēr*, sphincter, + *tomē*, incision.] Division of a sphincter muscle.

sphingoine (sfin'go-ën). A leucomaine found in brain substance.

sphingomyelin (sfin'go-mi'el-in). A phosphatide in protagon.

sphyg'mic [G. *sphygmos*, pulse.] Relating to the pulse.

sphygmobolom'eter [G. *sphygmos*, pulse, + *bolos*, a throw, a cast, + *metron*, measure.] An instrument designed to measure the force of the pulse rather than the blood-pressure.

sphygmocar'diograph [G. *sphygmos*, pulse, + *kardia*, heart, + *graphō*, I record.] A polygraph recording both the heart beat and the radial pulse.

sphygmocar'dioscope [G. *sphygmos*, pulse, + *kardia*, heart, + *skopeō*, I examine.] Sphygmocardiograph.

sphygmochron'ograph [G. *sphygmos*, pulse, + *chronos*, time, + *graphō*, I write.] A modified sphygmograph which represents graphically the time relations between the beat of the heart and the pulse: one recording the character of the pulse as well as its rapidity.

sphyg'modynamos'eter [G. *sphygmos*, pulse, + *dynamis*, force, + *metron*, measure.] An instrument for measuring the force of the pulse beat.

sphygmogenin (sfig-moj'en-in) [G. *sphygmos*, pulse, + *gennaō*, I produce.] The active principle contained in an aqueous extract of the suprarenal capsule; adrenalin, suprarenin, epinephrin.

sphyg'mogram [G. *sphygmos*, pulse, + *gramma*, a record.] The graphic curve made by a sphygmograph.

sphyg'mograph [G. *sphygmos*, pulse, + *graphō*, I record.] An instrument consisting of a lever, the short end of which rests on the radial artery at the wrist, its long end being provided with a stylet which records on a moving ribbon of smoked paper the excursions of the pulse.

sphygmograph'ic. Relating to or made by a sphygmograph, noting the *s. tracing*, or sphygmogram.

sphygmog'raphy. 1. The use of the sphygmograph in recording the character of the pulse. 2. A treatise on or description of the pulse.

sphyg'moid [G. *sphygmos*, pulse, + *eidōs*, resemblance.] Resembling the pulse, pulse-like.

sphygmol'ogy [G. *sphygmos*, pulse, + *-logia*.] The scientific study of the pulse and the knowledge derived therefrom.

sphyg'momanom'eter [G. *sphygmos*, pulse, + *manos*, rare, thin, + *metron*, measure.] An instrument for measuring the blood-pressure; see *Janeway, Riva-Rocci, Rogers*, for illustrations.

sphygmom'eter [G. *sphygmos*, pulse, + *metron*, measure.] Sphygmomanometer.

sphygmomicroscope (sfig-mo-met-ro-skōp) [G. *sphygmos*, pulse, + *metron*, measure, + *skopeō*, I look at.] An instrument for auscultating the pulse, used especially in the auscultatory method of reading the blood pressure, more particularly the diastolic pressure.

sphygmo-oscillometer (sfig'mo-os-il-om'e-tur). An instrument resembling an aneroid sphygmomanometer employed in the measurement of the systolic and diastolic blood-pressure.

sphygmopalpa'tion [G. *sphygmos*, pulse, + *L. palpare*, to touch softly.] Feeling the pulse.

sphyg'mophone [G. *sphygmos*, pulse, + *phōnē*, sound.] An instrument by which a sound is produced with each beat of the pulse.

sphyg'moscope [G. *sphygmos*, pulse, + *skopeō*, I view.] An instrument by which the pulse beats are made visible by causing fluid to rise in a glass tube, by means of a mirror projecting a beam of light, or simply by a moving lever as in the sphygmograph.

sphygmosc'opy [G. *sphygmos*, pulse, + *skopeō*, I examine.] Examination of the pulse.

sphygmoe'stote (sfig-mo-sis'to-le) [G. *sphygmos*, pulse, + *syistolē*, a contracting.] The segment of the pulse wave corresponding to the cardiac systole.

sphygmoto'nograph [G. *sphygmos*, pulsation, + *tonos*, tension, + *graphō*, I write.] An instrument for recording graphically both the pulse and the blood-pressure.

sphygmotonom'eter [G. *sphygmos*, pulse, + *tonos*, tension, + *metron*, measure.] An instrument, like the sphygmotonograph, for determining the degree of blood-pressure.

sphyrectomy (sfi-rek'to-mi) [G. *sphyra*, hammer, + *ektomē*, excision.] Excision of the malleus.

sphyrot'omy [G. *sphyra*, malleus, + *tomē*, incision.] Section of the handle or other part of the malleus.

spi'ca [L. an ear of grain.] A spica bandage,* the

overlapping turns of which suggest an ear of barley.

spica nardi. Spikenard, *Aralia*.

spice bush. *Lindera benzoin*.

spicular. Relating to or having spicules.

spicule [L. *spiculum*.] A small needle-shaped body or spike.

spiculum, pl. *spicula* [L. dim. of *spica*, a point.] A spicule or small spike.

spider-can'cer. Telangiectasia.

spider-cells. Neuroglia or glia cells.

spider-web. *Tela aranea*, formerly used as a hemostatic.

Spiegel's line, S.'s lobe (spe'gel). See *Spigelius*.

Spiegler's reagent (spe'gler) [E. *Spiegler*, Viennese dermatologist, 1898.] Corrosive sublimate, 8; tartaric acid and sodium chloride, each 4; glycerin, 20; distilled water, 200; one or two drops of urine, acidulated with acetic acid and filtered, are run down the side of a test-tube containing this reagent, and where the two fluids touch there will be formed a sharply defined grayish white ring if the urine contains even the merest trace (1:250,000) of albumin.

spigelia (spi-je'll-ah) [after Adrien van den Spiegel, see *Spigelius*.] (U.S.) The rhizome and roots of *Spigelia marilandica*, pinkroot, an herb of the southern United States; anthelmintic in doses of 31-2 (2.0-8.0) for an adult.

Spigelian. Relating to or described by Spigelius.

spigeline. A poisonous volatile alkaloid, the active principle of spigelia; anthelmintic.

Spigelius's line [Adrian *Spigelius*, properly van den Spiegel, anatomist of Padua, born in Belgium, 1578-1625.] *Linea semilunaris* (1), marking the musculotendinous junction of the transversus abdominis muscle. *S.'s lobe*, *lobus Spigelii*, *lobus caudatus* of the liver.

spike [L. *spica*.] In botany, an indefinite inflorescence, in which the flowers are sessile on the central axis, differing from a raceme in which the flowers are stalked.

spikenard (spik'nard) [L. *spica nardi*.] *Aralia*.

Spilanthes oleracea. *Para cress*, a plant of South America, employed as a salad and medicinally as a stomachic and antiscorbutic, and locally for the relief of toothache.

spiloplasia (spi-lo-pla'nt-ah) [G. *spilos*, spot, + *plane*, a wandering.] A condition marked by the appearance and disappearance of points and patches of discoloration or hyperemia on various parts of the surface.

spiloplasia [G. *spilos*, spot, + *plax*, a plaque, plate.] Leprosy.

spiloma [G. a spot.] Nævus.

spilus [G. *spilos*, a spot.] Nævus.

spina, gen. and pl. *spinæ* [L. a thorn.] 1. The spine.

2. Any spine or sharp thorn-like process. *a. angularis* [BNA], angular spine, spinous process of the sphenoid bone, alar or sphenoidal spine, the posterior prolongation of the wing of the sphenoid bone on either side. *a. bifida*, a limited defect in the spinal column, consisting in absence of the vertebral arches, through which the spinal membranes, with or without spinal-cord tissue, protrude. *a. bifida occulta*, a form in which there is a spinal defect, but little or no protrusion of the cord or its membranes; the site of the defect is sometimes indicated by a growth of hair. *a. dorsalis*, the spinal column. *a. frontalis* [BNA], frontal spine, nasal spine of the frontal bone; a projection from the center of the nasal part of the frontal bone, which lies between and articulates with the nasal bones and the perpendicular

plate of the ethmoid. *a. helix*, an anteriorly directed spine at the extremity of the cranial helix of the auricle. *a. illiaca*, one of the iliac spines, named respectively *antero superior*, *anterior inferior*, *posterior superior*, and *posterior inferior*; the first of these gives attachment to the outer extremity of Poupart's ligament; the part of the sartorius muscle. *a. ischiatica* [H], sciatic spine, spine of the ischium, a pointed process from the posterior border of the ischium at a level with the lower border of the acetabulum. *a. meningeus*, Henle's spine, *spina supra nasalis*. *a. mentalis* [BNA], mental spine, genial tubercle, a slight projection, sometimes two, in the middle line of the posterior surface of the body of the mandible, giving attachment to the geniohyoid muscle (above) and the geniohyoglossus (below). *a. nasalis*, nasal spine, *a. frontalis* [BNA], *a. nasalis anterior*, anterior nasal spine; a small projection at the anterior extremity of the maxillary suture. *a. nasalis posterior*, posterior nasal spine, posterior palatine spine; the posterior extremity of the nasal crest. *a. palatina*, palatine spine; one of the bony ridges on the lower surface of the palatal part of the maxilla. *a. pedis*, a corn. *a. processus trochlearis* of the os calcis, a small tuberculum pubicum [BNA]. *a. scapulae*, prominent triangular ridge on the dorsal aspect of the scapula. *a. tegminis*, a slight bony process in the tympanum just above the opening of the mastoid antrum. *a. supra mastoidea*, Henle's spine. *a. trochlearis*, trochlear spine, a small bone arising from the edge of the fovea trochlearis, giving attachment to the pulley of the superior oblique muscle of the eyeball. *a. tympanica major*, the anterior edge of the notch of the incus or incisura tympanica. *a. tympanica minor*, the posterior edge of the notch of the incisura tympanica. *a. ventosa*, a condition occasionally seen in tuberculosis or cancer of the bone, in which there is absorption of bone leaving the medulla with a new deposit under the periosteum, looking as if the bone were eaten away with air.

spinach stools. Dark greenish porridge-like stools resembling chopped spinach, produced by the milk in infants.

spinal. 1. Relating to any spine or spinal process. 2. Relating to the vertebral column or canal, the canal formed by the vertebral arches in which is the *a. cord*. *a. columna*, *spina vertebralis*, *columna vertebralis*, *spina dorsalis*, the row or column of vertebrae with the intervertebral discs, forming the support of the trunk and enclosing the spinal cord; composed of 33 vertebrae—7 cervical, 12 thoracic, 5 lumbar, 5 sacral, and 4 coccygeal; the cervical vertebrae are fused, forming one bone, the axis, and the 4 coccygeal vertebrae are also fused, forming one bone, the coccyx. *a. cord*, *spinalis*. *a. curvature*, see *kyphosis*, *lordosis*, *scoliosis*. *a. irritation*, *neurasthenia*, or *neuralgia*, marked especially by parasternal pains in the back, with sensitiveness to pressure associated with more or less muscular weakness, constipation, and gastric disturbances. *a. narrow*, *medulla spinalis*. *a. nerves*, the nerves arising from the *a. cord*; there are 31 pairs on each side—8 cervical, 12 thoracic, 5 lumbar, 5 sacral, and 1 coccygeal. *a. sign*, *signum spinale*, the spinal muscles on the affected side. **spinal column.** Vertebral column, spine, backbone; see under *spinal*.

cleft, rachischisis, spondyloschisis, spina bifida. **curvature**, rhachiocampsis; scoliosis, rhachioscoliosis (lateral); cyrtosis, cyphosis, kyphosis, rachio-kyphosis, ithy-cyphosis, gibbus, gibbosity, humpback, hunchback (with convexity backward); lordosis, lordoma, ithylordosis (with convexity forward); cyphoscoliosis, kyphoscoliosis (backward and lateral); lordoscoliosis (forward and lateral); hettocytosis (slight curvature). **cutting into**, rachiotomy, spondylotomy, laminectomy. **disease**, spondylopathy, rachio-pathy, cacorrhachis. **droopy**, hydrorrhachis, rachiochysis. **hemorrhage into canal**, hematorrachis. **imperfect development**, atelorrhachidia. **inflammation**, spondylitis, spondylarthrititis, rachialgitis, rachia-gia; spondylarthrocace, Pott's disease; spondylopyosis (purulent). **instrument for measuring curvature**, rachiometer. **pain**, rachia-gia, rhachiorheuma, rachialgia, rachiodynia; spondylalgia, spondylo-dynia; hialalgia (sacrum); coccyalgia, coccygodynia, coccydynia, coccyodynia (coccyx); notalgia. **puncture**, rachio-centesis. **relating to**, spinal, rachidian, vertebral, spondylic. **straightening of curvature**, rachidiasis, rachilysis.

pinal cord'. Spinal marrow, medulla* spinalis, the portion of the central nervous system contained within the spinal, or vertebral, canal.

absence, amyelia. **anemia**, melanemia. **atrophy**, myelanolosis, myelatrophia, amyelotrophy, myelophthisis. **cavity formation in**, syringomyelia, myelosyringosis. **central canal**, myelocoele, syringocoele. **cystic disease**, myelocyst. **disease**, myelopathy, myeleterosis; leucomyelopathy (white substance); poliomyelopathy (gray substance). **disintegration**, myelodiastasis. **droopy**, hydrorrhachis, myelochysis, hydromyelia. **hemorrhage**, hematomyelia, myelorrhagia, myeloplexy; myelomenia (vicarious menstruation). **hyperemia**, myelhyperemia. **hypertrophy**, myelauze, myelopertrophy. **inflammation**, myelitis, notomyelitis; hematomyelitis (with blood effusion); leucomyelitis (white matter); poliomyelitis (gray matter); myelomeningitis (membranes); myeloneuritis (with multiple neuritis). **imperfect development**, atelomyelia, myelamelia. **membranes**, myelomeninges; ependyma (lining central canal). **pain**, myelalgia, myelodynia. **paralysis**, amyeloneuria, myeloparalysis, myeloplegia. **protrusion of**, myelocoele, spina bifida, myelomeningocoele, meningomyelocoele, myelocystocoele. **puncture**, rachio-centesis. **sclerosis**, myeloclerosis. **smallness**, micro-myelia. **softening**, myelomalacia. **tuberculosis**, myelophyma. **tumor**, myeloncus, myelophyma.

pina'lis [L.]. Spinal. See under *musculus*.

pi'nant. An agent increasing the reflex irritability* of the spinal cord.

pi'nate. Spined, having spines.

pin'dle [A.S.]. 1. In anatomy and pathology, any fusiform cell or structure, such as the inner segment of one of the rods or cones of the retina, or a spindle-cell. 2. Specifically the amphiaster, a spindle-shaped or fusiform figure formed by the fibrils of cytoplasm stretching between the asters, in the prophase of mitosis or caryocinesis.* **aortic s. of His**, a fusiform dilatation of the aorta following congenital narrowing at the part corresponding to the ductus arteriosus. **mus'cular s.**, a fiber of striated muscle. **neuromus'cular s.**, Kuehne's* muscle-spindle. **neuroten'dinous s.**, Golgi's* organ. **nu'clear s.**, spindle (2). **tigroid s.**, see *tigroid*.

pin'dle-cell. A fusiform cell, such as those in the deeper layers of the cerebral cortex.

pin'dle-celled. Composed mainly of spindle-shaped or fusiform cells. **s.-c. layer**, the inner layer of the cerebral cortex. **s.-c. sarco'ma**, a sarcoma composed mainly of fusiform, or spindle-shaped cells.

pin'dle-cat'aract. Fusiform cataract, a central opacity of the crystalline lens having the form of a spindle with the long axis directed antero-posteriorly.

pin'dle-shaped. Having the form of a spindle, bulbous in the center and tapering to a point at two opposite extremities; fusiform.

pin'dle-tree. Euonymus.

spine [L. *spina*]. 1. A short sharp process of bone,

a spinous process. 2. The backbone, the vertebral or spinal* column. 3. The bar* or stay in a horse's hoof. **alar s.**, an'gular s., spina angularis. **dorsal s.**, spina dorsalis, backbone, spinal or vertebral column. **he'mal s.**, the middle point of the hemal arch of the typical vertebra, represented by the sternum. **illac s.**, spina iliaca. **ischiad'ic s.**, sciatic s., spina ischiadica. **me'atal s.**, Henle's* spine. **mental s.**, spina mentalis. **nasal s.**, spina frontalis; spina nasalis. **neural s.**, the middle point of the neural arch of the typical vertebra, represented by the spinous process. **pubic s.**, tuberculum pubicum. **rail-way s.**, traumatic neurasthenia. **s. of the scapula**, spina scapulæ. **suprame'atal s.**, Henle's* spine. **trochlear s.**, spina trochlearis. **typhoid s.**, weakness and hyperesthesia of the spinal column occasionally noted as a sequel of typhoid fever.

spine-cell. Prickle-cell.

spinifugal (spi-ni'f'u-gal) [L. *spina*, spine, + *fugere*, to flee.] Passing in a direction away from the spinal cord, noting the efferent fibers of the spinal nerves.

spinipetal (spi-nip'e-tal) [L. *spina*, spine, + *petere*, to seek.] Passing in a direction toward the spinal cord, noting the afferent fibers of the spinal nerves.

spinitis (spi-ni'(ne')tis). 1. Myelitis. 2. Pott's* disease, spondylitis.

spinobul'bar. Relating to the spinal cord and the medulla oblongata.

spinocor'tical. Corticospinal.

spinocosta'lis. The superior and inferior serratus posterior muscles regarded as one.

spi'nogalvaniza'tion. The application of the constant electrical current to the spinal cord.

spinogle'noid. Relating to the spine and the glenoid cavity of the scapula.

spi'nol. Trade name of an iron preparation derived from spinach; dose, gr. 2-5 (0.13-0.3).

spinomus'cular. Relating to the spinal cord and the muscles supplied by the spinal nerves.

spinoneural (spi-no-nu'ral). Relating to the spinal cord and the nerves given off from it.

spino'se. Spinous.

spinotransversa'rius. The splenius and obliquus capitis major muscles regarded as one.

spino'us. Relating to, shaped like, or having a spine or spines. **s. process**, processus spinosus.

spinth'erism [G. *spinthër*, spark.] A subjective perception of sparks before the eyes, photopsia, spintheropia, synchysis scintillans.

spinth'rom'eter [G. *spinthër*, spark, + *metron*, measure.] An apparatus for determining the penetrating power *i.e.* the degree of hardness, of a Crookes' tube.

spinth'ropia (spin-ther-o'pi-ah) [G. *spinthër*, spark, + *ôps*, eye.] Spintherism.

spiradeno'ma [G. *speira*, coil, + *adên*, gland, + *-ôma*.]

1. Adenoma sudoriparum; a small rounded epithelial growth, of a glistening semitranslucent appearance, occurring in numbers about the face.

2. Multiple benign cystic epithelioma originating usually from the sweat-glands.

spi'ral [L. *spiralis*; *spira*, a coil.] 1. Coiled, winding around a center like a watch-spring; winding and ascending like a wire spring. 2. A structure in the shape of a coil. **Curschmann's s.**, see *Curschmann*.

spirem, **spireme** (spi'rem, spi'rêm) [G. *speirëma*, a coil.] The first stage of mitosis in which the chromatin appears in the form of irregularly disposed fibrils, the wreath or mother skein.

Spirilla'cæ. A family of *Schizomycetes*, which includes the curved, more or less spiral, cells; the genera are *Spirosoma*, *Microspira*, *Spirillum*, and *Spirochæta* (?).*

spirillosis (spi-ri-lô'sis). Any disease caused by the presence of spirilla in the blood or tissues.

Spiril'lum [L. dim. of *spira*, a coil.] A genus of *Spirillaceæ* containing rigid cells with polar tufts of flagella. *S. carteri*, *Spirochæta carteri*. *S. chol'erae asiaticæ*, comma bacillus, a motile, flagellated, gram-negative s., the specific cause of Asiatic cholera. *S. dut'toni*, *Spirochæta duttoni*. *S. metchniko'vi*, s. of Gamaleia. *S. no'vyi*, *Spirochæta novyi*. *S. obermei'eri*, *Spirochæta obermeieri*. s. of Den'cke, *Vibrio tyrogenum*, an organism resembling somewhat the comma bacillus, found in old cheese. s. of Fink'ler and Pri'or, *Vibrio proteus*, an organism resembling the comma bacillus, found in the feces in cholera nostras. s. of Gamale'ia, *Vibrio metchnikovi*, an organism resembling the comma bacillus, found in the intestines of chickens with apparent chicken-cholera.

spir'it [L. *spiritus*.] 1. An alcoholic liquor stronger than wine, obtained by distillation. 2. An alcoholic solution of a volatile or gaseous substance; see *spiritus*. Colum'b'ian s., deodorized methyl alcohol. meth'ylated s., denatured alcohol, ethyl alcohol containing one-ninth its volume of wood alcohol. proof s., dilute alcohol containing about 50 per cent. absolute alcohol; see *proof-spirit*. pyroli'gneous s. [G. *pyr*, fire, + L. *lignum*, wood], methyl or wood alcohol. pyrox'ylic s. [G. *pyr*, fire, + *oxys*, acid, + *hyle*, stuff], methyl or wood alcohol. s. of Mindere'rus, liquor ammonii acetatis.

spir'it-lamp. A lamp used mainly for heating in laboratory work, in which alcohol is burned.

spirituous (spir'it-tu-us). Containing alcohol in large amount, noting liquors; alcoholic.

spir'itus, gen. and pl. *spiritus* [L. *spirare*, to breathe.] Spirit; a pharmacopeial preparation, or one made in the same way, consisting of alcoholic solution of a gaseous or volatile substance, differing from a *tinctura* which is an alcoholic solution of a non-volatile substance (with the exception of *tincture of iodine*).

s. ac'id'i for'mici (N.F.), spirit of formic acid, s. formicarum (P.G.), spirit of ants; a 33 per cent. solution of formic acid in alcohol and water; counterirritant.

s. æ'theris (U.S., Br.), spirit of ether; ether 325, alcohol 675 (U.S.); ether 10, 90 per cent. alcohol 20 (Br.); stimulant and carminative in doses of 31-3 (4.0-12.0).

s. æ'theris compos'itus (U.S., Br.), compound spirit of ether, Hoffmann's anodyne; ether 325, alcohol 650, ethereal oil 25 (U.S.); ether 34, 90 per cent. alcohol 78, sulphuric acid 36, water 14, sodium bicarbonate sufficient to neutralize (Br.); carminative, antispasmodic, stimulant, and anodyne in doses of 31-3 (2.0-8.0).

s. æ'theris nitro'si (U.S., Br.), spirit of nitrous ether, sweet spirit of niter; an alcoholic solution of ethyl nitrate (U.S.), of ethyl nitrite, aldehyde, and other substances (Br.); sedative, diuretic, and diaphoretic in doses of 1120-30 (1.3-2.0).

s. ammo'niæ (U.S.), spirit of ammonia, contains 10 per cent. by weight of ammonia gas; antispasmodic and stimulant in doses of 1120-30 (0.6-2.0).

s. ammo'niæ aroma'ticus (U.S., Br.), aromatic spirit of ammonia; ammonium carbonate 34, ammonia water 90, oil of lemon 10, oil of lavender flowers 1, oil of nutmeg 1, alcohol 700, distilled water to make 1000 (U.S.); antispasmodic, stimulant, carminative, and antacid, in doses of 31-1 (2.0-4.0).

s. ammo'niæ fet'i'dus (Br.), fetid spirit of ammonia; asafetida, 14, is macerated in alcohol, 15, for 24 hours, then distilled and to the distillate are added strong

solution of ammonia, 2, and sufficient alcohol to make 20; stimulant and antispasmodic in doses of 31-1 (2.0-4.0).

s. amyg'dalæ ama'ræ (U.S.), spirit of bitter almond essence of bitter almond; oil of bitter almond 12, alcohol 800, distilled water to make 1000; employed as a flavoring agent.

s. an'i'si (U.S., Br.), spirit of anise; oil of anise 10, alcohol 900; carminative and antispasmodic in doses of 31-2 (4.0-8.0).

s. an'thos, s. rosmarini.

s. armor'a'ciæ compos'itus (Br.), compound spirit of horseradish; horseradish root 5 ounces, water 50, oil of lemon 10, oil of nutmeg 55 grains, alcohol 14, distilled water 14 pints, distill to 2 pints (as usual); diuretic in doses of 31-2 (4.0-8.0).

s. aroma'ticus (N.F.), aromatic spirit, compound spirit of orange (U.S.) 65, in alcohol 93; used as a flavoring agent.

s. aurant'i compos'itus (U.S.), compound spirit of orange; oil of orange peel 200, oil of lemon 10, coriander 20, oil of anise 5, alcohol to make 1000; employed chiefly as a flavoring agent in doses of 31-1 (2.0-4.0).

s. cajupu'ti (Br.), spirit of cajuput; oil of cajuput 10, alcohol 9; used in chronic catarrhal inflammation in doses of 31-1 (2.0-4.0).

s. campho'ræ (U.S., Br.), spirit of camphor tincture of camphor; camphor 100, alcohol to make 1000; antispasmodic and sedative in doses of 1120-1 (2.0), and applied locally in sprains and other painful affections.

s. cardamo'mi compos'itus (N.F.), compound spirit of cardamom; similar to the compound tincture of cardamom (U.S.) without the cochineal, used as a flavoring agent.

s. chlorofo'rmi (U.S., Br.), spirit of chloroform; chloroform 60, alcohol 90, alcohol 19 (Br.); used as an anodyne in colic and other painful affections in doses of 1120-60 (1.3-4.0).

s. cinnamo'mi (U.S., Br.), spirit of cinnamon; cinnamon 100, alcohol 900; carminative in doses of 1120-15 (0.6-1.0).

s. curassao' (N.F.), spirit of curacao; an alcoholic solution of the oils of Curacao orange, lemon, and bitter almond; used as a flavoring agent.

s. formica'rum (P.G.), spirit of ants, s. formici (N.F.).

s. frumen'ti (U.S.), whiskey,* an alcoholic liquid obtained by the distillation of the mash of fermented grain; employed as a stimulant in doses of 31-1 (30.0-60.0).

s. gaultheriæ (U.S.), spirit of gaultheria, oil of wintergreen; oil of gaultheria 50, alcohol 950; employed chiefly as a flavoring agent in doses of 1120 (0.6-1.3).

s. glycer'ini (U.S. 1890), s. glycerylis nitratis (U.S.), spirit of glycerol trinitrate, spirit of nitroglycerin, spirit of glycerol trinitratum (Br.), solution of nitroglycerin; a powerful alcoholic solution of glycerol trinitrate, employed in asthma, angina pectoris, and to relax arteries in doses of 1121-2 (0.06-0.13).

s. junip'eri (U.S., Br.), spirit of juniper; oil of juniper 10, alcohol 950; diuretic in doses of 31-1 (2.0-4.0).

s. junip'eri compos'itus (U.S.), compound spirit of juniper; oil of juniper 8, oil of caraway and oil of fennel each 1, alcohol 1400, water to make 1000; diuretic in doses of 31-4 (4.0-16.0).

s. lavan'dulæ (U.S., Br.), spirit of lavender, how'ers of lavender; oil of lavender flowers 50, alcohol 950; carminative and used as a flavoring agent in doses of 31-1 (2.0-4.0).

s. limo'nis (U.S. 1890), spirit of lemon essence, lemon; oil of lemon 50, alcohol 950.

s. men'tha pip'eri'tæ (U.S., Br.), spirit of peppermint, essence of peppermint; oil of peppermint 10, alcohol to make 1000 (U.S.), oil of peppermint 1, 90 per cent. alcohol 10 (Br.), carminative in doses of 1125-30 (0.3-0.6).

s. men'tha vir'idis (U.S.), spirit of spearmint, essence of spearmint; oil of spearmint 100, alcohol to

alcohol to make 1000; carminative in doses of $\mathbb{M}20-40$ (1.3-2.5).

s. Mindere'ri (Br.), liquor ammonii acetatis.

s. myr'cia (U.S. 1890), spirit of myrcia, bay-rum; oil of myrcia 16, oil of orange-peel 1, oil of allspice 1, alcohol 1220, water to make 2000; employed as a toilette preparation.

s. myr'tica (Br.), spirit of nutmeg; volatile oil of nutmeg 1, 90 per cent. alcohol 9; employed as a flavoring agent in doses of $\mathbb{M}30-60$ (2.0-4.0).

s. o'lei volat'ilis (N.F.), spirit of volatile oil; a 64 per cent. alcoholic solution of any volatile oil.

s. ophthal'micus (N.F.), ophthalmic spirit, alcoholic eyewash; oil of lavender 2, oil of rosemary 6, alcohol to make 100; used as an eyewash.

s. phos'phori (N.F.), spirit of phosphorus; phosphorus 0.12, absolute alcohol 100; nerve tonic in dose of $\mathbb{M}8$ (0.5).

s. rectifica'tus (Br.), rectified spirit, alcohol (U.S.), contains 90 per cent. by volume (85.65 per cent. by weight) of absolute alcohol.

s. rosmari'ni (Br.), spirit of rosemary, s. anthos; oil of rosemary 1, 90 per cent. alcohol 9; employed as a perfume in lotions and liniments.

s. sapon'a'tus, spirit of soap; (1) (N.F.) Castile soap 17.5, in alcohol and water 100; detergent; (2) a preparation of the German Pharmacopeia similar to the linimentum saponis mollis (U.S.).

s. sina'pis (N.F.), spirit of mustard; a 2 per cent. solution of volatile oil of mustard in alcohol; counter-irritant.

s. tena'lor [L. weaker spirit], proof-spirit.

s. vi'ni, spirit of wine, alcohol (U.S.), s. rectificatus (Br.).

s. vi'ni gal'lici (U.S., Br.), spirit of French wine, brandy,* an alcoholic liquid distilled from wine; employed as a stimulant in doses of $\mathbb{F}3-2$ (15.0-60.0).

Spiro's test (spe'ro) [Karl Spiro, German physiological chemist, *1867.] A method for the determination of ammonia and urea in the urine, by treatment with pulverized barium oxide and petroleum.

spirobacteria. The spiral or curved bacterial forms, including the spirilla, the spirochetes, and the vibrios.

Spirochaeta (spi-ro-ke'ta) [G. *speira*, a coil, + *chaist*, flowing hair.] A genus of *Mastigophora*, or flagellated protozoans, the members of which are of wavy or twisted thread-like form, with an undulating membrane; many are parasitic in the blood of vertebrates; also written *Spirochaete*. The genus was formerly, and still is by some bacteriologists, included under the *Schizomycetes* in the family *Spirillaceae*. **S. balan'tidis**, a species found in balanitis circinata. **S. bal-bian'tis**, a large species found in oysters, possibly a trypanosome. **S. bucca'lis**, a form found in the mouth. **S. car'teri**, causes Indian relapsing fever. **S. den'tium**, a supposedly non-pathogenic species found in food collections between the teeth. **S. dut'toni**, causes African relapsing fever. **S. inter'rogans**, provisional name given to a spirochete found in the kidney in a case of yellow fever. **S. lymphat'ica**, a species asserted to be pathogenic of leucemia. **S. microgyra'ta**, a form marked by short sharp turns, found in ulcerating cancer and in feces, regarded by Robertson and Wade as pathogenic for cancer. **S. no'vyi**, found in relapsing fever in America. **S. obermei'eri**, *S. recurrentis*, Obermeier's spirillum, an elongated, flagellated, motile, spiral organism, the specific cause of relapsing* fever; it is undetermined whether this is a bacterial or a protozoan organism. **S. pall'ida**, *Treponema pallidum*. **S. pallid'ula** (palish), *S. pertenuis*. **S. pertenu'is** (L. very slender), *Treponema pertenuis*, the supposed specific organism of yaws. **S. plicat'ilis**, a very large species, the first discovered (by Ehrenberg

in 1838); it is sometimes as long as 200 micra ($\frac{1}{125}$ inch), and is non-parasitic, so far as known. **S. recurren'tis**, *S. obermeieri*. **S. refrin'gens**, a species found associated with *Treponema pallidum* in syphilitic ulcers. **S. vincent'i**, a form found along with the fusiform bacillus in cases of Vincent's angina, possibly *S. dentium* or a related form.

Spirochaetida (spi'ro-ke'ti-dah) [G. *speira*, a coil, + *chaist*, flowing hair.] An order of *Zoömastigophora*, embracing elongated motile spiral organisms, usually evidently flagellated.

spirochete (spi-ro-két'). Any individual of the genus *Spirochaeta*.

spirochetosis (spi-ro-ke-to'sis). Any disease caused by a spirochete.

spi'rograph [L. *spirare*, to breathe, + G. *graphō*, I write.] A device for representing graphically the depth and the rapidity of the respiratory movements.

spiro'ma [G. *speira*, coil, + *-ōma*.] Spiradenoma.

spiro'm'eter [L. *spirare*, to breathe, + G. *metron*, measure.] An appliance for measuring the air-capacity of the lungs.

spiromet'ric. Relating to spirometry or the spirometer.

spirom'etry. Testing the air-capacity of the lungs by means of a spirometer.

Spirom'onas [G. *speira*, a twisted shape, + *monas*, a unit.] A group of flattened, ribbon-shaped *Spirillaceae*.

Spirone'ma [G. *speira*, a coil, + *nēma*, thread.] *Treponema*.

spi'rophore [L. *spirare*, to breathe, + G. *phoros*, a bearer.] A sort of pneumatic cabinet used for artificial respiration; the patient is placed in the cabinet, with his head outside and as the air within is alternately exhausted and under pressure the patient is made to inhale and exhale.

spi'rosal. Trade name of the monoglycol ester of salicylic acid, recommended as an external application in rheumatism and other painful conditions.

Spiruli'na [L. dim. of *spira*, a twisted shape.] A group of *Spirillaceae* much coiled and twisted.

spi'rus [G. *speiros*, a shroud, a wrapper.] A thin almost imperceptible layer or covering.

spiss'ated [L. *spissatus*; *spissare*, to thicken.] In-spissated, thickened.

spiss'itude [L. *spissitudo*; *spissus*, thick.] The state of being inspissated, noting the condition of a fluid thickened almost to a solid by evaporation or inspissation.

spit [A.S. *spittan*.] 1. To eject saliva, mucus, or other fluid from the mouth, to expectorate. 2. Saliva, expectoration, sputum.

spittle (spit'l) [A.S. *spāil*.] Saliva.

Spitz'ka's bundle [Edward Charles Spitzka, New York neurologist, 1852-1914.] A collection of white fibers passing from the oculomotor nuclei to the cortex of the opposite side. **S.'s mar'ginal tract or zone**, a small thin layer of white substance in the spinal cord, just anterior to the posterolateral sulcus, containing some of the outer fibers of the posterior nerve-roots outside of Burdach's tract; called also Lissauer's marginal zone or tract and Waldeyer's zonal layer. **S.'s nu'cleus**, the central group of nerve-elements in the oculomotor nucleus; called also Perlia's nucleus.

Spix's spine [Johannes Baptist Spix, German anatomist, 1781-1826.] Lingula of the mandible, a minute bony process at the margin of the inferior dental foramen, giving attachment to the spheno-mandibular ligament.

Suffering from chronic disease of the spleen. 3. Fretful, surly.

plē'nial [G. *splēnion*, bandage.] 1. Relating to the splenium. 2. Relating to a splenius muscle.

plē'nīc. Relating to the spleen. **s. cell**, splenocyte.

plēnīc'terus. Jaundice associated with splenitis.

plēnīc'ulus. Splenculus.

plēnīferr'in. Trade name of an extract of the spleen of an ox combined with iron, recommended as a hematinic.

plēnīfīc'ation [L. *splen*, spleen, + *facere*, to make.] Splenization.

plē'niform [L. *splen*, spleen, + *forma*, form.] Resembling the spleen, splenoid.

plē'nin. Trade name of an extract of the spleen of the ox.

plēnīferr'ate. Relating to the splenius and serratus muscles.

plēnītis (splē-nī'(ne')tis) [G. *splēn*, spleen, + *-itis*.] Inflammation of the spleen.

plē'nium [G. *splēnion*, bandage.] 1. A compress or bandage. 2. In anatomy a structure resembling a bandaged part. **s. cor'poris callo'si**, the thickened posterior extremity of the corpus callosum.

plē'nus [G. *splēnion*, a bandage.] A muscle or group of muscles at the side and back of the neck; see under **musculus**.

plēnīz'ation. A condition of the lung in which it is so intensely congested as to be quite solid so as to sink in water.

plēnoblast (splē'no-blast) [*spleno*(cyte) + G. *blastos*, germ.] The mother cell of the splenocyte.

plēnocele (splē'no-sēl) [G. *splēn*, spleen, + *kēlē*, tumor, hernia.] 1. A splenic tumor. 2. A splenic hernia.

plēnocerato'sis [G. *splēn*, spleen, + *keras*, horn.] Induration of the spleen.

plēnocleisis (splē-no-klē'sis) [G. *splēn*, spleen, + *kleiō*, I shut up, confine.] Inducing the formation of new fibrous tissue on the surface of the spleen by friction or wrapping with gauze.

plēnocol'ic. Relating to the spleen and the colon, noting a ligament or fold of peritoneum passing between the two viscera.

plēnocyte (splē'no-sit) [G. *splēn*, spleen, + *kytos*, cell.] One of the uninuclear leucocytes or lymphocytes of the spleen.

plēnodyn'ia [G. *splēn*, spleen, + *odynē*, pain.] Splenalgia.

plēnog'raphy [G. *splēn*, spleen, + *graphē*, a description.] A treatise on or description of the spleen.

plēnohē'mia, **plēnohē'mia**. Splenemia.

plē'nohep'atomega'lia, **plē'nohep'atomeg'aly** [G. *splēn*, spleen, + *hēpar*(*hēpat*-), liver, + *megas*(*mega*-), large.] Enlargement of both spleen and liver.

plē'noid [G. *splēn*, spleen, + *eidos*, resemblance.] Spleniform, resembling the spleen.

plē'nokerato'sis. Splenocerositis.

plēnolaparot'omy. Laparosplenotomy.

plēnol'ogy [G. *splēn*, spleen, + *-logia*.] The branch of medical science which has to do with the spleen.

plē'nolymphat'ic. Relating to the spleen and the lymph-glands.

plē'nolymph gland. See *gland*.

plēnol'yisin. A specific antibody destructive to the splenic cells, obtained by injection of splenic pulp into an animal.

plēnol'yisis [G. *splēn*, spleen, + *lysis*, solution.] Destruction of the splenic tissue.

splēno'ma. Splenocoele (1), splenoncus, a tumor of the spleen.

splē'nomala'cia [G. *splēn*, spleen, + *malakia*, softness.] Softening of the spleen.

splē'nomed'ullary [L. *splēn*, spleen, + *medulla*, marrow.] Splenomyelogenous.

splē'nomega'lia, **splē'nomeg'aly** [G. *splēn*, spleen, + *megas*(*mega*-), large.] Enlargement of the spleen. **trop'ical s.**, kala azar.

-splenomyelogenous (splē'no-mi-el-oj'en-us)[G. *splēn*, spleen, + *myelos*, marrow, + *gennaō*, I produce.] Originating in the spleen and bone-marrow, noting a form of leucemia.

splenomyelomalacia (splē'no-mi'el-o-mal-a'sī-ah) [G. *splēn*, spleen, + *myelos*, marrow, + *malakia*, softness.] Pathological softening of the spleen and bone-marrow.

splenon'cus [G. *splēn*, spleen, + *onkos*, tumor.] Splenoma, splenocoele (1).

splē'noneph'ric. Relating to the spleen and the kidney, lienorenal.

splē'nopancrat'ic. Relating to the spleen and the pancreas.

splē'noparecta'sia [G. *splēn*, spleen, + *parektasis*, a stretching out.] Extreme enlargement of the spleen.

splenop'athy [G. *splēn*, spleen, + *pathos*, suffering.] Any disease of the spleen.

splenopex'ia, **splē'nopexy** [G. *splēn*, spleen, + *pēxis*, fixation.] Suturing in place an ectopic or wandering spleen.

splē'nophren'ic [G. *splēn*, spleen, + *phrēn*, diaphragm.] Relating to the spleen and the diaphragm, noting a ligament or fold of peritoneum extending between the two structures.

splenopneumonia (splē-no-nu-mō'nī-ah). Pneumonia with extensive splenization of the lung, the exudate filling the smaller bronchi as well as the alveoli.

splenopto'sia, **splenopto'sis** [G. *splēn*, spleen, + *ptōsis*, falling.] Floating spleen, abnormal mobility of the spleen.

splē'norrhā'gia [G. *splen*, spleen, + *-rhagia*.] Hemorrhage from a ruptured spleen.

splenor'rhaphe [G. *splen*, spleen, + *rhaphē*, a suture.] 1. Suturing a ruptured spleen. 2. Splenopexia.

splenot'omy [G. *splēn*, spleen, + *tomē*, incision.] 1. Anatomy or dissection of the spleen. 2. A surgical operation on the spleen.

splenotox'in [G. *splēn*, spleen.] A cytotoxin specific for cells of the spleen.

splenoty'phoid fever. Typhoid fever marked by unusual enlargement of the spleen.

splē'ulus [L. dim. of *splen*, spleen.] A small or rudimentary spleen; accessory spleen.

splenun'culus, pl. *splenun'culi* [L. dim. of *splen*, spleen.] Accessory spleen, splenculus, splenulus, lienunculus.

splint. 1. An apparatus for preventing movement of a joint or between the ends of a broken bone. 2. The splint-bone, or fibula. 3. An exostosis between one of the small bones and the shank, or on any of the three bones of the foreleg, of the horse; it is apt to cause lameness, especially in the trot. **Bava'rian s.**, a splint made of plaster-of-Paris contained between two layers of flannel; when it is in place, adapted to the limb, the plaster is moistened and sets into a firm perfectly fitting splint. **coapt'ion s.**, a short splint designed to prevent overriding of the ends of a fractured bone, usually supplemented by a longer splint to fix the entire limb. **plaster s.**, a splint

constructed of bandages or strips of gauze impregnated with plaster-of-Paris.

splint-bone. (1) Fibula. (2) The second or fourth, or internal or external small metacarpal bones in the horse; these are splinter-like in shape and lie on either side of the metacarpal, or cannon bone.

splinter. A sharp fragment of bone separated in a fracture.

splints. Osteitis and periostitis resulting in the formation of nodules of new bone on the inner and upper aspects of the foreleg in young horses.

split-hand. Cleft hand.*

split-foot. Cleft foot.*

split-products. Two substances into which protein is split by treatment with absolute alcohol containing 2 per cent. sodium hydroxide in solution; one, a poisonous body, soluble in the menstruum, is non-specific; the other, non-poisonous and insoluble, is specific; the poisonous body when injected into guinea-pigs produces symptoms identical with those of serum anaphylaxis; with injections of the non-toxic substance the animals are sensitized as with unbroken protein.

spodomyelitis (spod-i-o-mi-ê-li'(le')tis) [G. *spodios*, gray, + *myelos*, marrow, + *-itis*.] Poliomyelitis.

spodogenous (spô-dôj'en-us) [G. *spodos*, ashes, + *gennaô*, I produce.] Caused by waste material. **s. splenomegaly**, enlargement of the spleen supposed to be due to an accumulation of degenerated erythrocytes in the organ.

spodophagous (spô-dôf'a-gus) [G. *spodos*, ashes, + *phagô*, I eat.] Disintegrating the waste materials in the body, noting the scavenger cells.

spodophorous (spô-dôf'o-rus) [G. *spodos*, ashes, + *phoros*, a carrier.] Removing or carrying off waste materials from the body, noting the emunctories.

spoke-shave. Ring-knife; a modification in miniature of the carpenter's tool of this name, for use in removing tumors in the nasal and other cavities.

spondyl'al'gia [G. *spondylos*, vertebra, + *algos*, pain.] Rhachialgia, spondylodynia, pain in the vertebral column.

spondylarthrit'is (spon-dil-ar-thri'(thre')tis) [G. *spondylos*, vertebra, + *arthron*, joint, + *-itis*.] Inflammation of the intervertebral articulations.

spondylarthrocace (spon-dil-ar-throk'â-se) [G. *spondylos*, vertebra, + *arthron*, joint, + *kakê*, badness.] Tuberculous inflammation of the vertebrae; Pott's disease, Rust's disease.

spondyl'exarthrosis (spon'dil-eks'ar-thro'sis) [G. *spondylos*, vertebra, + *ex*, out of, + *arthron*, joint.] Dislocation of a vertebra.

spondylit'ic. Relating to spondylitis.

spondylitis (spon-di-li'(le')tis) [G. *spondylos*, vertebra, + *-itis*.] Inflammation of one or more of the vertebrae; Pott's disease. **s. deformans**, arthritis and osteitis deformans involving the spinal column; it is marked by nodular deposits at the edges of the intervertebral discs, with ossification of the ligaments and bony ankylosis of the intervertebral articulations, and results in a rounded kyphosis with rigidity. **s. rhizomel'ica**, rhizomelic spondylitis.* **s. typho'sa**, typhoid spine.*

spondylize'ma [G. *spondylos*, vertebra, + *hizêma*, a settling down.] Kyphotic pelvis.

spondylocace (spon-di-lok'â-se) [G. *spondylos*, vertebra, + *kakê*, badness, vice.] Spondylarthrocace.

spondylodymus [G. *spondylos*, vertebra, + *didymos*, twin.] A twin monster with fusion along the vertebral column.

spondylodyn'ia [G. *spondylos*, vertebra, + *odynê*, pain.] Spondylalgia, rhachialgia.

spondylolisthesis [G. *spondylos*, vertebra, + *olista-sis*, a slipping and falling.] A forward dislocation of the body of the last lumbar vertebra on the sacrum.

spondylolisthet'ic. Relating to or marked by spondylolisthesis.

spondylopathy [G. *spondylos*, vertebra, + *pathos*, suffering.] Any disease of the vertebra. **spondylopathic s.**, Kuemmel's* disease.

spondylopyo'sis [G. *spondylos*, vertebra, + *pyo*, suppuration.] Suppurative inflammation of one or more of the vertebral bodies.

spondyloschisis (spon-dil-os'ki-sis) [G. *spondylos*, vertebra, + *schisis*, fissure.] Congenital fissure of one or more of the vertebral arches, **s. rachischisis**.

spondylo'sis [G. *spondylos*, vertebra.] **Vertebral ankylosis. rhizomel'ic s.** [G. *rhiza*, root, + *melos*, limb], a form of spondylitis deformans in which the hips and shoulders (the "roots" of the limbs) are involved more or less, being restricted in their movements or completely ankylosed.

spon'dylother'apy [G. *spondylos*, vertebra, + *therapeia*, treatment.] Spinal therapeutics; the treatment of disease by manipulation (massage), percussion, application of electricity, cauterization, etc.) of the vertebral column.

spondylo'tomy [G. *spondylos*, vertebra, + *tomê*, severance.] 1. Section of the spine of the fetus to facilitate delivery in case of impaction. 2. Laminectomy, rhachitomy.

spondyl'ous [G. *spondylos*, vertebra.] Vertebra relating to a vertebra.

sponge (spunj) [G. *spongia*, sponges.] 1. The fibrous skeleton of an aquatic organism from which the cellular matter has been removed; employed in surgery for mopping away blood and other fluids during an operation; now usually replaced by gauze. 2. Any absorbent material, such as gauze or prepared cotton, used in lieu of a sponge in surgical operations. 3. Any material having a sponge-like texture, such as iron sponge, used in the purification of water. **bleached s.**, **spon-decolorata** (N.F.).

sponge-graft'ing. The placing of small bits of sponge on a granulating surface in order to promote a growth of epidermis.

sponge-tent. *Spongia compressa* (N.F.).

spon'gia [G.] Sponge. In homeopathic practice roasted sponge, *spongia usta*, triturated with sugar of milk; employed in the treatment of croup and of chronic hoarseness in doses of 3d to 30th potency. **s. cera'ta**, waxed sponge. **sponge-tent**; purified sponge cut to the desired shape and dipped in melted wax. **s. compressa** (N.F.), compressed sponge, **sponge-tent**, a sponge is impregnated with thin mucilage of gum arabic, wrapped with twine to the desired shape, and then dried; used to dilate sinuses, the os uteri, etc., the dried sponge absorbing moisture after insertion. **s. decolora'ta** (N.F.), decolorized or bleached sponge; a sponge treated successively with potassium permanganate, sodium thiosulphate, diluted hydrochloric acid, and sodium carbonate. **s. usta**, Turkish sponges cut into small pieces and heated in an apparatus like a coffee roaster; employed in homeopathy, as *spongia*.

spon'giform [L. *spongia*, sponge, + *forma*, form] Having the appearance of a sponge.

spon'gin. The fibrous or horny constituent of sponges.

spon'gioblast [G. *spongia*, sponge, + *blastos*, germ] 1. Amacrine* cell. 2. A primitive neuroblast cell.

one of the layer of columnar cells in the neural tube.

spongocyte (spun'jī-o-sīt) [G. *spongia*, sponge, + *kytos*, cell.] A neuroglia cell.

spon'gioid [G. *spongia*, sponge, + *eidōs*, resemblance.] Spongiform.

spongiop'lin. A tissue consisting of a loosely woven mesh enclosing bits of sponge, coated on the back with a layer of india rubber; used as a substitute for poultices, being dipped in hot water and applied to the skin.

spongioplasm [G. *spongos*, sponge, + *plasma*, thing formed.] The fibrillar network supporting the fluid portion, or hyaloplasm, of protoplasm; cytotreticulum.

spongiō'sa [G. *spongos*, sponge.] The gray matter of the spinal cord forming the horns, except that which caps the head of the dorsal horn and encircles the central canal; see *substantia gelatinosa*.

spongiō'sitis (spon-jī-o-sī'(se')tis). Inflammation of the corpus spongiosum, or corpus cavernosum urethrae.

spon'gy. Of sponge-like texture, spongiform, spongioid. **s.** bone, (1) cancellous bone; (2) one of the turbinated bones.

spontā'neous [L. *spontaneus*; *sponte*, voluntarily.] Occurring without external stimulation.

spoon [A.S. *spōn*, chip.] An instrument consisting of a rod with a small bowl- or cup-shaped extremity. **David's s.**, see *David*. **sharp s.**, an instrument with a small cup-shaped extremity having sharpened edges, used for scraping skin lesions. **Volkmann's s.**, see *Volkmann*.

spoon-nail. Celonychia.

sporad'ic [G. *sporadikos*, casttered.] Occurring singly, not grouped; neither epidemic nor endemic.

sporadoneure (spo-rad'o-nūr) [G. *sporadikos*, scattered, + *neuron*, nerve.] A nerve-cell in the tissues outside of the nerve-centers or ganglia.

sporan'gia. Plural of sporangium.

sporan'gial. Relating to or of the nature of a sporangium.

sporan'gium [G. *sporos*, seed, + *angeion*, vessel.] In botany, a sac containing spores.

spore [G. *sporos*, seed.] The reproductive cell of a sporozoan or of a cryptogamous plant; a cell of an inferior order to an ovum or seed. **black s.**, a degenerating malarial or other blood parasite in the body of the mosquito. **swarm-s.**, see *swarm*-spore*.

sporid'ical (spo-ri-sī'dal) [G. *sporos*, seed, + L. *cadere*, to kill.] Destructive to spores.

sporicide (spo-ri-sīd). 1. Sporidical. 2. 'An agent which kills spores.

sporid'ium. A protozoan spore, an embryonic protozoan organism, sometimes parasitic in man or the lower animals.

sporif'erous [L. *spora*, spore, + *ferre*, to bear.] Producing spores.

sporip'arous [L. *spora*, spore, + *parere*, to bear.] Reproducing by means of spores, sporiferous.

sporo'blast [G. *sporos*, seed, + *blastos*, offspring.] A secondary cyst, containing the sporozoite, formed within the oöcyst.

sporo'carp [G. *sporos*, seed, + *karpōs*, fruit.] In botany, a multicellular structure, in certain

cryptogams, resulting from a sexual process, which produces the spores and atrophies when these are discharged.

sporo'cyst [G. *sporos*, seed, + *kystis*, bladder.] The intermediate (asexual) generation of a trematode worm; by some regarded as the second larval stage; it is developed in the body of a gastropod from the *miracidium* and gives origin to the *cercariae*, either directly or through an intermediate generation, the *redia*.

Sporocystin'ea. A suborder of *Coccidiidia* in which the sporoblasts have sporocysts.

sporo'genesis [G. *sporos*, seed, + *genesis*, production.] 1. Sporogony. 2. The production of spores.

sporogenous (spo-roj'en-us) [G. *sporos*, seed, + *gennaō*, I produce.] Sporiparous.

sporogeny (spo-roj'en-ī). Sporogenesis.

sporo'gium [G. *sporos*, seed, + *gonē*, generation.] The sporocarp in mosses, moss-fruit.

sporo'gony [G. *sporos*, seed, + *gonē*, generation.] Sporogenesis, reproduction by means of spores.

spo'ront [G. *sporos*, seed, + *ōn(ont-)*, being.] A sexually mature protozoan parasite which has become detached from its host, leaving its attaching organ behind; it produces *anisospores* that conjugate to form the *sigote*, this developing into the *schizont* which begins the non-sexual cycle.

sporo'phore [G. *sporos*, seed, + *phoros*, bearer.] 1. In botany, the part which bears the seeds or spores. 2. Sporophyte.

sporo'phyl, **sporo'phyll** [G. *sporos*, seed, + *phyllon*, leaf.] A spore-bearing leaf, often greatly modified.

sporophyte (spo-ro-fit) [G. *sporos*, spore, + *phylon*, plant.] Sporophore, the spore-bearing stage, or life-cycle, of a plant.

sporo'plasm [G. *sporos*, seed, + *plasma*, thing formed.] The protoplasm of the ovum.

sporoplas'mic. Relating to sporoplasm.

sporothe'ka [G. *sporos*, seed, + *thēkē*, case.] The envelope enclosing the minute needle-like spores of the malarial parasite in the mosquito.

sporotrichosis (spo-ro-tri-ko'sis) [*sporotrichum* + *-osis*.] A cutaneous and subcutaneous mycosis (affecting also the mucous membrane of the mouth and pharynx) caused by mucedines of the genus *Sporotrichum*; three forms are described—a disseminated gummatous form (*s. beurmani*), a gummatous lymphangitis (*s. schenkii*), and a form characterized by the presence of multiple abscesses (*s. dori*). **trop'ical s.**, due to *Sporotrichum indicum*.

Sporotrichum (spo-rot'rik-um) [G. *sporos*, seed, + *thrix(trich-)*, hair.] A genus of fungi of the family *Mucedinac*, some species of which give rise to various forms of sporotrichosis; the species described are *S. beurmani*, *S. dori*, *S. indicum*, and *S. schenkii*.

Sporozo'a [G. *sporos*, seed, + *zōon*, animal.] A subphylum (or class) of *Protozoa*, embracing parasitic forms without organs of locomotion, which reproduce chiefly by sexual or non-sexual spore formation.

sporo'zo'an. 1. Relating to the *Sporozoa*. 2. An individual cell of the *Sporozoa*, a sporozoan.

sporo'zoite (spo-ro-zo'īt) [G. *sporos*, seed, + *zōon*, animal.] One of the minute elongated bodies resulting from the repeated division of the oökinete or oöcyst, falciform body; in the case of the malarial parasite it is the form which is introduced into the blood by the bite of a mosquito and enters the erythrocyte, there to develop into the mature parasite.



SHARP SPOON.

sporozo'oid [G. *sporos*, seed, + *zōon*, animal, + *eidos*, resemblance.] A falciform figure seen in certain cancerous tumors, regarded by some as a sporozoan spore or sporozoite.

sporozo'on [G. *sporos*, seed, + *zōon*, animal.] An individual sporozoan organism.

sport. An organism varying in whole or in part, without apparent reason, from others of its type; this variation may be transmitted to the descendants or the latter may revert to the original type.

sporula'tion. Production of or division into spores, a mode of reproduction of unicellular organisms; see *multiple fission*.*

spor'ular. Relating to a spore or sporule.

spor'ule [L. *sporula*; dim. of *spora*, spore.] A spore, a small spore.

spot [A.S. *splot*.] 1. A limited area differentiated in color, elevation, texture, or sensation from the general surface; macula, papule, pustule. 2. To lose a slight amount of blood *per vaginam*, sufficient to "spot" the napkin. **acoustic s.**, macula acustica. **blind s.**, papilla nervi optici. **blue s.**, macula cerulea. **embryon'ic s.**, area germinativa. **germ'inal s.**, a prominent nucleolus in the germinal vesicle or nucleus of the ovum. **hypno-gen'ic s.**, a point sometimes present in susceptible subjects, pressure upon which will throw the person into an hypnotic state. **hysterogen'ic s.**, a point pressure upon which will induce a paroxysm of hysterolepsy in a susceptible subject. **Koplik's s.**, see *Koplik*. **milk s.**, macula alba. **pelvic s.**, see *pelvic*. **spongy s.**, an area in the external auditory canal where a number of minute blood-vessels enter from the mastoid bone; vascular zone. **tem'perature s.**, one of a number of definitely arranged spots on the skin sensitive to heat and cold, but not to ordinary pressure or pain stimuli. **ten'dinous s.**, macula alba. **white s.**, macula alba. **yellow s.**, macula lutea.

spotted fever. 1. Typhus* fever. 2. Epidemic cerebrospinal* meningitis. 3. Tick* fever (4).

sprain [L. *exprimere*, to press out.] 1. An injury to a joint, with possible rupture of some of the ligaments or tendons, but without dislocation or fracture. 2. To cause a sprain of a joint.

spray. A jet of liquid in fine drops, coarser than a vapor; it is produced by forcing the liquid from the minute opening of an atomizer, mixed with air.

Spreng'el's deform'ity [Otto Gerhard Carl Sprengel, German surgeon, *1852.] Congenital elevation of the scapula, attributed by Sprengel to pressure exerted in utero through deficiency of amniotic fluid.

screw. Sprue.

spring-finger. Trigger finger.*

spring-halt. A myoclonus in a hind leg of a horse, the leg being flexed beyond the normal and then stamped on the ground.

spring-hock. Inflammation of the ligaments of the hock in the horse, caused by a strain, and marked by sudden and great swelling above and below the hock, local heat, and lameness.

Spring Lake Well, Michigan. Muriated-saline-calcic waters.

spruce. A tree of the genus *Picea*. **s. gum**, an exudate from the trunk and branches of *Picea mariana*, extensively used, flavored in various ways, as a masticatory, or chewing-gum.

sprue. 1. Aphthae* thrush. 2. Tropical diarrhea, psilosis; a chronic remitting catarrhal inflammation of the mucous membrane of the alimentary tract, occurring in the tropics, characterized by

stomatitis, diarrhea, anemia, and *etc.*

3. In mechanical dentistry, a piece of steel or metal used for making the ingate when casting molten metal.

spunk. Punk, fungus chirurgorum, toothache; surgeons' agaric, amadou; the stem of a fungus. *Polyporus fomentarius*, impregnated with *etc.*

spur [A.S. *spora*.] A horny outgrowth from a skin; a dull spine or projection from a bone; a small projection from any structure, calcar.

spurge. Euphorbia.

spurge-flax. Mezereum.

spu'rious [L. *spurius*, of illegitimate birth.] False, not genuine, adulterated.

spurred rye. Ergot.

sputa. Plural of sputum.

sputamen'tum. Sputum.

spu'tum, pl. *spu'ta* [L. *sputum*; *sputare*, to spit.] Expectorated matter, especially *etc.* mucopurulent matter expectorated in disease the air-passages. 2. An individual mass of *etc.* matter. **albu'minoid s.**, the frothy expectoration of pulmonary edema. **glob'ular s.**, *etc.* green s., s. aeruginosum. **nul'mular s.**, a coherent mass expectorated in globular *etc.* which does not run at the bottom of the *etc.* forms a discoid mass resembling a coin. **pru-juice s.**, a thin reddish expectoration, characteristic of gangrene or cancer of the lung and *etc.* cases of pneumonia. **rusty s.**, a reddish *etc.* blood-stained expectoration characteristic of *etc.* pneumonia. **s. aerogen'o'sum**, a green ex-*etc.* toration seen occasionally in jaundice. **s. coecum**, the opaque purulent s. of the later stages of *etc.* chitis. **s. crudum**, the clear viscid *etc.* *etc.* pectoration of the early stages of bronchitis. **s. cruen'tum**, bloody expectoration.

squa'ma, pl. *squa'mae* [L. a scale] 1. A thin *etc.* of bone. 2. An epidermic scale. **s. front'is**, frontal squama, the broad curved portion of the frontal bone forming the forehead. **s. scap'u-lis**, the tabular or squamous portion of the *etc.* tal bone. **s. tempora'lis**, temporal squama, scale, squamous portion of the temporal bone.

squa'mate. Squamous, scale-like, scaly.

squamocell'ular. Relating to or having squam-epithelium.

squamofron'tal. Relating to the squama front'is.

squamomas'toid. Relating to the squamous *etc.* petrous portions of the temporal bone.

squa'mo-occip'ital. Relating to the squam-portion of the occipital bone, developing part in membrane partly in cartilage.

squamoparietal (skwa'mo-pa-ri'e-tal). Relating to the parietal bone and the squamous portion of the temporal bone.

squamopetro'sal. Relating to the squamous *etc.* petrous portions of the temporal bone.

squa'mosa. The squama of the frontal, occip-*etc.* or temporal bone, especially the latter.

squa'mo'sal. Squamous, relating to the squam-*etc.* the temporal bone.

squamosphenoid (skwa'mo-sfe-noy'id). *etc.* squamosal, relating to the sphenoid bone *etc.* squama of the temporal bone.

squamotem'poral. Relating to the squama temp'o-ralis.

squa'mous [L. *squamosus*.] Squamate, squam-*etc.* scale-like, scaly; relating to or covered with scales; relating to a squama.

squa'mozygoma'tic. Relating to the squam-*etc.* the zygomatic process of the temporal bone.

squarrose, **squarous** (skwa'ros, skwa'rus). Scab-scurfy.

quaw-root. 1. *Caulophyllum thalictroides*, blue cohosh. 2. *Conophalis americana*, cancer-root.

quaw-vine. *Mitchella*.

quibb's diarrhea's mix'ture [E. R. Squibb, American manufacturing chemist.] (N.F.) Tincture of capsicum 10, tincture of opium and spirit of camphor each 20, chloroform 8, alcohol to make 100; dose, $\pi\pi_30$ (2.0). **S.'s rhu'barb mix'ture**, *mistura rhei composita* (N.F.).

quill. *Scilla*. **Indian s.**, *urinea*.

quillit'ic. Relating to, containing, or prepared from quill.

quint. 1. Strabismus. 2. To suffer from strabismus. **al'ternating s.**, a form of s. in which both eyes remain steady or move alike when either eye indifferently is covered; that is to say, one in which either eye fixes. **concom'itant s.**, strabismus in which the deviating eye follows the other in its movements, the angle between the visual axes remaining the same. **conver'gent s.**, internal s. **dynam'ic s.**, heterophoria. **diver'gent s.**, external s. **exter'nal s.**, divergent s., exotropia; the form in which the visual axes diverge. **inter'nal s.**, convergent s., esotropia, cross-eye; the form in which the visual axes converge. **la'tent s.**, heterophoria. **suppressed s.**, heterophoria. **ver'tical s.**, a form in which the visual axis of one eye deviates upward (strabismus sursum vergens) or downward (strabismus deorsum vergens). **unioc'ular s.**, one in which one eye only fixes; that is, when one eye is covered both eyes move, when the other eye is covered both remain steady.

quire's cath'eter [Trumann Hoffman Squire, American surgeon, 1823-1889.] Vertebrated catheter.*

quirt'ing cu'cumber. Elaterium.

r. Chemical symbol of strontium.

roma'num. Sigmoid flexure, colon* sigmoideum.

s. Abbreviation of *L. semis*, half.

stab [Gael. *stab.*] 1. To pierce with a narrow pointed instrument, as a knife or dagger. 2. A stab wound.* 3. A stab culture.*

table (stab'il) [*L. stabilis*.] Stable, steady, fixed; noting (1) certain constituents of serum unaffected by ordinary degrees of heat, etc., and (2) an electrode held steadily on a part during the passage of an electric current.

table (sta'bl) [*L. stabilis*; *stare*, to stand.] Firm, steady, stabile. **s. el'ements**, tissue cells which cease to multiply by mitosis at a certain period after birth.

taccato (stak-kah'to) [It. detached, separate.] A musical term noting a series of notes separated from one another by a distinct interval; noting in medicine a form of speech, also called scanning speech, in which the words and syllables are separated by brief pauses.

tacke opera'tion (stah'keh) [Ludwig Stacke, German otologist, *1859.] The pinna and cartilaginous auditory canal are separated from their attachments and turned forward; the outer wall of the attic is now removed and the external wall of the antrum, so that tympanum, aditus, and antrum make but one cavity, thus giving free exit to pus in mastoiditis.

tactom'eter [*G. staktos*, dropping. + *metron*, measure.] Stalagmometer,* a dropper, an instrument for measuring the number of drops in a given quantity of a liquid.

ta'dium, pl. *sta'dia* [*G. stadion*, a measure of distance, about 600 feet, used in races.] A stage in the course of a disease, especially of an acute pyretic disease. **s. acmes**, the acme or height of

a disease. **s. augmen'ti**, the stage of rising temperature. **s. calo'ris**, the feverish stage in a malarial paroxysm. **s. decremen'ti**, the stage of falling temperature or deservescence. **s. defer-vescen'tiæ**, s. decrementi. **s. deflorescen'tiæ**, the stage of disappearing eruption in an exanthematous disease. **s. florescen'tiæ**, the eruptive stage in an exanthematous disease. **s. fri'goris**.

(1) the cold stage or stage of chill in a malarial paroxysm; (2) the algid stage in cholera. **s. invasio'nis**, the prodromal or incubative stage of an infectious disease. **s. sudo'ris**, the sweating stage in a malarial paroxysm.

staff [A.S. *stæf*.] 1. A lithotomy guide; a curved sound, grooved on the convexity, introduced into the urethra, the groove serving as a guide for the point of the knife passed through the perineum and thence into the bladder. 2. See *attending* staff*, *consulting* staff*, *house* staff*.

Stafford Min'eral Spring, Mississippi. Calcic-chalybeate waters. Used by drinking in diabetes, Bright's disease, affections of the bladder, and other affections.

Stafford Springs, Connecticut. Light saline-chalybeate-carbonated waters. Used by drinking in affections of the skin and blood. The summer months.

stage [Fr. *stage*, story of a house.] 1. Stadium, a period in the course of a disease. 2. The part of a microscope on which the object to be examined is supported. **algid s.**, the cold stage or stage of collapse in cholera. **amphibol'ic s.** [*G. amphibolos*, doubtful], the stage following the acme of a disease in which the outcome, whether recovery or death, is in doubt. **cold s.**, stadium frigoris. **deserves'cent s.**, the stage of falling temperature. **erup'tive s.**, stadium florescentiæ. **first s.**, the beginning of labor, the period during which the cervix uteri is disappearing and the os is dilating. **hot s.**, stadium caloris. **in'cubative s.**, the primary stage of an infectious disease in which the toxins are being gradually elaborated and the prodromal symptoms are appearing. **prod'romal s.**, incubative stage. **pyrogen'ic s.**, stadium augmenti. **second s.**, the expulsive stage of labor, that during which the fetus is being forced through the maternal passages into the outer world. **s. of inva'sion**, incubative s. **sweating s.**, stadium sudoris. **third s.**, the stage of labor following the birth of the child, during which the secundines are being expelled.

stagge'ry. To walk unsteadily, to reel.

staggers. 1. Dizziness, vertigo. 2. A form of caisson disease in which vertigo, mental confusion, and muscular weakness are the chief symptoms. 3. A disease in sheep, marked by swaying and uncertain gait, caused by the presence of cœnure, the larva of *Tania caninus*, in the brain or by other cerebral lesions called also sturdy and gid. **blind s.**, a disease of the cerebrospinal centers in the horse, marked at first by symptoms similar to those of stomach staggers, but ending in blindness. **grass s.**, loco poisoning in horses. **mad s.**, blind s. **sleepy s.**, **stomach s.**, a disease in the horse, supposed to be of gastric origin, possibly gastric paralysis, in which the animal is somnolent, but when aroused begins at once to eat rapidly and without satiety; it is usually fatal.

stag'rate [*L. stagnare*; *stagnum*, a pool.] To cease to flow.

stagna'tion. The retardation or cessation of flow of blood in the vessels; passive congestion; accumulation in any part of a normally circulating fluid.

stag'nin. Trade name of a styptic preparation derived from the spleen of the horse.

Stahl's ear [Friedrich Carl *Stahl*, German physician, 1811-1873.] A deformed external ear, in which the fossa ovalis and upper portion of the scaphoid fossa are covered by the helix; regarded as a stigma of degeneracy.

stain [M.E. *steinen*.] 1. To discolor. 2. To color, to dye. 3. A discoloration. 4. A dye used in histological and bacteriological technique. **acid s.**, an aniline salt in which the acid is the staining part, such as the picrates, eosin, acid fuchsin, congo, etc.; the qualification "acid" has no reference to the litmus reaction and is not to be taken in its chemical sense; acid stains affect chiefly the protoplasm. **basic s.**, an aniline salt (usually neutral in its litmus reaction) in which the basic element is the staining part, such as basic fuchsin, methylene blue, Bismarck brown, etc.; the stain affects chiefly bacteria and the nuclei of the cells. **contrast s.**, **different'ial s.**, a dye used to color one portion of a tissue or cell which remained unaffected when the other part was stained by a dye of another color. **double s.**, a mixture of two dyes which stain different portions of a tissue or cell differently. **mul'tiple s.**, a mixture of several dyes each having an independent selective action on one or more portions of the tissue. **green s.**, a fungoid deposit at the cervicofacial and cervicobuccal portions of the teeth. **neutral s.**, a compound of an acid and a basic stain, necessary to color neutrophil cells or tissues which will not stain with either a basic or an acid dye alone. **nu'clear s.**, basic s. **plasma'tic s.**, **plasmic s.**, a dye coloring a tissue uniformly, the opposite of a selective s. **proto-plas'mic s.**, acid s., one which stains the protoplasm rather than the nuclei. **select'ive s.**, a stain which colors one portion of a tissue or cell exclusively or more deeply than the remaining portions.

staining (stān'ing). Coloring (a cell or tissue) by one of the various dyes used in bacteriology, hematology, or histology. **preag'on'al s.**, **vi'tal s.**, s. of a blood cell while still living, necessarily just before death, as the stain is toxic to the cell.

stair'case. A series of reactions which follow one another in progressively increasing or decreasing intensity, so that the chart shows a continuous rise or fall.

stalagmom'eter [G. *stalagma*, drop, + *metron*, measure.] An instrument for determining exactly the number of drops in a given quantity of fluid; used as a measure of the surface tension of a fluid, for the lower the tension is, the smaller are the drops, and consequently the more numerous in the given quantity of fluid.

sta'ling. Urination of horses or cattle.

stalk-disease (stawk-diz-ēz'). An old term for a vesicular eruptive disease of the ox.

sta'men [L. the warp in a loom.] 1. Power of endurance (usually in the plural form, *stamina*). 2. In botany, the male element of a flower; it consists typically of a slender stalk (the *filament*), tipped with the pollen bearing part (the *anther*).

stam'ina. Power of endurance, strength.

stam'inode [L. *stamen* + G. *eidōs*, resemblance.] A sterile or aborted stamen.

stam'mer [A.S. *stamur*.] 1. To hesitate in speech, halt, repeat, and mispronounce, by reason of embarrassment, agitation, unfamiliarity with the subject, etc.; distinguished from *stutter*.* 2. To

mispronounce or transpose certain consonants in a speech.

stam'mering. A speech disorder characterized by (1) hesitation and repetition of words, or (2) mispronunciation or transposition of certain consonants, especially *l*, *r*, and *s*. *Lapso*, *lalling*, *rotacism*, and *idioglossia* are varieties of the second form of stammering.

stamp'er. One who stamps, a term sometimes applied to one suffering from tabes dorsalis or other nervous disorder affecting the muscles of locomotion.

stamp-lick'ers' tongue. A form of stomatitis formerly occurring in those whose occupation was to apply stamps and labels, moistening them with the tongue.

stanch, staunch [L. *stagnare*, to stagnate.] To arrest bleeding.

stand'ard. Anything serving as a type or pattern to which other like things must conform. **a candle, a spermaceti candle burning 3 grains a minute**, used as a standard of light, called *candle-power*. **a guin'ea-pig**, one weighing about 10 grams, used for determining the minimal lethal dose of a toxin (toxic unit). **a solu'tion, a solution of known strength**, usually a normal solution employed in volumetric analysis.

standardiza'tion. 1. The making of a solution of definite strength so that it may be used for comparison and in tests. 2. Making any drug or other preparation conform to the type or standard.

stann'ate. A salt of stannic acid.

stann'ic [L. *stannum*, tin.] Relating to tin, especially when in combination in its higher valency. **s. acid**, an acid, H_2SnO_3 , of gelatinous consistency turning hard on exposure to the air; it forms stannates with bases.

Stan'nius's lig'ature. 1. A ligature experimentally encircling the atrioventricular groove, below which the contractions of the auricle cease while those of the ventricle continue. 2. A ligature experimentally separating the sinus venosus of the heart of a frog, following which the contractions of the rest of the heart cease while those of the sinus venosus continue.

stann'ous [L. *stannum*, tin.] Relating to tin, especially noting compounds containing tin in a lower valency. **s. chloride**, $SnCl_2 + 2H_2O$, employed as a reagent.

stan'num [L.] Tin, a metallic element, symbol *Sn*, atomic weight 119. A trituration of the precipitated metal with sugar of milk is employed in homeopathy in chronic catarrhal and other conditions marked by extreme weakness; dose, 6th to 15th decimal potency.

stapedec'tomy [L. *stapes* (staped-), stirrup, + *Cektomē*, excision.] Removal of the stapes, performed sometimes in cases of chronic catarrhal otitis media.

stape'dial. Relating to the stapes.

stapediotenotomy (sta-pe'di-o-ten-ot-o-mi) [L. *stapedius* + G. *tenōn*, tendon, + *anōtōmē*, incision.]

Division of the tendon of the stapedius muscle.

stapediovestibular (sta-pe'di-o-ves-tib'u-lar) Relating to the stapes and the vestibule of the ear.

stape'dius. A small muscle in the tympanum inserted into the neck of the stapes.

stapes, gen. *sta'pēdis* (sta'pēs) [L.] Stirrup (so named from its shape), the smallest of the three auditory ossicles; its base, or footpiece, fits into the vestibular or oval window, while its head is articulated with the lenticular process of the long limb of the incus.

staphisagria (staf-is-a'grī-ah) [G. *staphis*, raisin, + *agria*, fem. of *agrios*, wild.] (U.S.) *Staphisagria semina* (Br.). Stavesacre, larkspur; the dried ripe seed of *Delphinium staphisagria*, a plant of southern Europe; employed locally for the destruction of pediculi and in scabies.

staphis'agrine. An alkaloid, $C_{22}H_{23}NO_6$, or a mixture of alkaloids, from staphisagria; it is said to be an antidote to strophanthin.

staphylag'ra [G. *staphylē*, uvula, + *agra*, a catching.] Uvula foriceps.

staphyledema, **staphylōdema** (staf-il-e-de'mah) [G. *staphylē*, uvula, + *oidēma*, swelling.] Edema of the uvula.

staphyline (staf'i-līn) [G. *staphylē*, a bunch of grapes, the uvula.] 1. Resembling a bunch of grapes, botryoid. 2. Relating to the uvula, uvular.

staphylī'nopharynge'us. *Musculus glossopalatinus*. **staphylī'nus**. See under *musculus*.

staphyl'ion [G. dim. of *staphylē*, a bunch of grapes.] A craniometric point, the midpoint of the posterior edge of the hard palate.

staphylitis (staf-il-i'('e')tis) [G. *staphylē*, uvula, + *-itis*.] Inflammation of the uvula.

staphyloangina (staf'il-o-an'ji-nah). A staphylococcic pharyngitis.

staphylococc'al. Relating to or caused by any species of *Staphylococcus*.

staphylococcemia, **staphylococcēmīa** (staf'il-o-kok-se'mi-ah) [*staphylococcus* + G. *haima*, blood.] Staphylococcosis, staphylococcic sepsis, the presence of staphylococci in the blood.

staph'ylococ'cia. Any staphylococcic infection.

staphylococ'cic. Relating to or caused by any species of *Staphylococcus*.

Staph'ylococ'cus [G. *staphylē*, a bunch of grapes, + *kokkos*, a berry.] A genus or group of cocci in which the individuals are arranged in irregular masses resembling somewhat bunches of grapes. *S. co'reus au'reus*, a species isolated from the nasal mucus in coryza; it forms a reddish orange pigment in cultures. *S. co'reus flavus*, a species isolated from pus; it produces a yellow pigment in cultures. *S. cit'reus*, an occasional form, feebly if at all pathogenic, cultures of which on potato and agar give a lemon-yellow color. *S. epider'midis albus*, an organism normally present in the skin, possibly an attenuated form of *S. pyogenes albus*. *S. plicat'ilis*, a species regarded as pathogenic of perleche. *S. pyog'enes albus*, a non-motile gram-positive form, causing suppuration. *S. pyog'enes au'reus*, a pus-producing form, occurring commonly on the skin, stab cultures of which in gelatin give a yellow precipitate. *S. vir'idis flavescens*, a species isolated from the lesions of varicella which forms a greenish yellow pigment in cultures.

staphylo'dialysis (staf'il-o-di-al'i-sis) [G. *staphylē*, uvula, + *dialysis*, loosening.] Relaxation of the uvula, "falling of the palate."

staphylōde'ma. Staphyledema.

staphylohe'mia, **staphylohēm'ia**. Staphylococcemia.

staphylo'lysin. 1. An hemolysin excreted by a staphylococcus. 2. An antibody causing lysis of staphylococci.

staphylo'ma [G.] A bulging of the cornea or sclera due to inflammatory softening. **ann'ular s.**, a s. extending around the periphery of the cornea. **ante'rior s.**, a bulging near the anterior pole of the eyeball. **cor'neal s.**, keratoconus, keratoglobus. **cl'iary s.**, scleral s. at the part where this coat is covered by the ciliary body. **equato'rial s.**, bulging of the sclera on one of the lateral aspects of the eyeball. **intercal'ary s.**, a scleral s.

anterior to the insertion of the ciliary body. **poste'rior s.**, a protrusion of the sclera at the temporal side of the optic disc. **scleral s.**, equatorial s. or posterior s. **u'veal s.**, iridoneus or swelling of the iris, with protrusion through a rupture of the sclera.

staphylo'matous. Relating to or marked by staphyloma.

staphylomycosis (staf'il-o-mi-ko'sis). Staphylococcus infection or sepsis, staphylococemia.

staphylon'cus [G. *staphylē*, uvula, + *onkos*, tumor.] Tumor or enlargement of the uvula.

staph'ylo-opson'ic in'dex. The opsonic index in relation to a staphylococcic infection.

staphylopharyngeus (staf'il-o-far-in-je'us). *Musculus pharyngopalatinus*.

staph'ylopharyngor'haphy [G. *staphylē*, uvula, + *pharynx* + *rhaphe*, suture.] Surgical repair of defects in the uvula or soft palate and the pharynx.

staphyloplas'min. Staphylo toxin.

staph'yloplasty [G. *staphylē*, uvula, + *plassō*, I form.] Reporative or plastic surgery of the uvula or soft palate.

staphylopto'sia, **staphylopto'sis** [G. *staphylē*, uvula, + *ptōsis*, a falling.] Relaxation or elongation of the uvula, staphyloidalysis.

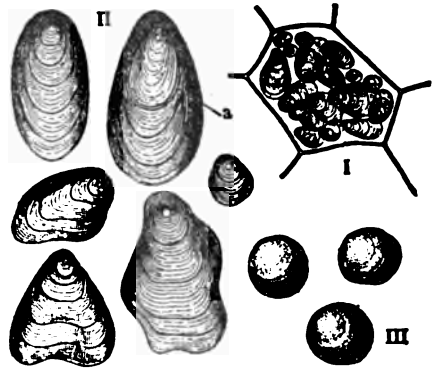
staphylor'haphy [G. *staphylē*, uvula, + *rhaphe*, suture.] Staphyloplasty, closure of a divided uvula or of a cleft of the soft palate, uranoplasty, uranorrhaphy.

staphylostreptococcia (staf'il-o-strep'to-kok'si-ah). Double infection with staphylococci and streptococci.

staphylo tome (staf'il-o-tōm) [G. *staphylē*, uvula, + *tomos*, cutting.] A guillotine or knife for removing the uvula.

staphylo'tomy [G. *staphylē*, uvula, + *tomē*, incision.] 1. Amputation of, or any cutting operation on, the uvula. 2. Cutting away a staphyloma.

staphylotox'in. The toxin elaborated by any species of *Staphylococcus*.



STARCH GRANULES.

I. In parenchyma cell of the potato; II, single granules from the same cell, showing laminae (a); III, granules from wheat.

star [A.S. *steorra*.] Any star-shaped structure; **aster**, * **daughter s.**, **polar s.**, one of the figures forming the diaster. **dental s.**, a spot of deeper yellow in the center of the dentine of a horse's incisor tooth, between the central enamel and the anterior border of the table; it varies considerably with the age of the animal.

star-an'ise. Illicium.

starch [A.S. *stearc*, strong.] A carbohydrate, hav-

ing the formula $C_6H_{10}O_5$, or some multiple thereof, the percentage composition being the same as that of cellulose; it exists more or less throughout the vegetable kingdom, its chief commercial sources being the cereals and potatoes; it is not found in animal tissues. Starch is a white, tasteless, inodorous powder or mass, consisting of minute rounded or ovoid granules which split into layers when heated. When soaked in water the granules swell and form a pasty mass; when subjected to the action of dry heat starch is converted into dextrin; it is converted into dextrin and glucose by the action of diastase and of the saliva and pancreatic juice. Starch is employed in medicine as a dusting powder and as an ingredient of certain ointments. For the therapeutic uses and preparations of starch see the official title, *amylum*. **an'milum s.**, glycogen.

starch-sugar. Glucose.

stare [A.S. *starian*.] 1. To look intently or fixedly with wide-open eyes at any object. 2. An intent gaze. **post-bas'ic s.**, a peculiar appearance in children with posterior basic meningitis, due to retraction of the upper eyelid and a rolling down of the eyeball.

star'grass. Aletris.

Stark Mineral Spring, Connecticut. Neutral waters, about 40° F. Used by drinking in affections of the liver, kidneys, and bladder. The summer months.

Star'tin's mix'ture. Magnesium sulphate, \mathfrak{Ziv} ; dried iron sulphate \mathfrak{Zi} ; dilute sulphuric acid, \mathfrak{Ziii} ; syrup of ginger, \mathfrak{Zii} ; water to make \mathfrak{Ziii} ; dose: teaspoonful in water.

starva'tion. Suffering from long-continued deprivation of food.

starve [A.S. *steorfan*, to die.] 1. To suffer from lack of food. 2. To deprive of food so as to cause suffering or death. 3. Formerly, to die of cold.

stasibasiophobia (sta'si-ba'si-fō-bl-ah) [G. *stasis*, standing, + *basis*, stepping, + *phobos*, fear.] A delusion of inability to stand or walk, and a fear of making the attempt.

stasimor'phia [G. *stasis*, a standing still, + *morphē*, shape.] Any deformity due to arrested development.

stasiphobia (sta-si-fō-bl-ah) [G. *stasis*, standing, + *phobos*, fear.] A delusion of inability to stand, and a morbid fear of making the attempt to do so.

sta'sis [G. a standing still.] Stagnation of the blood or other fluids.

Stas-Otto method (stahs-ot'o) [Stas, Belgian chemist, 1813-1891.] A method of extraction of alkaloids from plants and animal bodies; the substance is digested in alcohol and tartaric acid, then the fatty and resinous matters are precipitated with water, the fluid is treated with an alkali; and the alkaloids extracted with ether or chloroform.

state [L. *status*; *stare*, to stand.] Condition, situation, status.

stat'ic, stat'ical [G. *statikos*, causing to stand.] In a state of equilibrium or rest, not in action. **s. electric'ity**, Franklinic electricity, electricity produced by friction. **s. gangrene**, moist gangrene, that caused by stasis of the blood. **s. med'icine**, a system of therapeutics based upon the varying weight of the body in relation to the amount of food taken and the total excretion.

static (stat'-se) [G. *statikos*, causing to stand, noting the astringent properties.] The root of several species of *Statice* and of *Limonium*, containing considerable tannin and possessing therefore astringent properties. *Limonium caro-*

liniarum, *Statice carolinianum*, or *S. limonium* marsh rosemary, canker-root, ink-root, is the most used American species; given in diarrhoea. doses of $\mathfrak{m}10-30$ (0.6-2.0) of a fluidextract.

stat'ics. The branch of mechanics which has to do with matter at rest and the forces producing equilibrium.

stat'im [L.] At once, immediately.

station (sta'shun) [L. *statio*; *stare*, to stand.] The act or manner of standing.

stationary (sta'shun-a-ry) At rest, not moving or changing.

statom'eter [G. *statos*, standing fixed, + *metron*, measure.] Exophthalmometer, an apparatus for measuring the amount of protrusion of the exophthalmos.

stat'ure [L. *statura*; *statuere*, to put, to set.] The height of a person.

stat'us [L.] State, standing, condition. **s. arthrit'icus**, gouty diathesis or predisposition. **s. epilep'ticus**, a condition in which one major attack of epilepsy succeeds another with little or no intermission, lasting for 12 to 24 hours. **s. gastr'icus**, chronic indigestion. **s. hypnotic'us**, the hypnotic state. **s. lymphat'icus**, lymphatic, a condition of infancy and childhood, marked by hyperplasia of the lymphatic structures, spleen and bone-marrow, and persistence of the thymic gland; sudden death, especially when the child is under the influence of an anesthetic, is an unusual in subjects of this affection. **s. nervos'us**, (1) an erethistic state; (2) a typhoid condition. **s. præsens**, the present state the patient in the anamnesis or history of a case, describing the condition of the patient at the time when he was under observation. **s. raptus**, ecstasy. **s. thym'icus**, a condition similar to *s. lymphatic'us* in which persistence of the thymus gland seems to be an especial factor. **s. thymicolymphat'icus**, thymic. **s. typho'sus**, *s. nervosus* (2). **s. vertigin'o'sus**, chronic vertigo; a condition in which attacks of vertigo occur in rapid succession.

statu'volence [L. *status*(hypnoticus) + *volens*, to wish.] Self-induced hypnотism.

statu'vo'lent. Relating to statuvolence, noting a person capable of self-hypnotism.

staurion (stau'ri-on) [G. dim. of *stauron*, cross.] A craniometric point at the intersection of the median and transverse palatine sutures.

staurop'legia (stau-ro-ple'ji-ah) [G. *stauros*, cross, + *plēgē*, stroke.] Crossed hemiplegia.

stave of the thumb. Bennett's* fracture.

stavesacre (stävz'a-ker) [L. *staphisagria*.] *Staphisagria*.

staxis [G. a dripping.] Stillicidium.

stay. The bar of the horse's hoof.

stay knot. See under *knot*.

Steamboat Springs, Colorado. The waters contain soda, iron, magnesia, and sulphur, 40° F. to 10° F. One hundred and forty springs used for drinking and bathing in skin diseases and rheumatism. April to late December.

steapsin (ste-ap'sin) [probably G. *stear*, tallow] A steatolytic enzyme in the pancreatic juice which converts the neutral fats into fatty acids and glycerin; lipase.

sto'arate. A salt of stearic acid.

stearic acid (ste-ar'ik as'id). A white fatty acid $C_{17}H_{35}O_2$, occurring in solid animal fats and in some of the vegetable fats.

ste'arin. 1. A glyceride of stearic acid $(C_{17}H_{35}O_2)_3$, present in the solid animal fats and in some of the vegetable fats. 2. Stearin is a solid fat.

stearocono'tum [G. *stear*, fat, + *cono'tum*, cone.]

yellowish dry fat, containing sulphur and phosphorus, found in brain tissue.

stearoderma (ste'ar-o-dur'ml-ah) [G. *stear*, tallow, + *derma*, skin.] Any disease of the sebaceous glands of the skin.

stearoptene (ste-ar-op'tên) [G. *stear*, tallow, + *pînos*, winged.] A tough, crystalline solid which separates out from a volatile oil which has been standing for some time or has been subjected to cold; sometimes called a camphor.

ste'arosan. Trade name for santalyl stearate an oily, odorless, tasteless liquid employed as a substitute for oil of santal in catarrhal affections of the genitourinary tract in dose of ʒ ʒ 10 (0.6).

stearrhe'a, **stearrhoe'a**. Steatorrhea.

ste'atin, **steat'num**. Unguentum extensum (N.F.).

ste'atife. Soapstone, talcum.*

steatitis (ste-â-ti'(te)'tis) [G. *stear*(*stear*-), tallow, + *-itis*.] Inflammation of adipose tissue.

steatocele (ste'at-o-sêl) [G. *stear*(*stear*-), tallow, suet, + *kêlê*, tumor.] A fatty tumor within the scrotum.

ste'atocrypto'sis [G. *stear*, tallow, + *kryptê*, crypt.] Any disease of the sebaceous glands of the skin, stearoderma.

steatogenous (ste-â-toj'en-us) [G. *stear*(*stear*-), tallow, + *gennâo*, I produce.] 1. Causing fatty degeneration. 2. Causing any disease of the sebaceous glands.

steatolysis (ste-â-to'l't-sis) [G. *stear*(*stear*-), tallow, + *lysis*, solution.] The hydrolysis or emulsion of fat in the process of digestion.

steatolytic (ste-â-to-lit'ik). Relating to steatolysis.

steatoma (ste-â-to'mah) [G. *stear*(*stear*-), tallow, + *-ôma*.] 1. A fatty tumor, lipoma. 2. A sebaceous cyst.

steatopyga, **steatopygia** (ste-â-to-pi'ga, ste-â-to-pi'-jî-ah) [G. *stear*(*stear*-), suet, + *pygê*, buttocks.] An excessive accumulation of fat on the buttocks.

steatop'ygous. Having excessively fat buttocks.

steatorrhea, **steatorrhœa** (ste-â-tor-re'ah) [G. *stear*(*stear*-), tallow, + *rhoia*, a flow.] Overaction of the sebaceous glands, seborrhea.

steatosis (ste-â-to'sis) [G. *stear*(*stear*-), tallow.] 1. Adiposis. 2. Fatty degeneration. 3. Any disease of the sebaceous glands.

steatozoon (ste-â-to-zo'on) [G. *stear*(*stear*-), tallow, + *zoon*, animal.] *Demodex folliculorum*.

stœchiology (ste-kl-ol'o-jî) [G. *stoicheion*, element, + *-logia*.] The science which deals with the elements in any branch of knowledge, as in chemistry, or in anatomy or physiology; cellular physiology, histology of the cells; also written stœchiology, stoichiology.

stœchiometry (ste-kl-om'e-trî) [G. *stoicheion*, element, + *metron*, measure.] The determination of the actual and relative quantities of the elements concerned in any chemical reaction; also written stœchiometry and stoichiometry.

steel [A.S. *stȳle*.] An alloy of iron, usually with carbon ($\frac{1}{2}$ to 3 per cent.); in medicine, iron or ferrous.* *tincture of s.*, tincture of iron, *tinctura ferri chloridi*. *wine of s.*, wine of iron, *vinum ferri*.

steel-grinders' disease or lung. Siderosis.

stego (ste'ge) [G. *stegos*, roof.] The internal pillar of Corti's organ.

steg'month (G. *stegô*, I cover.) The puerperium, the period, roughly calculated as one month, between childbirth and perfect return to the normal state.

stegno'sis [G. *stoppage*.] 1. A stoppage of any of the secretions or excretions, constipation. 2. Constriction, stenosis.

stegnot'ic. 1. Astringent, constipating. 2. An astringent agent, one checking secretion or causing constipation.

Stegomyia (steg-o-mi't-ah) [G. *stegos*, roof, + *myia*, fly.] A tropical and subtropical genus of mosquitos of the group *Culicina*, tiger mosquito, yellow-fever mosquito. The genus contains at least seventeen species, one of which *S. cal'opus* (formerly called *S. fasciata*) has been identified as the agent of transmission of the yellow-fever germ; it is possible that some or all of the other species of the genus may also serve as intermediate hosts of the germ of this disease.

Stein's test [Stanislav Aleksandr Fyodorovich von Stein, Russian otologist, *1855.] In cases of labyrinthine disease the patient is unable to stand or to hop on one foot with his eyes shut.

stell'ate [L. *stella*, a star.] Star-shaped. **s. lig'a-ment**, **ligamentum radiatum** [BNA], any fan-shaped ligament, such as those connecting the costal cartilages with the sternum anteriorly.

stell'ula [L. dim. of *stella* star.] A small star or star-shaped figure. **s. Verheyen'ii**, one of the *venæ stellatæ*, the star-shaped groups of veins in the cortex of the kidney. **s. Winslow'ii**, Winslow's star, one of the capillary whorls in the lamina choriocapillaris from which arise the *venæ vorticose*.

Stellwag's sym'ptom (stel'vahgh) [Carl Stellwag von Carion, Viennese ophthalmologist, *1823.] Retraction of the lids and consequent widening of the palpebral slit, or rather infrequency and incompleteness of nictitation, in exophthalmic goiter.

Sten'der dish [Wilhelm P. Stender, Leipsic manufacturer of scientific apparatus, contemporary.] A flat shallow vessel used in staining sections.

stenion (sten'î-on) [G. *stenos*, narrow.] The termination in either temporal fossa of the shortest transverse diameter of the skull, a craniometric point.

Steno's duct, etc. See *Stensen*.

steno- [G. *stenos*, narrow.] A prefix denoting narrowness or constriction.

stenobreg'mate, **stenobregmat'ic**. Noting a skull narrow at its anterior portion, the part where the bregma is.

stenocard'ia [G. *stenos*, narrow, + *kardia*, heart.] Constriction of the heart, angina* pectoris.

stenoceph'alous. Noting one with a narrow head, marked by stenocephaly.

stenoceph'alîa, **stenoceph'al'y** [G. *stenos*, narrow, + *kephalê*, head.] Marked narrowness of the head.

stenochoria (sten-o-ko'ri-ah) [G. *stenochôria*, narrowness.] Abnormal contraction of any canal or orifice, especially of the lacrymal ducts.

ste'nocompres'sor [*Steno's* duct + L. *compressor*.] An instrument for compressing the ducts of the parotid glands in order to keep back the saliva during dental operations.

stenocori'asis [G. *stenos*, narrow, + *korê*, pupil.] Contraction of the pupil, myosis.

stenocrota'phia, **stenocrot'aphy** [G. *stenos*, narrow, + *krotaphos*, temple.] Narrowness of the skull in the temporal region; the condition of a stenobregmate skull.

Sten'on's duct, etc. See *Stensen*.

steno'pe'ic [G. *stenos*, narrow, + *opê*, opening.] Provided with a narrow opening or slit; noting *s. spectacles* used as a protective against snow-blindness.

sten'osal. Relating to stenosis.

stenosed (sten-ôzd'). Narrowed, contracted, stricture.

sten'osin. Arrhenal, sodium methylarsenate.

stenosis (sten-o'sis) [G.] A narrowing of any canal, a stricture; especially a narrowing of one of the cardiac valves.

stenostenosis (ste'no-sten-o'sis). Stricture of the parotid duct, Steno's or Stensen's duct.

steno'stómia [G. *stenos*, narrow, + *stoma*, mouth.] Narrowness of the oral cavity.

steno'thermal (sten-o-thur'mal) [G. *stenos*, narrow, + *thermé*, heat.] Thermostable through a small range, able to withstand only slight changes in temperature.

stenothorax [G. *stenos*, narrow.] A narrow contracted chest.

stenot'ic. Affected with stenosis; narrowed, constricted, strictured.

Sten'sen's duct [Nicholaus or Nils *Stensen*, Danish anatomist, 1638-1686.] 1. Ductus parotideus. 2. Ductus incisivus. S.'s exper'iment, compression of the abdominal aorta of an animal very promptly causes paralysis of the posterior portions of the body since the blood supply to the lumbar cord is almost entirely shut off. S.'s fora'men, foramen incisivum. S.'s plax'us, the venous network surrounding S.'s duct. S.'s veins, venae vorticosae.

Stent's mass. A plastic material used for taking an impression of the mouth in making a dental plate.

steph'anon [G. dim. of *stephanos*, wreath, crown.] A craniometric point where the coronal suture intersects the temporal crest (linea temporalis).

Stephenson's wave [William *Stephenson*, Scotch obstetrician, 1837-1908.] Congestion of the pelvic organs, gradually increasing prior to the menses, becoming stationary when the flow begins, and gradually subsiding at the termination of the menstrual period.

stepp'age [Fr.] The peculiar gait of sufferers from diabetic neuritis of the peroneal nerve and from tabes dorsalis; in consequence of this dorsal flexion of the foot is impossible, and the patient in walking is obliged to raise the foot very high in order to clear the ground with the drooping toes.

ster'cobillin [L. *stercus*, excrement.] A brown coloring matter, derived from the bile, present in the feces.

stercora'ceous [L. *stercus* (*stercor*-), excrement.] Fecal, relating to or containing feces.

ster'coral. Stercoraceous, stercorous. s. ulcer, an ulcer of the colon caused by the pressure of in-spissated fecal masses.

stercoremia, stercoraemia (stur-ko-re'mi-ah) [L. *stercus* (*stercor*-), feces, + G. *haima*, blood.] Copremia, intestinal autointoxication.

ster'corin. A substance resembling cholesterol, derived from feces.

ster'corous. Stercoraceous, stercoral.

stercu'lia [L. *stercus*, excrement, referring to the fetid odor of some of the species.] The seeds of *Sterculia* (*Cola*) *acuminata*, cola.*

ster'cus [L.] Feces.

stere (stair) [Fr. *stère*; G. *stereos*, solid.] A measure of capacity, a cubic meter, a kiloliter.

stereo- [G. *stereos*, solid.] A prefix denoting a solid, or a solid condition or state.

stereognosis (ster'e-o-ag-no'sis). Astereognosis.

sterearthrolysis (ster'e-o-ar-throl'i-sis) [G. *stereos*, solid, + *arthron*, joint, + *lysis*, loosening.] The production of a new joint with mobility in cases of bony ankylosis.

stereochemical (ster'e-o-kem'i-kal). Relating to stereochemistry.

stereochemistry (ster'e-o-kem'i-s-tri) [G. *stereos*, solid.] The branch of chemistry dealing with atoms in their space relations, with the positions

which the atoms in a compound bear in relation to one another.

stereogno'sis [G. *stereos*, solid, + *gnosis*, knowledge.] The appreciation of the form of an object by means of touch.

stereognos'tic. Relating to stereognosis.

stereoisomer (ster'e-o-i-so-mer) [G. *stereos*, solid, + *isos*, equal, + *meros*, part.] A molecule containing the same number and kind of atoms as another but in which these have a different arrangement in space, in virtue of which it may exhibit different properties.

stereoisomeric (ster'e-o-i-so-mer'ik). Relating to stereoisomerism.

stereoisomerism (ster'e-o-i-som'er-izm) [G. *stereos*, solid, + *isos*, equal, + *meros*, part.] The condition in which two or more substances, having the same molecular and constitutional formulas, differ in physical properties; these differences are due to different spatial arrangements of the atoms or radicals in relation to the carbon atom.

stereom'eter [G. *stereos*, solid, + *metron*, measure.] 1. An instrument for measuring the capacity of a vessel or the size of a solid body. 2. An instrument for determining the specific gravity of a liquid.

stereom'etry. 1. The measurement of a solid object or the cubic capacity of a vessel. 2. Determination of the specific gravity of a liquid.

stereophan'toscope [G. *stereos*, solid, + *phantasma*, variable, + *skopeō*, I view.] A stereophoscope with moving discs of different colors instead of pictures.

stereophor'oscope [G. *stereos*, solid, + *phoros*, a bearer, + *skopeō*, I view.] A stereoscope with a trope used in testing vision.

ster'eoplasm [G. *stereos*, solid.] The outermost portion of the protoplasm of a cell, especially of a protozoan.

stereop'sis [G. *stereos*, solid, + *opsis*, vision.] Stereoscopic vision.

stere'oscope [G. *stereos*, solid, + *skopeō*, I view.] An instrument by means of which two images of the same object, as seen from slightly different view-points, are blended into one, giving an appearance of relief to the picture.

stereoscop'ic. Relating to a stereoscope or to the appearance of relief presented by a solid body. s. vision, the perception of objects in relief as not as all in one plane.

stereosk'ography [G. *stereos*, solid, + *skia*, shadow, + *graphē*, a writing.] The taking of an x-ray picture from two slightly different positions in order to obtain a stereoscopic effect.

stereotrop'ic. Relating to or exhibiting stereotropism.

stereot'ropism [G. *stereos*, solid, + *tropos*, a turning.] Growth or movement of a plant or animal toward (positive s.) or away from (negative s.) a stimulus.

stereotypy (ster'e-o-ti-pl). 1. The maintenance of one attitude for a long period. 2. The unconscious repetition of certain meaningless gestures or movements.

ster'esol. A liquid composed of benzoin, tincture of tolu, ethereal oil, carbolic acid, saccharin, shellac dissolved in alcohol; it dries to a varnish adherent to skin and mucous membranes, employed as a paint to diphtheritic pseudomembranes and as an adhesive to hold thin dressings in place.

ster'iform. Trade name of a 5 per cent mixture of formaldehyde in sugar of milk; employed as an antiseptic. s. chlo'ride, s. containing sodium chloride, 10, and pepsin, 20 per cent. s.

i'odide, *s.* containing ammonium iodide, 10, and pepsin, 20 per cent.

sterig'ma [*G. stérigma*, a support.] In botany, the stalk which bears the gonidium or spore in fungi.

ster'ile [*L. sterilis*, barren.] 1. Unfruitful, not fertile, bearing no progeny. 2. Aseptic.

steril'ity. Barrenness, infertility, unproductiveness.

one-child s., *s.* occurring in a woman who has borne one child and has no more.

steriliza'tion. 1. The act or process of making any person or thing sterile. 2. Castration. 3. The destruction of all microorganisms in or about an object; cf. *pasteurization*. **discontin'uous s.**, exposure to a temperature of 100° C. (212° F.) for a definite period, usually an hour, on each of several successive days. **frac'tional s.**, the heating of a fluid to 56° to 70° C. (132.8° to 158° F.) for a given period, usually one hour, on each of several successive days; at each heating the developed bacteria are destroyed, but the spores are unaffected; also called tyndallization. **Intermitt'ent s.**, fractional *s.* or discontinuous *s.* **s. by flowing steam**, *s.* by exposure in an unsealed vessel to the action of steam at a temperature of 100° C. (212° F.). **s. by steam under pressure**, *s.* effected by exposure to the action of superheated steam in an autoclave.*

ster'ilize. To render sterile; to castrate; to make aseptic.

ster'ilizer. An apparatus for making anything aseptic or germ-free.

ster'isol. Trade name of an antiseptic solution of formaldehyde, potassium phosphate, sodium chloride, and sugar of milk in water.

Stern's pos'ture [Heinrich Stern, New York physician, *1868.] In cases of tricuspid insufficiency the murmur is developed or made more distinct if the patient lies supine with the head extended and lowered over the end of the table; this is S.'s posture or position. **S.'s proce'dure**, placing the patient on the left side, when tympany and gurgling will be perceived in the mid-abdomen in cases of typhlatonia.

ster'nad. In a direction toward the sternum.

ster'nal. Relating to the sternum.

sternalgia (stur-nal'jī-ah) [*G. sternon*, sternum, + *algos*, pain.] Pain in the sternum or the sternal region, sternodynia.

sterna'tis. See under *musculus*.

ster'nebra, pl. *ster'nebræ* [stern(um) + (vert)ebra.] A sternal vertebra, one of the four segments by the fusion of which in early life the body of the sternum is formed.

ster'nen [*G. en*, in.] Relating to the sternum independent of any other structures.

sternochondroscapularis (stur-no-kon'dro-skap-u-lar'is) [*G. sternon*, sternum, + *chondros*, cartilage, + *L. scapula*.] See under *musculus*.

sternoclavic'ular. Relating to the sternum and the clavicle; noting an articulation, and an occasional muscle.

sternoclavicula'ris. See under *musculus*.

sternoclei'dal [*G. sternon*, sternum, + *kleis*(kleid-), key (clavicle).] Relating to the sternum and the clavicle.

sternocleidomastoid (stur'no-kli'do-mas'toyd). Relating to sternum, clavicle, and mastoid process, noting the origins and insertion of the muscle so named.

sternocleidomastoideus (ster'no-kli'do-mas-to-id'e-us). See under *musculus*.

sternocos'tal [*L. sternum* + *costa*, rib.] Relating to the sternum and the ribs.

sternodym'ia. Sternopagia.

sternod'yimus [*G. sternon*, sternum, + *didymos*, twin.] Sternopagus.

sternodyn'ia [*G. sternon*, sternum, + *odynē*, pain.] Sternalgia.

sternofascialis (stur'no-fā-shī-al'is). See under *musculus*.

sternogloss'al. Noting muscular fibers which occasionally pass from the sternohyoid muscle to join the hyoglossal muscle.

sternohyoideus (stur'no-hi'o-id'e-us). See under *musculus*.

ster'noid [*G. sternon*, sternum, + *eidōs*, resemblance.] Resembling the sternum.

sternomas'toid. Relating to the sternum and the mastoid process of the temporal bone, noting the *musculus* sternocleidomastoideus*.

sternopa'gia. Sternodymia, a double monstrosity with fusion at the sternum.

sternop'agus [*G. sternon*, sternum, + *pagos*, joined together.] Sternodymus, a twin monster with fusion of the sterna or the anterior chest-walls.

sternopericar'dial. Relating to the sternum and the pericardium; noting the superior and inferior *s. ligaments*, passing from the posterior surface of the sternum to the anterior surface of the pericardium.

sternothyroideus (stur'no-thi-ro-id'e-us). See under *musculus*.

sternotracheal (stur-no-tra'ke-al). Relating to the sternum and the trachea.

sternotrype'ia [*G. sternon*, sternum + *trypēsis*, a boring.] Trephining of the sternum.

sternovertebral (stur-no-vur'te-bral). Vertebroster-nal, relating to the sternum and the vertebræ, noting the true ribs, or the seven upper ribs on either side, which articulate with the vertebræ and with the sternum.

ster'num, gen. *ster'ni*, pl. *ster'na* [*G. sternon*, the chest.] The breast-bone, a long flat bone, articulating with the cartilages of the first seven ribs and with the clavicle, forming the middle part of the anterior wall of the thorax; it consists of three portions: the corpus or body, mesosternum, gladiolus; the manubrium or presternum; the ensiform or xiphoid cartilage or appendix or process, or metasternum.

sternutatio (stur-nu-ta'shyo) [*L. sternutare*, *sternu-ere*, to sneeze.] Sternutation, sneezing. **s. convulsi'va**, paroxysmal sneezing, the sneezing of hay fever.

sternuta'tion [*L. sternutatio*.] Sneezing.

sternu'tatory. Errhine.

ster'tor [*L. stertere*, to snore.] A snore, a noisy inspiration occurring in coma or deep sleep. **hen-cluck s.**, a breath-sound like the clucking of a hen, sometimes heard in cases of postpharyngeal abscess.

stertorous (stur'tor-us). Relating to or characterized by stertor or snoring.

ster'ule. Trade name for a flask-shaped glass capsule containing a sterile solution of an alkaloid or other drug, chiefly for hypodermic or ophthalmic use; the neck of the flask is broken when it is desired to use the solution.

stetharteritis (steth-ar-ter-i'(e')tis) [*G. stēthos*, chest, + *artēria*, artery, + *-itis*.] Inflammation of the aorta or other arteries in the chest.

stethe'mia, **stethē'mia** [*G. stēthos*, chest, + *haima*, blood.] Pulmonary congestion.

stethocathar'sis [*G. stēthos*, chest, + *katharsis*, a purging.] Expectoration.

stethocyrtograph [*G. stēthos*, chest, + *kynōs*, bent, + *graphō*, I record.] An apparatus for measuring and recording the curvatures of the thorax.

stethogoniometer [G. *stēthos*, chest, + *gōnia*, angle, + *metron*, measure.] An apparatus for measuring the curvatures of the thorax.

stethograph [G. *stēthos*, chest, + *graphō*, I record.] An apparatus for recording the respiratory movements of the chest.

stethokytograph (steth'ō-kur'to-graf). Stethocytograph.

stethome'nia [G. *stēthos*, chest, + *mēn*, month.] Hemoptysis occurring as a form of vicarious menstruation.

stethom'eter [G. *stēthos*, chest, + *metron*, measure.] An instrument for measuring the circumference of the chest and its variations in respiration.

stethomyitis, stethomyositis (steth-o-mi-i'(e)'tis, steth-o-mi-o-si'(se)'tis) [G. *stēthos*, chest, + *mys*, muscle, + *-itis*.] Inflammation of the muscles of the chest-wall.

stethoparalysis [G. *stēthos*, chest.] Paralysis of the respiratory muscles.

stethophone (steth'ō-fōn) [G. *stēthos*, chest, + *phōnē*, sound.] Stethoscope.

stethophonom'eter [G. *stēthos*, chest, + *phōnē*, sound, + *metron*, measure.] A device for measuring the intensity of the sounds heard on auscultation or of the percussion note.

stethopolyscope [G. *stēthos*, chest, + *polys*, many, + *skopeō*, I examine.] A stethoscope with a number of flexible ear tubes, so that several persons can listen at the same time to the same auscultatory sound.

stethoscope [G. *stēthos*, chest, + *skopeō*, I examine.] An instrument originally devised by Laennec for aid in hearing the respiratory and cardiac sounds in the chest; now modified in various ways and employed in mediate auscultation of any of the vascular or other sounds in the body anywhere.

binaural s., Cammann's s. or some modification of it; it consists essentially of two self-retaining ear pieces connected with a single bell.

differential s., one having two bells, or chest pieces, so that two sounds in different parts of the chest may be heard simultaneously and compared.

stethoscopic. 1. Relating to or effected by means of a stethoscope. 2. Relating to an examination of the chest.

stethoscopy. 1. Examination of the chest by means of auscultation, either mediate or immediate, and percussion. 2. Mediate auscultation with the stethoscope. For the system of stethoscopic abbreviations adopted by the International Tuberculosis Association in 1913, see the Appendix.

Stewart-Holmes sign (stu'art-hōmz' sīn). The patient rests his elbow on the table and attempts to flex the arm, this being resisted by the examiner grasping the wrist; the wrist being now released flexion at once occurs but is soon arrested by the involuntary contraction of the triceps; in cerebellar hypotonia, however, this reflex does not occur and flexion of the arm is continued to its fullest extent.

sthe'nia [G. *sthenos*, strength.] A condition of activity and apparent force, as in an acute sthenic* fever.

sthen'ic. Strong, active; marked by sthenia, said of a fever with strong bounding pulse, high temperature, and active delirium.

sthenop'ya [G. *sthenos*, force, + *pyr*, fire.] A sthenic* fever.

stib'ialism [L. *stibium*, antimony.] Chronic antimonial poisoning.

stib'iated [L. *stibium*, antimony.] Impregnated with or containing antimony, antimonialized.

stibiation. The process or the condition of being stibiated.

stib'ine. A compound of antimony and hydrogen, SbH₃, acting chemically as a basic radical, antimoniufered hydrogen.

stib'ium [L.; G. *stibi*.] Antimony.

stibo'nium. The hypothetical radical SbH, analogous to ammonium.

stichochrome (stik'ō-krōm) [G. *stichos*, a row, - *chrōma*, color.] Noting a nerve-cell in which the tigroid mass, or stainable material, is arranged in roughly parallel rows or lines.

Stick'er's disease' [G. *Sticker*, German physician *1860.] Erythema infectiousum.

stick'ing-plaster. Court plaster, a protective plaster made of silk spread on one side with a thin coating of isinglass.

stic'la [G. *stiklos*, dappled.] Lungwort, a *Stictia pulmonaria*; employed in eclectic practice for chronic coughs and rheumatism, especially when there is pain between the shoulders that radiates up to the back of the head; employed in homoeopathy in the treatment of catarrhal troubles with dryness of the mucous membranes and hard, dry coughs.

stiff-neck'. Wryneck, torticollis. 1. A fever, dengue; (2) cerebrospinal* meningitis.

stif'le-bone. The patella of the stiffl-joint of a horse.

stif'le-joint. The femorotibial joint in the hind leg of a horse.

stig'ma, pl. *stig'mata* [G. a mark; *stidō*, I prick.] In botany, the part of the pistil of a flower, less on the ovary or at the extremity of the style, usually moistened with a viscid fluid, which receives the pollen. 2. In anatomy. (a) The interval between the endothelial cells in the wall of a capillary or lymph-channel; (b) the point of rupture of a Graafian follicle on the surface of the ovary. 3. In pathology: (a) any spot or lesion on the skin; (b) a bleeding spot on the skin of a hysterical person; (c) see *stigma of degeneration*. 4. In protozoology, the eye-spot of an infusorian.

cos'tal s., Stiller's* sign. 5. of *degeneration*, one of a number of physical, nervous, or psychic abnormalities occurring solely, or with precipitating frequency, in degenerates. 6. *vascular*, one of a number of miliaary ecchymoses of the gastric mucosa.

stig'mal. Stigmatic.

stig'mata. Plural of *stigma*. 8. *may'ale*, *may'ale*, employed in eclectic practice as a mild stimulating diuretic and in cystitis and gravel, in doses 15-20-60 (1.3-4.0) of the specific preparation. For the U.S.P. preparation see *ars*.

stig'matic. Relating to or marked by a stigma; stigmata.

stig'matism. The condition of having stigmata.

stig'matiza'tion. 1. Stigmatism. 2. The production of stigmata, especially of hysterical stigmata.

stig'matoderma (stig'mā-to-dur'mi-ah) [G. *stigma* (stigmat'), mark, + *derma*, skin.] A disease of the skin marked by the occurrence of specific lesions.

stigmatom'eter. Astigmatometer.

stigmato'sis. Stigmatodermis.

stigmatom'etric card [G. *stigma*, a point, - *metron*, measure.] Fridenberg's test card, a card containing a series of dots and squares, of different and graduated size, arranged in groups, the dots are to be counted at various distances as a test of vision and accommodation in ill-seeing eyes.

stil'let, stilette'. Style.

Still's disease [George Frederic Still, English 1842-1905]

cian, *1868.] A peculiar form of polyarticular joint disease, associated with glandular and splenic enlargement, occurring in infants and young children; it is accompanied by profuse sweating, a mild fever of intermittent type, and occasionally prominence of the eyes; retarded development is a feature of sufferers from the disease.

still-birth. The delivery of a dead fetus.

Still-Chauffard syn'drome (stil-sho-far'). Chauffard* syndrome.

Still'er's sign [Berthold Stiller, Budapest physician, 19th century.] The presence of a floating tenth rib as indicative of a neurasthenic tendency; called also costal stigma.

stillidium (stil-i-sid'i-um) [L. the trickling of rain; *stilla*, drop, + *caderē*, to fall.] A dripping, dribbling, or falling of a liquid drop by drop. *s. lacrimarum*, epiphora. *s. na'rūm*, the discharge of watery mucus in the early stages of coryza. *s. urīnæ*, incontinence of urine in cases of distended bladder; strangury.

Still'ing's canal [Benedict Stilling, German anatomist, 1810-1879.] Cloquet's canal, *canalis* hyoideus*. *S.'s cells* or *S.'s column*, Clarke's column. *S.'s fleece*, the white fibers surrounding the nucleus dentatus of the cerebellum. *S.'s gelat'inous substance*, the neuroglia surrounding the central canal of the spinal cord. *S.'s nu'cleus*, *S.'s column*. *S.'s raph'e*, the transverse fibers uniting the pyramids on the anterior surface of the oblongata.

Still'ing's color ta'bles [Jacob Stilling, German ophthalmologist, *1842.] Reuss's color tables.

stillin'gia [Benjamin Stillingfleet, an English botanist, 1702-1771.] (U.S.) The dried root of *Stillingia sylvatica*, queen's delight, silver-leaf, yaw-root, an herb of the southeastern United States; employed as an alternative in doses of gr. 15-30 (1.0-2.0); in eclectic practice it is employed in the treatment of ozena, chronic laryngitis and pharyngitis, and syphilis.

still'ingia. A precipitate from a tincture of stillingia, employed as an alternative in the treatment of syphilis and scrofula.

stilus [L. a stake.] Stylus; a pencil-shaped medicinal preparation for external application; a medicated bougie; a pencil or stick of nitrate of silver or other caustic. *s. ac'idī salicyl'ici dilu'bilis* (N.F.), salicylic acid pencil, containing 10 per cent. of the active agent. *s. cocaīnæ dilu'bilis* (N.F.), cocaine pencil, containing 5 per cent. cocaine hydrochloride. *s. dilu'bilis* (N.F.) [L. *diluerē*, to dilute], paste pencil, Unna pencil; a paste of starch, dextrin, tragacanth, and sugar; after the incorporation of a medicinal substance, the paste is rolled into a cylinder and dried; employed as a means of making direct application to the skin.

stim'ulant [L. *stimulans*; *stimulare*, to urge on, to incite.] 1. Stimulating, exciting to action. 2. An agent that arouses organic activity, strengthens the action of the heart, increases vitality, and promotes a sense of well-being. Stimulants are classified, according to the parts upon which they chiefly act, as cardiac, respiratory, stomachic, hepatic, cerebral, spinal, vascular, genital, etc. *diffu'sible s.*, one that produces a rapid but temporary effect. *gen'er'al s.*, one that affects the entire body. *local s.*, one whose action is confined to the part to which it is applied.

stim'ulate. To arouse the system in general or any special system or organ to increased functional activity.

stimula'tion. 1. The arousing of the body or any

of its parts or organs to increased functional activity. 2. The condition of being stimulated. **stim'ulus.** 1. A substance said to be present in fresh gastric juice which stimulates the gastric glands to renewed secretion. 2. A substance in normal and especially in immune serum which stimulates the cells to increased phagocytic activity. 3. A non-specific substance, such as broth, which has the supposed power of increasing the activity of the leucocytes

stim'ulus, pl. *stim'uli* [L. a goad.] 1. A stimulant. 2. Anything which arouses action (the response) in a muscle, nerve, or gland, or which promotes some trophic change. *ad'equate s.*, homologous *s. heterol'ogous s.*, a *s.* which acts upon any part of the sensory apparatus or nerve-tract. *homol'ogous s.*, one which acts only upon the nerve terminations in a special sense organ.

Sti'pa [L. tow.] A genus of grasses some species of which are ornamental, others used for forage. *S. ine'brians*, a species which is said to produce stupor in animals grazing on it. *S. sibe'rica*, that Siberian species having an action similar to a *S. ine'brians*. *S. vas'eyi*, *S. virid'ula*, sleepy grass, a species growing in the southwestern United States, which is said to be narcotic.

stipe, stipes (stip, sti'pēz) [L. *stipes*, trunk.] 1. The stalk which supports the pileus of a mushroom. 2. The stalk which supports the carpel. 3. The petiole of a frond.

stipp'ling. In histology, a speckling of a blood-cell or other structure with fine dots when exposed to the action of a basic stain, due to the presence of free basophile granules in the cell protoplasm.

stip'ule [L. *stipula*, dim. of *stipes*, trunk, stock.] An appendage at the base of a leaf.

stirp [sturp] [L. *stirps*, a stock.] 1. A race or family. 2. Galton's term for the aggregation or sum total of gemmules or organic units in the fertilized ovum.

stirpiculture (stur'pi-kul'tūr) [L. *stirps*, stock, + *cultura*, cultivation.] Scientific selection in breeding in order to improve the stock.

stirr'up [A.S. *stīrðp*.] Stapes.

stitch [A.S. *stice*, a pricking.] 1. A sharp sticking pain of momentary duration. 2. A suture.

stith [an obsolete term for anvil.] Incus.

stock [A.S. *stoc*.] A supply of any material kept on hand ready for use. *s. culture*, a culture of any microorganism kept constantly active, by reincubation of fresh media from time to time. *s. vaccine*, a bacterial vaccine made from any of the species, not from one individual strain, distinguished from an autogenous vaccine.

Stock'er's sign. For the differentiation between typhoid fever and tuberculous meningitis; if in the former disease, the bedclothes are pulled down the patient takes little or no notice, but in tuberculous meningitis the interference is resented and the clothes are quickly pulled up again.

stock'ing. Edema of the leg in the horse.

sto'chology, stoichiology (ste-ki-ol'o-jī, stoy-ki-ol'o-jī). Stoichiology.

sto'chiometer, stoichiometer (ste-ki-om'e-ter, stoy-ki-om'e-ter). Stoichiometer.

sto'chiometry, stoichiometry (ste-ki-om'e-trī, stoy-ki-om'e-trī). Stoichiometry.

Stoerk's blenorrh'e'a [Karl Stoerk, Viennese laryngologist, 1832-1899.] Chronic, first purulent then dry, catarrh of the upper air-passages with hypertrophy of the mucous membrane and submucosa; in many cases the same as scleroma.

Stokes's expec'torant [William Stokes, Dublin physician, 1804-1878.] Mistura pectoralis, Stokes

stomatocae (sto-mă-tok'a-se) [*l. stomat- (mouth) + cae*], *Ulcerative stomatocae*,
mouth, + *kaké*, badness.] *Ulcerative stomatocae*,
putrid sore mouth.

stomatocatharsis [G. *stoma*, mouth, + *katharsis*, purgation, cleansing.] 1. Disinfection of the oral cavity. 2. Salivation.

stomatodynia [G. *stoma*(*stomat*-), mouth, + *odynē*, pain.] Stomatalgia.

stomatodyso'dia [G. *stoma*(*stomat*-), mouth, + *dysōdia*, bad odor.] A bad odor or stench from the mouth.

stomatological (*sto-mā-to-loj't-kal*). Relating to stomatology.

stomatologist. One who is skilled in stomatology.

stomatology [G. *stoma*, mouth, + *-logia*.] The branch of medical science which has to do with the mouth and teeth and their diseases.

stomatomalacia [G. *stoma*(*stomat*-), mouth, + *malakia*, softness.] Pathological softening of any of the structures of the mouth; noma.

stomatome'nia [G. *stoma*(*stomat*-), mouth, + *mēn*, month.] Bleeding from the gums as a form of vicarious menstruation.

stomat'omy. Stomatotomy.

stomatomycosis (*sto'mā-to-mi-ko'sis*) [G. *stoma*(*stomat*-), mouth, + *mykōs*, fungus.] Thrush or other disease of the mouth due to the presence of a microscopic fungus.

stomatonecrosis (*sto'mā-to-ne-kro'sis*) [G. *stoma*(*stomat*-), mouth, + *nekro'sis*, a killing.] Gangrene of the mouth, noma.

stomat'otono'ma [G. *stoma*(*stomat*-), mouth, + *tonē*, spreading.] Gangrene of the mouth, noma.

stomatop'athy [G. *stoma*(*stomat*-), mouth, + *pathos*, suffering.] Any disease of the mouth.

stomatoplas'tic. Relating to stomatoplasty.

stomatoplasty [G. *stoma*(*stomat*-), mouth, + *plassō*, I form.] Reparative or plastic surgery of the mouth.

stom'atorrha'gia [G. *stoma*(*stomat*-), mouth, + *-rrhagia*.] Bleeding from the gums or other part of the oral cavity.

stom'atoscope [G. *stoma*(*stomat*-), mouth, + *skopēō*, I examine.] An apparatus for illuminating the interior of the mouth to facilitate examination.

stomat'o'sis [G. *stoma*(*stomat*-), mouth.] Any disease of the oral cavity.

stomatot'omy [G. *stoma*(*stomat*-), mouth, + *tomē*, incision.] Nicking the edge of a rigid os uteri to facilitate labor.

stomatoty'phus. Ulcerative stomatitis, stomatocace.

stomenorrha'gia [G. *stoma*, mouth, + *mēn*, month, + *-rrhagia*.] Stomatomenia.

stomoceph'alus [G. *stoma*, mouth, + *kephalē*, head.] A monster with undeveloped jaw and a snout-like mouth.

stomod'eal. Relating to the stomodeum.

stomode'um, **stomode'um** [G. *stoma*, mouth, + *daiō*, I divide.] The invagination of the ectoderm forming the mouth cavity.

Stomox'ys cal'citrans [G. *stoma*, mouth, + *oxys*, sharp; L. *calcitrare*, to kick, noting the efforts of cattle to rid themselves of the insect.] A species of biting fly, resembling in size and general appearance the common house-fly; this or another species of the same genus is believed to be the intermediate host of *Trypanosoma evansi*, the cause of surra.

stone [A.S. *stān*.] 1. Calculus.* 2. An English unit of weight of the human body, equal to 14 pounds. 3. Noting a complete loss of any of the senses or of life; as stone blind, stone deaf, stone dead. **blue s.**, cupri sulphas.

stone'-bruise. A bruise of the foot received in walking barefoot over loose stones.

stone'-masons' disease' or lung. Silicosis.

stone'-searcher. A steel sound with an angular curve near its tip, used in the examination of the bladder in the case of a suspected calculus.

stool [A.S. *stōl*, seat.] 1. An evacuation of the bowels. 2. Feces, the matter discharged at one movement of the bowels.

stop. In dentistry, to fill a tooth-cavity.

stop'-needle. A surgical needle, with the eye at the tip, the shank of which has a projecting shelf to arrest the needle when it has passed the desired distance through the tissues.

stop'-speculum. A dilating speculum, as for example one for the eyelids, which is provided with a catch to prevent its being opened too wide.

stor'age batt'ery. A battery having two plates of lead or other material immersed in an electrolyte; when these are charged with a current of electricity they become negative and positive, and when a connection is made the current flows from one to the other as between the poles of a galvanic battery; accumulator. See cut under *battery*.

st'rax. Styraz.

storesinol (*sto-rez't-nol*). One of two amorphous resins, or alcohols, $C_{24}H_{40}(OH)_2$, contained in styraz.

Storm Lake Mineral Spring, Iowa. Alkaline-saline-calcic-carbonated waters. Used by drinking in diseases of the bowels, liver, and kidneys.

Stoughton's elix'ir (*sto'ton*) [Stoughton, English physician, eighteenth century.] An elixir containing aloes, rhubarb, gentian, and cascarrilla, with various flavoring tinctures.

stovaine (*sto'vah-ēen*). A local anesthetic, used especially to induce intraspinal anesthesia, in injections of gr. $\frac{1}{4}$ (0.015-0.045); chemically it is benzoyl-ethyl-dimethyl-aminopropanol hydrochloride.

stovainization (*sto-vah-e-ni-za'shun*). The induction of spinal anesthesia by subarachnoid injections of stovaine.

strab'is'mal, **strab'is'mic**. Relating to or affected with strabismus.

strabismom'eter [G. *strabismos* + *metron*, measure.] An ivory plate with upper margin curved, to conform with the lower lid, and marked in millimeters or fractions of an inch, used to measure the lateral deviation in squint.


strab'is'mus [G. *strabismos*.] Heterotropia, squint; a constant lack of parallelism of the visual axes of the eyes. **al'ternating s.**, see *squint*. **dynam'ic s.**, latent squint, heterophoria.* **s. con-ver'gens**, internal squint.* **s. diver'gens**, external squint.* **s. deor'sum ver'gens**, vertical squint, in which the visual axis of one eye deviates downward. **s. sur'sum ver'gens**, vertical squint, in which the visual axis of one eye deviates upward. **unioc'ular s.**, see *squint*.

strabom'eter. Strabismometer.

strabotome (*strab'o-tōm*). A knife for use in performing strabotomy.

strabot'omy [G. *strabismos*, strabismus, + *tomē*, a cutting.] Division of one or more of the ocular muscles or their tendons for the correction of squint.

Strachan's disease (*strawn*) [William Henry Williams Strachan, English physician, nineteenth century.] Pellagra



MAY'S STRABIS-
MOMETER.

strain [A.S. *strynd*; *streōnan*, to beget.] 1. A race or stock: said of bacteria or protozoa derived from a definite source and preserved in successive cultures or by successive animal inoculations. 2. An hereditary tendency.

strain [L. *stringere*, to bind.] 1. To make an effort to the limit of one's strength. 2. To injure by overuse or improper use. 3. To filter, to percolate. 4. An act of straining. 5. Injury resulting from strain or overuse.

strain'er. A filter or percolator.

strait. In obstetrics (1) the upper opening, *superior strait*, or inlet; or (2) the lower opening, *inferior strait*, or outlet, of the pelvic canal.

strait'-jacket. A shirt with very long sleeves, used to restrain a violently insane person; the shirt is put on and securely laced, and then the patient's arms are folded and the ends of the sleeves are fastened behind the back; sometimes simply a square of canvas buckling behind, binding the arms to the sides of the body.

stramon'ium (U.S., Br.). The dried leaves (and ripe seeds—Br.) of *Datura stramonium*, thorn-apple, Jamestown or Jimson weed, stink-weed, an herb abounding in temperate and subtropical countries. It contains an alkaloid, daturine, resembling hyoscyamine or atropine; it is antispasmodic in doses of gr. 1-3 (0.06-0.2) and anodyne locally applied.

strangalesthesia, **strangalessthesia** (strang'gal-es-the'zi-ah) [G. *strangalē*, halter, + *aisthēsis*, sensation.] Girdle-sensation, zonesthesia.

strangle (strang-gl) [G. *strangalōō*, I choke.] To suffocate, to choke; to compress the trachea so as to prevent respiration.

strangles (strang'glz). An acute infectious disease in the horse, marked by catarrh of the anterior respiratory passages with enlargement and suppuration of the glands in the floor of the mouth; it is caused by the streptococcus of Schütz and affects chiefly horses under the age of five years.

strangulated. Constricted so as to prevent the passage of air, noting the trachea; or so as to cut off the blood-supply, noting a hernia or any part encircled by a tight band.

strangula'tion. The act of strangulating or the condition of being strangulated, in any sense.

strangury (strang'gu-ri) [G. *strangx*(strang-), a drop, + *ouron*, urine.] Difficulty in micturition, the urine being passed drop by drop with pain and tenesmus.

strap [A.S. *stropp*.] 1. A strip of adhesive plaster. 2. To apply overlapping strips of adhesive plaster, covering an ulcer for example.

Strassburg's test (strahs'boorg) [Gustav Adolf Strassburg, German physiologist, *1848.] For bile in the urine: albumin, if present, is precipitated, then cane-sugar is added and filter paper is dipped in the fluid and dried; if bile pigments are present in the urine sulphuric acid will turn the filter paper a reddish violet color.

Strath'peffer, Scotland. Sulphurous and chalybeate waters. Cold. Used by drinking and bathing in rheumatism, gout, dyspepsia, skin diseases, and gastrohepatic disorders. May to October.

stratifica'tion [G. *stratum*, layer, + *facere*, to make.] An arrangement in the form of layers or strata.

strat'ified. Arranged in the form of layers or strata.

strat'iform [L. *stratum*, cover, layer, + *forma*, shape.] Arranged in the form of a layer or in strata; descriptive of the manner of liquefaction in a gelatin stab-culture; see cut under *culture*, C, 5.

stra'tum, gen. *stra'ti*, pl. *stra'ta* [L. a layer.] One of the layers of differentiated tissue, the aggregate of which forms any given structure, such as the retina or the skin.

1. *bacillare ret'ina*, the layer of rods and cones of the retina.

2. *cine'reum colliculi superioris*, *cinere'um*, layer of the superior colliculus, a layer of gray matter beneath the stratum zonale and capping the striatum opticum of the colliculus superior (nates).

3. *compactum*, the superficial layer of decidua, tissue in the pregnant uterus, in which the interstitial tissue preponderates.

4. *cor'neum*, horny layer, the outer layer of the epidermis, consisting of several layers of flattened non-nucleated cells.

5. *cylin'dricum*, *s. germinativum*, the deepest stratum of the epidermis.

6. *denta'tum*, dentate layer, so called because of the fibrils or intercellular bridges of the cells of this stratum.

7. *s. mucosum*, *s. germinativum* [BNA].

8. *disjunctum*, the layer of partly detached cells of the free surface of the *s. corneum*.

9. *fibro'sum*, the outer, fibrous, layer of the capsule of a joint.

10. *filamento'sum*, filamentous layer, so called because of the presence of fibrils or filaments connecting the polygonal cells; *s. mucosum*, the polygonal layer, or prickle-cell, layer of the *s. germinativum* [BNA].

11. *ganglione're*, ganglionic layer, nerve-cell layer, the second layer, from within, of the retina, consisting of nerve-cells with large nuclei.

12. *s. germinativum* [BNA], germinative or Malpighian layer, *s. mucosum*, rete mucosum, the inner layer of the epidermis resting on the corium; it consists of several layers of polygonal cells and one, lowest, layer of columnar cells; some regard this latter as a stratum to which they apply the name *s. germinativum* or basilar layer, calling the other layers of the stratum *s. mucosum*.

13. *s. granulo'sum*, (1) granular layer, a layer of flattened cells containing granules of keratohyalin and eleidin, lying just above the *s. mucosum* of the epidermis; (2) the outer layer of cells surrounding the hair in the Graafian follicle; (3) stratum nucleare rete.

14. *s. grise'um centra'le*, central gray layer. *S. grise'um*, gray matter, a layer of gray substance surrounding the aqueductus cerebri and continuous with the gray matter of the third and fourth ventricles.

15. *s. interme'dium*, intermediate layer, the layer formed by the deeper cells of *s. lucidum* of the epidermis, considered by Ranvier to constitute a distinct layer.

16. *s. interoliva're lemnh'ci*, the decussating form of the fillet (lemniscus) longitudinally disposed above the olivary nuclei.

17. *s. lacuno'sum*, a cortical-cell layer in the hippocampus.

18. *s. lemnh'ci*, fillet layer, a layer of gray matter in the lower part of the colliculus superior (nates), traversed by fibers of the lemniscus.

19. *s. luc'idum*, clear layer, the layer of the epidermis just beneath the *s. corneum*; it consists of two or three layers of flat clear cells with atrophied nuclei.

20. *s. molecula're*, molecular layer, (1) plexiform layer, one of two layers, inner and outer, of the retina composed chiefly of interlacing dendrites from the cells of the adjoining nuclear layers; (2) the brain cortex.

21. *s. muco'sum*, mucous layer, rete mucosum, *s. Malpighii*, stratum germinativum [BNA]. By this term applies to the layers of polygonal cells of the lower layer of columnar cells being called the basilar layer or *s. germinativum*; it is this layer which contains the pigment of the skin.

22. *s. nuclea're*, nuclear layer, granular layer, one of two layers, inner and outer, of the retina, composed of nerve-cells of various kinds.

23. *s. opt'icum*, optic layer, (1) a layer of gray matter below the *s. cinereum* of the colliculus superior (nates), traversed by numerous fibers from the optic tract and the internal lobe of the cerebrum; (2) the inner layer of the retina, consisting of (mostly centripetal) nerve fibers.

s. papill'are, papillary or superficial layer of the corium, corpus* papillare [BNA].

s. pigmen'ti ret'inæ, the outer layer of the retina, consisting of pigmented epithelium. **s. plaxifor'me**, s. moleculare.

s. reticul'are, reticular or deeper layer of the corium, tunica propria [BNA].

s. spin'o'sum, prickle-cell layer, spinous layer, so called because of the cellular fibrils or intercellular bridges of the cells of this layer; **s. mucosum**, s. germinativum [BNA].

s. spongio'sum, the middle layer of the decidua formed chiefly of dilated glandular structures.

s. subcut'a'neum, the subcutaneous connective tissue.

s. synovia'le, the inner, lining, membrane of the capsular ligament of a joint.

s. zona'le, a mass of white substance covering the upper surface of the thalamus and forming part of the floor of the central portion of the lateral ventricle.

Straus's sign [Isidore Straus, Parisian physician, 1845-1896.] In case of facial paralysis, if an injection of pilocarpine is followed by sweating on the affected side later than on the other, the prognosis is grave.

Strauss's test (strows). A test for lactic acid in the contents of the stomach, by means of a solution of ferric chloride and ether.

straw'berry-cream blood. The appearance of the blood in marked lipemia.

straw'berry-tongue. The white-coated tongue with large projecting red papillæ, seen in scarlatina.

straw-itch. An urticarioid dermatitis caused by a mite *Pediculoides ventricosus* occasionally infesting the straw of which mattresses are made.

streak (strék) [A.S. *strica*.] A line, stria, or stripe, especially one which is more or less indistinct or evanescent. **germ'in'al s.**, the first trace of the blastoderm in the impregnated ovum, consisting of a longitudinal grouping of cells at one end of the germinal area. **meningit'ic s.**, *tache cérébrale*, a line of redness following the drawing of the nail or a pencil-point across the skin, marked especially in cases of meningitis and other acute affections of the nerve-centers. **prim'itive s.**, germinal s.

strength'en'ing-plaster. Emplastrum ferri.

stroph'otome [G. *strophō*, I turn, + *tomē*, incision.]

A corkscrew-shaped instrument, with flat ribbon-like spirals, formerly used in the radical cure of inguinal hernia; the instrument was introduced, encircling the canal, the walls of which were thus brought together, and was left *in situ* until obliterating adhesions had formed.

streptoangina (strep-to-an'ji-nah). Membranous sore-throat due to the presence of a streptococcus.

strep'tobacill'us [G. *streptos*, twisted.] A rod bacterium occurring in chains, the individual bacilli being joined end to end. **S. leb'inis**, a species of lactic-acid forming bacillus.

streptobacte'ria. Any bacterial forms arranged in chains or wreaths, including *Streptobacillus*, *Streptococcus*, and *Streptothrix*.

streptococc'al. Streptococcic, relating to a streptococcus.

streptococcemia, **streptococcæmia**, (strep'to-kok-se'mi-ah). Streptococcus infection or sepsis,

streptomycosis, the presence of streptococci in the blood.

streptococ'clic. Streptococcal.

streptococcolysin (strep'to-kok-ol'i-sin). An hemolysin excreted by a streptococcus.

Streptococ'cus [G. *streptos*, curved, + *kokkos*, berry.] A genus of *Coccaceæ* in which the individuals are arranged in curved lines resembling a string of beads, division of the cells occurring in one plane only. **S. ac'id'i lac'tici**, **S. lebinis**. **S. angino'sus**, **S. pyogenes**. **S. apthi'cola**, a species thought to be causative of foot-and-mouth disease; cf. **S. involutus**. **S. conglomer'a'tus**, a variety which forms flocculent colonies in bouillon; it has been found in the throat secretions in scarlatina. **S. cunic'uli**, *Bacillus necrophorus*. **S. endocardi'ticus**, a species, believed to be pathogenic, found in the lesions of ulcerative endocarditis. **S. diffu'sus**, a variety which, when cultivated in bouillon, produces a general clouding of the fluid. **S. erysipel'atis**, **S. erysipel'atos**, Fehleisen's s., the cause of erysipelas, generally regarded as identical with **S. pyogenes**. **S. fæca'lis**, a short-chained s. occurring in great numbers in the intestine; it is found in chronic forms of malignant endocarditis, in chronic cystitis, and in certain terminal infections. **S. farcin'ica**, *Actinomyces farcinica*. **S. involu'tus**, a form said to be regularly present in the vesicles of foot-and-mouth-disease; cf. **S. apthi'cola**. **S. lanceola'tus**, *Diplococcus pneumoniae*. **S. leb'inis**, **S. acidi lac'tici**, a species producing lactic acid and causing the coagulation of milk, said to be the bacterium of Bulgarian sour milk. **S. longus**, **S. pyogenes**. **S. lucæ**, a form occurring in the pus of chancre. **S. morbillo'sus**, a species which has been found in the nasal discharge in measles. **S. pyog'enes** [G. *pyon*, pus, + *gennao*, I produce], a pus-forming organism pathogenic for man and the lower animals. **S. saliva'rius**, a short-chained streptococcus occurring in the saliva and also throughout the alimentary canal; it is found in chronic forms of malignant endocarditis and not infrequently in terminal infections. **S. varicell'æ**, a species which has been found in the vesicles in chickenpox; probably not pathogenic. **S. vari'olæ**, a species found in the vesicles of smallpox and cowpox; probably not pathogenic, but possibly symbiotic with the causative organism of the disease. **S. vir'idans**, a form which grows in green colonies and is not hemolytic; it is found in association with endocarditis* lenta.

streptocol'y'sin. Streptococcolysin.

streptocyte (strep'to-sit) [G. *streptos*, curved, + *kytos*, cell.] *Streptococcus.

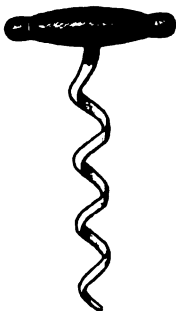
streptomyco'sis. Streptococcus infection or sepsis, streptococcemia.

streptoseptice'mia, **streptoseptica'mia**. Streptomycosis, streptococcemia.

streptothr'ical (strep-to-thrish'al). Streptothrichal.

streptothr'ico'sis. 1. An infectious disease caused by one or more species of *Streptothrix*; it is marked by a chronic suppurative inflammation, the pus containing granules composed chiefly of colonies of the causal microorganism. 2. Actinomycosis.

Strep'tothrix [G. *streptos*, bent, + *thrix*, hair.] A genus of *Chlamydobacteriaceæ*, which includes the forms of unbranched threads in which division occurs in only one plane. **S. actinomy'-ces**, *Actinomyces bovis*. **S. farcin'ica**, a species found in farcy, believed to be pathogenic. **S. leproid'es**, a microorganism obtained in cultures made from leprous nodules; the source of nastin.*



STREPHOTOME.

S. madu'ræ, a species found in the lesions of fungous foot of India, probably not pathogenic.
streptotrichal (strep-to'trik-al). Relating to, or caused by the presence of, some species of *Streptothrix*.

streptotrichiasis (strep-to'trik-i'a-sis). Streptothricosis.

stretch'er [A.S. *streccan*, to stretch.] A sheet of canvas stretched to a frame with four handles, used for transporting the sick or wounded; a litter.

stri'a, gen. and pl. *stri'æ* [L. channel, furrow.] A stripe, band, or line, distinguished by color, texture, depression, or elevation from the tissue in which it is found. **acus'tic s.**, **au'ditory s.**, *s. medullaris* (2). **brown s.**, *s. of Retzius*.* **s. acus'tica**, *s. medullaris* [BNA]. **s. atroph'ica**, an atrophic, glistening, white band or streak in the skin, occurring as the result of overstretching *s. for'nicis*, *s. of the fornix*, *s. medullaris* [BNA]. **s. longitudina'lis latera'lis**, *s. tecta*, a longitudinal band of gray matter near each outer edge of the upper surface of the corpus callosum under cover of the gyrus cinguli. **s. longitudina'lis media'lis**, a longitudinal band of gray matter running along the surface of the corpus callosum on either side of the median line. **s. malleola'ris**, malleolar stripe, a bright line seen through the membrana tympani, produced by the attachment of the manubrium of the malleus. **s. medulla'ris** [BNA], medullary *s.*, (1) *s. for'nicis*, *tænia for'nicis*, *s. pinealis*, *tænia thalami*, a longitudinal strand of fibers along the wall of the third ventricle just below the *tænia thalami*; many of the fibers end in the nucleus, or ganglion, *habenula*, others cross to the opposite side on the dorsum of the *habenula* forming there the *commissura habenularum*; (2) *acoustic s.*, *auditory s.*, one of the horizontal white stripes on the floor of the fourth ventricle passing from the mesial groove outward over the upper part of the restiform body; they divide the rhomboidal fossa into the fovea inferior and fovea superior on either side. **s. olfacto'ria**, olfactory stria, one of three white bands (*s. media'lis*, *s. interme'dia*, *s. latera'lis*) passing backward from the olfactory trigone; the medial stria curves upward behind the area of Broca and terminates in the callosal gyrus; the intermediate, imperfectly developed, passes into the anterior perforated substance; the lateral runs along the border of the anterior perforated substance and joins the *limen insulae*. **s. pinea'lis**, pineal *s.*, *s. medullaris* [BNA]. **s. paralle'la**, brown *s.*, *s. of Retzius*.* **s. tec'ta**, *s. longitudinalis lateralis*. **s. termina'lis** [BNA], terminal stria, *tænia semicircularis*, a band of fibers running first in the roof of the inferior horn and then in the floor of the body of the lateral ventricle, passing from the amygdaloid nucleus to the anterior perforated substance. **s. vascula'ris**, vascular stripe, a portion of the upper part of the ligamentum spirale cochleæ containing numerous small blood-vessels. **s. ventric'uli ter'tii**, *s. medullaris* (1).

stri'ate, **stri'ated** [L. *striatus*, furrowed.] Striped, marked by striae. **s. body**, corpus striatum.

stria'tion. 1. Stria, striae. 2. A striate appearance. 3. The act of streaking or making striae.

stria'tum [L. neut. of *striatus*, furrowed.] Corpus striatum.

stric'ture [L. *strictura*; *strictus*, bound.] A circumscribed narrowing or stenosis of a tubular structure. **ann'ular s.**, a ring-like constriction encircling the wall of a canal. **bridle s.**, narrowing of a canal by a band of tissue stretching across part

of its lumen. **contrac'tile s.**, **recurrent s.**, **functional s.**, **spasmodic s.**, **organ'ic s.**, one due to the presence of cicatricial or other new tissue, 2. a spasmodic. **permanent s.**, **organic s.**, **recurrent s.**, a *s.* due to the presence of contractile tissue, which may be dilated but soon returns. **spasmod'ic s.**, a *s.* due to localized spasm of muscular fibers in the wall of the canal. **tem'porary s.**, **spasmodic s.**

stricturotome (strikt'u-ro-tóm) [L. *strictura*, stricture, + G. *tomos*, a cutting.] A stricture-lance, an instrument for use in dividing a stricture.
stricturot'omy [L. *strictura*, stricture, + *créo*, incision.] Surgical division of a stricture.

stri'dor [L.] A high-pitched noisy respiration, like the blowing of the wind. **congen'ital s.**, **crowing**; inspiration occurring at birth or within the first two or three weeks of life; infantile respiratory spasm. **laryn'geal s.**, habitual noisy respiration sometimes occurring without apparent cause in infants; congenital *s.* **s. den'tium**, grinding of the teeth. **s. serrat'icus**, a rough grating like the sound of a saw.

strid'ulous [L. *stridulus*; *stridere*, to creak, to hiss.] Having a shrill or creaking sound.

string-galvanom'eter. Electrocardiograph.

string-halt. Spring-halt.

striocellular (stri'o-sel'u-lar). Striocellularia, relating to or composed of striated muscular tissue.
striocellula'ris, neutr. **striocellula're** [L. *striatus*, furrow, + *cellula*, cell.] Noting striated muscular tissue.

stria. Stria, streak.

strob'ila [G. *strobilē*, a twist of lint.] A number of consecutive tapeworm segments.

strobile (strob'il). Strobila.

strob'illoid [G. *strobilē*, strobile, + *eidos*, resemblance.] Resembling a chain of segments of a tapeworm.

Strogon'off's meth'od [Vasilii Vasilovich Strogonov, Russian obstetrician, contemporary of Treutmann?] Treatment of puerperal eclampsia by narcotics, stasis; the patient from all external sources of irritation, and rapid delivery.

stroke [A.S. *stróc*]. 1. A blow; hence a sudden attack, as a sunstroke, a paralytic or apoplectic stroke. 2. A pulsation. 3. [A.S. *strácan*.] To pass the hand or any instrument gently over a surface. 4. A gliding movement over a cord, as a stroking. **back s.**, the recoil of the ventricle of the heart during systole, basculatation.

stroke'-culture. Smear-culture.*

stro'ma, pl. *stro'mata* [G. *strōma*, a coverlet.] The framework, usually of connective tissue, of an organ, gland, or other structure; distinguished from the parenchyma, or specific substance, of the part. **s. plexus**, see *plexus*.

stro'mal. Relating to the stroma of an organ or other structure.

stromat'ic. Stromal.

stromatolysis (stro-mā-tol'i-sis) [*stroma* + G. *lysis*, solution.] Solution of the enveloping membrane of a bacterial or other cell, the cell body not being affected.

Stro'meyer-Little opera'tion [G. P. L. Stro'meyer, W. J. Little.] An operation for abscess of liver, the pus being found by a cannula and the abscess being then opened by the knife running along the cannula as a guide.

Stro'meyer's splint [Georg Friedrich Louis Stro'meyer, German surgeon, 1804-1876.] A hinged splint for the knee, admitting of being set at an angle.

Strongyloides intestinalis (stron-jī-loi'dēs; *Strongylus* + G. *eidos*, resemblance.) *Anguina*

tinalis et *stercoralis*, *Rhabdonema intestinalis*, *R. strongyloides*; an intestinal parasitic worm having a parasitic and a free-living generation; it has been found in sufferers from diarrhea acquired in Cochinchina, but its pathogenic relation to the disease is doubtful; called also *S. stercoralis*.

strongylosis (stron-jī-lo'sis). Infestation with a species of *Strongylus*.

Strongylus (stron'jī-lus) [G. *strongylos*, round.] A genus of *Nematoda*. *S. aperi* [L. *aper*, wild boar], a round worm parasitic in the bronchial tubes of the pig and wild boar, and occasionally found in man. *S. duodenalis*, *Uncinaria duodenalis*. *S. elongatus*, *S. apri*. *S. equinus*, a nematode worm, parasitic in the intestine of the horse. *S. gigas*, *Eustrongylus gigas*. *S. longevaginus*, *S. apri*. *S. paradoxus*, *S. apri*. *S. quadridentatus*, *Uncinaria duodenalis*. *S. renalis*, *Eustrongylus gigas*. *S. subtilis*, a species found in the small intestine in native Egyptians, and also in the intestine of the camel. *S. suus*, *S. apri*.

strontia (stron'shī-ah). Strontium oxide, SrO. **Strontia Mineral Spring**, Maryland. Saline-calcio-strontiated waters containing carbonic acid gas. Used by drinking in rheumatism, gout, dyspepsia, diabetes, and sea-sickness.

strontium (stron'shīum) [*Strontian*, a town in Scotland.] A metallic element, symbol Sr, atomic weight 86.62, of dark yellow color; some of its salts are used in medicine. **stron'ti brom'idum** (U.S.), strontium bromide, SrBr₂ + 6H₂O; colorless translucent crystals, of saline bitterish taste, soluble in water; employed to meet the same indications as the other bromides in doses of 3i-3 (4.0-12.0). *s. caffeine-sulphonate*, symphoric Sr. **stron'ti iod'idum** (U.S.), strontium iodide, SrI₂ + 6H₂O, occurs in colorless plates or a white granular powder, of saline bitter taste, soluble in water; used for the same purposes as the other iodides in doses of gr. 5-60 (0.3-4.0). **stron'ti lac'tas**, strontium lactate, a white granular or crystalline powder, of saline bitterish taste, soluble in 4 parts of water; has been employed in albuminuria in doses of gr. 20-60 (1.3-4.0). **stron'ti salicy'las** (U.S.), strontium salicylate, a white crystalline powder of saline, sweetish taste, soluble in 18 parts of water; employed for the same purposes as sodium salicylate in doses of gr. 5-30 (0.3-2.0).

strophan'thin, **strophanthi'num** (U.S.). A glucoside or mixture of glucosides from strophanthus; a whitish crystalline powder, soluble in water, extremely poisonous; cardiac tonic, like strophanthus, in doses of gr. $\frac{1}{8}$ to $\frac{1}{2}$ (0.0002-0.0003).

strophanthone (stro-fan'thōn). Trade name of a liquid preparation of the active principles of strophanthus, employed in doses of m℥i5 (1.0).

strophan'thus [G. *strophos*, a cord, + *anisos*, flower.] (U.S.) *Strophanthus semina* (Br.), the dried ripe seeds of *Strophanthus kombé*, a vine of East Africa, used by the natives as an arrow poison; a cardiac tonic and vasoconstrictor resembling digitalis; dose gr. $\frac{1}{4}$ -1 (0.03-0.06).

strophoceph'alus [G. *strophē*, a spiral, + *kephale*, head.] A monster with a distorted head and face.

stroph'alus [L. dim. of *strophus*, colic.] Red gum, gum rash, lichen infantum; miliaria* rubra, sometimes associated with intestinal disturbances, occurring in infants. *s. albidus* [L. whitish], milium. *s. candidus* [L. dazzling white], a form in which the papules are colorless and shining. *s. intertinctus*, *s. pruriginosus*, a form marked by much itching. *s. volatilis*, wildfire rash,*

a fugitive miliary eruption, coming and going without apparent cause and without marked general symptoms.

structural. Relating to the structure of a part; having a structure.

struc'ture [L. *structura*; *struere*, to build.] 1. The arrangement of the details of a part; the manner of formation of a part. 2. A tissue or formation made up of different but related parts.

Struempell's disease (strüm'pel) [Adolf von *Struempell*, German physician, *1853.] 1. Spondylitis deformans. 2. Acute policephalitis in children. *S.'s phenom'enon*, dorsal flexion of the great toe of a paretic leg. *S.'s re'flex*, stroking the abdomen or thigh causes flexion of the leg and adduction of the foot. *S.'s type*, familial type of lateral spinal sclerosis.

Struempell-Marie disease (strüm'pel-mä-re') [Adolf v. *Struempell*; *Pierre Marie*.] Rhizomelic spondylosis.*

stru'ma [L. *struere*, to build.] 1. Scrofula. 2. Goiter, bronchocele. *adre'nal s.*, hyperplasia of the suprarenal bodies. *s. aberran'ta*, a goitrous tumor of an accessory thyroid gland. *s. colloid'es*, colloid goiter, enlargement of the thyroid gland with an increase in colloid due to degeneration of the glandular epithelium. *s. colloid'es cyst'ica*, colloid goiter in which the increased colloid occurs in the form of cystic collections. *s. maligna*, cancer of the thyroid gland. *s. suprarena'lis*, a fatty tumor of the suprarenal body.

strumec'tomy [L. *struma* + G. *ektomē*, excision.] 1. Excision of a scrofulous gland. 2. Surgical removal of all or a portion of a goitrous tumor.

stru'miform [L. *struma* + *forma*, form.] 1. Resembling scrofula. 2. Resembling a goiter.

strumiprivus, fem. *strumipri'va* (stru-mī-pre'vus) [L. *struma* + *privus*; *privare*, to deprive of.] Relating to the removal of a goiter; noting a constitutional state, cachexia* strumipriva.

strumitis (stru-mī'(me'tus) [L. *struma*, goiter, + G. *-itis*.] Inflammation of a goitrous tumor; inflammation, with swelling, of the thyroid gland.

strumoderma (stru-mo-dur'mah). Scrofuloderma.

stru'mous. 1. Scrofulous. 2. Goitrous.

Stru've's test [Heinrich *Struve*, German physician in St. Petersburg, 19th century.] The suspected fluid is treated with ammonia or caustic potassa and then with tannin, and finally with acetic acid until the reaction is distinctly acid; if blood is present a dark precipitate of tannate of hematin is formed; this precipitate treated with glacial acetic acid and ammonium chloride gives the characteristic hemin crystals.

strychnina (strik-nē'nah). (U.S., Br.) An alkaloid from nux vomica, C₂₁H₂₂N₂O₂; occurs as colorless crystals or a white crystalline powder, odorless, but of intensely bitter taste, nearly insoluble in water; cardiac and general tonic, stomachic, and nervine in doses of gr. $\frac{1}{8}$ to $\frac{1}{2}$ (0.001-0.003). **strychni'næ hydrochlor'idum** (Br.), strychnine hydrochloride, occurs in colorless prismatic crystals, soluble in 35 parts of water; dose gr. $\frac{1}{8}$ to $\frac{1}{2}$ (0.001-0.003). **strychni'næ ni'tras** (U.S.), strychnine nitrate, colorless shining crystals, soluble in 42 parts of water; dose, gr. $\frac{1}{8}$ to $\frac{1}{2}$ (0.001-0.003). **strychni'næ sul'phas** (U.S.), strychnine sulphate, a white crystalline powder, of intensely bitter taste, soluble in 31 parts of water; dose, gr. $\frac{1}{8}$ to $\frac{1}{2}$ (0.001-0.003).

strychnine (strik'nēn). *Strychnina*, *saccharinated s.* (sak'ar-in-a-ted), a mixture of strychnine and saccharin, the saccharin disguising somewhat the bitterness of the strychnine; dose slightly larger

than that of pure strychnine. *s. ar'senite*, a white crystalline powder, used in malaria and skin diseases in doses of gr. $\frac{1}{16}$ – $\frac{1}{32}$ (0.001–0.003). *s. cit'rate*, a constituent of the official ferri* et strychninae citras.

strychninism (stri'k'nēn-izm). Chronic strychnine poisoning.

strychninize (stri'k'nēn-iz). To bring under the influence of strychnine.

strychninomania (stri'k'ne-no-ma'nī-ah). Addiction to the use of strychnine.

strychni'num. Strychnina.

strychnism (stri'k'nizm). Strychninism.

strychnize (stri'k'niz). Strychninize.

Strychnos (stri'k'nos) [G. nightshade.] A genus of tropical shrubs or trees of the order *Loganiaceae*. *S. igna'tia*, the source of ignatia.* *S. nux-vom'ica*, the source of nux* vomica.

Stryker Mineral Springs, Ohio. Sulphated and muriated, and calcic-chalybeate waters. Used by drinking and bathing in anemia, torpor of the liver, constipation, and debility.

stuck-finger. Trigger-finger.

Stuetz's test (stüts). Puerbringer's test.

stump-foot. Club-foot.

stump. The extremity of a limb left after amputation; the pedicle remaining after removal of the tumor which was attached to it. *s. hallucina'tion*, the sensation as of the continual presence of a limb or a portion of a limb after its amputation.

stun [A. S. *stunian*, to make a loud noise.] To stupefy; to render unconscious by cerebral concussion.

stupe [L. *stupa*, oakum, tow.] A compress or cloth wrung out of hot water, usually impregnated with turpentine or other irritant, applied to the surface to produce counterirritation.

stupefa'cient, **stupefac'tive** [L. *stupor* + *facere*, to make.] Causing stupor, narcotic.

stupema'nia [L. *stupor* + G. *mania*, frenzy.] Insanity with stuporous symptoms.

stu'por [L.] Lethargy, torpor, unconsciousness.

stu'porous. Relating to or marked by stupor.

stur'dy. Stagers in sheep, gid.

stu'rin [L. *sturio*, sturgeon.] A protamine in the sperm of the sturgeon.

Sturm's in'terval (stoom) [Johann Christoph Sturm, 1635–1703.] The distance between the anterior and posterior foci or focal points in the eye.

stut'ter [frequentative of *stut*, from Goth. *stautan*, to strike.] To enunciate certain words with difficulty and with frequent halting and repetition of the initial consonant; the cause is a spasm of the lingual and palatal muscles.

stut'tering. A spasmodic speech disorder in which certain words are enunciated with difficulty through inability, as it were, to pass the initial consonant; distinguished from the hesitating form of *stammering* which is not due to spasm but to faulty innervation or to psychic causes.

sty, **style**, pl. *sties*, *styes*. Hordeolum, inflammation of one of the sebaceous glands of the eyelid.

Meibo'mian s., inflammation of a Meibomian* gland.

Zeiss'ian s., inflammation of one of Zeiss's* glands.

style, **stylet**, **stylette** (stil, sti'let, sti-let') [It. *stilello*, a dagger; dim. of L. *stilus* or *stylus*, a stake, a pen.] 1. A wire contained in the lumen of a flexible catheter used to stiffen it and give it form during its passage; mandril, mandrin. 2. A slender probe. 3. In botany, the prolongation of a pistil supporting the stigma. *ba'sal* or *bas'il'lar s.*, one

which apparently arises from the base of a simple ovary.

styl'iform [L. *stilus* (*stylus*), a stake, + *forma*, form] Peg-shaped, styloid.

stylo-. In composition, relating to a styloid process, specifically to the styloid process of the temporal bone.

styloauricularis (sti'lo-aw-rik-u-la'ris). See *auricularis*.

styloglos'sus [G. *glōssa*, tongue.] Relating to the styloid process and the tongue; see under *maxil'us*.

stylohy'al. Relating to the styloid process of the temporal bone and to the hyoid bone.

stylohy'oid. Stylohyal; relating to the muscles stylohyoideus.

stylohyoideus (sti-lo-hi-o-id'e-us). See under *musculus*.

sty'loid [G. *stylos*, a peg, a post, + *eidos*, resemblance.] Peg-shaped, styliform; noting one of several slender bony processes, see under *processus*. *s. cor'nua*, the lesser cornua of the hyoid bone.

sty'loarynge'us. See under *musculus*.

stylomandib'ular. Relating to the styloid process of the temporal bone and the mandible, noting the ligamentum stylomandibulare, a flat ligamentous band of the cervical fascia extending from the styloid process to the inner side of the angle of the jaw.

stylomas'toid. Relating to the styloid and to mastoid processes of the temporal bone; acting especially a small artery and a foramen.

stylomax'illary. Stylomandibular.

stylomy'loid. Stylomandibular.

stylopharynge'us. See under *musculus*.

styloph'orum [G. *stylos*, a style, + *phoros*, a bearer] Yellow poppy, the plant *Stylophorum diphyllum* resembling chelidonium in its action.

stylostaphyl'ine (sti-lo-staf'i-lin). Relating to the styloid process of the temporal bone and to the uvula or velum pendulum palati.

stylosteophyte (sti-los'te-o-fit) [G. *stylos*, post, - *osteon*, bone, + *phylon*, growth.] A peg-shaped bony outgrowth.

stylostix'is [G. *stylos*, pen, style, + *stixis*, a pricking] Acupuncture.

styl'us [G. *stylos*; L. *stilus* (*stylus*).] A style, a stilet; stilus.*

stymato'sis [G. *styma*, priapism.] Painful priapism [G. *stypē*, tow.] A tampon.

styp'sis [G.] 1. Astringency. 2. The application of a styptic.

styp'tic [G. *styptikos*.] 1. Astringent, hemostatic. 2. An astringent hemostatic agent.

styp'ticin. Cotarmine hydrochloride.

styp'tol. Cotarmine phthalate.

sty'racin. Cinnamyl cinnamate, $C_6H_5C_6H_4O_2$, a crystalline constituent of styrax.

sty'racol. Guaiacol cinnamate.

sty'rax [G.] (U.S.) Storax, styrax liquidus, liquid storax, a liquid balsam obtained from the wood and inner bark of *Liquidambar orientalis*, a tree of Asia Minor; has been employed in the treatment of chronic inflammation of the mucous membranes in doses of gr. 10–20 (0.6–1.3), and externally for scabies.

sty'rol. Styrene, cinnamene, phenylethylene $C_6H_5CH=CH_2$, a colorless liquid of pleasant odor, contained in styrax.

sty'rone. Cinnamyl alcohol, $C_6H_5CH_2CH_2OH$, obtained from styrax by distillation with caustic potassium; employed as a deodorant in 1 to 2 per cent. glycerine solution, and as a decolorizing agent in chemistry.

sub- [L. *sub*, under.] A prefix to words formed from Latin roots, noting beneath, less than the normal or typical, inferior; it corresponds to the Greek prefix *hypo-*.

subabdom'inal. Below the abdomen.

subabdominoperitoneal (sub-ab-dom'i-no-per-i-to-ne'al). Beneath the abdominal, as distinguished from the pelvic, peritoneum.

subacetate (sub-as'e-tât). An acetate containing one or more atoms of the base still capable of combining with the acid to form higher salts, a basic acetate.

subacid (sub-as'id). Slightly acid, acidulous.

subacid'ity. Slight acidity, the condition of being subacid.

subacro'mial. Beneath the acromion process.

subacute (sub-a-küt'). Not frankly acute, yet not chronic, noting the course of a disease.

subalimentation (sub-al-i-men-ta'shun) [L. *sub*, under, + *alimentation*.] A condition of insufficient nourishment.

subanal (sub-as'nal). Below the anus.

subancone'us [L. *sub*, beneath, + G. *ankōn*, elbow.] Below the elbow; see under *musculus*.

subap'ical. Below the apex of any part.

subaponeuro'tic. Beneath an aponeurosis.

subarachnoid (sub-ä-rak'noyd). Beneath the arachnoid membrane.

subar'culate. Slightly arcuate or bowed.

subareolar (sub-a-re'o-lar). Beneath an areola, especially the areola of the mamma.

subastrag'alar. Beneath the astragalus.

subastring'ent. Slightly astringent.

subaural (sub-aw'ral) [L. *auris*, ear.] Below the ear; subauricular.

subauricular (sub-aw-rik'u-lar). Below an auricle, especially the concha or pinna of the ear.

subax'ial. Below the axis of the body or any part.

subax'illary. Beneath the axilla.

subbas'al. Beneath any base or basal membrane.

subbrachial (sub-bra'ki-al). Relating to the inferior quadrigeminal brachium or postbrachium.

subbrachycephalic (sub-brak-i-së-fal'ik). Slightly brachycephalic, having a cephalic index of 80.01 to 83.33.

subcal'carine. Below the calcarine fissure, noting a cerebral convolution, or gyrus.

subcallo'sal. Below the corpus callosum, noting a cerebral convolution, or gyrus.

subcap'sular. Beneath any capsule, as the internal or external capsule of the brain, or a capsular ligament.

subcar'bonate. A carbonate having one or more unsatisfied bases, a basic carbonate.

subcartilaginous (sub-kar-ti-laj'in-us). 1. Partly cartilaginous. 2. Beneath a cartilage.

subce'cal. Below the cecum, noting a fossa.

subchloride (sub-klo'rid). The chloride of a series which contains proportionally the greatest amount of the other element in the compound; subchloride of mercury is Hg_2Cl_2 ; chloride or perchloride of mercury is $HgCl_2$.

subchondral (sub-kon'dral) [G. *chondros*, cartilage.] Subcartilaginous; beneath or below the cartilages of the ribs.

subchordal (sub-kor'dal). Below the notochord.

subchorioid'al (sub-ko-ri-oy'dal). Subchoroidal.

subchorionic (sub-ko-ri-on'ik). Beneath the chorion.

subchoroid'al (sub-ko-roy'dal). Beneath the choroid (chorioid) coat of the eye.

subchronic (sub-kron'ic). Almost, but not frankly chronic, rather slower than subacute; noting the course of a disease.

subclass' [L. *sub*, under, + *classis*, a division.] In biological classification, an occasional division between the *class* and the *order*.

subcla'vian. Beneath the clavicle.

subclavic'ular. Subclavian.

subcollat'eral. Below the collateral fissure, noting a cerebral convolution, or gyrus.

subcla'vius. See under *musculus*.

subconjunc'tival. Beneath the conjunctiva.

subconscious (sub-kon'shyus). 1. Not wholly conscious. 2. Noting an idea or impression which is present in the mind, but of which there is at the time no conscious knowledge or realization.

subcon'sciousness. 1. Partial unconsciousness. 2. The state in which mental processes take place without the conscious perception of the individual.

subcontin'uuous. Almost continuous, having only slight breaks in continuity.

subcor'acoid. Beneath the coracoid process.

subcor'tex. The white matter of the brain immediately underlying the cortex.

subcor'tical. 1. Relating to the subcortex; beneath the cerebral cortex. 2. In botany, beneath the bark.

subcos'tal [L. *costa*, rib.] Beneath the ribs, noting a number of arteries and grooves.

subcra'nial. Beneath or below the cranium.

subcrep'itant. Nearly, but not frankly crepitant, noting a râle.*

subcrepita'tion. 1. The presence of subcrepitant râles.* 2. A sound approaching crepitation in character.

subcrura'us, subcrure'us [L. *sub*, below, + *crus* (*crur-*), leg.] See under *musculus*.

subcrura'lis. Subcruræus.

subcul'ture. 1. A culture made by transferring to a fresh medium microorganisms from a previous culture; a method used to prolong the life of a particular strain where there is a tendency to degeneration in older cultures. 2. To make a fresh culture with material obtained from a previous one.

subcu'neus. Below the cuneus, noting a gyre on the mesial surface of the occipital lobe of the brain.

subcuta'neous [L. *sub*, beneath, + *cutis*, skin.] Beneath the skin; hypodermic.

subcuta'neus coll'i [L. beneath the skin of the neck.] See *musculus platysma*.

subcutic'ular. Beneath the cuticle or epidermis, subepidermic.

subcu'tin. Paraphenolsulphonic-acid ethyl ester of paraminobenzoic acid, a white crystalline powder soluble in 100 parts of water but more readily in physiological salt solution; local anesthetic in 12.5 per cent. solution in saline solution.

subcu'tis. 1. The corium or true skin. 2. The subcutaneous connective tissue.

subdelir'ium. Slight or not continuous delirium.

subdel'toid. Beneath the deltoid muscle, noting a bursa.

subden'tal. Beneath the roots of the teeth.

subder'mic [L. *sub*, under, + G. *derma*, skin.] Subcutaneous, hypodermic.

subdiaphragmat'ic. Beneath the diaphragm.

subdor'sal. Below the dorsal region.

subduce', subduct' [L. *sub*, below, + *ducere*, to lead.] To pull or draw downward.

subdu'ral. Beneath the dura mater.

subenceph'alon [L. *sub*, under, + G. *enkephalos*, brain.] Hypencephalon.

subendocar'dial. Beneath the endocardium.

subendothe'lial. Beneath endothelium.

subendothe'lium. Subepithelium (2).

suben'dymal. Subependymal.

subepider'mal, subepider'mic. Beneath the epidermis, subcuticular.

subepithe'lial. Beneath the epithelium.

subepithe'lium. 1. Any structure beneath the epithelium. 2. A fine layer between the epithelium and the basement membrane of the mucous membrane of the intestine and bronchi; Debove's membrane.

su'berin [L. *suber*, cork.] The modified cellulose in cork.

subes'ton. Aluminum subacetate, used as a dusting powder in hyperidrosis, decubitus, herpes, etc.

subfam'ily. In biological classification, an occasional division between the *family* and the *genus*, often the same as *tribe*.

subfascial (sub-fash'al). Beneath a fascia.

subfe'brile. Slightly feverish.

subfissure (sub-fish'ūr). A cerebral fissure beneath the surface, concealed by overlapping convolutions.

subfla'vous [L. *sub*, under, + *flavus*, yellow.] Slightly yellow, yellowish; noting the *ligamenta subflava*, connecting the laminae of the vertebrae.

subfo'lium. One of the secondary divisions of the folium vermis.

subfron'tal. Below or beneath a frontal convolution or lobe of the brain.

subgall'ate. A salt of gallic acid having one or more atoms of the base unsatisfied, a basic gallate.

subgemm'al. Below a gemma or bud.

subge'nus. A subdivision of a genus, not recognized as a distinct genus, yet regarded as higher than a species.

subgerminal (sub-jur'ml-nal). Beneath the germinal streak of an impregnated ovum, noting the yolk cavity.

subgle'no'id. Below the glenoid fossa or glenoid cavity, infraglenoid.

subgloss'al [L. *sub*, beneath, + G. *glōssa*, tongue.] Sublingual, hypoglossal.

subglossitis (sub-glos-si'(se')tis) [L. *sub*, under, + G. *glōssa*, tongue, + *-itis*.] Inflammation of the tissues beneath the tongue, or of the under surface of the tongue.

subglott'ic. Below the glottis, an opening between the vocal cords.

subgran'ular. Slightly granular.

subgrunda'tion [L. *sub*, under, + A.S. *grund*, bottom, foundation.] The depression of one fragment of a broken cranial bone below the other.

subgyre, subgyrus (sub-jir', sub-jir'us) [L. *sub*, under, + *gyrus*, a circle.] A cerebral convolution which lies beneath the surface concealed by other superficial convolutions.

subhepat'ic [L. *sub*, under, + G. *hēpar* (*hēpat-*), liver.] Beneath the liver.

subhu'meral. Below the humerus.

subhyaloid (sub-hi'al-oyd). Beneath, on the vitreous side of, the hyaloid membrane.

subhy'oid, subhyoid'eal. 1. Below the hyoid bone. 2. After the hyoid arch in the embryo.

subicter'ic. Slightly jaundiced.

subic'ular. Relating to the subiculum, noting the cortical area in the neighborhood of the uncinate gyre.

subic'ulum [L. *subex* (*subic-*), a layer.] The uncinate gyre, uncus gyri hippocampi [BNA]. **s. promonto'rii**, support of the promontory; a bony ridge bounding the fenestra vestibuli posteriorly.

subil'jac. 1. Below the ilium. 2. Relating to the subilium.

subil'ium. The lower portion of the ilium.

subinfec'tion. 1. A secondary infection occurring

in one exposed to and successfully resisting an epidemic of another infectious disease. 2. Prolonging of the organism by toxins liberated from ruins of bacteria undergoing lysis.

subinflamma'tion. A very mild degree of inflammation, irritation.

subinflam'matory. Very slightly inflammatory, showing irritation of the tissues.

subin'timal. Beneath the intima.

subin'trance. Anticipation of the malarial paroxysm.

subin'trant [L. *subintrare*, to steal into] Noting a malarial paroxysm which anticipates, or occurs before its proper time, to such an extent that the first symptoms are manifested before the paroxysm has entirely disappeared.

subinvolu'tion. An arrest in the normal involution of the uterus following childbirth, the organ remaining abnormally large.

subiodide (sub-i'o-did). That one of a series of iodine compounds containing the least iodine.

subja'cent [L. *subjacere*, to lie under.] Lying beneath another part.

sub'ject [L. *subjectus*, lying beneath.] 1. A patient under medical or surgical treatment. 2. An animal upon which an experiment is being made. 3. A body for dissection.

subject'ive. Perceived by the individual only and not evident to the examiner, noting certain symptoms, such as pain.

subject'oscope [L. *subjectus*, subject, + *scopos*, to examine.] An instrument for examining a subjective vision.

subjugal. Below the jugal bone, or occipital condyle.

subking'dom. A large or primary division of a kingdom, either animal or vegetable. It is not a definite division, some naturalists recognize more, some fewer, subkingdoms.

sublamine. Ethylenediamine mercuric salt, a white crystalline powder containing 25 to 30 per cent. of mercury; employed instead of corrosive sublimate in 1-500 or 1-1000 solution.

sublatio (sub-la'shi-o) [L. *sublatum*, raised up, taken away.] Sublation. **s. retinæ**, detachment of the retina.

sublat'ion [L. *sublatio*] Detachment, elevation, removal of a part.

subleucemia (sub-lu-se'mi-ah) [L. *sub*, under, *leucemia* (2).] Hypoleucemia (2).

sublimate [L. *sublimare*, to raise on high.] 1. To bring a solid substance into a state of vaporization to cause its condensation, in order to separate it from non-vaporizable impurities. 2. A substance which has been submitted to sublimation. 3. Corrosive sublimate, hydrargyrum sublimatum corrosivum.

sublimat'ion. 1. The process of vaporizing a substance by heat and then condensing it. 2. A process of purification by separating the vaporizable impurities; a process analogous to the distillation of liquids. 3. Freud's term for the diversion of certain components of the unconscious to a higher and non-sexual aim.

sublime'. 1. To sublimate. 2. To undergo a process of sublimation.

sublim'inal [L. *sub*, under, + *limen* (*limin-*), threshold.] Below the limit of sensory perception, below the limit or threshold of consciousness. **s. self**, subconscious mind, the part of the mental processes which take place without the conscious knowledge of the individual.

sublim'is [L.] At the top; on the surface, superficial.

sub^{limophe}nol. Said to be phenolated mercuric chloride or a mixture of mercury phenolate and calomel, employed as an antiseptic in surgery.

sublingual (sub-ling'gw'al) [L. *sub*, under, + *lingua*, tongue.] Beneath the tongue.

sublingua^{lis}. See under *arteria*, *fovea*, and *glandula*.

sublinguitis (sub-ling-gwi'(gwe')tis). Inflammation of the sublingual salivary gland.

sublob^{ular}. Beneath a lobule, as of the liver.

sublum^{bar}. Below the lumbar region.

subluxa^{tion}. An incomplete luxation or dislocation.

sublymphemia (sub-lim-fe'mi-ah) [L. *sub*, under, + *lymph* (*cells*) + G. *haima*, blood.] A blood state in which there is a great increase in the proportion of lymphocytes although the total number of white cells is normal.

submam^{mary}. Below or beneath the mammary gland.

submargin^{al}. Near the margin of any part.

submarine (sub-ma-rén'). In dentistry noting a field of operation or other part beneath a lake of saliva.

submaxill^a. The mandible, or lower jaw.

submaxillaritis (sub-maks'il-ar-i'(e')tis). Mumps affecting the submaxillary salivary gland.

submaxill^{ary}. 1. Mandibular. 2. Beneath the lower jaw, noting a salivary gland and its duct, lymph glands, an artery and vein, a nerve, a fossa (fovea*), and a triangle of the neck.

submaxillitis (sub-maks-il-i'(e')tis). Submaxillaritis.

subme^{dial}, subme^{dian}. Almost, but not exactly in the middle.

submem^{branous}. Partly or nearly membranous.

submen^{tal} [L. *sub*, under, + *mentum*, chin.] Beneath the chin.

submicrone (sub-mi'krôn) [L. *sub*, under, + *microne*.] Hypomeron, a colloid particle, smaller than 0.1 μ and larger than 1 μ , recognizable in the ultramicroscope; distinguished from *microne* and *amicrone*.

submorphous. Neither frankly amorphous nor frankly crystalline, noting the structure of certain calculi.

submuc^oss. A layer of tissue beneath a mucous membrane.

submu^{cous}. Beneath a mucous membrane.

subnarcot^{ic}. Slightly narcotic.

subna^{sal} [L. *sub*, under, + *nasus*, nose.] Under the nose. **s. point**, a craniometric point at the root of the nasal spine.

subneu^{ral} [L. *sub*, under, + *neuron*, nerve.] Below the neural axis.

subni^{trate}. A basic nitrate, a salt of nitric acid having one or more atoms of the base still capable of combining with the acid.

subnor^{mal}. Below the normal.

subnormal^{ity}. The state of being below what is normal.

subnotochordal (sub-no-to-kor'dal). Below the notochord.

subnu^{cleus}. A secondary nucleus.

subnutri^{tion}. A mild degree of innutrition.

suboccip^{ital}. Below the occiput or the occipital bone.

suboper^{tulum}. The orbital operculum.*

subor^{bital}. Beneath the orbit.

subor^{der}. In zoological classification an occasional division between the *order* and the *family*.

subox^{ide}. That of a series of oxides which contains the least oxygen.

suboxida^{tion}. Deficient oxidation.

subpap^{ular}. Noting an eruption of few and

scattered papules, or one in which the lesions are very slightly elevated, being scarcely more than macules.

subparalyt^{ic}. Paretic.

subpari^{etal}. Below or beneath any structure called parietal—bone, lobe, layer of a serous membrane, etc.

subpatell^{ar}. Beneath the patella.

subpec^{toral}. Beneath the pectoralis muscle.

subpedun^{cular}. Below a cerebral peduncle.

subpel^{viperiton}eal. Beneath the pelvis, as distinguished from the abdominal, peritoneum.

subpericar^{dial}. Beneath the pericardium.

subperiosteal (sub-per-i-os'te-al). Beneath the periosteum.

subperitoneal (sub-per-i-to-ne'al). Beneath the peritoneum.

subperitone^oabdom^{inal}. Subabdominoperitoneal.

subperitone^opel^{vic}. Subpelviperitoneal.

subpetro^{sal}. Inferior petrosal, noting a cerebral sinus.

subpharyngeal (sub-fä-rin'je-al). Below the pharynx.

subphren^{ic} [L. *sub*, under, + G. *phrên*, diaphragm.] Subdiaphragmatic.

subphy^{lum} [L. *sub*, under, + G. *phylon*, race.] In biological classification the division between the *phylum* and the *class*.

subpi^{al}. Beneath the pia mater.

subplacen^{tal}. Beneath the placenta, noting the decidua vera.

subpleu^{ral} (sub-plu'ral). Beneath the pleura.

subplex^{al}. Below or beneath any plexus.

subpon^{tine}. Below the pons Varolii.

subpreput^{al} (sub-pre-pu'shyal). Beneath the prepuce.

subpu^{bic}. Beneath the pubic arch; noting a ligament, ligamentum arcuatum pubis, connecting the two pubic bones below the arch.

subpul^{monary}. Below the lungs.

subpyramidal (sub-pl-ram'i-dal). 1. Below any pyramid, noting especially the *s. fossa* in the tympanum. 2. Nearly pyramidal in shape.

subret^{inal}. Beneath, on the outer side of, the retina.

subros^{tral}. Beneath the rostrum, noting a cerebral fissure below the genu of the callosus.

subsalt^o. A basic salt, one in which the base has one or more unsaturated molecules still capable of combining with the acid.

subsarto^{rial}. Beneath the sartorius muscle, noting a nerve plexus.

subscap^{ular}. Beneath or below the scapula.

subscapula^{ris}. See under *musculus*.

subscle^{ral}. Beneath the sclerotic coat of the eye, *i.e.* on the choroïdal side of this layer.

subsclerot^{ic}. 1. Subscleral. 2. Partly or slightly sclerotic or sclerosed.

subscrip^{tion} (sub-skip'shun). The part of a prescription* preceding the signature, in which are the directions for compounding.

subse^{rous}. Beneath a serous membrane.

subsib^{ilant}. Noting a rôle with a quality between blowing and whistling.

subspi^{nous}. Infraspinous. 1. Beneath any spine, as of the scapula, of a vertebra, etc. 2. Beneath, or anterior to, the spinal column.

subspl^enial. Beneath the splenium of the corpus callosum.

substage^o. An attachment to a microscope, below the stage, supporting the condenser or other accessory.

sub^{stance} [L. *substantia*, essence, material.] Matter, stuff, material. **al^{pha} s.**, reticular s. (r). **be^{ta} s.**, Heinz* bodies. **gray s.**, substantia cinerea or

grisea, the ganglionic or cellular portion of the brain and spinal cord. *interspongiositas* s., cytochylema. *reticularis* s., (1) substantia reticulofilamentosa, filar mass, filar structure, a filamentous plasmatic material, beaded with granules, demonstrable by means of vital staining in the red blood-cells; (2) substantia reticularis. *white* s., substantia alba, the conducting or dendritic portion of the brain and spinal cord. *white* s. of Schwann, see *Schwann*.

substance (süb-stahn's) [Fr.] Substance. *s. fixatrice* (fêks-ä-trê's) [Fr. fixing substance], Metchnikoff's term for immune body or amboceptor. *s. sensibilisatrice* (sahn-se-be-le-sä-trê's) [Fr. sensitizing substance], Bordet's term for immune body or amboceptor.

substan'dard. Below the standard or the normal. *s. risk*, see *risk*.

substantia (sub-stan'shyah) [L.] Substance. *s. adamantina*, enamel, the hard substance covering the exposed portion of the teeth; it is composed chiefly of calcium phosphate, carbonate, and fluoride, and magnesium phosphate. In structure it is a mass of hexagonal prisms held together by an extremely thin calcified matrix. *s. alba*, white substance.* *s. cinerea*, gray substance.* *s. compacta*, the compact, non-cellulose portion of bone. *s. corticalis*, cortex of the brain. *s. eburnea*, dentine, the ivory forming the mass of the tooth; it is composed of collagen, elastin, calcium phosphate, carbonate, and fluoride, and magnesium phosphate. It is structureless, but contains a large number of fine tubules running in a direction from the pulp cavity to the external surface, in which are found processes (dental fibrils, Tomes's fibrils) from the odontoblasts. *s. ferruginea*, ferruginous substance, an elongated group of pigmented cells, underlying and giving a bluish tint to the locus ceruleus in the floor of the fourth ventricle of the brain. *s. gelatinosa centralis* s. *grisea centralis*. *s. gelatinosa Rolandi*, gelatinous substance of Rolando, a light-colored glassy semitranslucent substance, composed chiefly of neuroglia, with, in certain regions, small ganglion cells, which forms the apex of the posterior gray column and, when seen on section, seems to fit over the caput cornu like a cap. *s. grisea*, *s. cinerea*, gray substance.* *s. grisea centralis*, *s. gelatinosa centralis*, central gray matter of the spinal cord, a mass of neuroglia surrounding the central canal. *s. metachromatico-granularis*, Heinz* bodies. *s. nigra* [BNA], black substance, intercalatum, locus niger, ganglion of Soemmering; a mass of gray matter, crescentic on cross section, containing a large number of deeply pigmented nerve-cells; it extends from the upper border of the pons into the subthalamic region between the dorsal (tegmental) and ventral (pedal) portions of the pedunculus (crus) cerebri. *s. ossea*, cement, crista petrosa, a layer of modified bone covering the dentine of the root and neck of a tooth. *s. perforata anterior* [BNA], anterior perforated substance, locus perforatus anticus, an area on either side of the optic chiasm in the olfactory trigone, which is perforated by numerous blood-vessels. *s. perforata posterior* [BNA], posterior perforated substance, locus perforatus posticus, a gray area at the base of the brain anterior to the pons, containing numerous openings for the passage of branches of the posterior cerebral artery. *s. propria corneae*, the proper substance of the cornea, consisting of modified transparent connective tissue between the layers

of which are open spaces or lacunae nearly filled with the corneal cells or corpuscles. *s. propria membranae tympani*, *membrana propria*, the middle, fibrous layer of the drum membrane. *s. reticularis*, *formatio reticularis*. *s. reticularis alba*, reticular white substance of Arnold, a thin layer of fibers covering the medial surface of the hippocampal gyrus. *s. reticularis grisea*, an area in the medulla behind the olive containing white and gray matter, the latter in considerable amount. *s. reticulofilamentosa*, *reticular substance* (1). *s. vitrea*, *s. adamantina*.

substernal (sub-stur'nal). Beneath the sternum. **substernomas'toid**. Beneath the sternomastoid muscle, noting a group of deep cervical lymphatic glands.

substitution. In chemistry, the displacing of one or more atoms of one element in a compound by an equivalent number of atoms of another element. *s. product*, a product obtained by replacing one element in a molecule with an atom or radical of another substance.

substitutive (sub'sti-tu-tiv). Substituting; causing a substitution or change. *s. therapy*, treatment designed to excite an acute non-specific inflammation to overcome one of a specific character, as the former practice of injecting a strong solution of silver nitrate in a beginning gonorrhea; *allopathy*.

sub'strate, **substra'tum** [L. *substratus*, spread under]. 1. Any layer or stratum lying beneath another. 2. Any substance acted upon by an enzyme or ferment.

subsul'phate. A basic sulphate, one which contains one or more atoms of the base unsatisfied and still capable of combining with the acid.

subsul'tus [L. *subsiliere*, to start up.] A twitch; or jerking. *s. clonus*, *s. tendinum* [L. *tendō*, to tendon], a twitching of the tendons, especially noticeable at the wrist, occurring in low fever.

subsyl'vian. Below the fissure of Sylvius, or the anterior horizontal ramus of the Sylvian fissure.

subtar'sal. Below the tarsus.

subtegumen'tal. Subcutaneous, hypodermic.

subtem'poral. Beneath or at the lower part of the temporal lobe or temporal convolution of the brain; noting a fissure, sulcus temporalis inferior [BNA], extending along the ventral surface of the temporal lobe.

subte'nial. Beneath or below any tennia of the brain.

subtetan'ic. Not quite tetanic, noting convulsions which are not clonic nor yet altogether those of tetanus, but rather of a remittent type character.

subthalam'ic [L. *sub*, beneath, + *thalamus*]. 1. Beneath the thalamus. *s. nucleus*, *hypothalamic nucleus*, Luys' body. *s. region*, *hypothalamus* [BNA].

subthalam'us. Hypothalamus.

subthyroides, **subthyroidism** (sub-thi-ro-id'e-ah, -thi'roy-dizm). Hypothyroidism.

subthyroides (sub-thi-ro-id'e-us). A muscular bundle formed of fibers derived from the thyroarytenoides and the vocalis muscles.

subtle, **subtle** (sut'il). 1. Slender, fine. *s. Sharpe*, acute.

subtrapez'ial (sub-tra-pe'zi-al). Beneath the trapezius muscle, noting a nerve plexus.

subtribe'. In zoological and botanical classification, an indefinite division of a tribe.

subtrochanteric (sub-tro-kan-ter'ik). Below a trochanter.

subtrochlear (sub-trok'le-ar). Below the trochlea.

subtu'beral. Lying below any tuber.

subty'mpan'ic. Below the tympanum.

subumbil'ical. Below the umbilicus.

subungual, subunguial (sub-ung'gw'al, sub-ung'gw'al) [L. *sub*, beneath, + *unguis*, nail.] Beneath the (toe or finger) nail; hyponychial.

suburethral (sub-u-re'thral). Below or beneath the urethra; noting a gland on either side of the beginning of the vagina, the *suburethral* or *vulvo-vaginal* gland, called also gland of Bartholin or of Duverney.

subvagina'l (sub-vaj'in-al). 1. Below the vagina. 2. On the inner side of any tubular membrane serving as a sheath.

subvertebral. Beneath, or on the ventral side of, a vertebra or the vertebral column, subspinal.

subvir'ile. More or less lacking in virility.

subvit'ri'nal. Beneath the vitreous body.

subvo'la [L. *sub*, under, + *vola*, palm or sole.] Hypothenar, the fleshy projection on the ulnar side of the palm of the hand.

subvolu'tion [L. *sub*, under, + *volvere*, to turn.] Turning under of a flap of mucous membrane, after an operation for pterygium, to prevent adhesion.

subwa'king. Noting a state intermediate between sleeping and waking; hypnoidal.

subzo'nal. Below or beneath any zone or zona, such as the zona radiata or zona pellucida.

subzygoma'tic. Below or beneath the zygoma.

succeda'neous. Relating to a succedaneum, employed as a substitute.

succedaneum (suk-se-da'ne-um). A drug or any therapeutic agent that has the properties and can be employed in place of another. *caput s.*, a swelling of the scalp and subjacent connective tissue forming on the presenting part of the head of a fetus during its birth.

succenturiate (suk-sen-tu'ri-ät) [L. *succenturiare*, to receive into a company of soldiers, to substitute.] Substituting, accessory. *s. kidney*, adrenal, or suprarenal body.

suc'cinate. A salt of succinic acid with a base, usually ammonium or potassium.

succinic acid [L. *succinum*, amber.] An acid, $H_2C_4H_4O_4$, occurring in colorless crystals, obtained by the destructive distillation of amber and by treating fats with nitric acid; employed for the relief of spasmodic pains in doses of gr. 5-10 (0.3-0.6).

succinoresinol (suk'si-no-rez'i-nol). A resinol derived from amber.

suc'cinous. Relating to amber.

suc'cinum [L.] Amber, a fossil resin; a volatile oil obtained by its destructive distillation is sometimes used in medicine; see *oleum succini*.

succor'rhœa, succor'rhœ'a [L. *succus*, juice, + *G. rhoia*, a flow.] An abnormal increase in the secretion of a digestive fluid, such as the saliva or gastric juice.

suc'cuba [L. *succumbere*, to lie under.] A female demon formerly supposed to seduce a man during sleep, and to be the cause of nocturnal pollutions.

suc'cubus [L.] A demon anciently believed to have intercourse with a woman during sleep, and to be the cause of lascivious dreams.

suc'cus, gen. and pl. *suc'ci* [L.] Juice. 1. The fluid constituents of the body tissues. 2. A fluid secretion, especially the digestive fluid. 3. The fluid portion of plants. 4. Specifically a pharmacopeial (B.P.) preparation obtained by expressing the juice of a plant and adding to it sufficient alcohol (1 part to 3 of juice) to pre-

serve it; formerly official also in the U.S.P., but now replaced by tinctures. *s. acal'yphe* (B.A.), the fresh juice of acahypha with the addition of $\frac{1}{2}$ volume 90 per cent. alcohol; dose 3i-4 (4.0-16.0). *s. adha'todæ* (B.A.), adhatoda juice; dose 3i-4 (4.0-16.0). *s. belladon'næ* (Br.), juice of belladonna; dose, mg-15 (0.3-1.0). *s. con'i* (Br.), the fresh juice of conium preserved with the addition of 25 per cent. alcohol; has been used in chorea in doses of 3i-2 (4.0-8.0). *s. enter'icus*, intestinal juice; an opalescent straw-colored, alkaline fluid, containing the enzymes maltase, invertase, erepsin, and enterokinase, and the non-enzymic secretion. *s. gas'tricus*, gastric juice; a clear, nearly colorless, acid fluid, containing pepsin, rennin, lipase, hydrochloric acid, and various salts. *s. hyoscy'ami* (Br.), juice of hyoscyamus; dose, mg-60 (2.0-4.0). *s. lime'tas cum pepsi'no* (N.F.), lime juice and pepsin; glycerite of pepsin 40, lime juice 60; dose 32 (8.0). *s. pancrea'ticus*, pancreatic juice; a clear syrupy fluid, containing several enzymes, viz., trypsinogen, amyllopsin, lipase, and probably rennin, lactase, and invertase. *s. prosta'ticus*, prostatic fluid; a whitish secretion, one of the constituents of the semen, the office of which is believed to be to preserve the vitality of the spermatozoa. *s. scop'a'rii* (Br.), juice of broom; dose 3i-2 (4.0-8.0). *s. tarax'aci* (Br.), juice of dandelion; dose 32-4 (8.0-16.0).

succuss' [L. *succutere*, to shake up.] To make succussion.

succussion (sü-kush'un). A diagnostic procedure which consists in shaking the body so as to elicit a splashing sound in a cavity containing both gas and fluid.

sucholotoxin (su-ko-lo-toks'in) [L. *such*, hog, + *cholera* + *toxin*.] The toxin of hog cholera.

suck [A.S. *sücan*.] 1. To draw a fluid through a tube by exhausting the air in front. 2. To draw a fluid into the mouth, specifically to draw milk from the breast.

suck'ing-pad. Corpus adiposum buccæ.

suckle (suk'l). 1. To nurse, to feed by milk from the breast. 2. To suck, to draw sustenance from the breast.

suc'crate. A compound of sucrose.

suc'crol. Dulcin, parphenetol carbamide, a derivative of parphenetidin; used as a substitute for sugar, being 200 times as sweet as cane-sugar.

suc'crose [Fr. *sucre*, sugar.] Cane-sugar, saccharose.*

suction (suk'shun) [L. *sugere*, to suck.] The act or process of sucking, aspiration. *post-tus'sive s.*, a suction sound heard on auscultation over a pulmonary cavity at the end of a cough.

suc'tion-cups. Cupping-glasses of various shapes, employed to produce local hyperemia according to Bier's* method.

suc'tion-plate. A plate, supporting a denture which is held in place by atmospheric pressure.

Sucto'ria [L. *sugere*, to suck.] A subclass of *Ciliata* including organisms with cilia only in the early stages as a rule, but having tentacles for piercing or sucking.

sucto'rial. Relating to suction, or the act of sucking; adapted for sucking. *s. insect*, a mosquito or other insect which draws blood by piercing the skin. *s. pad*, sucking pad, corpus* adiposum buccæ.

suda'men, pl. *sudam'ina* [L. *sudare*, to sweat.] A minute vesicle due to retention of fluid at the mouth of a sweat follicle.

sudam'ina. 1. Plural of *sudamen*. 2. Miliaria crystallina.

sudam'inal. Relating to sudamina.

sudan'. A name given to several fat-dyes. **s. brown**, a brown stain for fats, derived from alpha-naphthylamine. **s. red III**, sudan III, brown powder, aminoazobenzene-azobetanaphthol ($C_{22}H_{11}N_2O$), used as a stain in histological technique; it colors fatty tissues red, leaving connective tissue uncolored, it also stains the fatty envelope of the tubercle bacillus. **s. yellow G.**, metadioxyazobenzene, yellow fat-stain.

sudan'ophil [*sudan* + *G. philos*, fond.] Staining readily in a solution of sudan, usually sudan III.

sudanophil'ia [*sudan III* + *G. phileō*, I love.] A condition in which the leucocytes contain minute fat droplets which take a brilliant red stain when treated with 0.2 per cent. sudan III and 0.1 per cent. cresyl blue in absolute alcohol.

suda'tion [*L. sudatio*; *sudare*, to sweat.] Sweating.

sudato'ria [*L. sudatorius*, relating to sweating.] Ephidrosis, hyperidrosis.

sudato'rium [*L. sudare*, to sweat.] A hot-air or Turkish bath to induce profuse perspiration.

su'dor [*L.*] Sweat perspiration.*

su'doral. Relating to perspiration.

sudore'sis. Diaphoresis.

sudoriceratosis (su-dor-i-ser-a-to'sis) [*L. sudor*, sweat, + *G. keras*, horn.] Sudoriceratosis.

sudorif'erous [*L. sudor*, sweat, + *ferre*, to bring forth.] Carrying or producing sweat. **s. ducts**, the excretory ducts of the sudoriparous glands.

sudorific [*L. sudor*, sweat, + *facere*, to make.] Diaphoretic, sudoriferous, sudoriparous, causing perspiration.

sudorikeratosis (su-dor-i-ker-a-to'sis). Sudoriceratosis, keratosis of the sudoriferous ducts.

sudorip'arous [*L. sudor*, sweat, + *parere*, to produce.] Producing sweat. **s. gland**, sweat-gland, glandula* sudoripara.

su'et. The internal fat of the sheep and other animals. **prepared s.**, sebum preparatum.

suff'ocate [*L. suffocare*; *sub*, under, + *fauces*, pharynx.] 1. To impede respiration, to asphyxiate. 2. To suffer from want of oxygen, to be unable to breathe.

suffoca'tion. The act or condition of suffocating, asphyxiation.

suffu'migate [*L. sub*, under, + *fumigare*, to smoke.] To treat by means of fumigation.

suffumiga'tion. Treatment by the application of medicated fumes or smoke.

suffu'sion [*L. sub*, under, + *fundere*, to pour out.] 1. The act of pouring a fluid over the body. 2. Reddening of the surface. 3. The condition of being wet with a fluid. 4. An extravasation.

sugar (shôôg'ar) [*G. sakcharon*; *L. saccharum*.] A carbohydrate of sweet taste; see *saccharum*. **beech-wood s.**, xylose. **beet s.**, saccharose extracted from beet-root. **brain s.**, cerebrose. **cane s.**, saccharose extracted from the sugarcane, saccharum.* **fruit s.**, levulose. **gel'atin s.**, glycooll. **grape s.**, glucose, dextrose.* **heart s.**, muscle s. **in'vert s.**, a mixture of equal parts of dextrose and levulose. **liver s.**, glycogen. **malt s.**, maltose. **maple s.**, saccharum canadense, saccharose extracted from the sap of the sugar-maple, *Acer saccharinum*. **milk s.**, lactose. **muscle s.**, inosite. **redu'cing s.**, one which has the property of causing oxidation. **s. of lead**, acetate of lead, cupri* acetas.

su'garin. A synthetic sweetening agent said to be several hundred times sweeter than cane-sugar; it is a methyl derivative of saccharin or benzosulphinidum.

suggestibil'ity. A state in which one is prone to think or to do whatever is put in the mind by another.

suggest'ible. Susceptible to suggestion.

suggestion (sug-jes'chun) [*L. suggerere*, to supply]. The implanting of an idea in the mind of another by some word or act on the part of the operator; the subject being more or less influenced in conduct or physical condition by such implanted idea. See *autosuggestion*.

suggestionist (sug-jes'chun-ist). One who employs suggestion in the treatment of disease.

suggest'ive. Relating to suggestion. **s. therapeutics**, treatment of disease by means of suggestion; pithiatism.

suggilla'tion [*L. suggillare*, to beat black and blue]. 1. Ecthymosis, a black and blue mark. 2. Livor.

suint (swint) [*Fr. wool-grease*.] The natural grease in wool, a mixture of a soluble soap and in it fatty matter, from which the official *sulcanal* is extracted.

sul'cal. Relating to a sulcus. **s. artery**, a branch of the anterior spinal artery running in the anterior median fissure of the spinal cord.

sul'cate, sul'cated. Grooved, furrowed, marked. **s. a sulcus or sulci.**

sulciform (sul'si-form) [*L. sulcus* + *forma*, form]. Having the form of a groove or sulcus.

sulcomarg'inal tract. Tractus tectospinalis.

sul'culus, pl. sul'culi [*L. dim. of sulcus*, furrow]. A small sulcus.

sul'cus, gen. and pl. sul'ci [*L. a furrow or ditch*]. 1. One of the grooves or furrows on the surface of the brain, bounding the several convolutions or gyri, a fissure. 2. Any long narrow groove, furrow, or slight depression.

s. ampulla'ris, ampullary sulcus, a slight groove on the external surface of that part of the ampulla of each semicircular duct of the labyrinth which corresponds to the convex side of the duct; it is where the nerve enters.

s. anthel'icis transversus, a deep groove on the cranial surface of the auricle separating the eminence of the triangular fossa and of the concha.

s. auric'ule anterior, anterior auricular groove, between the crus helix and the tuberculus cartilaginis tragus.

s. auric'ule posterior, posterior auricular groove, between the antitragus and the cauda of the tragus, marking the location of the antitragohyaline fissure.

s. basila'ris, basilar groove, a mesial groove on the ventral surface of the pons Varolii in which lies the basilar artery.

s. calca'nel, interosseous groove, a deep furrow on the upper surface of the calcaneus giving attachment to the interosseous ligament.

s. callosa'lis, callosal s., s. corporis callosi [BNA]. **s. callosomargina'lis**, callosomarginal fissure, s. cinguli [BNA].

s. caro'ticus [BNA], carotid sulcus, carotid groove of the sphenoid bone.

s. centra'lis [BNA], central s., fissure of Rolando, a fissure running obliquely upward and backward on the lateral surface of each cerebral hemisphere, between the frontal and parietal lobes.

s. chias'matis [BNA], sulcus of the chiasm, s. groove of the sphenoid bone.

s. cin'guli [BNA], s. of the cingulum, callosomarginal fissure, a fissure on the mesial surface of the cerebral hemisphere, bounding the upper surface of the corpus callosum (callosal convolution); the anterior portion is called the *pars subfrontalis*, the posterior portion is called the *pars subparietalis*, which curves up to the superomedial margin of the hemisphere, bounding the paracentral lobule posteriorly, the *pars marginalis*.

s. circula'ris [BNA], circular sulcus of Reil, limiting sulcus of Reil, a semicircular fissure separating the insula from the operculum above, in front, and behind.

s. cor'poris callo'si [BNA], s. of the corpus callosum, callosal s., a fissure separating the corpus callosum from the gyrus cinguli above.

s. corona'rius [BNA], coronary sulcus, auriculo-ventricular groove, a groove on the outer surface of the heart marking the division between the auricles (atria) and the ventricles.

s. cru'ris hel'icis, groove of the crus of the helix, a transverse fissure on the cranial surface of the auricle corresponding to the crus of the helix.

s. cu'tis, groove of the skin, one of a large number of grooves of variable depth on the surface of the corium.

s. ethmoida'lis [BNA], ethmoidal sulcus, nasal groove; a groove on the inner surface of each nasal bone, lodging the internal nasal or anterior ethmoidal nerve.

s. fimbriodenta'tus, fimbriodentate s., a groove separating the fimbria from the fascia dentata hippocampi.

s. fronta'lis, frontal groove; the continuation on the cerebral surface of the frontal bone of the sagittal sulcus.

s. fronta'lis infe'rior, inferior frontal s., a sagittal fissure on the outer surface of each frontal lobe of the cerebrum separating the middle from the inferior frontal gyrus.

s. fronta'lis me'dius, middle or median frontal s., an imperfectly developed sagittal fissure dividing the middle frontal convolution into an upper and a lower part; this s. is found only in man and the anthropoid apes; at its anterior extremity it bifurcates, the two branches spreading out laterally and constituting the *frontomarginal s.*

s. fronta'lis supe'rior, superior frontal s., a sagittal fissure on the superior surface of each frontal lobe of the cerebrum, starting from the anterior border of the anterior central s.; it forms the outer boundary of the superior frontal convolution.

s. frontomargina'lis, see *s. frontalis medius*.

s. glute'us, gluteal furrow, the furrow between the buttock and thigh.

s. horizonta'lis cerebel'li [BNA], horizontal sulcus of the cerebellum, great horizontal fissure, a deep cleft encircling the circumference of the cerebellum, and receiving the three cerebellar peduncles anteriorly.

s. hypothalam'icus, hypothalamic s., s. of Monroe, a groove in the lateral wall of the third ventricle on either side leading from the foramen interventriculare to the aditus ad aqueductum cerebri.

s. infraorbita'lis, infraorbital groove; a gradually deepening groove on the orbital surface of the maxilla, which leads to the infraorbital canal.

s. infrapalpebra'lis, the hollow or furrow below the lower eyelid.

s. interme'dius ante'rior [BNA], anterior intermediate sulcus, anterior paramedian groove, an occasional furrow between the anterior median fissure and the anterior lateral sulcus of the spinal cord, usually present only in the fetus, indicating the lateral border of the anterior cerebrospinal fasciculus.

s. interme'dius poste'rior [BNA], posterior intermediate sulcus, posterior paramedian furrow or groove, a longitudinal furrow between the posterior median and the posterior lateral sulci of the spinal cord in the cervical region, separating the funiculus gracilis from the funiculus cuneatus.

s. interparieta'lis [BNA], interparietal s., intraparietal s. of Turner, a branched fissure starting from near the lateral (Sylvian) fissure at the posterior border of the posterior central gyrus, and running obliquely backward and medially to terminate in the transverse occipital sulcus; it separates the superior and inferior parietal lobules; a horizontal branch proceeds medially forming the posterior boundary of the posterior central gyrus.

s. intertubercula'ris [BNA], intertubercular sulcus, bicipital groove, a furrow running down the shaft of the humerus from between the two tuberosities, lodging the tendon of the long head of the biceps, and

giving attachment in its floor to the latissimus dorsi muscle.

s. intragra'cilla, a cerebellar fissure between the gracilis minor and gracilis posterior lobuli.

s. intraparieta'lis, intraparietal s. of Turner, s. interparietalis [BNA].

s. lacrima'lis, lacrymal groove; (1) a hollow in front of the lacrymal crest of the lacrymal bone; (2) a groove on the nasal process of the maxilla, the upper part of which forms with (1) a fossa for the lodgment of the lacrymal sac.

s. latera'lis ante'rior, anterior lateral, or anterolateral, sulcus, an indistinct furrow on either side of the spinal cord, near the anterior median fissure, marking the line of exit of the anterior nerve-roots.

s. latera'lis poste'rior, posterior lateral, or posterolateral, sulcus, a longitudinal furrow on either side of the posterior median sulcus of the spinal cord, marking the line of entrance of the posterior nerve-roots.

s. lim'itans, limiting s. of Reil, s. circularis [BNA].

s. longitudina'lis [BNA], longitudinal sulcus, inter-ventricular groove, ventricular groove, crena cordis; a groove on the anterior and posterior surfaces of the heart, marking the location of the septum between the two ventricles.

s. longitudina'lis supe'rior, s. sagittalis [BNA].

s. luna'tus, a sulcus in the human brain comparable to, if not identical with, the ape-fissure (*Affenpalte*).

s. malleola'ris, malleolar s. or groove, a broad groove on the posterior surface of the internal or medial malleolus, through which the tendon of the tibialis posterior muscle runs.

s. media'nus lin'guæ [BNA], median longitudinal raphe of the tongue, a slight longitudinal depression running forward on the dorsal surface of the tongue from the foramen cæcum.

s. media'nus poste'rior [BNA], posterior median sulcus, posteromedian fissure, a shallow furrow in the median line of the posterior surface of the cord.

s. mentolabia'lis, the mentolabial furrow, the indistinct line separating the lower lip from the chin.

s. mylohyoid'eus, mylohyoid sulcus, a groove on the inner surface of the ramus of the mandible leading to the opening of the inferior dental canal; it lodges the mylohyoid artery and nerve.

s. nasolabia'lis, nasolabial furrow, the furrow between the ala nasi and the lip.

s. ner'vi radia'lis [BNA], groove for radial nerve, musculospiral groove, a furrow between the external epicondylar ridge of the humerus and the deltoid eminence, winding round the outer surface of the shaft, lodging the musculospiral (radial) nerve and the superior profunda artery.

s. ner'vi ulna'ris, groove for ulnar nerve, a furrow on the posterior surface of the internal epicondyle of the humerus, lodging the ulnar nerve.

s. nym'phocaruncula'ris, a groove between the labium minus and the border of the remains of the hymen, in which is the opening of the duct of Bartholin's gland on either side.

s. nym'phohymeneæ'lis, s. nym'phocaruncularis.

s. obtura'torius, obturator s. or groove, a broad shallow furrow on the pelvic surface of the pubis external to the obturator crest.

s. occipita'lis latera'lis, lateral occipital s., one of several variable fissures on the lateral aspect of the occipital lobe of each cerebral hemisphere, bounding the lateral occipital convolutions.

s. occipita'lis supe'rior, superior occipital s., one of several small and variable sulci separating the superior occipital gyri on the upper aspect of the occipital lobe of the cerebrum.

s. occipitotempora'lis, occipitotemporal s., s. temporalis inferior [BNA].

s. occipita'lis transver'sus, transverse occipital s., the extremity of the occipital ramus of the interparietal suture, regarded by some as the representative in man of the ape-fissure.

s. olfacto'rius, olfactory s., a fissure on the inferior surface of each frontal lobe of the cerebrum, running parallel with the longitudinal fissure and separating the gyrus rectus from the orbital gyri.

s. orbita'lis, orbital s., one of a number of irregularly disposed fissures on the inferior surface of each frontal

lobe of the cerebrum, dividing it into the orbital gyri.

s. palati'nus, palatine groove, one of a number of grooves on the lower surface of the palatal process of the maxilla in which run the vessels and nerves of the hard palate.

s. paragenoida'lis, paragenoid groove, a furrow on the inner face of the ala of the ilium, at the border of the auricular surface.

s. paralle'lis, **s. temporalis superior**.

s. parolfactorius ante'rior, anterior parolfactory sulcus, a fissure separating the parolfactory area from the superior frontal gyrus.

s. parolfactorius poste'rior, posterior parolfactory sulcus, a shallow groove on the medial surface of the hemisphere separating the subcallosal gyrus from the parolfactory area.

s. petro'sus infe'rior, inferior petrosal groove; (1) a shallow groove on either side of the basilar portion of the occipital bone lodging the inferior petrosal sinus; (2) a groove, on the posterior surface of the petrous portion of the temporal bone, lodging the inferior petrosal sinus.

s. petro'sus supe'rior, superior petrosal groove, a groove on the superior border of the petrous portion of the temporal bone in which rests the superior petrosal sinus.

s. precentra'lis, precentral s., **s. verticalis**, an interrupted fissure anterior to and in general parallel with the fissure of Rolando, forming the anterior boundary of the gyrus centralis anterior.

s. pterygopalati'nus, pterygopalatine groove, a sulcus on the sphenoidal process and posterior surface of the vertical plate of the palate bone which, with grooves of the same name on the maxilla and pterygoid process of the sphenoid, forms the canal of the same name, the inferior extremity of which is the foramen palatinum majus.

s. sagitta'lis [BNA], sagittal sulcus, superior longitudinal sulcus; (1) a groove on the inner surface of the occipital bone which lodges the superior longitudinal sinus; (2) a groove at the line of junction of the two parietal bones, which lodges the superior longitudinal venous sinus and to the edges of which the falx cerebri is attached; it extends down in the center of the frontal bone, and terminates in the frontal crest.

s. sclerae, s. of the sclera, a slight groove on the external surface of the eyeball indicating the line of union of the sclera and cornea.

s. sigmoid'eus [BNA], sigmoid sulcus, sigmoid fossa or groove; a broad groove in the posterior cranial fossa, first situated on the lateral portion of the occipital bone, then curving around the jugular process on to the mastoid portion of the temporal bone, and finally turning sharply on the posterior inferior angle of the parietal bone and becoming continuous with the transverse groove; it lodges the lateral (transverse) sinus.

s. spir'a'lis exte'rius, external spiral sulcus, a concavity in the outer wall of the ductus cochlearis between the prominentia spiralis and the crista basilaris.

s. spir'a'lis inte'rius, internal spiral sulcus, a concavity in the floor of the ductus cochlearis formed by the overhanging labium vestibulare.

s. subparieta'lis, subparietal s., a fissure continuing the direction of the s. cinguli from where the pars marginalis of that fissure bends upward; it forms the upper boundary of the posterior portion of the gyrus cinguli.

s. ta'll, interosseous groove; a deep furrow on the under surface of the astragalus giving attachment to the interosseous ligament.

s. tempora'lis infe'rior [BNA], inferior temporal s., occipitotemporal s., a sagittal fissure on the under surface of the temporal lobe of the cerebrum, separating the inferior temporal from the fusiform (occipitotemporal) convolution.

s. tempora'lis me'dius [BNA], middle temporal s., second temporal s., a sagittal fissure on the lower part of the lateral surface of the temporal lobe of the cerebrum, separating the middle and inferior temporal convolutions.

s. tempora'lis supe'rior [BNA], superior temporal s., supertemporal s., first temporal s., parallel s., a long deep fissure running the whole length of the lateral surface of the temporal lobe of the cerebrum, parallel

with the lateral (Sylvian) fissure, separating the superior and middle temporal convolutions, its posterior extremity, running into the parietal lobe, is deflected upward and is capped by the angular gyrus.

s. tempora'lis transve'sus, transverse temporal s., one of a number of transverse fissures on the surface of the temporal lobe of the cerebrum bordering on the lateral (Sylvian) fissure, running from the margin of the superior temporal gyrus to the lamella; they separate the transverse temporal convolutions from each other.

s. termina'lis, (1) a V-shaped groove, with apex pointing backward, on the surface of the tongue, marking the separation between the oral, or buccal, and the pharyngeal, or vertical, parts of this organ; (2) a groove on the surface of the right atrium of the heart, marking the junction of the primitive sinus venosus with the atrium.

s. transve'sus [BNA], transverse sulcus, groove on the inner surface of the parietal bone, at its posterior inferior angle, which receives the lateral venous sinus.

s. tympan'icus, tympanic sulcus, a groove in the tympanic ring in which the circumference of the t-m membrane is fixed.

s. ventra'lis, the anterior median fissure of the spinal cord.

s. vertica'lis, **s. precentralis**.

sulfonal, sulfur, etc. See *sulphonol*, *sulphur*, etc.

sulph-, **sulpho-**. A prefix denoting that the element is bound to the name of which it is attached and contains the group SO₂, sulphurous anhydride.

sulphacid (sulf-as'id). Thioacid.

sulphaldehyde (sulf-al'de-hid). Thioaldehyde, a colorless liquid of strong odor, employed as a hypnotic in place of paraldehyde, than which it is much stronger.

sulpham'inol. Thioxydiphenylamine.

sulphan'ilate. A salt of sulphanilic acid.

sulphanil'ic acid. A coal-tar derivative occurring in small white crystals; has been used for the relief of iodism and catarrhal troubles in the throat. gr. 5-10 (0.3-0.6).

sulphate. A salt of sulphuric acid with a base. **sulphæmoglobin**, **sulphæmoglobin** (sulf'hæm-o-glo'bîn; [sulphur + hemoglobin.] A substance formed by the action of hydrogen sulphide on hæmoglobin.

sulphæmoglobine'mia, **sulphæmoglobine'mia**. A morbid condition due to the presence of sulphæmoglobin in the blood; it is marked by a greenish cyanosis, but the blood count does not reveal any special abnormality in that fluid; it is thought to be caused by the action of hydrogen sulphide absorbed from the intestine.

sulph-hemoglo'bîn. Sulphæmoglobin.

sulphichthyl'ic acid (sulf-ik-thi-ol'ic as'id). Icthyosulphonic* acid.

sulphide. A compound of sulphur with a less sulphuretted.

sulphindigotic acid (sulf'in-di-got'ik as'id). Sulf-indigotic acid, an acid C₈H₇NO₂SO₂ formed by the interaction of sulphuric acid and indigo forms with sodium, indigo-carmin, or sodium sulphindigotate.

sulph'inide. Saccharin, benzosulphunide*.

sulphite. A salt of sulphurous acid with a base. **sulphmethemoglo'bîn**, **sulphmethemoglo'bîn**. Sulfmethemoglobin.

sulphoacid (sul'fo-as-id). 1. Thioacid. 2. Sulphonic acid.

sulphocar'bol. Acidum* sulphocarbolicum.

sulphocar'bolate. A salt of sulphocarbolic acid. **sulphocar'bol'ic acid**. See under *arizidum*.

sulphocy'amate. A salt of sulphocyanic acid.

sulphocya'nic acid (sul'fo-si-an'ik as'id) [CNS]. Thiocyanic acid, rhodanic acid, an acid, CNSH.

ring in human saliva and in the seeds of certain plants.

sulphohydrate. Sulphydrate.

sulphoichthyolic acid (sul-fo-ik-thi-ol'ik as'id).

Ichthyosulphonic* acid.

sulphoindigo'lic acid. Sulphindigotic acid.

sul'phonal (Br.). Sulphonmethane (U. S.).

sul'phonalism. Chronic sulphonal poisoning; addiction to sulphonal.

sul'phone. The radical SO_2 , or a compound of it with carbon.

sulphonethylmethane, sulphonethylmethanum (sul'-fôn-eth'il-meth'an, sul'-fôn-eth'il-meth'a-num). (U.S.) Trional, $\text{C}_6\text{H}_{10}\text{S}_2\text{O}_4$, obtained by the oxidation of a mercaptol formed by the condensation of methylethylketone with ethylmercaptan; colorless, shining scales, soluble in 195 parts of water and readily soluble in alcohol; hypnotic in doses of gr. 15-30 (1.0-2.0).

sulphon'ic acid. A monobasic acid derived from benzene in which hydrogen is replaced by SO_2OH .

sulphonmethane, sulphonmethanum (sul'-fôn-meth'an, sul'-fôn-meth'a-num). (U.S.) Sulphonal. (Br.) $\text{C}_7\text{H}_{10}\text{S}_2\text{O}_4$, obtained by the oxidation of a mercaptol formed by the condensation of acetone with ethylmercaptan; a colorless crystalline powder, soluble in 360 parts of water and in 47 parts of alcohol; hypnotic in nervous and mental diseases in doses of gr. 20-40 (1.3-2.6).

sulphoparaldehyde (sul'-fo-par-al'de-hid) Triethialdehyde, a substance said to have hypnotic properties.

sulphophe' nol. Acidum* sulphocarbolicum.

sulphosalicylic acid (sul'-fo-sal-i-sil'ik as'id) Salicyl-sulphonic acid, a crystalline acid, $\text{C}_6\text{H}_4\text{SO}_3\text{H}\cdot\text{OH}\cdot\text{COOH}$, obtained by the interaction of salicylic acid and sulphuric anhydride; employed as a test for albumin, and has been given internally as a substitute for salicylic acid in doses of gr. 5-10 (0.3-0.6).

Sulpho-Saline Spring, Ohio. Muriated-saline-alkaline waters, 62°F . Used by drinking and bathing in metallic poisoning, portal congestion, hemorrhoids chronic skin diseases, and syphilis.

sul'phosalt. A salt of sulphonic acid.

sulphor'ism. Chronic sulphuric-acid poisoning.

sul'phur (U.S., Br.). 1. Brimstone, an element, symbol S, atomic weight, 32.07, occurring in native state in volcanic countries. It is of bright yellow color and occurs as a crystalline solid or as an amorphous powder; it combines with oxygen to form sulphurous and sulphuric acids and with many of the metals and non-metallic elements to form sulphides. The pharmacopeia recognizes three preparations: washed, precipitated, and sublimated sulphur. It is mildly laxative in doses of gr. 45-90 (3.0-6.0), and has been employed in rheumatism, gout, and bronchitis in doses of gr. 5-10 (0.3-0.6); externally it is valuable in the treatment of skin diseases, and the fumes of burning sulphur were formerly extensively used in the disinfection of rooms after being occupied by a patient with contagious disease. 2. In homeopathic practice a trituration of sublimed sulphur with sugar of milk, employed as an antipsoric, to control the psora or underlying hereditary constitutional taint which interferes with the effect of otherwise well indicated drugs; dose 1x to 30th potency. **flowers of s.**, s. sublimatum. **liver of s.**, hepar sulphuris. **potassa sulphurata.** **milk of s.**, s. præcipitatum. **precip'itated s.**, s. præcipitatum. **roll s.**, brimstone, sublimed s. melted and cast in cylindrical moulds. **sublimed' s.**, s. sublimatum. **s. group,**

the three bivalent metalloids, sulphur, selenium, and tellurium; they form dibasic acids with hydrogen, and their oxyacids are also dibasic. **sul'phuris io'didum** (U.S., Br.), sulphur iodide, a grayish black crystalline mass of metallic luster, applied as a stimulant or slight caustic in the treatment of certain skin diseases. **s. lotum** (U.S.), washed sulphur, sublimed s. macerated in diluted ammonia water to remove the free acid; a yellow or greenish yellow gritty powder, without odor or taste. **s. præcipitatum** (U.S., Br.), precipitated s., milk of s., sublimed s., boiled with lime water, the lime being removed from the precipitate by washing with diluted hydrochloric acid; a yellowish or grayish, fine, non-crystalline powder. **s. sublima'tum** (U.S., Br.), sublimed s., flowers of s., prepared by distilling the rough sulphur of commerce; a yellow somewhat gritty powder of faint sulphurous odor. **veg'etable s.**, lycopodium. **washed s.**, s. lotum.

sulphura'ria. A mineral deposit from certain sulphur waters, composed of a mixture of sulphur compounds, employed in the treatment of various diseases of the skin

sul'phurated. Sulphureted.

sul'phurator. An apparatus for applying the fumes of burning sulphur for disinfection or bleaching.

sul'phuret. Sulphide.

sul'phureted, sul'phuretted. Combined with sulphur; noting a sulphide, as *sulphureted hydrogen*.*

sulphu'ric acid. Acidum sulphuricum.

sul'phurize. To sulphurate, to combine with sulphur.

sulphurous (sul'-fu-rus) Containing or relating to sulphur. **s. acid,** acidum sulphurosum.

sulphuryl (sul'-fu-rii) [*sulphur* + G. *hylē*, stuff.] The radical SO_2 .

sulphy'drate. Sulphohydrate, a compound of the radical SH with another radical or element.

sulphydryl (sul-fi'dril) [*sulphur* + *hydrogen* + G. *hylē*, stuff.] The radical SH.

sum. Abbreviation of L. *suma*, take, or *sumendus*, *sumendum*, to be taken, a direction in the signature of a prescription.*

sumac, sumach (su'mak) [Ar. *summāg*.] *Rhus glabra*.

sum'bul [Hindu word.] (U.S.) Sumbul root, musk root, the dried rhizome and roots of an unknown plant, probably of the order *Umbelliferae*; stimulant and antispasmodic in doses of gr. 15-60 (1.0-4.0). **s. ra'dix** (Br.), dried transverse slices of the root of *Ferula sumbul*; nervine and sedative, similar in action to valerian, in doses of gr. 15-30 (1.0-2.0).

summa'tion [L. *summare*, to sum up.] The aggregation of a number of similars, totality. **s. of stim'uli**, muscular or mental effects produced by the frequent repetition of slight stimuli, one of which alone would be without evident response.

summ'er [A.S. *sumer*.] The hot season of the year in non-tropical climates, varying in length according to the latitude and elevation above the sea. **s.-au'tumn fever**, estivoautumnal* fever. **s. asth'ma**, **s. bronch'itis**, **s. catarrh'**, rose cold, hay-fever. **s. chol'era**, **s. complaint'**, **s. diarrhe'a**, cholera morbus. **s. fever**, hay-fever, June cold, rose cold. **s. rash**, prickly heat, lichen tropicus.

Summit Soda Springs, California. Alkaline-saline-chalybeate-carbonated waters. Used by drinking and bathing in Bright's disease, stone in the bladder, dyspepsia, and sluggishness of the intestines and liver.

sun'burn. An erythema or dermatitis caused by the actinic rays of the sun.

Sun chol'era mix'ture [New York *Sun*, in which the formula was originally published at the time of a cholera epidemic in New York.] (N.F.) Tinctures of capsicum and of rhubarb each 10, spirits of camphor and of peppermint, laudanum, and alcohol each 20; dose $\pi\pi_0$ (2.0).

sun'stroke. Insolation, siriasis; a form of heat-stroke resulting from undue exposure to the sun's rays, probably caused by the action of the actinic rays combined with the high temperature. The symptoms are those of heatstroke, but there is often an absence of fever, with extreme prostration and collapse.

super- [L. *super*, above, beyond.] A prefix to words of Latin derivation, signifying in excess, above, superior, or in the upper part of; often the same as *supra*; it corresponds to the Greek prefix *hyper-*.

superabduc'tion. Abduction of a limb beyond the normal limit.

superacid (su-per-as'id). Overacid, more than normally acid.

superacid'ity. Hyperacidity, an excess of acid; specifically excessive acidity of the gastric juice, hyperchlorhydria.

superacrom'ial. Above the acromion process.

superactiv'ity. Abnormally great activity; hyperactivity.

superacute (su'pur-â-kût'). Extremely acute, marked by great severity of symptoms and rapid progress; noting the course of a disease.

superal'bal [L. *super*, above, + *albus*, white] 1. Relating to, or situated in, the upper part of the white substance of the brain.

superalbumino'sis. The presence of an excess of albumin.

superalimenta'tion. Overfeeding, luxus consumption, gavage; the forcing of food upon a patient with tuberculosis or neurasthenia, in excess of the demands of the appetite or of the nutritional needs of a person in health.

superalkalin'ity. Excessive alkalinity.

supercallo'sal. Above the corpus callosum, noting the callosomarginal sulcus, sulcus cinguli [BNA].

supercar'bonate. Bicarbonate.

supercent'ral. Above the center or any central part.

supercerebel'lar. Situated in, or relating to, the superficial portion of the cerebellum.

supercer'eb'ral. Situated in, or relating to, the superficial portion of the cerebrum.

supercil'ary. Relating to or in the region of the eyebrow. *s. arch*, arcus superciliaris. *s. ridge*, *s. arch*.

supercil'ium, pl. *supercil'ia* [L. *super*, above, + *cilium*, eyelid.] 1. Eyebrow. 2. An individual hair of the eyebrow.

superdicrot'ic. Hyperdicrotic.

superdisten'tion. An extreme distention.

superduct' [L. *super*, above, + *ducere*, to lead.] To elevate or draw upward.

superdu'ral. Above or relating to the superficial portion of the dura mater.

superexcita'tion. 1. The act of exciting or stimulating unduly. 2. Overstimulation; a condition of extreme excitement.

superexten'sion. Extension beyond the normal limit.

superfecundation (su'pur-fe-kun-da'shun) [L. *super*, above, + *fecundus*, fertile.] The impregnation of two or more ova, liberated at the same ovulation, by successive acts of coitus.

superfeta'tion [L. *super*, above, + *fetus*.] The presence of two fetuses of different ages, not twins,

in the uterus; due to the impregnation of 19. ova liberated at successive periods of ovulation.

superfibrina'tion. The presence of an excessive amount of fibrin or fibrinogen in the blood or other body fluids.

superficial (su-per-fish'al) [L. *superficialis*; *super*, above, + *facies*, figure, form.] 1. On, near, or relating to the surface. 2. cursory, not thorough.

superficia'lis [L.] Superficial; noting a number of nerves, arteries, veins, and other structures near the surface of the body. *s. collis*, see *verruca caruncus collis*. *s. volæ*, ramus volaris superficialis [BNA], a branch of the radial artery anastomosing with the anterior carpal branch of the ulnar artery, forming the anterior carpal arch, *sic* carpi volare, in front of the wrist.

superfiss'ure. A cerebral fissure or sulcus formed above a convolution by the overlapping of another; supersulcus.

superflex'ion. Flexion beyond the normal limit.

superfosta'tion. Superfetation.

superfron'tal. Above or in the upper part of the frontal region; noting a sulcus in the upper part of the frontal lobe of the cerebrum, sulcus precentralis superior.

superfunc'tion. Excessive function of a gland organ, or other part.

superogen'ual. Above the knee or any genu.

superimpregna'tion. 1. Superfecundation. 2. Superfetation.

superinduce (su'pur-in-dûs'). To induce or bring on in addition to something already existing.

superinvolut'ion. An extreme reduction in size of the uterus, after childbirth, below the normal size of the non-gravid organ.

superior [L. comparative of *super*, above] 1. Above in relation to another structure, higher. 2. Better, of more value.

superlacta'tion [L. *super*, above, + *lactare*, to suckle.] The continuance of lactation beyond the normal period, hyperlactation.

superle'thal [G. *super*, over, + *letalis*, fatal] Beyond the fatal limit, noting a dose of a drug that will probably kill.

superliga'men [L. *super*, above, + *ligamen*, bandage.] A retentive dressing; a bandage retaining a surgical dressing in place.

superme'dial. Above the middle of any part.

supermotil'ity. Hyperkinesis, the capability of motion in excess of the normal.

supernorm'al. Above the normal.

supernum'ery [L. *super*, above, + *numerus*, number.] Exceeding the normal number. accessory.

supernutrition (su-per-nu-trish'un). Excessive nutrition, the result of superalimentation, leading to hypertrophy.

superocci'p'ital. Above or at the upper part of the occiput or occipital bone or region.

superofron'tal. Superfrontal.

superolat'eral. At the side and above.

superpar'asite. Hyperparasite.

superpetro'sal. Above or at the upper part of the petrous portion of the temporal bone.

superphos'phate. That phosphate of a series which contains the greatest proportion of phosphoric acid; an acid phosphate.

superpigmenta'tion [L. *super*, over, + *pigmentum*, paint.] An excess of pigment in a part.

super'salt. An acid salt, a salt containing one or more acid molecules which may still combine with the base.

supernat'urate. To make a solution hold more of

a salt or other substance than it will normally dissolve.

superscription. The beginning of a prescription,* consisting of the injunction, *recipe*, take, usually noted by the sign R.

supersecretio (su-pur-se-kre'shyo) [L.] Excessive secretion, hypersecretion.

supersecre'tion [*super*, over, + *secrevere*, to separate.] Hypersecretion; oversecretion; secretion in amount greatly in excess of the normal.

supersensitization, **supersensitiza'tion.** Increased susceptibility to the action of a protein following a first injection of the same; the production of anaphylaxis.

supersept'al. Above a septum, noting the superseptal fissure in the cuneus or quadrate lobe of the cerebrum.

superstan'dard. Above the normal or the standard, noting especially, in life-insurance, a *superstandard risk*.*

supersul'cus. Superfissure.

superter'm'poral. Above or in the upper part of the temporal bone, lobe, or region. *s. convolu'tion*, gyrus temporalis superior. *s. fissure*, sulcus temporalis superior.

superten'sion. Extreme tension.

supervene'ncy. A state of incomplete oxidation of the blood.

supinate (su'pi-nät). To turn the forearm and hand volar side uppermost.

supina'tion. 1. The act of supinating. 2. The state of being supinated, or turned volar side upward.

su'pinator. A muscle which produces supination of the forearm; see under *musculus*.

supine (su-pin') [L. *supinus*.] Lying on the back, supinated or in a position of supination.

suplago'toxin (su-plag-o-toks'in) [L. *sus*, hog, + *plaga*, plague, + G. *toxikon*, poison.] The toxin of swine plague.

suppeda'nium, pl. *suppeda'nia* [L. *sub*, beneath, + *pes*, foot.] An application to the sole of the foot.

supplemen'tal. Relating to a supplement, additional. *s. air*, reserve air.*

supplemen'tary. Supplemental, supernumerary.

support'ing cells. See *Hensen*, and cut of Corti's organ.

suppositoria (sü-poz-i-to-ri-ah) [L. pl. of *suppositorium*, something placed underneath.] Suppositories. A suppository is a small mass shaped for ready introduction into one of the orifices of the body, made of a substance, usually medicated, which is solid at ordinary temperatures but melts at blood heat; it is composed usually of oil of theobroma, soap (sodium stearate), or glycerinated gelatin. A *rectal* suppository is in the shape of a cone or a spindle, weighing about 30 grains (2.0). An *urethral* suppository, or bougie, is pencil-shaped, pointed at one extremity, either 2.8 inches (7 cm.) or 5.6 inches (14 cm.) in length, weighing 30 or 60 grains (2.0 or 4.0) when made of glycerinated gelatin. A *vaginal* suppository is globular or egg-shaped, weighing about 150 grains (10.0), if made of glycerinated gelatin, or 60 grains (4.0) if made of cocoa butter. *s. ac'id'i carbol'ici* [Br.], carbolic acid, or phenol, suppositories, made with white wax and oil of theobroma, containing 1 gr. (0.06) of phenol in each suppository; disinfectant and anesthetic in cancer of the rectum. *s. ac'id'i tan'nici* [Br.], tannic acid suppositories, contain each 3 gr. (0.2) of tannic acid; employed in hemorrhoids and prolapse of the rectum, and in leucorrhæa. *s. belladon'næ* [Br.], belladonna suppositories, contain each 1½ gr. (0.1) of

extract of belladonna; employed in painful conditions of the rectum and neighboring pelvic organs. *s. boroglyceri'ni* (N.F.), suppositories of boroglycerin; contains boroglycerin gr. 15 (1.0) in glycerinated gelatin; astringent. *s. glyceri'ni* (U.S., Br.), glycerin suppositories, made of glycerin 30.0 monohydrated sodium carbonate 0.5, stearic acid 2.0, water 5.0, to make 10 suppositories (U.S.); gelatin ½ ounce, glycerin 2½ ounces, water q.s., boil down to 1563 grains and pour into moulds of 30, 60, or 120 grain measure (Br.); employed in constipation. *s. iodofo'r'mi* (Br.), iodoform suppositories, each contains gr. 3 (0.2) of iodoform; employed in hemorrhoids, fissure of the anus, etc. *s. plum'bi compos'ita* (Br.), compound lead suppositories, contain each lead acetate gr. 3 (0.2), opium gr. 1 (0.06); employed in dysentery, rectal hemorrhage, and hemorrhoids. *s. morphi'næ* (Br.), morphine suppositories, each contains gr. ½ (0.015) morphine hydrochloride; for strangury and other painful affections of the rectum or bladder.

supposito'rium [L. *sub*, under, + *positus*, placed.] Suppository; see *suppositoria*.

suppos'itory. Suppositorium.

suppress'ion [L. *supprimere*, to press down.] 1. Holding back, repression, arrest; noting any symptom or other abnormal phenomenon. 2. Arrest of the secretion of a fluid, as urine or bile; to be distinguished from *retention*, in which secretion occurs but the discharge from the body is prevented.

suppuram'tia [L. neuter pl. of *suppurans*, causing suppuration.] Agents that cause suppuration.

suppu'rate [L. *suppurare*.] To form pus.

suppura'tion. The formation of pus.

suppu'rative. Forming pus. suppurating.

supra- [L. above.] A prefix denoting a position above the part indicated by the word to which it is joined; often signifying the same as *super*.

supracromial (su-prah-ä-kro'mi-al). Supracromial.

su'praacro'miohumera'lis. *Musculus deltoideus*, supra-a'nal. Supranal.

supra-a'uric'ular. Above the auricle or pinna of the ear. *s.-a. point*, a craniometric point at the root of the zygoma, directly above the auricular point.

supra-ax'illary. Above the axilla.

suprabucc'al. Above the cheek.

supracap'sulin. Trade name of a preparation containing the active principle of the suprrenal gland; hemostatic and vasoconstrictor.

supracor'ebral. On or above the surface of the cerebrum.

supracerebel'lar. On or above the surface of the cerebellum.

suprachorioidea (su-prah-ko-ri-o-id'e-ah). Suprachoroid* lamina.

suprachoroid (su-prah-ko'royd). On the outer side of the choroid of the eye. *s. lam'ina*, the connective tissue between the choroid and the sclerotic coats of the eye.

supracil'iary. Superciliary.

supraclavic'ular. Above the clavicle. *s. fossa*, the hollow on either side of the neck dipping down behind the clavicle.

supraclavicula'ris. See under *musculus*.

supracomm'issure. *Commissura habenularum*, the dorsal stalk of the corpus pineale.

supracon'dylar, **supracon'dyloid.** Above a condyle, noting a foramen and various bony ridges or markings.

supracos'tal. Above the ribs.

supracot'yloid. Above the cotyloid cavity, or acetabulum.

supradiaphragmat'ic. Above the diaphragm.

supraepicondylar (su*'prah-ep-i-kon'di-lar). Above an epicondyle.

supraepitrochlear (su-'prah-ep-i-trok'le-ar). Above the internal epicondyle of the humerus.

supragle'noid. Above the glenoid cavity or fossa. **s. tubercle**, a rough surface just above the glenoid cavity of the scapula, giving attachment to the large head of the biceps muscle.

supraglott'ic. Above the glottis, or chink between the vocal cords.

suprahepat'ic [L. *supra*, above, + G. *hēpar* (hēpat-), liver.] Above the liver.

suprahy'oid. Above the hyoid bone, noting certain accessory thyroid glands lying within the geniohyoid muscle.

suprainguinal (su*'prah-ing'gwin-al). Above the inguinal region, or groin.

supraintestinal (su*'prah-in-tes'ti-nal). Above the intestine.

supralum'bar. Above the lumbar region.

supramalle'olar. Above either malleolus.

supramamm'ary. Above the mammary gland.

supramandib'ular. Above the mandible, or lower jaw.

supramar'ginal. Above any margin, noting especially the **s. gyre**, a cerebral convolution on the lateral surface of the parietal lobe of the cerebrum.

supramas'toid. Above the mastoid portion of the temporal bone.

supramaxill'a. The maxilla.

supramax'illary. Relating to the maxilla or upper jaw.

supramen'tal [L. *supra*, above, + *mentum*, chin.] Above the chin.

supranas'al [L. *supra*, above, + *nasus*, nose.] Above the nose. **s. point**, ophryon.

supraneural (su*'prah-nu'ral) [L. *supra*, above, + G. *neuron*, nerve.] Above the neural axis.

supranuclear (su*'prah-nu'kle-ar). Between a nucleus of the brain and the cortex.

supraobl'i'quus. Musculus obliquus superior.

supraoccip'ital. Superoccipital.

supraorbital (su*'prah-or'bi-tal). Above the orbit, either on the face or within the cranium; noting numerous structures, see *canalis*, *foramen*, *incisura*, *nervus*, etc. **s. ridge**, arcus superciliaris. **s. neural'gia**, neuralgia of the supraorbital nerve, brow-ache, hemicrania.

suprapatell'ar. Above the patella.

suprapel'vic. Above the pelvis.

suprapin'eal. Above the corpus pineale.

suprapon'tine. Above the pons Varolii.

suprapu'bic. Above the pubic arch. **s. cystot'omy**, operation of opening into the bladder by an incision just above the symphysis pubis, the bladder being distended with air or water so as to raise the peritoneal investment above the point of incision.

supraren'aden. Trade name of a preparation made from the suprarenal gland; recommended in Addison's disease.

supraren'al. [L. *supra*, above, + *ren*, kidney.] 1. Above the kidney. 2. A suprarenal gland. **s. capsule**, **s. body**, **s. gland**, glandula suprarenalis.

supraren'aline. Trade name of a preparation made from the suprarenal gland; hemostatic and vasoconstrictor.

supraren'e (su*'prah-rēn). A suprarenal or adrenal body.

supraren'in. Trade name of a preparation of

the suprarenal gland; hemostatic and vasoconstrictor applied locally in 1-10000 up to 1-1000 solutions.

suprascap'ular. Above the scapula.

suprascle'ral. On the outer side of the sclera, noting the suprascleral or perisclerotic lymph spaces between the sclera and Tenon's capsule, or *lascia bulbi*.

suprastep'tal. Above any septum.

supraspi'nal. Above the spinal column or any spine.

supraspina'lis. See under *musculus*.

supraspina'tus. See under *musculus*.

supraspi'nous. Above any spine, especially above one or more of the vertebral spines or the spine of the scapula.

suprastape'dial. Above the stapes.

supraster'nal [L. *supra*, above, + *sternum*.] Above the sternum; episternal.*

suprasyll'vian. Above the fissure of Sylvius.

suprasymphysary (su-'prah-sim-phiz'ā-rī). Above the symphysis pubis.

supratem'poral. Supertemporal.

suprathoracic (su-'prah-tho-ras'ik). Above or on the upper part of the thorax.

supraton'sillar. Above the tonsil, noting a recess above and slightly back of the tonsil.

supratroch'lear (su-'prah-trok'le-ar). Above a trochlea, especially the trochlea of the humerus.

supratur'binal. The fourth turbinate body *concha* of Santorini, *concha nasalis suprema* [BNA].

supratympan'ic. Above the tympanum.

supravaginal (su-'prah-vaj'in-al). Above the vagina, or above any sheath.

su'ra [L.] Calf of the leg.

su'ral. Relating to the calf of the leg.

suralimenta'tion [Fr. *sur*; L. *super*, above.] Superalimentation.

surcingle (sur'sing-gl) [L. *super*, over, + *cingulum*, belt.] The posterior narrowing part of the sacculus caudatus, cauda striati.

sur'dity [L. *surditas*.] Deafness.

sur'domute. 1. Deaf and dumb. 2. A deaf-mute.

surexcita'tion [Fr. *sur*; L. *super*, above.] Superexcitation.

surfeit (sur'fit) [Fr. *surfait*; L. *super*, above, + *facere*, to make.] Urticaria in the horse.

surgeon (sur'jun) [G. *chirurgos*; L. *chirurgus*.] A medical practitioner who performs operations & treats external diseases or those amenable to operative measures. 1. In England, formerly a general practitioner, one without a degree of M.D. 2. With the license of the Royal College of Surgeons, acting assist'ant s., a non-commissioned surgeon & one of the public services who has the duties of an assistant surgeon, but is not in line of promotion; assist'ant s., a member of the junior grade of surgeons in one of the public services, a non-appointed member of the medical corps. **house s.**, the chief among the surgical internes in a hospital. **passed assist'ant s.**, an assistant s. in one of the public services who has passed the examination entitling him to the rank of surgeon when a vacancy occurs.

surgeon-apoth'ecary. In England, a general practitioner who has not the M.D., degree, but has the license of the Royal College of Surgeons and the Apothecaries Hall.

surgeon-dent'ist. A dental surgeon, a dentist.

surgeon-gen'eral. The chief medical officer in the U. S. Army, Navy, or Public Health Service. In other armies any member of the medical corps who has the rank of general, not necessarily the chief medical officer.

surgery (sur'jer-i) [L. *chirurgia*; G. *cheir*, hand, + *ergon*, work.] The branch of medicine which has to do with external diseases (those of the skin excepted) and all other diseases and accidents amenable to operative or manual treatment. **dental s.**, dentistry. **major s.**, operative surgery in which the operation itself is hazardous, as in amputation above the ankle or wrist, abdominal and cerebral surgery, the removal of large tumors, etc. **minor s.**, surgery which has to do with slight and not hazardous operations, the application of splints, bandages, etc. **orthopedic s.**, the branch of surgery which embraces the treatment of deformities and of chronic joint diseases. **plastic s.**, the branch of operative surgery which has to do with the repair of defects, the results of loss of tissue, of extensive cicatrices, etc., by direct union of parts, by grafting, the transfer of tissue from one part to another, etc. **railway s.**, treatment of injuries resulting from railways, including also the sanitation of cars and of stations, the ocular and physical examination of engineers and other employees, etc. **vet'inary s.**, medicine and surgery dealing with the diseases and injuries of the lower animals.

surgical. Relating to surgery. **s. anatomy**, **s. kidney**, **s. pathology**, etc., see the nouns.

surra (soor'rah) [East Indian name.] A disease of horses, mules, and cattle in Mauritius, Africa, Southern Asia, and the Philippines, caused by the presence in the blood of *Trypanosoma evansi*, infection probably occurring through the agency of a biting fly, a species of *Stomoxys*, or of *Tabanus*, or both. The symptoms are anemia, ecchymoses, edema, and emaciation; the disease is almost invariably fatal.

surrenal (sūr-re'nal). Suprarenal.

surrogate [L. *surrogare*, to substitute; *sub*, under, + *rogare*, to ask.] A substitute.

sursumure [Fr.; L. *super* over, + *sanus*, healthy.] A superficially healed ulcer, with pus beneath the surface.

sursumduc'tion [L. *sursum*, upward, + *ducere*, to draw.] A drawing upward, specifically the moving upward of one eye independently of its fellow.

sursumvergence (sur-sum-vur'jens) [L. *sursum*, upward, + *vergere*, to bend.] An upward turning; specifically upward movement of the eyeballs.

sursumversion (sur-sum-vur'shun) [L. *sursum*, upward, + *vertere*, to turn.] The act of moving the eyes upward.

suscitate [L. *sub*, under, + *citare*, to excite.] To stimulate, to arouse to increased activity.

suscita'tion. Excitation.

susotoxin (sus'o-toks'in) [L. *sus*, hog.] A toxin extracted from a pure culture of the hog-cholera bacillus.

Suspec'ta. A former division or class of serpents concerning which it was not definitely known whether they were venomous or not; see *Venenosa*.

suspension [L. *suspensio*; *sub*, under, + *pendere*, to hang.] 1. A temporary interruption of any function. 2. A hanging from a support, as employed in the treatment of spinal curvatures or during the application of a plaster jacket. 3. The diffusion through a liquid of a solid in finely divided particles; this differs from a solution* in that the particles retain their solid form and are not liquefied, consequently in time they may sink to the bottom of the vessel as a precipitate or sediment; a perfect solution forms no precipitate so long as evaporation of the solvent is prevented. **Sayre's s.**, see *Sayre*.

suspensoid (sus-pen'soyd) [*suspension* + G. *eidos*,

resemblance.] Suspension colloid; a colloid solution in which the disperse particles are solid and are therefore sharply demarcated from the fluid in which they are suspended; distinguished from *emulsoid*.


suspens'ory. 1. Suspending, supporting, noting a ligament or other structure the office of which is to keep an organ or other part in place. 2. Noting a bandage applied as a support to a dependent part, such as the scrotum or a pendulous breast.

sustentac'ular. Relating to a sustentaculum, supporting.

sustentac'ulum [L. a prop.] A structure which serves as a stay or support to another. **s. li'enis**, ligamentum phrenicocolicum, on which rests the base of the spleen. **s. ta'll**, support of the ankle-bone; a bracket-like lateral projection from the inner surface of the os calcis, the upper surface of which presents a facet for articulation with the astragalus.

susus'rus [L.] Murmur.

Suth'erland Springs, Texas. The waters are used for their tonic, alterative, laxative, diuretic, and astringent properties. Numerous springs. Employed by drinking and bathing in various complaints. The entire year.



CRANIAL SUTURES.

1, Sutura dentata (the sagittal suture); 2, sutura limboea (the coronal suture).

sutura (soo-too'rah) [L.] Suture, in any sense, especially a cranial or anatomical suture.

s. corona'lis, coronal suture, line of union of the frontal with the two parietal bones.

s. denta'ta, dentate suture, one which presents tooth-like projections on its interlocking margins, as the interparietal.

s. ethmoid'eomaxilla'ria, ethmoideomaxillary suture, line of apposition of the orbital surface of the body of the maxilla with the lamina papyracea (os planum) of the ethmoid bone.

s. fronta'lis, frontal suture, remains of the s. metopica, sometimes discernible for a short distance above the nasofrontal suture.

s. frontoethmoid'ea, **s. frontoethmoida'lis**, frontoethmoidal suture, line of union between the cribriform plate of the ethmoid and the orbital plate and posterior margin of the nasal process of the frontal bone.

s. fron'tolacrima'lis, frontolacrimal suture, line of union between the upper margin of the lacrymal and the orbital plate of the frontal.

s. frontomaxilla'ria, frontomaxillary suture, articulation of the nasal process of the maxilla with the frontal bone.

s. harmo'nia, harmonic suture, a simple firm apposition of two contiguous bones having smooth or roughened edges, as the palatal portion of the intermaxillary.

s. incis'va, **s. premaxillaris**, **s. infraorbita'lis**, infraorbital suture, an inconstant suture sometimes found running from the infraorbital foramen, on the anterior surface of the maxilla, to the infraorbital groove in the floor of the orbit, separat-

ing the orbital plate of the malar process from the rest of the maxilla.

s. intermaxilla'ris, intermaxillary suture, the line of union of the two superior maxillary bones.

s. internasa'lis, internasal suture, line of union between the two nasal bones.

s. interparieta'lis, **s. sagittalis**.

s. lacrimoconcha'lis, lacrimoconchal suture, line of union of the lacrymal with the inferior turbinate bone.

s. lacrimomaxilla'ris, lacrymomaxillary suture, line of union, on the inner wall of the orbit, between the anterior and inferior margin of the lacrymal bone and the maxilla.

s. lambdoid'ea, lambdoidal suture, line of union between the occipital and two parietal bones.

s. limbo'sa, limbous or bevelled suture, one in which the opposing margins fit by parallel ridges.

s. mendo'sa, a suture separating the upper part of the squamous portion from the remainder of the occipital bone; it usually closes during the first year of life, but sometimes persists, bounding one side of the interparietal bone.

s. metop'ica, metopic suture, line of union between the two halves of the frontal bone, obliterated at the fifth or sixth year.

s. nasofronta'lis, nasofrontal suture, line of union of the frontal and the two nasal bones.

s. nasomaxilla'ris, nasomaxillary suture, line of union of the lateral margin of the nasal bone with the frontal process of the maxilla.

s. notha (no'tah), false suture, one the opposing margins of which are smooth or present only a few ill-defined projections.

s. occipitomastoid'ea, occipitomastoid suture, continuation of the lambdoid suture between the posterior border of the mastoid portion of the temporal bone and the occipital.

s. palati'na media'na, median or middle palatine suture, line of union between the horizontal plates of the palate bones, continuing the intermaxillary suture posteriorly.

s. palati'na transver'sa, transverse palatine suture, line of union of the palatal processes of the maxillae with the horizontal plates of the palate bones.

s. palatoethmoid'ea, **s. palatoethmoida'lis**, palatoethmoidal suture, line of junction of the orbital process of the palate bone and the lamina papyracea, or planum, of the ethmoid.

s. palatomaxilla'ris, palatomaxillary suture, line of union, in the floor of the orbit, between the orbital process of the palate bone and the orbital surface of the maxilla.

s. parietomastoid'ea, parietomastoid suture, articulation of the posterior inferior angle of the parietal with the mastoid process of the temporal bone.

s. petrosquamo'sa, petrosquamous suture, temporal suture, a suture, distinct in early life, uniting the petrous and squamous portions of the temporal bone.

s. premaxilla'ris, premaxillary or incisive suture, an occasional suture running from the anterior palatine foramen in the intermaxillary suture forward and outward on either side to the interval between the canine and lateral incisor teeth; it marks the line of union of the premaxillary (when present) and the maxillary bones.

s. sagitta'lis, sagittal suture, line of union between the two parietal bones.

s. serra'ta, serrate suture, one the opposing margins of which present deep saw-like indentations, as the frontal; it resembles a dentate suture, but the indentations are deeper and more irregular.

s. sphenomastoid'ea, **s. sphenomastoida'lis**, sphenomastoid suture, line of union between the crest of the sphenoid bone and the perpendicular plate of the ethmoid.

s. sphenofronta'lis, sphenofrontal suture, line of union between the orbital plate of the frontal and the two wings of the sphenoid on either side.

s. sphenomaxilla'ris, sphenomaxillary suture, an inconstant suture between the pterygoid process of the sphenoid bone and the body of the maxilla.

s. sphenorbita'lis, sphenorbita suture, articulation between the orbital process of the palate bone and the outer surface of the body of the sphenoid.

s. sphenoparieta'lis, sphenoparietal suture, line of

union of the lower border of the parietal with the upper edge of the great wing of the sphenoid.

s. sphenosquamo'sa, sphenosquamous or sphenosquamosal suture, articulation of the great wing of the sphenoid with the squamous portion of the temporal bone.

s. sphenozygoma'tica, sphenozygomatic suture, junction of the malar bone and greater wing of the sphenoid.

s. squamo'sa, (1) squamous or scale-like suture, the opposing margins of which are scale-like and overlapping; as (2) squamosal or squamoparietal suture, articulation of the parietal with the squamous portion of the temporal bone.

s. squamomastoid'ea, squamomastoid or mastosquamosal suture, line of union of the squamous and mastoid portions of the temporal bone, fused in early life.

s. squamoparieta'lis, squamoparietal suture, squamosa (2).

s. vera, true suture, one whose opposing margins present well defined and truly interlocking projections.

s. zygomaticofronta'lis, zygomaticofrontal suture, line of union between the external angular or zygomatic process of the frontal and the frontal process of the malar bone.

s. zygomaticomaxilla'ris, zygomaticomaxillary suture, articulation of the malar bone with the zygomatic process of the maxilla.

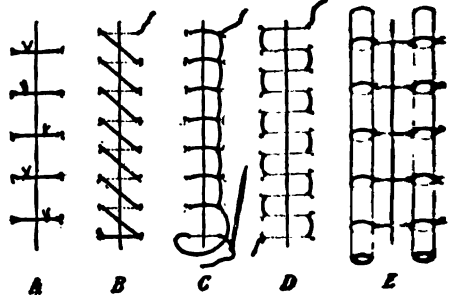
s. zygomaticotempora'lis, zygomaticotemporal suture, line of junction of the zygomatic process of the temporal and the temporal process of the malar bone.

su'tural. Relating to a suture in any sense. **a. joint**, suture (1). **a. ligament**, the fibrous structure uniting the opposed bones forming a cranial suture.

sutura'tion. Sewing, stitching, the application of sutures.

suture (su'chür) [L. *sutura*, a seam.] **1.** A synarthrosis between two bones formed in membrane the uniting medium (which tends to disappear eventually) being a fibrous membrane continuous with the periosteum; an anatomical suture.

2. The surgical uniting of two surfaces by means of stitches. **3.** The material, silk thread, catgut wire, etc., by means of which the two surfaces are kept in apposition. **4.** The seam so formed by surgical suture. [For the anatomical suture see



SUTURES.


A, Interrupted; B, continuous; C, Glover's; D, mattress; E, quilted.

su'tura] **apposition s.**, a s. of the skin. **a. approxima'tion s.**, one involving the deep tissues buried s., a s. of the deeper tissues which are entirely covered when the cutaneous layer of the wound are approximated. **button s.**, one in which the threads are passed through the eyes of a button and then tied; used when there is danger of the threads cutting through the skin. **coaptation s.**, apposition s. **Cobbler's s.**, one made with a thread having a needle at each end. **continuous s.**, see cut. **false s.**, suture made figure-of-8 s., harelip s. **Glover's s.**, a continuous

suture in which each stitch is passed through the loop of the preceding one; see cut. **harelip s.**, a pin is passed through the lips of the wound at right angles to the line of incision and a thread is passed over the ends of the pin in the form of a figure-of-8. **implant'ed s.**, a pin is passed through each lip of the wound parallel to the line of incision and the pins are then tied together.



TWISTED, FIGURE-OF-8, OR
HARELIP SUTURE.



GOULD'S MATTRESS
SUTURE.

interrupt'ed s., see cut. **Lembert s.**, an interrupted intestinal s. passed in and out through the serous and mucous coats on one side of the wound and repeated on the other side, thus invaginating the lips of the wound and bringing the serous surfaces in contact; (2) a continuous s. passed in the same way as the interrupted s. **mattress s.**, see cut. **pin s.**, harelip s. **quilted s.**, one in which the threads are tied over a quill on either side of the line of incision, to prevent tearing out when there is much tension; see cut. **quilted s.**, mattress s. **relaxa'tion s.**, one so arranged that it may be loosened if the tension of the wound becomes excessive. **rubber s.**, a harelip s. in which a rubber band is slipped over the ends of the pin. **shot'ed s.**, one in which the ends are fastened by passing through a split shot which is then compressed. **spiral s.**, continuous s. **subcutic'ular s.**, Halsted* s. (2). **tension s.**, relaxation s. **true s.**, sutura vera. **twisted s.**, harelip s. **uninterrupt'ed s.**, continuous s.

Suwanee Sulphur Springs, Florida (su-waw'ne) Alkaline-calcic-sulphureted waters, 74° F. Used by drinking and bathing in diseases of the blood, liver, and kidneys, nervous affections, dyspepsia, and rheumatism. The entire year.

Suzanne's gland (sū-zan') [Jean Georges Suzanne, French physician, *1859.] A small mucous gland in the floor of the mouth.

svap'nia. Trade name of preparation of opium, used in doses of gr. 1 (0.03-0.06).

swab (swob). A tuft of cotton, ball of gauze, or the like attached to the end of a stick or wire; used for cleansing cavities, applying remedies to the walls of cavities, or getting a bit of secretion for bacteriological examination.

swage (swāj). 1. A tool used for shaping metal, such as a die and counter-die. 2. To shape by means of a swage.

swallow (swol'o) [A.S. *swelgan*.] To pass anything through the fauces, pharynx, and esophagus into the stomach; to perform deglutition.

swamp'-fever. A disease of horses, sometimes called infectious anemia, due to a microorganism and marked by general debility, remittent fever, staggering gait, the voidance of large amounts of urine, progressive anemia, and loss of flesh; the appetite, however, remains good, as a rule.

swamp-itch. 1. Water itch, uncinariasis cutis.

2. Pruritus of the legs occurring in lumbermen.

swarm-cell. Zoogonidium.

swarm-spore. One of a large number of active

motile individuals resulting from the sporulation or multiple fission of the parent cell. **ame'boid s.-s.**, amebula. **flag'ellated s.-s.**, flagellula.

sway-back. Lordosis, or sinking down of the back, in horses.

sweat (swet) [A.S. *swēta*.] 1. Sudor, perspiration, especially sensible perspiration. 2. To perspire.

absence of, anhidrosis, adiphoresis, adiapneustia, amephoresis. **agent checking secretion**, antisudoral, anti-sudorific, antihidrotic, anaphoretic, anhidrotic. **agent promoting secretion**, sudorific, diaphoretic, hidrotic, hydropoietic. **bloody**, hematidrosis, hemathidrosis, transudation; menidrosis (vicarious menstruation). **colored**, chromidrosis, chromhidrosis; cyanhidrosis (blue); melanidrosis, melanephidrosis (black); melin-ephidrosis (yellow); galactidrosis (milky). **disease of glands**, hidronousus, hidrocrystosis; hidroadenitis (inflammation). **excessive secretion**, ephidrosis, hyperidrosis, sudoresis, hidropedesis, hidrorrhoea, diaphoresis, desudation, bromohyperidrosis (fetid). **fetid**, bromidrosis, oemidrosis. **general**, panhidrosis, panidrosis. **local**, meridrosis. **phosphorescent**, phosphoridrosis. **producing**, hidropoietic, hidrotic, hidrophorous, sudorific, sudoriferous, sudoriparous; diaphoretic; diaphnic (moderate). **secretion of**, sudation, perspiration, hidropoesis, hidrotopoesia, diaphoresis, hidrosis; hyphidrosis (deficient); diapnoe, transpiration (insensible); paridrosis, hidrodermia; sudaloria (abnormal); chromidrosis (colored); hemidiaphoresis, amhidrosis (unilateral); meridrosis (local); panhidrosis, panidrosis (general). **suppression**, anhidrosis, anidrosis, hidroschesia, ischidrosis, oligidria; anaphoresis (partial). **urinous**, urhidrosis, unidrosis.

sweat-gland. One of the tubular coil-glands in the corium and subcutaneous connective tissue, secreting sweat; glandula sudoripara.

sweating (swet'ing). 1. Perspiring. 2. Causing profuse perspiration. **bloody s.**, hemathidrosis. **colliq'native s.**, profuse clammy s. **col'ored s.**, chromhidrosis. **exces'sive s.**, hyperhidrosis. **fet'id s.**, bromhidrosis. **phosphorescent s.**, phosphoridrosis. **profuse s.**, hidrosis, sudoresis, hyperhidrosis. **scan'ty s.**, anhidrosis.

sweat'ing-herb. Eupatorium.

sweating-sick'ness. Miliary* fever (1).

Swediaur's disease'. See *Schwediasier*.

Swedish gymnas'tics. A series of systematized gymnastic exercises without apparatus, employed for the correction of deformities and for other therapeutic measures; Lingism. **S. leech**, *Hirudo medicinalis*, **S. movements**, **S. gymnastics**.

swee'ny. Wasting of the muscles over the shoulder-blade of a horse, caused by a sprain or by a bruise from an ill-fitting collar.

sweet [A.S. *swēte*.] Having a taste like that of sugar. **s. almond**, amygdala dulcis. **s. orange**, aurantium dulce. **s. urine**, diabetes, glycosuria.

sweet'bread. The thymus gland (*neck s.*, *throat s.*) or the pancreas (*stomach s.*, *abdominal s.*) of an animal used for food.

Sweet Chalyb'eate Springs, Virginia. Calcic-chalybeate-carbonated waters, about 75° F. Four springs. Used by drinking and bathing in neuralgia, gastralgia, anemia, chlorosis, leucorrhea, and other disorders.

sweet-dock. Bistorta.

Sweet Springs, Missouri. Muriated-saline-calcic-sulphureted waters, 54° F. Five springs. Used by drinking in diseases of the liver, kidneys, and bladder. A bathing establishment is supplied from a salt-sulphur spring, five miles away.

swell-foot [Ger. *schwellfuss*.] Swelling and redness of the metatarsus, with pain and disability, due to sprain of the ligaments (syndesmitis metatarsea), and frequently detachment of them from the bones, chips of bone being torn off with the rupture. The trouble results from jumping or the strain of dancing or long marches, being especially

produced, it is said, by the goose-step method of marching practised in the German army.

swell'ing. An enlargement, a protuberance, a tumor. *albu'minous s.*, cloudy* *s.* *Cal'abar s.*, see *Calabar*. *cloudy s.*, see under *cloudy*. *glassy s.*, amyloid degeneration.* *white s.*, tuberculous arthritis, especially of the knee.

Swieten's liq'uor or solu'tion (sve'ten) [Gerard van Swieten, Dutch physician, 1700-1772.] A solution of bichloride of mercury 4, chloride of sodium and chloride of ammonium, each 1, water 500.

Swift-Ellis meth'od [Homer Fordyce Swift, New York physician, *1881; Arthur W. M. Ellis, New York physician.] Salvarsanized* serum method.

swine [A.S. *swin*.] Hog, pig; a quadruped of the family *Suidæ*. *s. chol'era*, hog* cholera. *s. diphthe'ria*, hog* cholera. *s. erysip'eles*, rouget, a specific, usually fatal infectious disease of swine, resembling a septicemia in its clinical course; there are gastric hemorrhages with enlargement of the spleen and parenchymatous inflammation of other internal organs, and a characteristic eruption of red spots, later becoming brown, on the neck, breast, and abdomen; the pathogenic microorganism has been thought to be *Bacillus rhusiopathia suis*. *s. fat*, lard, adeps.* *s. fever*, hog* cholera. *s. pest*, (1) *s. plague*; (2) hog* cholera. *s. plague*, an infectious disease of swine caused by *Bacillus suisepicus*; the pectoral form is characterized by pleurisy with necrosis of portions of the pulmonary tissue; another, the septicemic, form is marked by edema and redness of the skin, edema of the lungs, with fever. *s. pox*, see *swinepox*.

swinepox. 1. A disease of swine marked by circumscribed phlegmons on the legs. 2. A form of chickenpox in which the vesicles are not umbilicated.

swine'y. Sweeny.

swoon. A faint, syncope.

syco'ma [G. *sykōma*; *sykon*, fig.] A pendulous fig-like growth; a large soft wart.

sy'cose. Saccharin, benzosulphinidum.*

syco'siform. Resembling sycosis.

syco'sis [G. a fungus fig-like tumor; *sykon*, fig.] 1. A pustular folliculitis of the beard. 2. Hahnemann's term for the constitutional effects of the gonorrheal virus. *lu'poid s.*, a papular or pustular inflammation of the hair-follicles of the beard, followed by punctate scarring and loss of the hair; *ulerythema sycosiforme*. *non-parasit'ic s.*, *s. vulgaris*. *s. contagio'sa*, *tinea* sycosis*. *s. frambo'siformis*, *s. nuchæ necrotisans*. *s. nu'chæ necroti'sans*, a pustular folliculitis, occurring at the scalp line at the back of the neck, resulting in permanent scarring. *s. staphylog'eues*, *s. vulgaris*. *s. vulga'ris*, nonparasitic *s.*, due to simple infection with pus cocci. *tin'ea s.*, parasitic *s.*, ring-worm of the beard, see under *tinea*.

Syd'enham's chore'a [Thomas Sydenham, English physician, 1624-1689.] See *chorea*. *S.'s lau'da-num*, *vinum* opii*.

syllab'ic speech. Scanning* speech.

syll'able-stumbling. A form of stuttering in which the patient halts before certain syllables which he finds difficult to enunciate.

syll'abus [G. *syllabos*; *syllamband*, I collect.] A list of the titles of a lecture course, or an abstract of the main points in a lecture or a book.

syllapsiol'ogy [G. *syllapsis*, pregnancy, + *-logia*.] The science which treats of conception and of the period of pregnancy.

syllap'sis. [G.] Pregnancy.

Sylves'ter's meth'od. See *Silvester*.

Sylv'ian. Relating to Franciscus or Jacobus Sylvius* or to any of the structures described by either of them. *S. an'gle*, the angle formed by the S. line and a line perpendicular to the horizontal plane tangential to the highest point of the hemisphere. *S. aqu'educt*, *aqueductus cerebri*. *S. ar'tery*, *arteria cerebri media*. *S. fis'sure*, *fissura cerebri lateralis*. *S. fos'sa*, *fossa cerebri lateralis*. *S. gray matter*, *stratum griseum centrale*. *S. line*, the line of the posterior limb of the s. fissure. *S. os'sicle*, *processus lenticularis*. *S. point*, the point of division of the s. fissure into its anterior, ascending, and posterior limbs. *S. val'ley*, *vallecula Sylvii*. *S. valve*, *Eustachian valve*. *valvula* venæ cavæ inferioris*. *S. vein*, *vena cerebri media*. *S. ven'tricle*, fifth ventricle of the brain, *cavum septi pellucidi*.

syl'viduct. Sylvian aqueduct, *aqueductus* cerebri*.

Syl'vius [Franciscus Sylvius, Latinized form of François Dubois (or de le Boë), anatomist of Leyden, 1614-1672.] All the cerebral structures defined under *Sylvian* were described by or named after this Sylvius.

Syl'vius [Jacobus Sylvius, Latinized form of Jacques Dubois, French anatomist, 1478-1555.] The Sylvian* valve, Sylvian* ossicle, and car.* quadrata Sylvii were described by this Sylvius.

sym'bion [G. *syn*, with, + *bios*, life, mode of living.] An organism associated with another in symbiosis; commensal.

symbio'sis [G. *syn*, with, + *bios*, life, mode of living.] The mutually advantageous association of two or more organisms; commensalism; the growth together of the cholera bacillus, an ameba, and the lepra bacillus, although the latter cannot be cultivated alone, is an example of symbiosis.

symbol'ic. Relating to symbiosis.

symbleph'aron [G. *syn*, together, + *blepharon*, eyelid.] Adhesion of one or both lids to the eyeball. *ante'rior s.*, union between the lid and eyeball by a fibrous band not involving the fornix. *complete* s.*, adhesion involving the entire surface between the lid and eyeball. *par'tial s.*, *anterior* or *posterior s.*, incomplete *s.* *poste'rior s.*, adhesion between the eyeball and lid involving the fornix. *total s.*, complete *s.*

symblepharopterygium (sim-blef'ar-o-ter-i't'um) Union of the lid to the eyeball through the intervention of a pterygium-like growth.

sym'bol [G. *symbolos*, a mark or sign.] 1. A conventional sign serving as an abbreviation, such as the R at the beginning of a prescription. 2. In chemistry an abbreviation (the initial and sometimes one other letter) of the Latin name of an element, expressing, in chemical formulae, an atom of that element.

symbo'lia [G. *symbolon*, an outward sign.] The power of recognizing the form and nature of an object by touch.

symbolopho'bia [G. *symbolos*, symbol, + *phobos*, fear.] A morbid fear of having a symbolical meaning attached to one's acts or words.

Syme's opera'tion [James Syme, Scotch surgeon, 1799-1890.] 1. Amputation of the foot at the ankle-joint, the malleoli being sawn off, and a flap being made with the soft parts of the heel, see cut under *amputation*. 2. Excision of the tongue. 3. External urethrotomy.

sym'eilus. Symmelus.

Sym'ington's anococcy'geal body [Johnson Symington, Scotch anatomist, contemporary.] A small mass of connective tissue and muscle between the coccyx and the anal canal.

symme'lia [G. *syn*, with, + *melos*, limb.] Sirenomelia, sympodia.*

symm'elus. Sirenomelus, sympus.

symmet'ric, **symmet'rical**. Relating to or marked by symmetry. *s. asphyx'ia*, *s. gan'grene*, Raynaud's* disease.

symm'etry [G. *syn*, with, + *metron*, measure.] Equality or correspondence in form of parts distributed around a center or an axis, at the two extremities or poles, or on the two opposite sides of any body.

sympathet'ctomy. Sympathetectomy.

sympathet'ctomy [*sympathetic* + G. *ektomē*, excision.] Excision of a segment of a sympathetic nerve or of a sympathetic ganglion.

sympathet'ic [G. *syn*, with, + *pathos*, suffering.] 1. Relating to or exhibiting sympathy. 2. Noting the nerves of organic life. *s. nervous system*, *systema nervorum sympathicum* [BNA]. *s. ophthal'mia*, the occurrence of inflammation in one eye following disease in the other, not due to any apparent or direct contagion.

sympathet'icoparalyt'ic. Noting paralysis of a sympathetic nerve.

sympathet'icoton'ic. Relating to increased tone in the arteries, or vasoconstriction caused by action of the sympathetic system.

sympath'ic. Sympathetic.

sympath'icus. The sympathetic nervous system, *systema* nervorum sympathicum*.

sympathicet'ctomy. Sympathetectomy.

sympathiconneuritis (sim-path'i-ko-nu-ri'(re')tis). Inflammation of the sympathetic nerves.

sympath'icotrip'sy [*sympathicus*, sympathetic, + G. *tripsis*, a rubbing.] Operation of crushing the superior cervical ganglion of the sympathetic.

sympathicotropic (sim-path'i-ko-trop'ik) [G. *tropikos* from *tropē*, a turning.] Having a special affinity for the sympathetic nerve.

symp'athism [G. *sympatheia*, sympathy.] Suggestibility.

symp'athizer. An eye affected with sympathetic ophthalmia.

symp'athy [G. *sympatheia*; *syn*, with, + *pathos*, suffering.] 1. The mutual relation, physiological or pathological, between two organs, systems, or parts of the body. 2. Mental contagion, as seen in the spread of chorea or other nervous disease through a school, the yawning induced by seeing another person yawn, etc.

sympertitoneal (sim-per-i-to-ne'al). Relating to the surgical induction of adhesion between two portions of the peritoneum, as in Talma's* operation.

sympex'ion [G. *sympēxis*, concretion.] A concretion of nitrogenous matter in the seminal vesicles.

sympexis (sim-pek'sis) [G. concretion.] A term proposed by Heidenhain to denote the deposition of red blood-cells according to the laws of surface tension.

sym'phoricarpus [G. *symphoreō*, I bear together, + *karpos*, fruit.] Snowberry, waxberry, a plant of the elderberry family reputed to have diuretic properties.

symp'horol. A substance made by heating chlorocaffeine or bromocaffeine with anhydrous lithium, sodium, or strontium sulphite, the resultant being a white soluble powder, known as *symp'horol L*, *Na*, or *Sr*, (or lithium, sodium, or strontium caffeine-sulphonate), according to the base; it is diuretic and recommended in fatty heart, renal diseases, and obesity in doses of gr. 10-20 (0.6-1.3).

symphyocephalus (sim'fi-o-sef'al-us) [G. *symphysis*,

grown together, + *kephalē*, head.] Syncephalus,* monocephalus.

symphyseal (sim-fiz'e-al). Relating to a symphysis.

symphyseorrhaphy (sim-fiz-e-or'ā-fl) [G. *symphysis* + *rhaphe*, suture.] The fastening together of the parts of a divided symphysis.

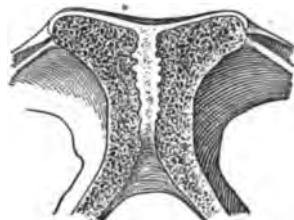
symphyseotome (sim-fiz-e-o-tōm) [G. *symphysis* + *tomē*, incision.] An instrument for use in symphyseotomy.

symphyseotomy (sim-fiz-e-o-t'o-mī) [*symphysis* (*symphyse-*) + G. *tomē*, cutting.] The operation of cutting through the symphysis pubis in order to enlarge the pelvic diameters.

symphys'ic. Relating to a symphysis, symphyseal; grown together, fused.

symphysion (sim-fiz'ī-on). A craniometric point, the most anterior point of the alveolar process of the mandible.

symphysis, gen. *symphys'eos* (sim'fi-sis) [G. a growing



SYMPHYSIS.

together.] 1. A form of synarthrosis (mixed synarthrosis) in which union between two bones is effected by means of fibrocartilage. 2. A union, meeting point, or commissure of any two structures. 3. A pathological adhesion or growing together. *car'diac s.*, adhesion between the parietal and visceral layers of the pericardium. *s. mandib'ule*, a vertical ridge in the center of the lower jaw, indicating the line of union of the two parts of which the bone is composed at birth. *s. pub'is*, the line of union of the two pubic bones in the middle line of the pelvis anteriorly. *s. sacrococcyge'a*, the articulation of the coccyx with the sacrum.

symphysodactyl'ia [G. *symphysis*, fusion, + *daktylos*, finger.] Syndactylia, syndactylism, syndactyly.

sym'phytum [G. *symphyton*.] Comfrey, bruisewort, slippery root; the leaves and root of *Symphytum officinale*; employed as a vulnerary and as a demulcent and astringent in diarrhea and bronchitis.

Symplocarpus foetidus. Dracontium.*

sympo'dial. Relating to, or characterized by, a sympodium.

sympo'dium [G. *syn*, together, + *pous* (*pod*), foot.] In botany, a false axis, an apparently continuous stem made up of successive branches from preceding stems which are deflected from the axis at the point of branching.

symp'tom [G. *symploima*; *syn*, with, + *plōma* (*piplō*), I fall.] Any morbid phenomenon or departure from the normal in function, appearance, or sensation, experienced by the patient and indicative of disease. For the various symptoms and varieties of symptoms, see below and also under *phenomenon*, *reflex*, *sign*, and *syndrome*. *acciden'tal s.*, any morbid phenomenon occurring in the course of a disease, but having no relation with it. *access'ory s.*, *ass'ident s.*, one which usually but not always accompanies a certain disease; distinguished from a pathognomonic *s. characteris'tic s.*, in homeopathy, a *s. peculiar* to or specially characteristic or pathognomonic of any drug. *concom'*

itant s., accessory s. **consec'utive s.**, one that appears in the stage of decline or during convalescence, having, however, no necessary connection with the original disease; an accidental sequel. **constitu'tional s.**, a symptom indicating that the disease has become general, the toxins or other materies morbi being present in the blood. **disso'cia'tion s.**, see *dissociation*. **drug s.**, in homeopathy, one of the unusual sensations or deviations from normal health experienced by a person who is proving a drug; it offers an indication, according to the doctrine of similars, for the therapeutic employment of the drug. **equiv'ocal s.**, one which points definitely to no special disease, being associated with any one of a number of morbid states. **esophagosal'ivary s.**, an excessive secretion of saliva occurring in certain cases of cancer of the esophagus. **guiding s.**, characteristic s. **induced' s.**, one excited by a drug, exercise, or other means—often intentionally for diagnostic purposes. **keynote s.**, characteristic s. **local s.**, one of limited extent caused by disease of a particular organ or part. **lo'calizing s.**, one indicating clearly the seat of the morbid process. **objec'tive s.**, one which is evident to the observer. **pathogen'ic s.**, in homeopathy, one observed in the proving of a drug, and also one of the symptoms of poisoning by a drug. **pathognomon'ic s.**, one which, when present, points unmistakably to a certain definite disease. **press'ure s.**, paralysis, spasm, or other nervous s., caused by pressure upon the spinal cord or brain. **reflex s.**, a disturbance of sensation or function in an organ or part more or less remote from the morbid condition giving rise to it, as vertigo or headache due to eye-strain. **signal s.**, the aura of epilepsy or other initial symptom of a convulsive or paralytic attack. **subjec'tive s.**, one apparent only to the patient himself. **sympathet'ic s.**, reflex s. **symptomat'ic.** Relating to a symptom or symptoms, indicative. s. **anthrax**, see *anthrax*. **symp'tomatol'ogy** [G. *symp'tōma* (symptomat-), symptom, + *-logia*.] 1. Semiology, the science of the symptoms of disease, their production, and the indications they furnish. 2. The aggregate of symptoms of a disease. **symptom-com'plex.** Complex (1), syndrome.* **symp'tom-group.** Symptom-complex, syndrome.* **sympto'sis** [G. *syn*, together, + *ptōsis*, a falling.] Marasmus; atrophy, either local or general. **sym'pus** [G. *syn*, together, + *pous*, foot.] Sirenomelus, a monster with lower extremities fused. s. **a'pus**, s. **di'pus**, s. **mon'opus**, a sirenomelus without feet, with both feet more or less distinct, and with but one foot, respectively. **Syms' trac'tor** (simz) [Parker Syms, New York surgeon, *1860.] A collapsible rubber bag attached to the extremity of a tube; the tube is introduced into the bladder through the perineal wound and the bag is inflated; traction now made brings the enlarged prostate into the wound where it is readily accessible.



SYMPTUS DIPUS.

syn- [G. *syn*, with, together.] A prefix to words of Greek derivation, indicating together, with, joined; it corresponds to the Latin *con-*. **synadel'phus** [G. *syn*, together, + *adelphos*, brother.]

A twin monster with single head and trunk, but with four arms and four legs. **synaesthe'sia.** Synesthesia. **synal'gia** [G. *syn*, with, + *algos*, pain.] Reflex or referred pain; pain felt at a part more or less remote from the seat of the causative lesion. **synal'gic.** Relating to or marked by reflex or referred pain. **syn'anastomo'sis** [G. *syn*, together.] An anastomosis between several blood-vessels. **synanche** (sin-an'ke) [G. *soarethroat*; *syn*, together, + *anchē*, I choke.] Cynanche. **synan'them, synanthe'ma** [G. *syn*, together, + *antheō*, I blossom.] An exanthem consisting of several different forms of eruption. **synaphymenitis** (sin-ā-fi-me-ni' (ne')tis) [G. *synapsis* joined, + *hymēn*, membrane, + *-itis*] Conjunctivitis. **synapse, synapsis** (sin-aps', sin-ap'sis) [G. a tying together.] 1. The gathering of the chromatin into a tangled skein at one side of the nucleus during the prophase of heterotypical division of the nucleus of a sex-cell, forming the union of chromosomes in pairs, thereby effecting the reduction of chromosomes. 2. The close approximation or contact between, the processes of adjacent neurons. **synaptase** (sin-ap'tāz) [G. *synaptō*, I join (become forming as it were a union between amygdala and water).] Emulsion. **synap'tic.** Relating to synapsis. s. **phase**, synapsis (1). **synarthro'dia.** Synarthrosis. **synarthro'dial.** Relating to synarthrosis, or to an immovable articulation between two bones. **synarthrophysis** (sin-ar'thro-fi'sis) [G. *syn*, together, + *arthron*, joint, + *physis*, growth.] The process of ankylosis. **synarthro'sis, pl. synarthro'ses** [G. *syn*, together, + *arthrōsis*, articulation.] A fixed articulation; union of two bones without an intervening articular cavity and without the possibility of movement of one on the other. The chief varieties of synarthrosis are known as *synchondrosis*, *synostosis* (suture), and *symphysis*, or mixed synarthrosis. *Gomphosis* and *schindylesis* are also varieties of synarthrosis. **synathro'sis, synathro'sis** [G. *synathrosis*, a gathering together.] 1. Congestion. 2. Bier's method of induced hyperemia. **syncaryon** (sin-kar'i-on) [G. *syn*, together, + *karion*, kernel (nucleus).] The nucleus formed by the fusion of the two pronuclei in caryogamy. **synceph'alus** [G. *syn*, together, + *kephalē*, head.] A double monster having a single head with two bodies; symphyocephalus, monocephalus, + *craniopagus*, janiceps. **synchilla** (sin-ki'lli-ah) [G. *syn*, together, + *chilē*, lip.] A more or less complete adhesion of the lips, atresia of the mouth. **synchiria** (sin-ki'ri-ah) [G. *syn*, together, + *chirē*, hand.] A form of dyschiria in which the patient refers a stimulus applied to one side of the body to both sides. **synchondrosis, pl. synchondro'ses** (sin-kon-dro'sis) [G. *syn*, together, + *chondros*, cartilage, + *-osis*.] A synarthrosis between two bones formed of cartilage, the uniting medium being hyaline cartilage which tends to disappear with the advance of ossification. s. **epiphyseal**, epiphyseal line, a layer of unossified cartilage between the epiphysis and the diaphysis or shaft of a long bone, disappearing at maturity, when the two parts become one bone. s. **isomphysis** -

lis, a layer of cartilage separating the two halves of the body of the sphenoid in the new-born.
s. intraoccipita'lis ante'rior, cartilaginous union in the new-born between the lateral and the basilar portions of the occipital bone. **s. intraoccipita'lis poste'rior**, cartilaginous union between the squama and the lateral portions of the occipital.
s. petrooccipita'lis, fibrocartilage filling the petro-occipital fissure. **s. sphenoooccipita'lis**, cartilaginous union in the new-born between the body of the sphenoid and the basilar portion of the occipital. **s. sphenopetro'sa**, sphenopetrous or sphenopetrosal s., fibrocartilage filling the sphenopetrosal fissure. **s. sterna'lis**, sternal synchondrosis, the cartilaginous line of junction between the manubrium and body of the sternum.

synchondrotomy (sin-kon-drot'o-mī). Symphyseotomy.

synchronism (sin'kro-nizm) [G. *syn*, together, + *chronos*, time.] Occurrence of two or more events at the same time; the condition of being simultaneous.

synchronous (sin'kro-nus) [G. *syn*, together, + *chronos*, time.] Occurring simultaneously.

synchysis (sin'ki-sis) [G. *a* mixing together.] A fluid condition of the vitreous humor of the eye.
s. scintill'ans, an appearance of glistening spots in the eye, due usually to cholesterol crystals floating in an abnormally fluid vitreous.

synkinesis (sin-sin-e'sis) [G. *syn*, with, + *kinēsis*, movement.] Synkinesis, involuntary movement accompanying a voluntary one; as the movement of a closed eye following that of the uncovered one, or the movement occurring in a paralyzed muscle accompanying motion in another part.

synclinet'ic. Relating to or marked by synkinesis.
syn'clinal [G. *syn*, together, + *klinō*, I incline.] Noting two structures inclined one toward the other.

synclit'ic. Relating to or marked by synclitism.

syn'clitism [G. *syn*, together, + *klisis*, an inclining.] A condition of parallelism between the planes of the fetal head and of the pelvis, respectively.

syn'clonus [G. *syn*, together, + *klonōs*, a tumult.] Clonic spasm or tremor of several muscles.

syncoelom (sin-se'lom) [G. *syn*, together, + *coelom*.] The aggregate of perivisceral spaces—the pericardial, pleural, and peritoneal cavities and the tunicae vaginales.

syn'copal. Relating to syncope.

syncope (sin'kō-pe) [G. *synkopē*, a cutting short, a swoon.] Fainting, a swoon; a sudden fall of blood-pressure or failure of the cardiac systole, resulting in cerebral anemia and more or less complete loss of consciousness. **cat s.**, ailurophobia. **laryn'geal s.**, laryngeal vertigo. **s. lo'cal s.**, limited numbness in a part, especially of the fingers; one of the symptoms, usually associated with local asphyxia, of Raynaud's* disease. **s. angino'sa**, primary cardiac angina pectoris, the cardiac spasm being due to stenosis or occlusion of the coronary arteries.

syn'cop'ic. Syncopeal.

syncy'anin. The pigment formed by the *Bacillus syncyanens*, a non-pathogenic species found in water.

syncytial (sin-sit'i-al). Relating to a syncytium; formed of a multinucleated protoplasmic mass without apparent division into cells.

syncytolysin (sin-sit'i-ol'i-sin). A cytolsin formed in response to injections of emulsions of placental tissue.

syncytioma (sin-sit'i-o'mah). Deciduoma, chori-

oma.* **s. benign'um**, chorioma benignum. **s. malign'um**, chorioma malignum.

syncytiotoxin (sin-sit'i-o-toks'in). A cytotoxin specific for the cells of the syncytium.

syncytium (sin-sit'i-um) [G. *syn*, with, + *kytos*, a hollow (cell).] **1.** A multinucleated protoplasmic mass, seemingly an aggregation of several cells but without any perceptible cell-outlines. **2.** A nucleated protoplasmic membrane, without cell-outlines, lining the blood lacunae of the placenta; placental plasmodium.

syndac'tyl, **syndac'tyle**. Syndactylous.

syndactyl'ia, **syndac'tyliam**, **syndac'tyly** [G. *syn*, together, + *daktylos*, finger.] A growing together, or fusion; usually congenital, of two or more fingers or toes.

syndac'tylized. Fused or grown together, having reference to two or more fingers or toes.

syndac'tylos. Having fused or webbed fingers or toes.

syndac'tylus. A person with fused or webbed fingers or toes.

syndec'tomy [G. *syndesmos*, a conjunction (conjunctiva), + *ektomē*, excision.] Peritomy, excision of a ring of conjunctiva around the periphery of the cornea.

syndel'phus. Synadelphus.

syndesmectop'ia [G. *syndesmos*, ligament, + *ektōpos*, out of place.] Displacement of a ligament.

syndesmitis (sin-dez-mi'(me'tis) [G. *syndesmos*, a ligament, conjunction (conjunctiva), + *-itis*.] **1.** Inflammation of a ligament. **2.** Conjunctivitis. **s. metatar'sea**, inflammation of the metatarsal ligaments occurring in swell*foot.

syndesmog'raphy [G. *syndesmos*, ligament, + *graphē*, a description.] A treatise on or description of the ligaments.

syndesmology (sin-dez-mol'o-jī) [G. *syndesmos*, ligament, + *-logia*.] The branch of anatomy which has to do with the ligaments.

syndesmoma (sin-dez-mo'mah) [G. *syndesmos*, ligament, conjunction (connective tissue), + *-oma*.] A connective-tissue tumor.

syndes'mo-odon'toid joint. The posterior atlantoepistrophic articulation, between the anterior surface of the transverse ligament of the atlas and the back of the odontoid process of the epistropheus (axis).

syndesmosis (sin-dez-mo'sis) [G. *syndesmos*, ligament.] A synarthrosis in which opposing surfaces are united by fibrous connective tissue; as the union between the lower ends of the tibia and fibula. **s. tibiofibula'ris** [BNA], tibiofibular syndesmosis, inferior tibiofibular articulation. **s. tym'panostape'dia** [BNA], tympanostapedial junction, the connection of the base or footpiece of the stapes with the vestibular or oval window.

syndesmot'omy [G. *syndesmos*, ligament, + *tomē*, incision.] **1.** The surgical division of a ligament. **2.** The anatomy of the ligaments.

syndrome (sin'drōm) [G. *syndromos*, a running together, a meeting.] The aggregate of symptoms associated with any morbid process, and constituting together the picture of the disease. The term is employed especially, though not exclusively, in relation to the grouped symptoms of disease of the central nervous system. See also *sign* and *sympptom*.

syndrom'ic. Relating to a syndrome.

synechia (sin-ek'ti-ah, sin-ē-ki'ah) [G. *synechesia*, continuity.] Any adhesion; specifically adhesion of the iris to the cornea (*anterior s.*) or to the capsule of the lens (*posterior s.*). **an'nular s.**, adhesion of the entire pupillary margin of the

iris to the capsule of the lens. **total s.**, adhesion of the entire surface of the iris to the capsule of the lens.

synechotome (sin-ek'ô-tôm). A small knife for use in synechotomy.

synechotomy (sin-ek'ô-tô-mi) [G. *synecheia*, synechia, + *tomê*, incision.] Division of the adhesions in synechia.

synectenterotomy [G. *synektos*, held together, + *enteron*, intestine, + *tomê*, incision.] The separation of intestinal adhesions.

synecephalocoele (sin-en-sef'al-o-sêl) [G. *syn*, together, + *enkephalos*, brain, + *kêlê*, hernia.] Protrusion of brain substance through a defect in the skull, with adhesions preventing reduction.

synecephalus [G. *syn*, together, + *enkephalos*, brain.] Syncephalus.

synergetic (sin-ur-jet'ik) [G. *synergêtikos*.] Working together, noting especially the cooperative action of certain muscles.

synergic. Synergetic.

synergist. 1. An adjuvant, a remedy which aids the action of another. 2. A muscle which assists another in its action; the flexor muscles of a part, for example, are synergists one of another.

synergistic. Synergetic.

synergy (sin'ur-jî) [G. *synergia*; *syn*, together, + *ergon*, work.] Cooperation in action.

synesthesia, **synæsthesia** (sin-es-the'zî-ah) [G. *syn*, together, + *aisthêsis*, sensation.] A condition in which a stimulus, in addition to exciting the usual and normally located sensation, gives rise to a subjective sensation of different character and localization; color-hearing and color-taste are forms of synesthesia.

Syngamus. A genus of nematode worms, parasitic in many animals. **S. trachealis**, *Sclerosioma syngamus*, a parasite of the trachea of fowls, causing the disease called *gapes*.

syngamy [G. *syn*, with, + *gamos*, marriage.] Conjugation of cells; sexual reproduction.

syngensis [G. *syn*, together, + *genesis*, production.] 1. Sexual reproduction. 2. The doctrine that in each sexual cell are contained the germs of all future generations of cells that may be derived from it.

syngenetic. Relating to syngensis.

syngenic [G. *syngênes*, congenital.] 1. Congenital. 2. Reproduced by the union of both sexual elements, syngenetic.

syngignosis (sin-jig'no-sizm) [G. *syngignôskô*, I agree with.] Hypnotism; the practice of suggestion.

synize'sis [G. a falling in.] Closure or obliteration of the pupil.

synkaryon. Syncaryon.

synkinesis. Syncinesis.

synneurosis (sin-nu-ro'sis) [G. *syn*, with, + *neuron*, tendon.] Syndesmosis, ligamentary union of bones.

synocha (sin'ô-kah) [G. *synochos*, lasting.] Febris synocha, a continued fever.

synochal (sin'ô-kal). Noting a continued fever.

synochus (sin'ô-kus) [G. *synochos*, lasting.] A continued fever.

synophrys [G. *syn*, together, + *ophrys*, eyebrow.] The growing together of the eyebrows.

synophthalmia [G. *syn*, together, + *ophthalmos*, eye.] Cyclopia, congenital fusion of the eyes.

synophthalmus [G. *syn*, together, + *ophthalmos*, eye.] Cyclops.

synorchidism, **synorchism** (sin-or'ki-dizm, sin-or'-kizm) [G. *syn*, together, + *orchis*, testis.] Con-

genital fusion of the testes in the abdominal cavity.

synoscheos (sin-os'ke-os) [G. *syn*, together, + *oschê*, scrotum.] Partial or complete adhesion of the penis and scrotum, a malformation - hemaphroditism.

synosteology [G. *syn*, together, + *osteon*, bone, + *-logia*.] Arthrology.

synostosis [G. *syn*, together, + *osteon*, bone.] Synostosis, bony ankylosis. 2. Synarthrosis.

synostotomy [G. *syn*, together, + *osteon*, bone, + *tomê*, incision.] Arthrotomy.

synostosis. Synostosis.

synotia (sin-o-shî-ah). Fusion of the ears to a nathia.*

synotus [G. *syn*, together, + *ous*(ê-), ear.] An agnathous monster with fused ears, otocephalus.

synorectomy [synovia + G. *ektomê*, excision.] Excision of a portion or all of the synovial membrane of a joint.

synovia [G. *syn*, together, + *L. ovum*, egg.] Joint oil, a clear viscid fluid secreted by a synovial membrane, the function of which is to lubricate the joint or the surfaces of an enclosed tendon, to serve as a water-pad in a bursa. It consists mainly of mucin with some albumin, fat, epithelium, and leucocytes.

synovial. Relating to, containing, or consisting of synovia. **s. bursa**, bursa mucosa. **s. capsula**, stratum synoviale. **s. crypt**, a diverticulum of the synovial membrane of a joint. **s. cyst**, a tumor caused by the accumulation of synovia in a bursa, a **s. crypt**, or the sac of a synovial bursa. **s. fluid**, synovia. **s. fold**, plica synovialis. **s. frenum**, frenulum synoviale. **s. fringe**, plica synovialis. **s. glands**, Havers's glands. **s. hernia**, protrusion of a fold of the stratum synoviale through a rent in the stratum fibrosum of a joint capsule. **s. ligament**, one of the large synovial folds in a joint. **s. membrane**, articular membrane. **s. sheath**, vagina mucosa. **s. villi**, villus synovialis.

synovian. One of two mucinous substances present in synovia.

synoviparous [synovia + *L. parere*, to produce.] Producing synovia; synovial.

synovitis (si-no-vi'(ve)'tis). Inflammation of a synovial membrane, especially that of a joint, arthromeningitis; in general, when unqualified, the same as arthritis. **bursal s.**, bursitis. **dry s.**, with but little serous or purulent effusion. **fungous s.**, fungous arthritis. **parietal s.**, suppurative. **s. serous s.**, s. with a large effusion of non-purulent fluid; hydrarthrosis. **synovial articuli**, suppurative s., suppurative arthropyarthrosis, empyema articuli. **s. sicca**, dry. **s. ten'dinous s.**, vaginal s., inflammation of a tendon sheath, tenosynovitis. **vibrat'ion s.**, inflammation of a joint caused by the passage of a ball or other missile through the soft parts in its immediate vicinity without wound of the joint itself.

syntaxis [L. *syn*, together, + *taxis*, arrangement.] Articulation.

syntenosis [G. *syn*, with, + *tendon*, tendon.] A hinge-joint largely guarded by tendons, as was of the phalangeal articulations.

synteresis [G. close observation.] Prophylaxis.

syntexis [G. *synthesis*, a melting together.] Emaciation, wasting, phthisis.

syntermal (sin-thur'mal) [G. *syn*, together, + *thermê*, heat.] Having the same temperature.

synthesis [G. *syn*, together, + *thesis*, a putting, arranging.] In chemistry the formation of a

pounds by the union of simpler compounds or elements.

synthet'ic. Relating to or made by synthesis.

syn'thetize. To make synthetically.

syn'tonin [G. *syntonos*, strained tight.] Acid-albumin.

syntox'oid [G. *syn*, with.] A toxoid having the same degree of affinity for an antitoxin that the toxin has.

syatrip'sis [G. a shattering.] A comminuted fracture, or its production.

syn'trophus [G. *syntrophos*, brought up or nursed together.] A congenital disease.

syntrop'ic [G. *syn*, together, + *tropikos*, turning.] In anatomy, noting a number of similar structures inclined in one general direction, as the spinous processes of a series of vertebræ, or the ribs.

synulo'sis [G. *synoulôsis*.] Cicatrization.

synulot'ic. 1. Promoting cicatrization. 2. An agent which promotes healing.

syphileco'sis [G. *helkôsis*, ulceration.] Syphilitic ulceration.

syphilic'cus [G. *helkos*, ulcer.] A syphilitic ulcer.

syphilide (sif'il-éd) [Fr.] Syphiloderma, any of the cutaneous lesions of syphilis. **acne'iform s.**, pustular s. **acu'minate pap'ular s.**, follicular s. **an'nular s.**, a syphilitic eruption of large papules spreading peripherally while healing in the center, or of circinate groups of papules. **bullous s.**, a bul-
lous eruption arising from the enlargement of the lesions of a pustular s. **corym'bose s.**, a syphilitic eruption consisting of a large central papule surrounded by a more or less complete ring of smaller papules. **ecthy'matous s.**, pustular s. **erythem'atous s.**, syphilitic roseola. **flat pap'ular s.**, lenticular s. **follic'ular s.**, a small conical papular eruption around the hair-follicles in syphilis. **frambe'oid s.**, vegetating s. **gum'matous s.**, gumma. **herpet'iform s.**, vesicular s. **lentic'ular s.**, an eruption of flattened papules, up to the size of a pea or larger, in syphilis. **mac'ular s.**, syphilitic roseola. **mil'lary pap'ular s.**, follicular s. **nod'ular s.**, cutaneous gummata. **pal'mar s.**, any syphilitic eruption of the palms. **pap'ular s.**, see follicular s. and **lenticular s.** **pem'phigoid s.**, bullous s. **pig'mentary s.**, a syphilitic eruption consisting of rounded white patches surrounded by a layer of pigmentary deposit. **plan'tar s.**, any syphilitic eruption of the soles of the feet. **pust'ular s.**, a pustular eruption supervening upon a papular s. **rup'ial s.**, rupia. **sec'ondary s.**, one of the skin lesions of secondary syphilis. **serpig'inous s.**, an ulcerating tubercular s. spreading on one side while being replaced by thin scar tissue on the other. **ter'tiary s.**, a syphilitic skin lesion peculiar to the third stage of the disease. **tuber'cular s.**, cutaneous gummata. **varicel'liform s.**, vesicular s. **vario'liform s.**, pustular s. **veg'etating s.**, an eruption consisting of warty vegetations springing from moist papules or other lesions of syphilis. **vesic'ular s.**, an eruption of small vesicles topping the lesions of a papular syphilide.

syphilidog'raphy. Syphilography.

syph'ilin. An old term for the then unknown materies morbi or contagious principle of syphilis.

syphil'ium. A homeopathic attenuation of the syphilitic virus.

syphilion'thus [syphilis + *ionthos*, the acne of adolescence.] A copper colored syphilide with branny scales.

syphilopho'bia. Syphilophobia.

syph'ilis [fancifully and incorrectly derived (according to tradition) from G. *sys*, hog, + *philos*, loving; or *syn*, with, + *philos*, loving.] An infectious disease spread by inoculation through sexual intercourse and largely through the medium of contaminated table utensils, pipes, towels, etc. After an incubation period of 12 to 20 days the first symptom is the chancre, followed by slight fever and other constitutional symptoms, and a skin eruption of various appearances with mucous patches; this constitutes the second stage. The third stage is marked by the formation of gummata. The specific organism is *Treponema pallidum* (*Spirochæta pallida*). **con-gen'ital s.**, s. hereditaria. **equino s.**, dourine. **pri'mary s.**, the first stage of the disease from the development of the chancre to the appearance of the eruption. **sec'ondary s.**, the second stage of the disease, beginning with the appearance of the eruption and lasting an indefinite period. **quater'nary s.**, parasyphilis. **s. d'emblée** (don'-bla') [Fr. right away], s. occurring without an initial sore. **s. heredit'aria**, hereditary s., s. present in a child at the time of birth. **s. heredit'aria tar'da**, s., supposed to be hereditary or congenital, which does not manifest itself until several years after birth. **s. innocen'tium**, s. **inson'tium** [L. s. of the innocent], syphilis acquired in other ways than by coitus or other sexual practices, as may occur through the common use of table instruments, public drinking cups, lavatory towels, etc. **s. œconom'ica**, s. insontium in which infection occurs through the medium of table utensils, towels, and other articles of domestic use. **ter'tiary s.**, the final stage of the disease, of indefinite beginning and ending, marked by the formation of gummata.

syphilit'ic. Relating to, caused by, or suffering from syphilis. **s. fever**, the elevation of temperature often present in the early roseolous stage of secondary syphilis.

syphiliza'tion. Inoculation with the pus of a chancre, practised ineffectually as a prophylactic or curative measure.

syph'ilize. To infect with syphilis, to practise syphilization.

syphiloderm, **syphiloderma**, pl. *syphiloder'mata* (sif'il-o-durm, sif-il-o-dur'mah) [syphilis + G. *derma*, skin.] Syphilide.

syphiloderm'atous. Relating to a syphilitic skin lesion.

syphilogen'esis, **syphilogeny** (sif-il-oj'en-ī) [syphilis + G. *genesis*, production.] The origin and progressive course of syphilis.

syphilog'rapher. A writer on syphilis.

syphilog'raphy [syphilis + G. *graphē*, a description.] A treatise on or description of syphilis.

syph'iloid [G. *eidos*, resemblance.] Resembling syphilis.

syphilol'ogist. 1. One versed in the knowledge of syphilis. 2. A specialist in the diagnosis and treatment of syphilis.

syphilol'ogy [syphilis + G. *-logia*.] The branch of medical science which has to do with syphilis in all its relations.

syphil'oma. A syphilitic tumor, gumma.

syphilo'matous. Relating to a syphiloma, gumma-tous.

syphiloma'nia. Syphilophobia.

syphilomyces (sif'il-o-mi'sēz) [syphilis + G. *mykēs*, fungus.] Condyloma.

syphilop'athy [syphilis + G. *pathos*, suffering.] Any morbid manifestation of syphilis.

syphilopho'bia [G. *phobos*, fear.] A morbid fear of

acquiring syphilis through the use of table utensils, towels, etc., or of touching any contaminated object.

syphilophyma (sir'il-o-fi'mah) [*syphilis* + *G. phyma*, a tumor.] Syphiloma, gumma.

syph'ulous. Syphilitic.

syphion'thus. Syphilionthus.

syrr. Abbreviation of *L. syrpus*, syrup.

syrr'gol. A colloidal oxide of silver, occurring in brown shining plates, soluble in water; is said to contain 20 per cent. of silver.

Syrr'lac ulcer. Diphtheria.

syrrigomophon a (sir'ig-mo-fo-nl-ah) [*G. syrrigmos*, a hissing, + *phônê*, sound, voice.] 1. A sibilant râle. 2. A whistle accompanying the production of s-sounds, due usually to some peculiarity in the denture.

syrrig'mus [*G. syrrigmos*, a hissing.] Tinnitus aurium.

syrrin'ga. The leaves of *Syringa vulgaris*, or lilac, employed as an intestinal astringent.

syringe (sir'inj) [*G. syrrinx*, a tube.] An instrument used for injecting fluids. *Anel's s.*, *Davidson's s.*, *fountain s.*, *Pravaz s.*, etc., see the nouns.

syr'ingin. A crystalline tasteless glucoside, $C_{17}H_{14}O_6$, in the bark and leaves of *Ligustrum vulgare*, or privet, and *Syringa vulgaris*, or lilac; employed as a tonic and antiperiodic.

syringitis (sir-in-jit'(je')tis) [*G. syrrinx*(*syring-*) tube, + *-itis*.] Inflammation of the Eustachian tube.

syringobul'bia [*G. syrrinx*(*syring-*), a mine, + *L. bulbus*, medulla oblongata.] A condition of porosity of the medulla analogous to syringomyelia.

syringocoele, **syringocœlia** (sir-ing-go-sel, sir-ing-go-sel'-ah) [*G. syrrinx*(*syring-*), tube, + *kœlia*, a hollow.] The central canal of the spinal cord.

syringocystadenoma (*G. syrrinx*, tube, + *kystis*, cyst, + *adên*, gland, + *-oma*.) A multiple nodular growth due to dilatation and epithelial hypertrophy of the sweat-glands; a form of multiple benign cystic epithelioma.

syringocystoma (*G. syrrinx*, tube, + *kystis*, cyst, + *-oma*.) A cystic tumor composed of cylindrical-celled epithelium, originating from the hair-follicles.

syringoid (sir-ing'goyd) [*G. syrrinx*, tube, + *eidos*, resemblance.] Resembling a tube; fistulous.

syringomeningocele (sir'ing-go-men-ing'go-sel) [*G. syrrinx*, tube, + *mêninx*, membrane, + *kêlê*, tumor.] A form of spina bifida in which the tumor consists chiefly of the membranes, with very little cord substance, enclosing a hollow center which communicates with the central canal of the cord.

syringomyelia (sir'ing-go-mi-e'll-ah) [*G. syrrinx*, pipe, + *myelos*, marrow.] The presence of cavities in the spinal cord due to the breaking down of gliomatous new-formations; it is marked clinically by pain and paresthesia followed by muscular atrophy of the hands; there is analgesia with thermoanesthesia of the hands and arms, but the tactile sense is preserved. Later painless whitlows are seen, spastic paralysis appears in the lower extremities, and scoliosis of the lumbar spine occurs.

syringomyelitis (sir-ing'go-mi-ê-li'(le')tis) [*G. syrrinx*(*syring-*), tube, + *myelos*, marrow, + *-itis*.] Inflammation of the spinal cord with the formation of cavities in its substance; syringomyelia.

syringomyelocœle (sir-ing'go-mi-el-o-sel) [*G. syrrinx*(*syring-*), pipe, + *myelos*, marrow, + *kêlê*, tumor.] Hydrorrhachis interna; a form of spina bifida, consisting in a protrusion of the membranes and spinal cord through a defect in the vertebral column, the fluid of the central canal of the cord

being increased and expanding the cord tissue into a thin-walled sac.

syringomy'elus [*G. syrrinx*, a tube, + *myelê*, marrow.] Dilatation of the central canal of the spinal cord.

syringotome (sir-ing'go-tôm) [*G. syrrinx*(*syring-*), pipe, + *tomos*, cutting.] A fistula knife.

syringot'omy [*G. syrrinx*(*syring-*), pipe, + *tomê*, incision.] Slitting up a fistula.

syrr'inx [*G. a tube*.] 1. The Eustachian tube. 2. A fistula.

syrr'up. 1. Refined molasses; the uncrystallizable saccharine solution left after the refining of sugar.

2. Any sweet fluid; a solution of sugar in water in any proportion. 3. The official syrups: croup s., syrupus scillæ compoſitus. s. of Do'ver's pow'dr, syrupus ipecacuanhæ et opii (N.F.). pect'orâls, syrupus pectoralis (N.F.). simple s., syrupus.

syrru'pus [*Ar. shardb.*] (U.S., Br.) Syrup, sir'u syrup; sugar 850, distilled water to make 1000 (U.S.); sugar 5 lb., water to make 7½ lb. (Br.) The pharmacopœial syrups, syrups, are solutions of medicinal, or simply aromatic, substances in a syrup of about the official strength.

s. acac'ia (U.S.), syrup of gum arabic; acacia 100, sugar 800, distilled water to make 1000; used as a demulcent and to hold insoluble drugs in suspension.

s. ac'id' citric' (U.S.), syrup of citric acid, citric acid 10, tincture of fresh lemon peel 10, syrup to make 1000; used as a flavor.

s. ac'id' hydriod'ic (U.S.), syrup of hydriodic acid, diluted hydriodic acid 100, water 300, syrup to make 1000; employed as an alternative and in the chronic tuberculous affections of children in doses of ʒjss to ʒss (1-6.0).

s. actæ'æ compoſit'us (N.F.), compound syrup of actææ or of cimicifuga or of black cohosh; each dose of ʒi (4.0) contains wild cherry gr. ʒj (0.16), fluidextract of cimicifuga ʒj (0.16), fluidextract of actææ and of licorice each ʒj (0.08), fluidextract of quina ʒj (0.04); alternative.

s. althæ'æ (U.S. 1890), syrup of marshmallow, 2 theas 2, alcohol 1, glycerin 10, syrup to make 100 demulcent in doses of ʒi-4 (4.0-16.0).

s. amygd'alæ (U.S.), syrup of almond; spirit of bitter almond 10, orange flower water 100, syrup to make 1000; demulcent, employed in expectorant mixtures in doses of ʒi-2 (4.0-8.0).

s. aromati'cus (Br.), aromatic syrup; tincture of orange 5, cinnamon water 5, syrup 10, a flavoring agent.

s. asari compoſit'us (N.F.), compound syrup of Canada anakeroot; each dose of ʒi (4.0) contains asarum gr. ʒj (0.33) and ipecac gr. ʒ (0.01); stimulant.

s. auran'ti (U.S., Br.), orange syrup; tincture of sweet orange peel 50, citric acid 5, magnesium carbonate 10, sugar 850, water to make 1000 (U.S.). Tincture of orange 1, syrup 7 (Br.); a flavoring agent.

s. auran'ti fo'ris (Br.), s. auran'ti flavum (U.S.) syrup of orange flowers, made by dissolving sugar 10 in orange flower water, 1000; used for flavoring.

s. bromid'or'um (N.F.), syrup of the bromides; each dose of ʒi (4.0) contains about gr. ʒ (0.1) each of the bromides of ammonium, calcium, lithium, potassium, and sodium in compound syrup of sarsaparilla.

s. cal'ci lactophospha'tis (U.S., Br.), syrup of calcium lactophosphate; precipitated calcium carbonate 1, lactic acid 60, phosphoric acid 36, orange-flower water 50, sugar 725, water to make 1000; employed in catarrhs and tuberculous adenitis in doses of ʒi-2 (4.0-16.0).

s. cal'ci chlorhydrophospha'tis (N.F.), syrup of calcium chlorhydrophosphate; each dose of ʒi (4.0) contains calcium phosphate gr. 1 (0.08) with hydrochloric acid in syrup.

s. cal'ci et so'dii hypophosph'itum (N.F.), syrup of the hypophosphites of calcium and sodium; each dose of ʒi (4.0) contains gr. 2 (0.12) of each of these salts.

s. cal'ci hypophosph'itis (N.F.), syrup of calcium

hypophosphite; each dose of 3i (4.0) contains gr. s (0.13) of this salt.

s. *cal'cii lo'didi* (N.F.), syrup of calcium iodide; each dose of 3½ (2.0) contains gr. 2½ (0.16) of this salt; used in asthma and as an alterative.

s. *cal'cii lactophospha'tis cum fer'ro* (N.F.), syrup of calcium lactophosphate with iron; each dose of 3i (4.0) contains ferrous lactate gr. ½ (0.03), calcium lactate gr. ½ (0.015), calcium lactophosphate gr. ½ (0.024).

s. *cal'cis* (U.S.), syrup of lime, syrup of calcium hydroxide; lime 65, sugar 350, water to make 1000; used as a substitute for lime-water in doses of ℥20-60 (1.3-4.0).

s. *cas'caræ aromati'cus* (Br.), aromatic syrup of cascara; liquid extract of cascara 8, tincture of orange 2, 90 per cent. alcohol 1, cinnamon water 3, syrup 6; dose, 3j-2 (2.0-8.0); see s. *thamni cathartici* (N.F.).

s. *chlor'al* (Br.), syrup of chloral; chloral hydrate 80 grains, distilled water 1½ fluidrachms, syrup to make 1 ounce, contains gr. 10 (0.6) in 3i (4.0).

s. *chon'dri compos'itus* (N.F.), compound syrup of Irish moss; each dose of 3i (8.0) contains fluidextract of ipecac ℥½ (0.008), fluidextracts of senna and of squill each ℥½ (0.13), and paregoric ℥3½ (0.33), in mucilage of Irish moss and sugar; expectorant.

s. *cinnamo'mi* (N.F.), syrup of cinnamon; contains Saigon cinnamon gr. 6 (0.4) in 3i (4.0); carminative and flavoring agent.

s. *codei'næ* (Br.), syrup of codeine; codeine phosphate 40 grains, distilled water ½ fluidounce, syrup 10½ fluidounces; dose, 3i-4 (4.0-16.0), containing from ½ to 1 grain.

s. *codei'næ* (N.F.), syrup of codeine; each dose of 3½ (2.0) contains gr. ½ (0.02) of codeine sulphate.

s. *coff'ææ* (N.F.), syrup of coffee, represents about 25 per cent. roasted coffee; used as a flavoring agent.

s. *cor'rigens*, corrective syrup, s. *eriodictyi aromati'cus* (N.F.).

s. *eriodictyi aromati'cus* (N.F.), aromatic syrup of eriodictyon or yerba santa, s. *corrigens*; each dose of 3i (8.0) contains fluidextract of eriodictyon ℥4 (0.25), solution of potassium hydroxide ℥3 (0.2), with compound tincture of cardamom, and oils of clove, lemon, and saffras; alternative, used chiefly as a vehicle.

s. *fer'ri arsenati's* (N.F.), syrup of arsenate of iron; each dose of ℥8 (0.5) contains about gr. 2½ (0.0002) of this salt.

s. *fer'ri citro-lo'didi* (N.F.), syrup of citro-iodide of iron, tasteless syrup of iodide of iron; each dose of 3½ (2.0) contains gr. 2 (0.13) of ferrous iodide.

s. *fer'ri et man'gani lo'didi* (N.F.), syrup of iodide of iron and manganese; each dose of ℥15 (1.0) contains gr. 1½ (0.1) of ferrous iodide and gr. ½ (0.03) of manganoous iodide.

s. *fer'ri hypophosphi'tis* (N.F.), syrup of ferric hypophosphite; each dose of 3i (4.0) contains gr. 1 (0.06) of this salt.

s. *fer'ri lo'didi* (U.S., Br.), syrup of ferrous iodide; iron wire 12.5, iodine 41.5, diluted hypophosphorous acid 200, sugar 600, distilled water to make 1000; employed in strumous affections and in tuberculous adenitis in doses of 3i-2 (4.0-8.0); the B.P. preparation is double the strength and is given in half these doses.

s. *fer'ri lactophospha'tis* (N.F.), syrup of lactophosphate of iron; each dose of 3i (4.0) contains gr. 1½ (0.1) of this salt.

s. *fer'ri oxyda'ti solu'bilis* (P.G.), syrup of soluble oxide of iron, s. *ferri saccharati solubilis* (N.F.).

s. *fer'ri phosphati's* (Br.), syrup of ferrous phosphate; iron wire 75 grains, concentrated phosphoric acid 14 fluidounces, syrup 14 fluidounces, distilled water to make 20 fluidounces; dose 3j-2 (2.0-8.0).

s. *fer'ri protochloridi* (N.F.), syrup of ferrous chloride; each dose of 3i (4.0) contains gr. 1 (0.06) of this salt.

s. *fer'ri, quini'næ, et strychni'næ phosphat'um* (U.S.), syrup of the phosphates of iron, quinine, and strychnine, s. *ferri phosphatis cum quina et strychnina* (Br.), syrup of phosphate of iron with quinine and strychnine, Easton's syrup; glycerites of the phosphates of iron, quinine, and strychnine 250, syrup

to make 1000 (U.S.); this contains ferric phosphate; the B.P. syrup contains the ferrous phosphate, and is about ½ strength in all the ingredients; dose of either preparation 3j-1 (2.0-4.0).

s. *fer'ri saccharati solu'bilis* (N.F.), syrup of soluble saccharated iron, s. *ferri oxydati solubilis* (P.G.); each dose of 3i (4.0) contains gr. ½ (0.05) of this salt.

s. *fusci*, molasses.

s. *gluco'si* (Br.), syrup of glucose; liquid glucose 1, syrup 2; employed as an excipient for pill masses.

s. *glycyrrhizæ* (N.F.), syrup of licorice; a dose of 3i (8.0) represents 3i (4.0) of licorice root; used as a vehicle for quinine and other bitter drugs.

s. *hemides'mi* (Br.), syrup of hemidesmus, or Indian sarsaparilla; hemidesmus root 4, sugar 28, distilled water 20; used as a flavoring agent and adjuvant in prescriptions for syphilis, in doses of 3i-4 (4.0-16.0).

s. *hydrochlorophospha'tum* (N.F.), syrup of hydrochlorophosphates, compound syrup of phosphates with quinine and strychnine; each dose of 3i (4.0) contains quinine hydrochloride gr. ½ (0.015), strychnine sulphate gr. 1½ (0.0005), ferric phosphate gr. 1 (0.06), with citrophosphates of calcium, magnesium, and potassium.

s. *hypophosphi'tum* (U.S.), syrup of hypophosphites, calcium hypophosphite 45, potassium hypophosphite, 15, sodium hypophosphite 15, diluted phosphorous acid 2, sugar 650, tincture of fresh lemon peel 5, water to make 1000; dose 3i-4 (4.0-16.0).

s. *hypophosphi'tum compos'itus* (U.S.), compound syrup of hypophosphites; calcium hypophosphite 35, potassium hypophosphite 17.5, sodium hypophosphite 17.5, ferric hypophosphite 2.25, manganese hypophosphite 2.25, quinine 1.1, strychnine 0.115, sodium citrate 3.75, diluted hypophosphorous acid 15, sugar 775, water to make 1000; dose, 3i-4 (4.0-16.0).

s. *ipecacuan'hæ* (U.S.), syrup of ipecac; fluidextract of ipecac 70, acetic acid 10, glycerin 100, sugar 700, water to make 1000; adult emetic dose 3j-1 (15.0-30.0), expectorant ℥20-60 (1.3-4.0).

s. *ipecacuan'hæ et op'ii* (N.F.), syrup of ipecac and opium, syrup of Dover's powder; tincture of ipecac and opium with cinnamon, each dose of 3i (4.0) representing gr. 5 (0.3) of Dover's powder.

s. *krame'riæ* (U.S.), syrup of krameria, or of rhatany; fluidextract of krameria 450, syrup 550; dose, 3i-4 (8.0-16.0).

s. *lactuca'rii* (U.S.), syrup of lactucarium; tincture of lactucarium 100, glycerin 200, citric acid 1, orange-flower water 50, syrup to make 1000; dose 3i-4 (8.0-16.0).

s. *limo'nis* (Br.), syrup of lemon; fresh lemon peel 1, 90 per cent. alcohol 2, lemon juice 25, sugar 38; employed as a flavor, and diluted to make lemonade.

s. *man'ne* (P.G., N.F.), syrup of manna; each dose of 3i (8.0) contains gr. 15 (1.0) of manna.

s. *morphi'næ compos'itus* (N.F.), compound syrup of morphine; each dose of 3i (4.0) contains morphine sulphate gr. ½ (0.002), fluidextract of ipecac ℥½ (0.008), fluidextract of senega ℥6(0.4), fluidextract of rhubarb ℥1 (0.06), flavored with oil of saffras; expectorant.

s. *morphi'næ sulphati's* (N.F.), syrup of morphine sulphate; each dose of 3½ (2.0) contains gr. ½ (0.004) of this salt.

s. *papa'veris* (N.F.), syrup of poppy; each dose of 3½ (2.0) contains about ℥28 (1.75) tincture of poppy.

s. *pectora'tis* (N.F.), pectoral syrup, Jackson's pectoral syrup; each dose of 3i (4.0) contains morphine sulphate gr. ½ (0.002) in syrup of acacia flavored with oil of saffras.

s. *phospha'tum compos'itus* (N.F.), compound syrup of phosphates, chemical food; each dose of 3i (4.0) contains calcium phosphate gr. 2 (0.13), ammonium phosphate and iron phosphate each gr. 1 (0.06), and also potassium and sodium phosphates; nutrient tonic.

s. *pi'cis liq'uide* (U.S.), syrup of tar; tar 5, alcohol 50, magnesium carbonate 10, sugar 850, water to make 1000; dose, 3i-4 (4.0-16.0).

s. *pi'ni stro'bi compos'itus* (N.F.), compound syrup of white pine; each dose of 3i (8.0) contains morphine sulphate gr. ½ (0.004) with white pine bark, wild cherry bark, spikenard, balm of Gilead, sanguinaria.

sassafras, and a little chloroform; expectorant and sedative.

s. pru'ni virginia'næ (U.S., Br.), syrup of wild cherry, syrup of Virginian prune; wild cherry 150, sugar 700, glycerin 150, water to make 1000; dose, 3 i-4 (4.0-16.0).

s. quini'dinæ (N.F.), syrup of quinine, bitterless syrup of quinine; each dose of 3 i (4.0) contains gr. 3 (0.13) of this alkaloid.

s. rham'ni cathart'icæ (N.F.), syrup of rhamnus cathartica, syrup of buckthorn berries, *s. spinæ cervinæ* (P.G.); each dose of 3 i (8.0) contains 3 i (4.0) of the fermented juice of buckthorn berries; laxative.

s. rhe'i (U.S., Br.), syrup of rhubarb; fluidextract of rhubarb 100, spirit of cinnamon 4, potassium carbonate 10, water 50, syrup to make 1000 (U.S.); rhubarb root 2, coriander 2, sugar 24, 90 per cent. alcohol 8, distilled water 24 (Br.); dose for young children, 3 i-1 (2.0-4.0).

s. rhe'i aromati'cus (U.S.), aromatic syrup of rhubarb, spiced syrup of rhubarb; aromatic tincture of rhubarb 150, potassium carbonate 1, syrup 850; dose 3 i-2 (4.0-8.0).

s. rhe'i et potas'sæ compos'itus (N.F.), compound syrup of rhubarb and potassa, neutralizing cordial; each dose of 3 i (4.0) contains fluidextract of rhubarb M₁ (0.06), fluidextract of hydrastis and spirit of peppermint each M₂ (0.03), tincture of cinnamon M₄ (0.25), and potassium carbonate gr. 1 (0.06); antacid and stomachic.

s. rho'sados (Br.), syrup of red poppy; red poppy petals 13, sugar 36, alcohol 24, distilled water 20; dose, 3 i-1 (2.0-4.0).

s. ro'sæ (U.S., Br.), syrup of rose; fluidextract of rose 125, diluted sulphuric acid 10, sugar 750, water to make 1000 (U.S.); dried red-rose petals 2, sugar 30, water 20 (Br.); used as a flavor.

s. ru'bi (U.S.), syrup of rubus, or of blackberry-bark; fluidextract of rubus 250, syrup 750; used in diarrhea in doses of 3 i-2 (4.0-8.0).

s. ru'bi aromati'cus (N.F.), aromatic syrup of blackberry; each dose of 3 i (8.0) represents blackberry root gr. 15 (1.0) with allspice, cinnamon, cloves, and nutmeg; used in diarrhea.

s. sanguina'riæ (N.F.), syrup of sanguinaria or blood root; each dose of 3 i (2.0) represents gr. 6 (0.4) of sanguinaria.

s. sarsaparil'le compos'itus (U.S.), compound syrup of sarsaparilla, *s. sudorific'us*; fluidextract of sarsaparilla 200, fluidextract of licorice 15, fluidextract of senna 15, oil of sassafras 0.2, oil of anise 0.2, oil of gaultheria 0.2, sugar 650, water to make 1000; used as a vehicle for potassium iodide, in doses of 3 i-4 (4.0-16.0).

s. scil'læ (U.S., Br.), syrup of squill, *s. aceti scil'læ*, syrup of the vinegar of squill; vinegar of squill 450, sugar 800, water to make 1000 (U.S.); vinegar of squill 20, sugar 38 (Br.); dose, 3 i-1 (2.0-4.0).

s. scil'læ compos'itus (U.S.), compound syrup of squill, fluidextract of squill 80, fluidextract of senna 80, antimony and potassium tartrate 2, purified talc 20, sugar 750, water to make 1000; expectorant and diaphoretic in doses of M₂₀₋₃₀ (1.3-2.0).

s. sen'egeæ (U.S.), syrup of senega; fluidextract of senega 200, syrup 800; dose 3 i-2 (4.0-8.0).

s. sen'næ (U.S., Br.), syrup of senna; fluidextract of senna 250, oil of coriander 5, syrup to make 1000 (U.S.); alcoholic extract from senna 40 ounces, sugar 50, oil of coriander 10 minims (Br.); dose 3 i-2 (2.0-8.0).

s. sen'næ aromati'cus (N.F.), each dose of 3 i (8.0) contains fluidextract of senna M₁₅ (1.0), jalap gr. 3 (0.2), rhubarb gr. 1 (0.06), with cinnamon, cloves, nutmeg, and oil of lemon.

s. sen'næ compos'itus (N.F.), compound syrup of senna; each dose of 3 i (8.0) contains fluidextract of senna M₁₅ (1.0), fluidextracts of rhubarb and of frangula each M₄ (0.25), flavored with wintergreen.

s. simp'lex, simple syrup, syrupus (U.S., Br.).

s. so'dii hypophosphit'is (N.F.), syrup of sodium hypophosphite; each dose of 3 i (4.0) contains gr. 3 (0.13) of this salt.

s. spi'næ cervinæ (P.G.), syrup of buckthorn, is similar to *s. rhamni cathartice* (N.F.).

s. stillin'gise compos'itus (N.F.), each dose of 3 i (4.0) is equivalent to compound fluidextract of *s. lingia* (N.F.) M₁₅ (1.0); alternative.

s. sudorific'us, *s. sarsaparillæ compos'itus* (U.S.) **s. toluta'nus** (U.S., Br.), syrup of tolu, tincture of tolu 50; magnesium carbonate 10; sugar 820, syrup to make 1000 (U.S.); balsam of tolu 1 i ounces, wine 1/2 hour in water 1 pint, with sugar 1 lb., and when added enough water to make 16 ounces (Br.), used as expectorant mixtures in doses of 3 i-2 (4.0-8.0).

s. urgin'æ (B.A.), syrup of urtica, common syrup of squill; dose, 3 i-1 (2.0-4.0).

s. zingib'ris (U.S., Br.), syrup of ginger, fluidextract of ginger 30, alcohol 20, magnesium carbonate 1, sugar 820, water to make 1000 (U.S.); strong tincture of ginger 1, syrup 10 (Br.); dose, 3 i-4 (4.0-16.0).

syr'upy. Relating to syrup; of the consistency of a syrup.

syssarco'sic. Syssarcotic.

syssarco'sis [G. *syssarkosis*; *syn.*, with, + *syn-* (sark-), flesh.] Union of bones by means of muscular articulation; in man examples of it are the muscular connections of the hyoid bone and those of the patella and other sesamoid bones.

syssarcot'ic. Relating to or characterized by syssarcosis.

syssom'us [G. *syn*, together, + *σῶμα*, body] a twin monster with two heads, but more or less extensive fusion of the bodies.

sys'tolic [G. *sysistolikos*, contractile.] Pertaining alternately contracting and dilating; noting the action of the heart.

sys'tem [*systema*, a complex whole.] A complex and complex whole made up of correlated or semi-independent parts. Specifically, 1. An entire organism. 2. Any complex of structures anatomically related, as the vascular system. Any complex of structures functionally related, as the digestive system. 4. In zoology, a botany a method of classification, as the Linnæan system. 5. A scheme of medical theory, as the Brunonian system. 6. An encyclopedia treated on medicine or any of its branches, the works of several authors, arranged systematically according to subjects. 7. A progressive course of instruction, arranged according to a definite plan. 8. absorbent s., lymphatic s., alimentary s., digestive s., association s., see *association system*. blood-vascular s., the heart and blood-vessels considered as a whole. central nervous s., *systema nervorum centrale* [BNA]. compound s., the combined systema* *nervorum centrale* and systema* *nervorum periphericum* [BNA]. circulatory s., vascular s. dental s., all the dental tubules in a tooth. dermal s., dermis s., the skin and its appendages, the scalp and hair. digestive s., the digestive tract from the mouth to the anus with all its accessory organs and glands, apparatus digestivus [BNA]. esthesiod'ic s., see *esthesiodic system*. glandular s., all the glands of the body collectively. Haversian s., see *Haversian system*. homopoietic s., the blood-making organs, the liver and bone-marrow. heterogeneous s., one which contains various distinct and mechanically separable parts, as for example a suspension or emulsion. homogeneous s., one the parts of which cannot be mechanically separated, which is therefore uniform throughout and possesses in every part identically physical properties; a pure substance, e.g. of sodium chloride, is such a system. kinæso'dic s., see *kinæso-dic system*. kinet'ic s., see *kinetic system*. lymphatic s., the lymphatic spaces, vessels, and glands, including the lacteals. muscular s., the muscles of the body collectively.

the central, peripheral, and sympathetic nervous systems collectively. *pedal s.*, see *pedal*. *periph'eral nervous s.*, *systema nervorum periphericum* [BNA]. *portal s.*, the capillaries of the liver carrying venous blood from the portal vein and discharging it through the hepatic vein into the vena cava inferior. *projec'tion s.*, see *projec'tion*. *respi'ratory s.*, apparatus respiratorius [BNA], all the air passages from the nose to the pulmonary alveoli. *sympathe'tic nervous s.*, *systema nervorum sympathicum* [BNA]. *uro-gen'i'tal s.*, apparatus urogenitalis [BNA], the external and internal organs of generation together with the kidneys, ureters, and bladder. *uro-poi'e'tic s.*, the organs concerned in the secretion and excretion of urine, viz., the kidneys, the ureters, the bladder, and the urethra. *vas'cular s.*, the blood-vascular and lymphatic systems collectively.

sys'te'ma [G.] *System*. *s. nervo'r'um centra'le*, the central nervous system, comprising the brain and spinal cord. *s. nervo'r'um peripher'icum*, the peripheral nervous system, comprising the cerebral, or cranial, and the spinal nerves. *s. nervo'r'um sympath'icum*, sympathetic system of nerves, trisplanchnic or vegetative system; a collection of nerve ganglia arranged on either side of and anterior to the vertebral column, connected with each other by longitudinal and transverse nerve-fibers and also with the cerebrospinal nerves by the *rami communicantes*; these ganglia and their connecting nerve cords form the *truncus sympathicus*, sympathetic trunk, and the ganglia are distinguished as the *ganglia trunci sympathici*, ganglia of the sympathetic trunk. The sympathetic nerves, non-medullated and of a grayish color, arise from the ganglia of the trunk and pass to the viscera and blood-vessels, being broken up, however, before distribution into numerous plexuses (*plexus sympathici*) situated in great part on the arteries; in these plexuses are other ganglia called *ganglia plexuum sympathicorum*, ganglia of the sympathetic plexuses, from which new nerve-fibers arise. The sympathetic system supplies the non-striated muscular system (visceral and arterial) and also regulates in great part glandular activity; its nerve cords convey fibers to the viscera from the cerebrospinal system and also transmit afferent fibers from the viscera to the cerebrospinal centers, thus bringing the organic or vegetative processes more or less under the control of sentient and voluntary nervous action. *s. nervo'r'um vegetat'ivum*, *s. nervorum sympathicum* [BNA].

sys'tem-diseas'es. Degenerative diseases of the

spinal cord, limited to certain definite tracts, distinguished from those marked by transverse lesions; in the *combined system-diseases*, several tracts are simultaneously affected.

systemat'ic. Relating to a system in any sense; arranged according to a system. *s. anat'omy*, descriptive anatomy.

sys'tematize. To arrange according to a system; to classify.

system'ic. Relating to a system; specifically somatic, relating to the entire organism as distinguished from any of its individual parts. *s. circula'tion*, see *circulation*. *s. death*, somatic death.

sys'temoid [G. *systema* + *eidos*, resemblance.] Resembling a system; noting a tumor of complex structure resembling an organ.

systole (sis'tô-le) [G. *systolê*, a contracting.] The rhythmical contraction of the heart, especially of the ventricles, by which the blood is driven through the aorta and pulmonary artery to traverse the systemic and pulmonary circulations, respectively; its occurrence is indicated physically by the first sound of the heart heard on auscultation, by the apex beat felt in the fifth intercostal space to the left of the sternum, and by the swelling of the pulse. *abort'ed s.*, a loss of the systolic beat in the radial pulse through weakness of the ventricular contraction or mitral regurgitation. *arte'rial s.*, the contraction of an artery following its dilatation by the pulse wave. *extra s.*, a premature contraction of the heart or one of its chambers in response to a stimulus from some unusual point, the fundamental or sinus rhythm of the organ being maintained. *s. alter'nans*, hemisystole.

systol'ic. Relating to, or occurring at the time of the cardiac systole.

systolom'eter [G. *systolê* + *metron*, measure.] 1. An apparatus for determining the force of the cardiac contraction. 2. An instrument for analyzing the sounds of the heart.

systemm'a [G. anything twisted.] A muscular cramp in the calf of the leg, the contracted muscles forming a hard ball.

syzygial (si-zij'î-al). Relating to a syzygium.

syzygium (si-zij'î-um) [G. *syzygos*, yoked.] 1. The conjugation of certain protozoans. 2. The partial fusion of two parts or organs, each, however, remaining distinct. 3. Jambul.

syz'gy. Syzygium (1 and 2).

Szabo's test (sah'bo). For hydrochloric acid: a liquid containing hydrochloric acid will turn a brownish red or yellow color on the addition of a mixture of sodioferric tartrate and ammonium sulphocyanide.

T

T. Abbreviation for tension. **T+**, increased tension; **T-**, diminished tension.

t. Abbreviation for temporal.

TA. See *alkaline tuberculin*.*

tabaco'sis [L. *tabacum*, tobacco.] Chronic tobacco poisoning, especially the occupational disease from inhaling the dust in cigar and tobacco factories.

tabac'um [L.] Tobacco,* the plant *Nicotiana tabacum*.

tab'anid. A gadfly.

Tabanus [L. a gadfly.] A genus of biting flies, gadflies, horse-flies, breeze-flies; several of the species are believed to transmit trypanosomes.

tabardillo (tab-ar-dil'yo). The Mexican term for the typhus fever of that country, matlazahuatl.

tabasheer (tab-ā-shēr') [Hindu word.] An excretion found at the joints of the bamboo in India and Brazil, employed as a tonic and cough remedy.

tabatière (tā-bā-te-air') [Fr. snuffbox.] The hollow at the base of the metacarpal bone of the thumb when the digit is extended; it is formed by the prominence on either side of the tendons of the extensor primi and extensor secundi internodii pollicis muscles (musculus extensor pollicis brevis and musculus extensor pollicis longus [BNA]).

tabby-cat striation. Tigroid* striation.

tabefaction (ta-be-fak'shun) [L. *tabefacere*, to melt.]

Tabescence, emaciation, atrophy, tabes.

tabell'a. [L. dim. of *tabula*, tablet.] A medicated tablet or lozenge.

tabes (ta'bēs) [L. a wasting away.] Progressive wasting or emaciation, phthisis; usually signifying tabes dorsalis. **t. diabēt'ica**, diabetic neuritis, especially of the motor nerves of the lower extremities, marked by muscular atrophy and a step-page gait. **t. dors'al'is**, locomotor ataxia, posterior spinal sclerosis, a chronic progressive sclerosis of the posterior spinal ganglia and roots, the posterior columns of the spinal cord, and the peripheral nerves; the symptoms are ataxia, or muscular incoordination, anesthesia, neuralgia, lancinating pains, visceral crises, and muscular atrophy; atrophy of the optic nerve is not uncommon, trophic disorders of the joints (arthropathies) are frequent, and paralysis is a late symptom; the disease begins usually in middle life and is often, if not always, a sequel of syphilis. **t. heredit'aria**, Friedreich's,* or hereditary, ataxia. **t. mesenter'ica**, tuberculosis of the mesenteric and retroperitoneal lymph-nodes. **t. spasmod'ica**, Little's* disease.

tabescent (ta-bes'ent) [L. *tabescere*, to waste away.] Progressively emaciating, tabetic, phthisical.

tabet'ic. Relating to or suffering from tabes, especially tabes dorsalis.

tabet'iform [L. *tabes* (tabet-), a wasting, + *forma*, form.] Resembling tabes dorsalis.

tab'ic. Tabetic.

tab'id. Tabetic, tabic; emaciating, wasting away.

tab'lature [L. *tabula*, table.] The state of division of the cranial bones into two plates separated by the diploë.

tab'le [L. *tabula*.] 1. One of the two plates or laminae, separated by the diploë, into which the cranial bones are divided. 2. An arrangement of the data of a clinical history, the steps of an experi-

ment, etc., in parallel columns, showing all the essential facts in a readily appreciable form. **t. The occlusal or grinding surface of the tooth of a horse.** **American Experience t.**, a table, based upon the statistics of a number of American life insurance companies, showing the mortality rates of the insured, and serving as a basis for the determination of the expectation of life at different ages. **Carlisle t.**, a mortality table, similar to the American experience t., based upon the statistics for a number of years of Carlisle, England. **Combined Experience t.**, a mortality table similar to the American and the Carlisle table, based upon the statistics of a large number of life insurance companies. **exam'ining t.**, a table, in which the patient lies during a gynecological or other medical examination. **Gill's t.**, said to be the first American mortality table; it was not, however, on English statistics, being a sort of composite of the Carlisle, the Healthy English Lives, and other tables. **Healthy English Lives t.**, a mortality table constructed by Dr. Farr, based upon the statistics of certain districts in England in which the annual mortality was 17 per cent or less. **Northampton t.**, a mortality table constructed in the 18th century from the statistics of baptisms and funerals of the churches of Northampton; owing to the error of regarding the number of baptisms the same as the number of births the table is inaccurate, the life expectancy being too low. **operating t.**, a table on which a patient lies during a surgical operation. **retro'neous t.**, the inner table of one of the cranial bones; it is more compact and harder than the outer table.

ta'blespoon. A large spoon, used as a measure of the dose of a medicine, equivalent to about 1 fluidram or $\frac{1}{2}$ fluidounce.

tab'let [Fr. *tablette*, dim. of L. *tabula*, table.] A small disc, usually of sugar of milk, impregnated with a tincture or other fluid form of some medication (*tablet saturate*), or containing a finely powdered drug incorporated with it (*tablet triturate*); each tablet contains a dose, or a fraction of a dose, of the remedy, and is taken usually or dissolved in water and administered hypodermically.

tab'loid [tablet + G. *eidos*, resemblance.] The name of a special make of tablet.

ta'bopar'esis. A condition in which the symptoms of tabes dorsalis and general paresis are associated.

tabophobia (ta-bo-fo'bi-ah) [L. *tabes* + G. *phobos*, fear.] Ataxophobia.

tab'ular [L. *tabula*, table.] 1. Laminar, tabular. 2. Arranged in the form of a table (s).

tab'ule. Tablet.

tab'about [a native name.] A gall formed on the Indian tamarisk, furnishing tannic acid.

tacamahaca (tah-kah-mah-hah'kah) [SA. Indian name.] A gum-resin from several South American trees; used internally as a pectoral, and externally in plasters for rheumatic pains.

tache (tash) [Fr. spot.] A macule, a freckle, a circumscribed discoloration of the skin or mucous membrane. **t. blanche** (blanche), or

spot, macula* albida. *t. bleuâtre* (blé-atr'), blue spot, macula* cærulea. *t. cérébrale* (sa-ra-bral'), meningitic streak.* *t. laiteuse* (la-téz'), milk spot, macula* albida. *t. méningéale* (ma-nā-sha-al'), meningitic streak.* *t. spinale* (spe-nal'), a trophic bulla forming on the skin in certain cases of disease of the spinal cord.

tachometer (tak-e-om'e-ter). Tachometer.

tachiol (tak'ī-ol). A trade name for silver fluoride; said to be powerfully germicidal in solutions of 1-100,000 or even weaker.

tachistoscope (tā-kis'to-skōp) [G. *tachistos*, very rapid, + *skopō*, I examine.] An instrument employed in experimental optics to determine the shortest exposure capable of making a conscious impression on the retina; it is on the plan of the movable shutter employed in photography.

tachometer (tā-kom'e-ter) [G. *tachos*, speed, + *metron*, measure.] An instrument for measuring the rapidity of the blood-current, hemotachometer.

tachycardia (tak-e-kar'dī-ah) [G. *tachys*, quick, + *kardia*, heart.] Very rapid action of the heart, heart-hurry. *essen'tial* t., persistent rapid action of the heart due to no discoverable organic lesion. *paroxys'mal* t., recurrent attacks of rapid heart-action, with normal intervals. *t. exophthal'mica*, the rapid heart-action occurring as one of the symptoms of exophthalmic goiter.

tachycardiac. Relating to or suffering from excessively rapid action of the heart.

tachymeter (tā-kim'e-ter) [G. *tachys*, swift, + *metron*, measure.] An instrument for determining the rapidity of motion of any object; tachometer.

tachyphagia (tak-ī-fa'jī-ah) [G. *tachys*, rapid, + *phagō*, I eat.] Rapid eating, bolting of food.

tachyphrasia (tak-ī-fra'zī-ah) [G. *tachys*, rapid, + *phrasis*, speaking.] Very rapid speech.

tachyphrenia (tak-ī-fre'nī-ah) [G. *tachys*, rapid, + *phrēn*, mind.] Rapidity of the mental processes.

tachypnea, **tachypnoea** (tak-ī-pne'ah) [G. *tachys*, rapid, + *pnoē* (*pnoiē*), breathing.] Very rapid breathing.

taco'sis. Tecosis.

tactile (tak'til) [L. *tactilis*; *tactus*, touch.] Relating to touch or to the sense of touch. *t. cell*, one of the cells, either single or compound, in which a sensory nerve-fibril terminates. *t. cor'puscle*, corpusculum* *tactus*. *t. eleva'tion*, torulus *tactilis*. *t. disc*, *t. meniscus*. *t. hair*, a hair having the function of an end-organ, as one of a cat's whiskers. *t. menis'cus*, a discoid expansion of the axis-cylinder of a sensory nerve in the epidermis. *t. papil'la*, one of the papillæ of the skin containing a t. cell or corpuscle.

taction (tak'shun) [L. *tactio*; *tangere*, to touch.] 1. The sense of touch. 2. The act of touching.

tactom'eter [L. *tactus*, touch, + G. *metron*, measure.] Esthesiometer.

tac'tor [L. one who or that which touches.] A tactile end-organ.

tac'tual. Relating to or caused by touch.

tac'tus [L.] Touch, the sense of touch. *t. erudi'tus* [L. skilled], the trained sense of touch in a diagnostician or obstetrician. *t. exper'tus* [L. experienced], t. eruditus.

tæ'dium [L.] Weariness, loathing. *t. vi'tæ*, weariness of life.

tænia, **tænia** (te'nī-ah) [G. *tainia*, band, tape.] 1. Any anatomical band-like structure. 2. A tapeworm. *t. acus'tica*, pl. *tæniæ acusticæ*, stria* medullaris [BNA]. *t. chorioid'ea*, the border of the chorioid plexus in the lateral ventricles. *t. col'i*, t. of

Valsalva, one of the three bands in which the longitudinal muscular fibers of the large intestine, except the rectum, are collected; these are called respectively: *t. mesocolica*, situated at the place corresponding to the mesenteric insertion, *t. libera*, free band, opposite the mesocolic band, and *t. omentalis* at the place corresponding to the site of adhesion of the omentum to the transverse colon. *t. fim'brise*, tenia of the fimbria, the torn edge of the fimbria hippocampi after removal of the chorioid plexus. *t. for'nix*, tenia of the fornix, the slightly dentated lateral border of each crus (anterior pillar) of the fornix. *t. hippocam'pi*, corpus fimbriatum., *t. lib'era*, see *t. coli*. *t. medulla'ris*, stria medullaris (1). *t. mesocol'ica*, see *t. coli*. *t. nervo'sa*, Gasserian* ganglion. *t. omenta'lis*, see *t. coli*. *t. pontis*, a band of white fibers detached from the anterior edge of the pons Varolii on either side looping over the cerebellar peduncle and lateral lemniscus. *t. pylo'ri*, one of the thickened bands of the gastric muscle running longitudinally on the anterior and posterior aspects of the pylorus. *t. semi-circula'ris*, semicircular tenia, stria* terminalis [BNA]. *t. tec'ta*, stria longitudinalis lateralis. *t. termina'lis*, a broad muscular band in the roof of the right cardiac atrium, contraction of which closes the mouths of the venæ cavæ during the auricular systole. *t. thal'ami*, tenia of the thalamus, thalamic tenia, the sharp edge or angle between the superior and inner or medial surfaces of the thalamus on either side; to it is attached the epithelial lamina forming the lining of the roof of the third ventricle. *t. ventric'uli quar'ti*, tænia of the fourth ventricle, the line of junction of the epithelial portion of the roof with the nerve substance. *t. ventric'uli ter'tii*, stria medullaris.

Tæ'nia, **Tæ'nia** [G. *tainia*, a ribbon.] A genus of *Cestoda* or tapeworms. It formerly embraced most of the tapeworms, but is now restricted to a few species. *T. ægyp'tica*, *T. nana*. *T. africa'na*, a tapeworm found in native Africans, the cysticercus of which is unknown. *T. arma'ta*, *T. solium*. *T. confu'sa*, a rare tapeworm, the cysticercus of which is unknown. *T. cucumeri'na*, *Dipylidium caninum*. *T. cucurbiti'na*, *T. solium*. *T. demerarien'sis*, *Davainea madagascariensis*. *T. denta'ta*, *T. solium*. *T. diminu'ta*, *Hymenolepis diminuta*. *T. echinococc'us*, a small tapeworm of the dog, the eggs of which, when ingested, cause echinococcus disease in man. *T. ellip'tica*, *Dipylidium caninum*. *T. iner'mis*, *T. saginata*. *T. lata*, *T. saginata*, *Dibothriocephalus latus*. *T. madagascarien'sis*, *Davainea madagascariensis*. *T. min'ima*, *T. nana*. *T. muri'na*, *T. nana*. *T. na'na*, *Hymenolepis nana*. *T. echinoccus* of dogs. *T. pellu'cida*, *T. solium*. *T. sagina'ta*, beef tapeworm, derived from *Cysticercus bovis* by eating the insufficiently cooked flesh of an infested ox. *T. so'lum*, pork tapeworm, a common tapeworm in man acquired by eating insufficiently cooked pork infested with *Cysticercus cellulosæ*, mealy pork. *T. vulga'ris*, *T. solium*.

tæ'niacide, **tæ'niafuge**, etc. See *teniicide*, *teniafuge*, etc.

tæni'ola cine'rea [L. dim. of *tænia*, ribbon; *cine'reus*, ashen, gray.] A thin ridge of gray matter on the floor of the fourth ventricle of the brain to the outer side of the stria medullares.

Tæniorhynchus (te-ni-o-rin'kus) [G. *tainia*, band, + *rhynchos*, snout.] A genus of mosquitos; also a species of the genus *Ochlerotatus*.

Taenzer's stain (tents'er). An orcein solution used for staining elastic tissue.

T.A.F. Abbreviation of the German Tuberculin Albumose frei, albumose-free tuberculin, employed in place of old tuberculin for the subcutaneous test.

Tagetes (ta-je'téz) [*Tages*, an Etruscan god.] A genus of composite plants, two species of which, *T. erecta* and *T. patula*, are sometimes used as substitutes for calendula.*

Tagliacotian (tal-yah-ko'shyan). Referring to Gaspare *Tagliacozzi*, Italian surgeon in Bologna, 1546-1599. *T. meth'od* or *opera'tion*, a plastic operation in which the skin flap is taken from a distant part; especially rhinoplasty in which the new nose is fashioned from the forearm which is bound firmly to the face until the flap is so united to the face that its union with the forearm can be severed.

tag'ma [G. a brigade of soldiers.] A molecular group; the smallest indivisible particle of protoplasm.

tail [A.S. *tael*.] 1. Cauda, the posterior free extremity of the spinal column in an animal. 2. Any tail-like structure. *t. bone*, coccyx. *t. fold*, an embryonic fold in which is developed the *t. gut*. *t. gut*, the portion of the archenteron in the caudal extremity of the embryo. *t. sheath*, the protoplasmic envelope of the tail of a spermatozoon.

tail'or's cramp. A spasmodic neurosis of the muscles of the forearm and hand, sometimes affecting tailors, analogous to writer's cramp; the same as seamstress's spasm. *t.'s muscle*, *musculus sartorius*. *t.'s spasm*, *t.'s cramp*.

Tait's knot [Lawson *Tait*, English gynecologist, 1845-1899.] Staffordshire knot, a ligature for the pedicle of an ovarian tumor, see under *knot*. *T.'s law*, an exploratory laparotomy should be performed in every case of obscure pelvic or abdominal disease which threatens health or life. *T.'s opera'tion*, perineorrhaphy.

ta'ka-di'astase [after Jokichi *Takamine*, Japanese chemist, resident in New York, *1853.] Trade name of a digestive ferment for starches, obtained from *Aspergillus oryzae* (a fungus of the koji-yeast used in making rice-wine) grown on sterilized bran.

tala'gia [L. *talus*, heel, + G. *algos*, pain.] Pain in the heel, pteralgia.

talc, **tal'cum** [Ar. *talq*.] (U.S.) Soapstone, native hydrous magnesium silicate. **talcum purifica'tum** (U.S.), purified talc, prepared by boiling powdered talc with hydrochloric acid in water; used in pharmacy as a filter, and also employed as a dusting powder and in many cosmetic preparations.

Taliaco'tian opera'tion. See *Tagliacotian*.

tal'iped. 1. Clubfooted. 2. One who has a clubfoot.

taliped'ic. Clubfooted, taliped (1).

talipes (tal'i-péz) [L. *talus*, heel, ankle, + *pes*, foot.] 1. Pes, or talipes, calcaneus. 2. Clubfoot in general, cyllosis. *t. arcua'tus*, *t. cavus*. *t. calca'neo-valgus*, *t. calcaneus* and *t. valgus* combined. *t. calca'neova'rus*, *t. calcaneus* and *t. varus* combined. *t. calca'neus*, permanent dorsal flexion of the foot, so that the weight of the body rests on the heel only. *t. cavus*, hollow foot, an exaggeration of the normal arch of the foot. *t. equi'novalgus*, *t. equinus* and *t. valgus* combined. *t. equi'novar'us*, *t. equinus* and *t. varus* combined. *t. equi'nus*, permanent extension of the foot so that only the ball rests on the ground; it is commonly combined with *t. varus*. *t. per-*

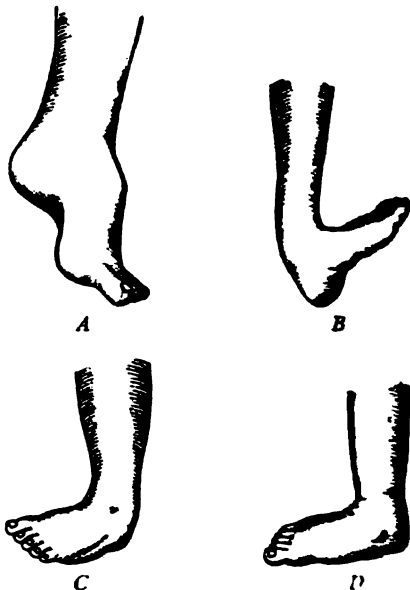
ca'vus, an extreme degree of *t. cavus*. *t. plano-valgus*, *t. valgus*. *t. planus*, flat-foot, splay-foot, a condition in which the arch of the foot is broken down, the entire sole touching the ground. *t. spasmod'icus*, a temporary distortion of the foot, usually *t. equinus*, due to muscular spasm. *t. valgus*, permanent eversion of the foot, the inner side alone of the sole resting on the ground; it is usually combined with a breaking down of the plantar arch. *t. varus*, inversion of the foot, the outer side of the sole only touching the ground; there is usually more or less *t. equinus* associated with it, and often *t. cavus*.

talipom'anus [L. *talipes* + *manus*, hand.] Club-hand; a permanent distortion of the hand analogous in its varieties to talipes.

Tal'lerman appara'tus [Lewis A. *Tallerman*, Eng.: inventor, contemporary.] An apparatus by which one extremity or the trunk can be enclosed and submitted to dry air of a high temperature used in the treatment of chronic rheumatism as other affections.

Talley's Springs, Virginia. The waters contain lithia, sulphur, and iron.

tall'ow. The harder fat of ruminants, especially of the sheep and the ox; suet, sebum.* **veg'etable t.**, a hard fat from various plant substances, especially the fruit-pulp of the Chinese plant, *Sapium sebiferum*, consisting chiefly of palmitin.



TALIPES.
Equinus; B, calcaneus; C, varus; D, valgus

Tallqvist's hemoglo'bin-scale (tahl'kvist). [Theodor Waldemar *Tallqvist*, Finnish physician, contemporary.] A chromolithograph of graduated blood tints showing the varying color of samples of blood containing from 10 to 100 per cent. of the normal content of hemoglobin. A piece of filter-paper is moistened with a drop of the blood to be examined and its color is then compared with those of the scale, the corresponding tint on the scale indicating the percentage of hemoglobin. Digitized by Google

Tal'ma's disease' [Sape *Talma*, Dutch physician, *1847.] Myotonia acquisita. *T.'s epore'nia*, a

modified Drummond*-Morrison operation for the relief of ascites.

talocalcaneal, talocalcanean (ta-lo-kal-ka'ne-al, ta-lo-kal-ka'ne-an). Relating to the talus, or astragalus, and the calcaneus, or os calcis; noting the joint between the bones and also the ligaments connecting them.

talocru'al. Relating to the talus and the bones of the leg; noting the ankle-joint.

talofib'ular. Relating to the talus and the fibula; noting the anterior and posterior fasciculi of the external lateral ligament of the ankle attached to the malleolus and the talus, ligamentum talofibulare anterius et posterius [BNA].

tal'on [L. *talo*, claw of a bird.] A low cusp of a tooth; the posterior part or heel of a molar tooth.

talonavic'ular. Relating to the talus and the os naviculare or scaphoid bone of the tarsus; noting the ligamentum talonaviculare [BNA], or superior astragalonavicular ligament.

taloscaph'oid. Talonavicular.

talotib'ial. Relating to the talus and the tibia; noting the articulation between the two bones and also that portion of the deltoid ligament of the ankle which is attached to the talus and the internal malleolus.

tal'pa [L. a mole (the animal).] A wen.

ta'tus, gen. *ta'li* [L. one of a set of dice.] [BNA] Ankle-bone, astragalus; the bone of the foot which articulates with the tibia and fibula to form the ankle-joint.

tam'a [L.] Edema of the feet and legs.

tam'arac. Native Indian name of the American or black larch, *Larix americana*, the bark of which is reputed to be alterative and tonic in doses of $\text{M}20\text{--}40$ (1.3-2.5) of a fluidextract.

tam'arind, tamarin'dus (U.S., Br.). The pulp of the fruit of *Tamarindus indica*, a large tree of India; mildly axative in doses of $\text{J}3\text{--}4$ (8.0-16.0).

tamar indien (tâ-mar" an-dyan') [Fr. tamarind.] A laxative fruit confection containing tamarind, senna, and flavoring substances.

tambour (tahm-boor') [Fr. drum.] The recording part of a graphic apparatus, such as a sphygmograph, consisting of a membrane stretched across the open end of a cylinder and the recording stile attached to it.

tam'pan [native name.] *Ornithodoros moubata*.

tam'picin. A resin from *Ipomoea simulans*, Tampico jelaip; laxative in small doses, purgative in large ones.

tam'pon. 1. A cylinder or ball of cotton-wool, gauze, or other loose substance; employed as a plug in a canal or cavity to restrain hemorrhage, absorb secretions, or maintain a displaced organ, such as the uterus, in position. 2. To insert a tampon, to plug a canal with gauze, cotton-wool, or other substance.

tamponade', tam'ponage. The insertion of a tampon.

tam'poning, tampon'ment. The act of inserting a tampon.

ta'mus. Black bryony, the rhizome and seeds of *Tamus communis*, a plant of the Mediterranean region; diuretic and cathartic.

tan. Sunburn, pigmentation of the skin from exposure to the actinic rays of the sun or electric light.

tanace'tol, tanace'tone. A ketone ($\text{C}_{10}\text{H}_{18}\text{O}$) identical with absinthol and thuyol.

tanace'tum [Latinized from *tansy*.] Tansy, bitter-buttons, parsley fern; the flower heads or entire plant, *Tanacetum vulgare*, an aromatic herb of Europe and the neighboring portions of Asia;

carminative, anthelmintic, and emmenagogue in doses of gr. 20-40 (1.3-2.6).

tanghin (tang'gin). A poisonous extract from the seeds of *Tanghinia venenifera*, a tree of Madagascar; it is a cardiac poison, like strophanthus, employed formerly as an ordeal poison.

tangle (tang'gl). Laminaria.

tann'al. A brownish yellow powder employed locally as an astringent; *soluble t.* is aluminum tannotartrate; *insoluble t.*, aluminum tannate.

tannal'bin. Trade name of a compound of tannin and albumin, a brown tasteless powder, containing about 50 per cent. of tannin; employed in diarrhea in dose of gr. $7\frac{1}{2}$ -15 (0.5-1.0). **vet'erinary t.**, employed in doses of $\text{J}5\text{--}8$ (20.0-32.0) for horses and cattle, calves and foals gr. 45-90 (3.0-6.0).

tannal'um. Tannal.

tannase (tan'az). A ferment produced in cultures of *Penicillium glaucum* and found in certain tannin forming plants.

tann'ate. A salt of tannic acid.

tann'ic. Relating to tan (tan-bark) or to tannin. **t. acid** tannin, acidum* tannicum.

tann'igen. Diacetyltannin, acetic ester of tannic acid; trade name of an organic compound of tannin, a yellowish tasteless powder employed locally as an astringent and also internally in diarrhea in doses of gr. 2-7 $\frac{1}{2}$ (0.12-0.5).

tann'in [*tan*, the bark of oak and other trees containing the substance.] Tannic acid.

tannis'mut, tannis'muth. Trade name of a light yellow powder, said to be a bitannate of bismuth; recommended in the treatment of chronic intestinal catarrh in doses of gr. 5-10 (0.3-0.6).

tann'isol. Methylene ditannic acid; a reddish brown powder, employed in diarrhea in doses of 3-6 grains (0.2-0.4).

tannoca'sum. An astringent compound of tannin and casein, used in diarrhea.

tannochloral (tan-o-klo'ral). A compound of chloral hydrate and chloral, astringent and parasiticide; same as captol.

tannochrome (tan-o-kröm). Trade name of a gray powder, insoluble in water, composed of equal portions of resorcinol and chromium bitannate; recommended in eczema and some other skin diseases.

tann'ocol. Trade name of a compound of tannin and gelatin, employed in diarrhea in dose of gr. 15 (1.0).

tann'oform. Methyl ditannin; trade name of a compound of tannin with ferric aldehyde, a reddish white powder; used locally as an astringent and antiseptic, and internally in diarrhea in doses of gr. 3-10 (0.18-0.6).

tannogel'atin. Tannocol.

tannoguaiac'form (tan-o-gwi'ä-form). A compound of guaiacol, tannin, and formaldehyde; an odorless and tasteless powder recommended for its antiseptic and astringent properties in the treatment of intestinal tuberculosis, in doses of gr. 8-15 (0.5-1.0).

tann'on. Hexamethylene tetramine tannin.

tann'opin. Hexamethylene tetramine tannin.

tann'osal. Creosal, creosoti tannas.

tannoth'y'al. Proprietary name of a mixture of tannic acid, formaldehyde, and thymol; employed in diarrhea in doses of 5-15 grains (0.3-1.0).

Tanret's rea'gent (tahñ-ra') [Charles Tanret, French physician, 19th century.] For albumin in the urine: potassium iodide $\text{J}32$, mercuric chloride 1.35, acetic acid 20, water 64; it gives a white precipitate when added to albuminous urine.

Tansini's operation (tahn-se'ne) [Iginio *Tansini*, Italian surgeon, *1855.] 1. An operation for the removal of a cyst of the liver. 2. Amputation of the breast with removal of all the skin covering it, the loss being compensated for by a generous flap taken from the back.

tan'sy [G. *athanasia*, immortality.] Tanacetum.

tan'talum. A rare metal seldom seen except as a compound; symbol Ta, atomic weight 181.

tap. 1. To withdraw fluid from a cavity by means of a trocar and cannula or a hollow needle. 2. To strike lightly with the finger or a hammer-like instrument in percussion or to elicit a tendon reflex. 3. A light blow. 4. An East Indian fever of undetermined nature. **front t.**, a quick light blow on the muscles of the front of the leg, causing contraction of the calf muscles in cases of spinal irritability.

tapinocephalic, **tapinocephaly** (tă-pi-no-sē-fal'ik, tă-pi-no-sē-fal'-l). See *tapinocephalic*, *tapinocephaly*.

tape'tum [L. a carpet.] 1. Membrana versicolor of Fielding, a stratum formed by the commissural fibers of the body and upper part of the splenium of the corpus callosum, bending round the lateral ventricle. 2. In botany a cell, or layer of cells, surrounding the archesporium, and becoming absorbed as the spores develop. **t. alve'oli**, alveolar periosteum. **t. cellul'um**, **t. chorioid'ea**, **t. lucidum**, an iridescent layer in the choroid coat of the eye in certain of the carnivorous animals, giving the shining appearance seen in the cat's eyes in the dark. **t. corporis callo'ali**, a band of white fibers passing from the corpus callosum to the temporal lobe over the middle cornu of the lateral ventricle. **t. fibro'sum**, a layer of wavy connective-tissue fibers in the choroid coat of the eye of grazing animals, giving a metallic hue to the eye. **t. lu'cidum**, **t. cellul'um**. **t. nigrum**, **t. oc'uli**, the pigment layer of the retina. **t. ventric'uli**, a bundle of white fibers running from the cortex of the frontal lobe to that of the occipital lobe.

tapeworm. *Tænia*, an intestinal parasite, consisting of a head, or scolex, by which the worm is attached to the wall of the intestine, and several, usually a large number of, segments (proglottides) containing the reproductive organs. The ovum, entering the intestine of man or one of the lower animals is there hatched and the embryo, carried to the tissues by the blood stream, develops into an hydatid or cysticercus. The cysticercus, when ingested, becomes in the intestine the mature tapeworm. **armed t.**, *Tænia solium*, pork tapeworm. **beef t.**, *Tænia saginata*. **broad t.**, Swiss **t.**, *Bothriocephalus latus*. **dog t.**, *Tænia echinococcus*. **dwarf t.**, *Hymenolepis nana*. **hookless t.**, *Tænia saginata* or *T. mediocanellata*. **hydat'id t.**, **dog t.**, *Tænia echinococcus*. **pork t.**, **armed t.**, **sol'itary t.**, **armed t.**, *Tænia solium*. **Swiss t.**, **broad t.** **unarmed t.**, **hookless t.**

taphoph'bia [G. *taphos*, a funeral, the grave, + *phobos*, fear.] An extreme fear of being buried alive.

taph'osote. Trade name of creosote tannophosphate, recommended in pulmonary tuberculosis.

Tapia's syn'drome (tah'pe-ah). Unilateral paralysis of the larynx and the tongue, without involvement of the velum palati.

tapinocephal'ic. Having a low flat head; relating to tapinocephaly.

tapinocephaly (tă-pi-no-sē-fal'-l) [G. *tapinos*, low, + *kephalē*, head.] A condition of flat head in which

the skull has a vertical index below 72; similar to chamecephaly.

tapio'ca. Cassava starch, *amylum manihot*, a starch from the root of *Jatropha manihot* and other species of *J.*, plants of tropical America.

ta'pir-mouth. Atrophy of the orbicularis oris muscle with thickening and separation of the lips, the upper slightly overhanging, suggesting a tapir's snout; it occurs in facioscapulohumeral muscular atrophy.

ta'piroid [G. *eidos*, resemblance.] Resembling a tapir's snout, a term sometimes applied to an elongated cervix uteri.

tapotage (tă-pū-tazh). A loose cough excited in certain pulmonary diseases by strong percussion in the supraclavicular space.

tapotement (tă-put-moh') [Fr.] A massage movement consisting in striking with the side of the hand, usually with partly flexed fingers.

tapp'ing. 1. Tapotement. 2. Thoracentesis, puncture, etc.

tap'root. In botany, a continuation of the radicle of the embryo, forming the main descending root of the plant.

tar. A thick, semisolid, blackish brown mass, of complex composition, obtained by the destructive distillation of the wood of various species of pine; **pix* liquida**. **beechwood t.**, **oleum tap.**, a thick oily liquid of dark brown color and odor of creosote; largely employed as a source of creosote. **birch t.**, **oleum rusci**. **coal-t.**, a thick tarry liquid formed in the distillation of coal gas; it is the source of aniline, benzene, and many valuable substances, among them a number of the synthetic drug compounds. **t. acne**, **acne artificials**. **t. camphor**, **naphthalin**. **t. mixture**, **mixture de picis** (N.F.). **t. ointment**, **unguentum picis liquidæ** (U.S.P.). **t. syrup**, **syrupus picis liquidæ** (U.S.P.). **t. water**, **water slightly impregnated with tar**. **t. wine**, **vinum picis** (N.F.).

tar'antism. Dancing mania of Italy, popularly supposed to be caused by the bite of a tarantula.

tarant'ula. One of a number of poisonous spiders around the shores of the Mediterranean and a tropical and subtropical America. **t. cubensis**, a tincture made from the live Cuban tarantula employed in homeopathic practice in the treatment of carbuncles, felons, and malignant diphtheria, in doses of the 6th to 30th potency.

Tarasp-Schuls, Switzerland (tar'ahsp-shools). Alkaline-saline, and chalybeate-carbonated warm Cold. Various springs. Used by drinking and bathing in gastralgia, gastroenteric catarrh, chronic constipation, obesity, disorders of nutrition, anemia, hemorrhoids, gallstones, chronic diarrhea, hepatic disorders, gouty and uric acid conditions, diabetes, gravel, renal catarrh, and catarrhal disorders of the respiratory organs. June 1 to October.

taraxacerin (tar-aks-as'er-in). A white waxy substance, $C_7H_{11}O$, obtained from taraxacum.

tarax'acin. A bitter principle from taraxacum.

tarax'acum [derivation uncertain.] (U.S.) The dried root of *Taraxacum officinale*, a wild plant of wide distribution throughout the temperate regions of the northern hemisphere; tonic, laxative, and an hepatic stimulant in doses of 3r- (4.0-12.0).

tar'hagan plague. Bubonic plague endemic in Eastern Siberia and Mongolia, so called because it attacks a species of rodent resembling a marmot, the local name of which is *tarhagan*.

Tardieu's ecchymoses (tar-de-ē') [Auguste Ambroise Tardieu, French physician, 1814-1879.]

Subpleural and subpericardial ecchymoses observed in the bodies of persons who have been strangled; the same as Bayard's* ecchymoses, occurring, however, in adults.

tare. In commerce, an allowance made for the weight of a box or other vessel containing the goods; hence, in chemistry, a control vessel kept by the side of, and exposed to the same influences as, the vessel holding the compounds under examination or treatment, used as a basis of comparison in weighing the crucible or other vessel containing the compound.

tar'entism. Tarantism.

tarantula. Tarantula.

tar'get [It. *targhetta*, a small shield.] In the ophthalmometer, the same as *miro*.

Tarin's fas'cia (tā-ran') [Pierre *Tarin*, French anatomist, 1725-1761.] Fascia dentata. T.'s *fora'men*, hiatus Fallopii. T.'s *fos'sa*, fossa interpeduncularis. T.'s *space*, forus Tarini, substantia* perforata posterior. T.'s *te'nia*, ténia semicircularis, stria* terminalis. T.'s *valve*, velum medullare posterius.

Tarnier's for'ceps (tar-ne-a') [Etienne Stéphane *Tarnier*, French obstetrician, 1828-1897.] Axis-traction forceps.* T.'s *sign* of coming abortion, straightening out of the angle between the upper and lower uterine segments.

tarsadenitis (tar-sad-en-i'(e')tis) [G. *tarsos*, tarsus, + *adēn*, gland, + *-itis*.] Inflammation of the tarsal borders of the eyelids and of the Meibomian glands.

tar'sal. Relating to a tarsus in any sense. **t. bones**, see *tarsus*. **t. cartilages**, t. plates. **t. cyst**, chalazion. **t. glands**, Meibomian glands, glandulae tarsales [BNA]. **t. lig'aments**, ligamentum palpebrale mediale [BNA] (*internal*), and raphe palpebralis lateralis [BNA] (*external*). **t. plates**, tarsus superior and tarsus inferior [BNA].

tarsale, pl. *tarsalia* (tar-sa'le) [L.] Any tarsal bone.

tarsalgia [G. *tarsos*, tarsus, + *algos*, pain.] Policeman's disease, podalgia; pain in the tarsus due usually to incipient flat-foot or to an abnormal shortening of the tendo Achillis.

tarsal'is. Musculus* tarsalis.

tarsoc'tomy [G. *tarsos*, tarsus, + *ektomē*, excision.] Excision of the tarsus of the foot or of a segment of the tarsus of an eyelid.

tarsoc'topia, **tarsoc'topy** [G. *tarsos*, tarsus, + *ek*, out of, + *topos*, place.] Subluxation of one or more tarsal bones.

tar'sen [G. *tarsos*, tarsus, + *en*, in.] Within the tarsus; relating to the tarsus independent of other structures.

taritis (tar-i'(se')tis). 1. Inflammation of the tarsus of the foot. 2. Inflammation of the tarsal border of an eyelid, marginal blepharitis.

tarsochiloplasty (tar-so-chi'lo-plas-ti) [G. *tarsos*, tarsus, + *cheilos*, lip, + *plassō*, I form.] Reparative or plastic surgery of the borders of the eyelids, marginal blepharoplasty.

tarsocla'sia, **tarsoc'lasia** [G. *tarsos*, tarsus, + *klasis*, a breaking.] Instrumental fracture of the tarsus, for the correction of club-foot.

tarsomala'cia [G. *tarsos*, tarsus, + *malakia*, softness.] Softening of the tarsal cartilages of the eyelids.

tarsometatar'sal. Relating to the tarsal and metatarsal bones; noting the articulations between the two sets of bones, and the ligaments in relation thereto.

tarsio-or'bial. Relating to the eyelids and the orbit. **tarsophalangeal** (tar-so-fa-lan'je-al). Relating to the tarsus and the phalanges. **t. re'flex**, extension

of all the toes except the first, when the outer part of the tarsus is tapped; in certain cerebral diseases the reverse takes place, the toes being flexed.

tarsophy'ma [G. *tarsos*, tarsus, + *phyma*, a tumor, boil.] A tumor of the tarsal border of the eyelid; hordeolum, or sty.

tarsopla'sia, **tar'soplasty** [G. *tarsos*, tarsus, + *plassō*, I form.] Blepharoplasty.

tarsopto'sia [G. *tarsos* + *ptōsis*, a falling.] Flat-foot.

tarsor'haphy [G. *tarsos* + *rhaphe*, a stitching.]

An operation for reducing the length of the palpebral fissure by stitching together the margins of the eyelids at the outer canthus.

tarsotar'sal. Midtarsal; referring to the articulation between the two rows of tarsal bones, or Chopart's joint.

tarsotib'ial. Relating to the tarsal bones and the tibia, tibiotarsal, talotibial. **t. amputa'tion**, amputation through the ankle-joint. **t. lig'aments**, tibiotarsal, or talotibial,* ligaments.

tarsot'omy [G. *tarsos*, tarsus, + *tomē*, incision.]

1. Incision of the tarsal cartilage of an eyelid.

2. Any operation upon the tarsus of the foot.

tar'sus, gen. and pl. *tar'si* [G. *tarsos*, a wicker-work frame.] 1. The root of the foot, or instep. As a division of the skeleton, the seven bones of the instep, viz., astragalus or talus [BNA], os calcis or calcaneus [BNA], scaphoid or naviculare [BNA], three cuneiform, or wedge bones, and the cuboid. 2. The fibrous material giving solidity and form to the edges of the eyelids; it is often called erroneously tarsal cartilage.

tar'tar. 1. Acid potassium tartrate, potassium bitartrate, forming a crust on the interior of wine-casks. 2. A brownish or yellowish brown substance, chiefly calcium phosphate, deposited on the teeth from the saliva. **cream of t.**, potassii bitartras. **sol'uble t.**, potassii tartras. **t. emet'ic**, antimonii et potassii tartras. **t. lithin**, lithium bitartrate.

tartar'ic acid. Acidum* tartaricum.

tartarated (tar'tar-a-ted). Combined with tartar

(1). **t. an'timony**, antimonii et potassii tartras.

t. soda, potassii et sodii tartras.

tartariza'tion. The production of the systemic effects of tartar emetic, especially in the treatment of syphilis.

tar'tarized. Tartarated.

tar'tar-lith'in. Trade name of a preparation of lithium bitartrate.

tar'trate. A salt of tartaric acid. **acid t.**, bitartrate, a salt of tartaric acid which contains an acid molecule still capable of combining with a base. **normal t.**, one which contains no uncombined acid molecules.

tar'trated. Tartarated.

taste [It. *tastare*; L. *tangere*, to touch.] 1. To perceive through the medium of the gustatory nerves.

2. The sensation produced by a suitable stimulus applied to the gustatory nerve endings in the tongue. **after t.**, a taste remaining after all the substance producing the original impression has apparently disappeared. **franklin'ic t.**, a sour taste produced by the application of static electricity to the tongue. **organ of t.**, organon gustus [BNA]. **t. bud**, **t. bulb**, calyculus gustatorius [BNA]. **t. cell**, a cell in a t. corpuscle in which the axis-cylinder of the gustatory nerve-fiber ends. **t. corpuscle**, calyculus gustatorius [BNA]. **t. end**, **t. cell**. **t. goblet**, calyculus gustatorius [BNA]. **t. pore**, one of several depressions on the circumference of the vallate papillæ into which the gustatory hairs of the taste-bulbs

project. *t.* ridge, one of the ridges surrounding the vallate papillae of the tongue. volta'ic *t.*, franklinic *t.*

acuteness of, hypergeusia, hypergeusesthesia, dullness of, hypogeusia. having,apid, savory. loss of, ageusia, agueusia, gustatory anesthesia, perversion of, allotriogeusia, parageusia, dysageusia, pseudogeusia. without, tasteless, insipid.

Tate Spring, Tennessee. Saline-calcic-chalybeate waters. One spring. Used by drinking in nervous disorders, insomnia, dyspepsia, liver affections, and chronic metallic poisoning.

tattoo'ing [Tahiti, *tatu*.] Marking the skin with various designs by pricking in an indelible pigment.

tau'rín [L. *taurus*, bull.] 1. A crystallizable substance, $C_2H_5SNO_3$, formed by the decomposition of taurocholic acid. 2. An unmodified virulent tuberculous virus; see *bovovaccine*.

taurocholate (taw-ro-ko'lát). A salt of taurocholic acid.

taurocholic acid (taw-ro-ko'lik as'id) [G. *tauros*, bull, + *cholê*, bile.] One of the two organic acids in bile, $C_{24}H_{44}NSO_6$; by hydrolysis it forms cholic acid and taurin.

tautomenial (taw-to-me'ní-al) [G. *tautos*, the same, + *mên*, month.] Relating to the same menstrual period.

tautomer (taw-tom'er-al). Tautomeric (1).

tautomeric (taw-to-mer'ik) [G. *tautos*, the same, + *meros*, part.] 1. Relating to the same part; noting certain nerve-fibers on the same side of the spinal cord in which are the nerve-cells from which they originate. 2. Relating to or marked by tautomerism.

tautomerism (taw-tom'er-izm) [G. *tautos*, the same, + *meros*, part.] The power of a chemical compound of reacting in different ways as if it were two or more distinct substances.

Tawara's node (tah-vah'rah) [*Tawara*, Japanese physician, contemporary.] A node near the coronary sinus in the right atrium, from which starts the bundle of His.

tax'ine. A crystalline alkaloid from the leaves, seeds, and bark of several species of *Taxus*, or yew; is said to be serviceable in epilepsy.

tax'is [G. arrangement, order.] 1. Reduction of a hernia or of a dislocation of any part by means of manipulation. 2. Systematic classification or orderly arrangement. 3. Tropism, the reaction of protoplasm to a stimulus, by virtue of which animals and plants are led to move or act in certain definite ways in relation to their environment; the various kinds of taxis are designated by prefixing a word noting the stimulus governing them; see chemotaxis, electrotaxis, thermotaxis, etc. A taxis is *positive* when the body is attracted toward the stimulus, *negative* when it is repelled by it. *bipo'lar t.*, the reposition of a retroverted uterus by making traction on the cervix in the vagina, and pushing up the fundus by the finger in the rectum.

Taxo'dium [G. *taxos*, yew, + *eidōs*, resemblance.] A genus of coniferous trees, cypress. The leaves and cones are said to be diuretic.

taxol'ogy [G. *taxis*, order, + *-logia*.] Taxonomy.

taxonom'ic. Relating to taxonomy or the science of classification.

taxon'omy [G. *taxis*, order, arrangement, + *nomos*, law.] The science of classification, taxonomy.

Taxus [G. *taxos*.] A genus of coniferous trees, the yews. The leaves, seeds, and bark of several species contain an alkaloid, taxine, said to be useful in epilepsy.

Tay's disease'. Chorioiditis guttata.

Tay-Sachs disease [Warren *Tay*, English physician, contemporary; Bernard *Sachs*, New York neurologist, *1858.] Amaurotic family idiocy.

Taylor's appara'tus or brace [Charles *Peyre Taylor*, New York orthopedic surgeon, 1837-1899.] A steel spinal support for the treatment of Pott's disease.

Taylor's d't.e. A mixture of white of egg, sugar, and olive oil, employed in certain cases when the urine is to be examined for chlorides.

tau'ya. The root of a Brazilian plant, *Triumfetta ficifolia*; employed in syphilis and scurvy in doses of 75-15 (0.3-1.0) of a tincture.

T-bandage. A strip of roller bandage with another strip attached to its center at right angles; employed as a retentive bandage for dressings to the external genitals or anus; see cut under *bandage*.

TC [*tuberculin* + Ger. *contagióse*, contagious, v. Behring's formula for the principle remains; after the extraction from the tubercle bacilli of the various constituents soluble respectively in pure water, in a 10 per cent. salt solution, and in alcohol and ether; it is the active principle of *bovovaccine*.* After inoculation it is assumed that TC becomes an integral part of the cells of the immunized animal, and is metamorphosed into a hypothetical body, TX.

Te. 1. Abbreviation in electrodiagnosis denoting tetanic contraction. 2. Chemical symbol for tellurium.

tea [of Chinese derivation.] 1. The dried leaves of *Thea sinensis*, a shrub of China and southern and southeastern Asia and Japan; its chief constituent, upon which its stimulating action largely depends, is the alkaloid theine (caffeine) which is present in amount of from 1 to 4 per cent. : The infusion made by pouring boiling water over tea leaves. 3. Any infusion or decoction made extemporaneously, usually with herbs used in domestic medicine, or with the "species" of L. P. G. black t., *thea nigra*. green t., *thea viridis*. tea-master's t., *ephedra*.

tea'berry. Wintergreen, *gaultheria*.*

teach'ers' nodes or nod'ules. Chorditis nodosa.

teak (ték). The tree *Tectona grandis*, of eastern and southern Asia, furnishing a timber wood: the leaves are astringent and the flowers diuretic.

Teale's amputa'tion [Thomas Pridgin *Teale*, English surgeon, 1801-1868.] 1. Amputation of the forearm in its lower half, or of the thigh, with a long posterior rectangular flap and a short anterior one. 2. Amputation of the leg, with a long anterior rectangular flap and a short posterior one.

team'aster's tea. Tepopote, *Ephedra* antispythitica*.

tear (têr) [A.S. *tear*.] 1. A drop of the fluid secreted by the lacrymal glands by means of which the conjunctiva is kept moist. 2. A rounded bead-like mass of exuded gum or resin.

tear-sac (têr'sak). Saccus* lacrimalis.

tease (têz) [A.S. *teasan*.] To separate the structural parts of a tissue by means of a needle, in order to prepare it for microscopical examination.

tea'spoon. A small spoon, holding about one drachm of liquid; used as a measure in the dosage of the medicines.

teat [A.S. *tât*.] 1. Nipple, papilla* mammae.



LIVER OF LARD FOR TEAL'S TEA
AMPUTATION
The liver is made at the upper extremity of the vertical line.

Breast, mamma. 3. Any nipple-like protuberance.

technic (tek'ník). 1. Technical. 2. Technique.

technical (tek'ní-kal). Relating to technique.

technique (tek-nék') [Fr. from G. *technikos*, relating to *techné*, art, skill.] The manner of performance, or the details, of any surgical operation, experiment, or mechanical act.

technocautis (tek-no-kaw'sis) [G. *technos*, art, + *kautis*, a burning.] Actual cautery.

technocytoma, **technocyst** (tek-nok-to'ní-ah, tek-nok'to-ní) [G. *teknon*, child, + *ktonos*, murder.] Child-murder, infanticide.

teco'sis [G. *tekó*, I waste away.] A disease of goats marked by extreme emaciation, due to infection with *Micrococcus caprinus*.

tectocephalic [L. *tectum*, roof, + G. *kephale*, head.] Scaphocephalic.

tectoceph'aly. Scaphocephaly.

tectol'ogy [G. *tekion*, builder, + *-logia*,] Structural morphology.

tecton'ic [G. *tektonikos*, relating to building.] Relating to plastic surgery or to the restoration of lost parts by grafting. t. **ker'atoplasty**, see *keratoplasty*.

tecto'rial. Relating to or forming a roof or cover, tegmental. t. **nu'cleus**, nucleus ruber. t. **mem-brane**, (1) posterior occipitooxial ligament, membrana tectoria [BNA]; (2) Corti's membrane.

tecto'rium [L. a covering; *tegere*, to cover.] 1. Any roof-like structure. 2. Corti's membrane.

te'dious [L. *tedium*, wearisomeness.] Irksome, slow. t. **labor**, prolonged labor, but not so difficult as dystocia.

teel oil. Oleum* sesami.

teeth. Plural of tooth. **ante'rior t.**, the four incisors and two canine teeth in each jaw. **au'ditory t.**, Huschke's* auditory teeth. **grinding of the t.**, stridor dentium. **mastoid t.**, supernumerary t. in the horse. **milk t.**, the first set of teeth, see *dentition*. **notched t.**, pegged t., peg-top t., screw-driver t., syphilitic t., Hutchinson's* teeth. **oral t.**, anterior t.

absence, anodontia. **boring into**, odontotrypy, odontocentesis. **calculus**, odontolith, tartar. **chattering**, odontimerism, crepitatio dentium. **decay of**, odontosphacelism, dental caries, odontonecrosis, odontorrhizophraxis. **development of**, odontogeny, odontophyia. **disease**, odontopathy, odontia, odontonosus. **eruption of**, odontiasis, odontophyia, dentition. **falling out of**, odontopotosia, odontosteresis. **filling cavities in**, odontoplerosis, obturation. **first set**, dentes caduci, dentes lactei, dentes decidui [BNA], milk teeth, temporary teeth, deciduous teeth. **fissure**, odontochism. **fracture**, odontagma, odontoclasia. **having all of same kind**, homodont, isodont. **having but one set**, monophodont. **having different kinds**, heterodont. **having large**, macrodont, megalodont. **having more than two sets**, polyphodont. **having small**, microdont. **having straight**, orthodont. **having two successive sets** (deciduous and permanent), diphyodont. **having white**, leucodont. **having yellow**, xanthodont. **hemorrhage following extraction**, odontorrhagia. **imperfect development**, odontatrophia, odontatrophia. **inflammation**, odontitis, odontophlemon. **irregularity**, odontoloxia, odontoparallaxis. **looseness**, odontoseis, odontoseism, agomphiasis. **pain**, odontagra, odontalgia, odontodynia, odontoneuralgia, odontoharpage, odontorheumalgia, dentagra, dentarpage, dentalgia, dolor dentium, toothache. **science relating to**, odontology, dentology; odontosology, odontopathology (disease); odontiatra, odontote'hny, odontotherapy, dentistry, dental surgery (treatment of disease). **second set**, dentes fixi, dentes permanentes [BNA], permanent teeth. **sensitivity**, odonthyperesthesia, odonthemodia. **set of**, denture. **specialist in disease of**, dentist, dental surgeon, odontiatra. **splitting**, odontoschisis. **straightening**, orthodontia. **transplantation**, allotriodontia. **tumor of**, odontoma, exostoma or exostosis dentium, odontosteophyte. **tumor containing**, odontocoele; dentigerous cyst, dermoid cyst. **without**, edentulous, edentate, anodont, agomphous, toothless.

teeth'ing. Dentition, the eruption or "cutting" of the teeth, especially of the milk teeth.

teg'men, gen. *teg'minis*, pl. *teg'mina* [L. a cover, roof.]

1. A structure which covers or roofs over a part

2. In botany, the inner coat of the seed. t. **cruris**, tegmentum. t. **mastoid'eum**, the lamina of bone roofing over the mastoid cells. t. **tym'pani**, roof of the tympanum or middle ear, formed by the thinned superior (anterior) surface of the petrous portion of the temporal bone. t. **ven'tric'uli quar'ti**, roof of the fourth ventricle, formed in its upper part by the superior, or anterior medullary velum stretching between the two brachia conjunctiva, in its lower part by the inferior medullary velum and chiefly by the epithelial lining, the tela chorioidea. t. **ventriculo'rum**, centrum semiovale [BNA].

tegmen'tal. Relating to any tegmentum or covering. t. **cells**, cells roofing in or covering any delicate or highly differentiated cells or structures. t. **nu'cleus**, nucleus ruber [BNA]. t. **por'tion of the pons**, dorsal portion of the pons, pars dorsalis pontis.

tegmen'tum [L. cover.] The dorsal portion of the pedunculus (crus) cerebri, containing fibers passing to the cortex.

teg'min. Trade name of a preparation like colloidum.

teg'ument. Integument.

tegumen'tal. Relating to the integument, cutaneous.

tegumen'tary. Tegumental.

Teichmann's crys'tals (tik'h'mahn) [Ludwig Teichmann, German histologist, 1825-1895.] Crystals of hemin. T's **test**, for blood; a scraping from the suspected spot is moistened with acetic acid, a little chloride of sodium is added, and the whole is warmed; if the stain was of blood the rhombic crystals of hemin will be formed.

telchop'ia (ti-kop's'-ah) [G. *telchos*, wall, + *opsis*, vision.] Scintillating scotoma.*

te'la, gen. and pl. *te'lae* [L. a web.] 1. Any thin web-like structure. 2. A tissue, especially one of delicate formation. t. **ara'nea**, cobweb; employed in eclectic practice as a nervous and vascular sedative, in the treatment of intermittent fever, of asthma, and hiccough, in doses of m^{ss}-10 (0.3-0.6), of the specific preparation. t. **cel'lulo'sa**, connective tissue. t. **chorioid'ea**, that portion of the pia mater which covers the roof or any portion of the wall of a cerebral ventricle. t. **chorioid'ea infe'rior**, inferior chorioid tela, t. chorioidea ventriculi quarti [BNA]. t. **chorioid'ea supe'rior**, superior chorioid tela, t. chorioidea ventriculi tertii [BNA]. t. **chorioid'ea ven'tric'uli quar'ti** [BNA], chorioid tela of the fourth ventricle, t. chorioidea inferior, the fold of pia mater covering over the lower part of the roof or posterior wall of the fourth cerebral ventricle. t. **chorioid'ea ven'tric'uli ter'tii** [BNA], chorioid tela of the third ventricle, t. chorioidea superior, velum interpositum, a double fold of pia mater between the fornix above and the epithelial roof of the third ventricle and the thalami below; at each lateral margin is a vascular fringe projecting into the lateral ventricle (chorioid plexus of the lateral ventricle) and from its under surface are two small vascular projections running in the center anteroposteriorly (chorioid plexus of the third ventricle). t. **subcuta'nea**, subcutaneous tissue.* t. **submuco'sa pharyn'gis** [BNA], pharyngeal aponeurosis, pharyngobasilar fascia; the upper portion of the posterior wall of the pharynx, consisting of a fibrous membrane attached to the

basilar process of the occipital bone. *t. vasculo'sa*, plexus chorioideus.

telæsthe'sia. Telesthesia.

telangiectæ'sia, **telangiectæ'tasis** [G. *telos*, end, + *angion*, vessel, + *ektasis*, a stretching out.] Dilatation of the small or terminal vessels of a part. *t. lymphat'ica*, lymphangiectasia.

telangiectat'ic. Relating to or marked by telangiectasia.

telangiitis (tel-an-je-i('e')tis) [G. *tele*, far off, + *angion*, vessel, + *-itis*.] Inflammation of the capillary blood-vessels.

telangioma (tel-an-ji-o'mah). Angioma due to dilatation of the capillaries or terminal arterioles.

telan'gion [G. *tele*, far off, + *angion*, vessel.] One of the terminal arterioles or a capillary vessel.

telangio'sis. Any disease of the capillaries and terminal arterioles.

telecardiogram (tel'e-kar'di-o-gram). Teleelectrocardiogram.

telecinesis (tel-e-sin-e'sis) [G. *tele*, far away, + *kinêsis*, movement.] Movement of an object without contact with the mover; an alleged spiritistic manifestation.

teledact'yl [G. *tele*, far away, + *daktylos*, finger.] An apparatus for picking up objects without stooping.

telediastol'ic [G. *tele*, far away.] At the end of the diastole of the heart.

tele'gony [G. *tele*, far off, + *gonê*, generation.] The alleged hereditary influence of the father of the first child upon subsequent children of the same mother by another man.

telegrapher's cramp. An occupation neurosis affecting chiefly the extensor muscles of the fingers of the right hand, the spasm being excited on grasping the telegraphic key.

telekine'sis. Telecinesis.

teleelectrocardiogram (tel-e-lek'tro-kar'di-o-gram) [G. *tele*, far off.] An electrocardiogram taken in the laboratory, the galvanometer being connected by a wire with the patient.

telen'cephal. Telencephalon.

telencephal'ic. Relating to the telencephalon or endbrain.

telencephalon [G. *telos*, end, + *enkephalos*, brain.] [BNA] The end-brain, the anterior division of the prosencephalon from which are developed the cerebral hemispheres, the lateral ventricles, the anterior part of the third ventricle, the foramina of Monro, and the olfactory lobes.

teleneurite (tel-e-nu'rit). The terminal expansion of the axis-cylinder.

teleneu'ron [G. *tele*, far away, + *neuron*, nerve.] End-neuron, that at which an impulse terminates.

teleomito'sis [G. *teleos*, complete, + *mitos*, thread.] A completed caryocinesis or mitosis.

teleorgan'ic (tel-e-or-gan'ik) [G. *teleos*, complete, + *organon*, organ.] Necessary to organic existence.

teleoroentgenography (tel'e-o-rênt-gen-og'râ-fi) [G. *tele*, far off.] Roentgenography carried out with the tube at a distance of about two meters (yards) from the subject, teleradiography.

telepathy [G. *tele*, far away, + *pathos*, feeling.] Mind-reading, the simultaneous occurrence of the same thought or impulse in the minds of two individuals at a distance from one another.

teleradiog'raphy [G. *tele*, far off, + *radiography*.] Röntgenography with the tube held about 2 meters (6½ ft.) from the body, thereby securing practical parallelism of the rays.

teleology [G. *teleos*, complete, + *-logia*.] The doctrine that everything that is or that takes place has a definite purpose.

teleph'um [*Telephos*, a warrior, in Greek mythology, who had a wound that would not heal.] An ulcer that will not yield to treatment.

telergy (tel'ur-ji) [G. *tele*, far off, + *ergon*, work.] Automatism.

teleoroentgenog'raphy. Teleradiography.

telescop'ic [G. *tele*, far away, + *skopê*, I view.] Capable of extension or shortening by means of cylinders sliding one within another after the model of a telescope.

telesthesia, **telesthesia** (tel-es-the'zi-ah) [G. *tele*, far away, + *aisthêsis*, sensation.] Telepathy.

telesystol'ic [G. *tele*, far off.] Relating to the termination of the systole of the heart.

telether'apy [G. *tele*, away off, + *therapia*, treatment.] The "absent treatment" of Christian scientists and mental healers.

tell'urate. A salt of telluric acid. *so'dium t.*, a white soluble powder, $\text{NaTeO}_4 \cdot 5\text{H}_2\text{O}$, employed as an astringent in the night sweats of phthisis and in the treatment of ulcers of the stomach and intestine, in doses of gr. $\frac{1}{4}$ (0.015-0.01).

tellu'ric [L. *tellus*, the earth.] 1. Relating to or originating in the earth. 2. Relating to the element, tellurium. *t. acid*, an acid, H_2TeO_4 , occurring in the form of a white powder.

tell'urism [L. *tellus* (*tellur-*), the earth.] The alleged influence of soil emanations in producing disease.

tellu'rium [L. *tellus* (*tellur-*), the earth.] A rare non-metallic element, symbol Te, atomic weight 127.5, belonging to the sulphur group; in its pure state it is a lustrous white brittle substance.

Tellyesniczky's fluid (tel-yes-nitz'ke) [*Kálmán Tellyesniczky*, Hungarian histologist, contemporary.] A hardening fluid consisting of a 5 per cent. solution of potassium bichromate in water, 5 per cent. glacial acetic acid being added just before using.

tel'oblast [G. *telos*, end, + *blastos*, germ.] A terminal blastomere.

teloblas'tic. Relating to the teloblast.

telocine'sia, **telocine'sis**. Telophase.

teloden'drion [G. *telos*, end, + *dendrion*, small tree.] The mass of terminal twigs of the dendrites of a neuron.

teleolical (tel-o-les'y-thal) [G. *telos*, end, + *telos*, yolk.] Noting an ovum in which the deutoplasm accumulates at one pole.

telem'ema [G. *telos*, end, + *lemma*, trunk.] A membrane covering the motor nerve-ending as a muscle-fiber.

telophase (tel'o-fâz) [G. *telos*, fulfilment, end, + *phasis*, appearance.] The final stage in mitosis, in which the cytoplasm divides, forming two daughter cells.

Telesporid'ia [G. *telos*, end.] A class of *Sporozoa* in which the existence of the individual ends with sporulation.

telosynap'sis [G. *telos*, end, + *synapsis*, a binding together.] Union of chromosomes end to end in the process of "reduction."

tel'otiam [G. *telos*, end.] The perfect performance of a function, as that of sight or hearing.

tel'son [G. a collateral form of *telos*, end.] The sting of a scorpion.

tem'perament [L. *temperamentum*.] The physical organization peculiar to the individual, which influences one's metabolic processes, manner of thought and action, and general views of life. *atrabilious t.*, melancholic t. *bilious t.*, marked by more or less general pigmentation, a high blood pressure, slow pulse, well developed muscle, strong appetites, tenacity of purpose, and a choleric temper. *choleric t.*, bilious t. *lym-*

phat'ic t., one marked by pallor of skin, slow and shallow respiration, sluggish circulation, hyperplasia of the lymphatic glands and of the thymus, and a tendency to inflammations of the skin and lymphatics; it is much the same as the scrofulous diathesis. **melanchol'ic t.**, one marked by emaciation, extreme and lasting irritability, and a pessimistic outlook on the world. **nervous t.**, one in which the subject is mentally and physically alert, with rapid pulse, excitability, often volubility, but not always fixity of purpose. **phlegmat'ic t.**, lymphatic t. **sang'vine t.**, sanguineous t., one the subject of which has a fresh complexion, light hair and eyes, a full pulse, good digestion, and a quick but not lasting temper.

tem'perance [L. *temperantia*, moderation.] 1. Moderation in eating, drinking, exercise, and all things else. 2. In a special and restricted sense, abstinence from the use of alcoholic beverages.

tem'perans, pl. *temperantia* [L.] 1. An antipyretic. 2. A sedative.

tem'perate. Moderate; restrained in the indulgence of any of the appetites, in thought, or in action.

tem'perature [L. *temperatura*; *temperare*, to moderate.] The sensible heat of any substance. **absolute t.**, temperature measured from the absolute* zero. **crit'ical t.**, the temperature of a gas below which it is possible by great pressure to reduce it to liquid form. **mean t.**, the average atmospheric t. in any locality for a designated period of time, as a month or a year. **normal t.**, the temperature of the animal body in health; that of man is 98.6° F. (37° C.); that of the monkey a little higher; of the horse about 100.4° F. (38° C.); of the rabbit, 100.8° to 102° F. (38.2° to 39° C.); of the guinea-pig, 101.3° to 103.1° F. (38.5° to 39.5° C.); of the dog, 100.8° to 103.1° F. (38.2° to 39.5° C.). **op'timum t.**, the temperature at which any operation, such as the culture of any special microorganism, is best carried on. **room t.**, the ordinary temperature (65°–80° F.) of the atmosphere in the laboratory; a culture kept at room t. is one kept in the laboratory, not in an incubator. **sen'sible t.**, the atmospheric temperature as felt by the individual, supposed to be that recorded by the wet-bulb thermometer.

tem'ple [L. *tempus*.] 1. The area of the temporal fossa on the side of the head above the zygoma. 2. The wire of a spectacle* frame passing from the rim backward over the ear.

tem'plin oil [*Templin*, a small town in Germany.] A volatile oil obtained by the distillation of pine cones.

tem'polabile (tem-po-la'bil) [L. *tempus*, time, + *labilis*, perishable.] Undergoing spontaneous change or destruction within a certain period of time—hours, days, or weeks.

tem'poral [L. *tempus* (tempor-), time, temple.] Relating to time; limited in time, temporary. 1. Relating to the temple. **t. aponeuro'sis**, the fascia covering the temporal muscles. **t. artery**, see under *arteria*. **t. bone**, os temporale. **t. canal**, a canal in the zygomatic bone transmitting small blood-vessels and a nerve. **t. convolu'tion**, gyrus temporalis. **t. crest**, crista temporalis. **t. fascia**, t. aponeurosis. **t. fissure**; sulcus temporalis. **f. fossa**, fossa temporalis. **t. ganglion**, a sympathetic ganglion on the external carotid artery. **t. gyre**, gyrus temporalis. **t. line**, linea temporalis. **t. lobe**, lobus temporalis. **t. muscle**, musculus temporalis. **t. nerve**, nervus temporalis. **t. pole**, polus temporalis. **t. process**, processus temporalis. **t. ramus**, one of the branches of the facial nerve in the temporal region. **t.**

ridge, linea temporalis. **t. squama**, squama temporalis. **t. sulcus**, sulcus temporalis. **t. suture**, sutura petrosquamosa. **t. veins**, see under *vena*.

tempora'lia. See under *musculus*.

tem'poreal [L. *tempus* (tempor-), temple, + G. *en*, in.] Relating to the temporal bone independent of other structures.

temporoauricular (tem'po-ro-aw-rik'u-lar). Relating to the temporal region and the auricle.

tem'porocen'tral. Noting the tractus* temporo-centralis.

temporocerebell'ar. Noting the tractus* temporo-cerebellaris.

temporofa'cial. Noting the nervus temporofacialis.

tem'porofron'tal. Noting the tractus* temporo-frontalis.

tem'porohy'oid. Relating to the temporal and the hyoid bones or regions.

temporoma'lar. Temporozygomatic.

tem'poromandib'ular. Relating to the temporal bone and the mandible, noting the articulation of the lower jaw.

tem'poromax'illary. 1. Relating to the regions of the temporal and maxillary bones. 2. Temporo-mandibular.

tem'poro-occip'ital. Relating to the temporal and the occipital bones or regions.

temporoparietal (tem'po-ro-pä-ri'e-tal). Relating to the temporal and the parietal bones or regions.

temporopon'tile. Relating to the temporal lobe of the brain and the pons Varolii; see under *tractus*.

tem'porosphe'noid. Relating to the temporal and sphenoid bones.

tem'porozygomat'ic. Relating to the temporal and zygomatic (malar) bones or regions.

tempestable, **tempestable** (tem-po-sta'bil, tem-po-sta'bl). [L. *tempus*, time, + *stabilis*, stable.] Not subject to spontaneous alteration or destruction when kept for a time.

tem'pus, gen. *tem'poris* [L.] 1. The temple. 2. Time.

tem'ulence [L. *temulentia*.] Drunkenness.

tena'cious [L. *tenax*; *tenere*, to hold.] Sticky, glutinous, viscid.

tenacity (ten-as'ti-ti). Adhesiveness; the character of holding fast. **cell'ular t.**, the inherent property of all cells to persist in a given form or direction of activity.

tenac'ulum [L. *tenere*, to hold.] A sharp-pointed wire hook set in a handle, used for picking up the divided end of an artery, or bits of tissue during an operation.

tenalgia (ten-al'ji-ah) [G. *tenōn*, tendon, + *algos*, pain.] Pain referred to a tendon, tenodynia. **t. crep'itans**, tendosynovitis crepitans.

tenal'gin. Trade name of a tenafuge preparation from the betel-nut, or areca.*

ten'alin. Trade name of a vermifuge made from areca,* or betel-nut; employed in veterinary practice.

te'nax. Trade name of a purified oakum employed for surgical dressings.

tender [L. *tener*, soft, delicate.] Sensitive, painful on pressure or contact. **t. lines**, t. zones. **t. points**, Valleix's* points. **t. zones**, Head's* zones. **ten'derness**. The condition of being tender, painfulness to pressure or contact.

tendinitis (ten-din-i'(e)'tis) [L. *tendo* (tendin-), tendon, + G. *-itis*.] Tenonitis.

ten'dinoplasty [L. *tendo* (tendin-), tendon, + G. *plassō*, I form.] Tenoplasty.

tendino'sus [L.] Tendinous; see *musculus semiten-dinosus*.

tendinosuture. Reunion of a divided tendon by suture, tenorrhaphy.

tendinotrochanteric ligament (ten'di-no-tro-kan-ter'ik). A thickened band of the capsular ligament of the hip-joint, attached to the greater trochanter of the femur.

tendinous. Relating to, composed of, or resembling a tendon; aponeurotic, fascial. **t. arch,** the border of an opening in a fascia through which passes an artery or other structure. **t. cord,** chorda* tendinea. **t. inscrip'tion,** see *inscriptio*. **t. spot,** macula albidula. **t. synovi'tis,** inflammation of the synovial sheath of a tendon.

tend'o, gen. *tend'inis*, pl. *tend'ines* [L. *tendere*, to stretch.] Tendon. **t. Achil'lis,** **t. calcaneus** [BNA]. **t. calca'neus** [BNA]. **t. Achillis,** the tendon of insertion of the triceps surae (gastrocnemius and soleus) into the tuberosity of the calcaneus (os calcis). **t. cordifor'mis,** centrum tendineum [BNA], a trilobed fibrous sheet occupying the central portion of the diaphragm. **t. oc'uli,** internal tarsal ligament, ligamentum palpebrale mediale [BNA]. **t. palpebra'rum,** **t. oculi.**

tendomu'ein, **tendomu'cold.** A form of mucin in tendon.

tend'on [L. *tendo*.] A fibrous cord or band of variable length serving to connect a fusiform muscle with its bony attachment; it may unite with the muscle at its extremity or may run along the side or in the center of the muscle for a longer or shorter distance, receiving the muscular fibers along its lateral border. **back t.,** in veterinary anatomy, the tendon at the back of the cannon bone. **central t. of the diaphragm,** tendo cordiformis, centrum* tendineum [BNA]. **conjoin'ed or conjoint' t.,** falx inguinalis [BNA]. **cor'onary t.,** a fibrous ring around one of the orifices of the heart, giving attachment to the valvular leaflets. **hamstring t.,** see *hamstring*. **heel t.,** tendo calcaneus. **t. advance'ment,** division of the tendon of an eye-muscle and fixation of the same farther forward on the globe. **t. grafting,** (1) the insertion of a piece of tendon from one of the lower animals to supply a defect; (2) **t. transfer.** **t. reces'sion,** division of the tendon of an eye-muscle and fixation of the same farther backward on the globe. **t. reflex,** involuntary contraction of a muscle when its tendon of insertion is smartly tapped. **t. suture,** tendinosuture, tenorrhaphy. **t. trans'fer,** **t. transplanta'tion,** the insertion of a slip from the tendon of a sound muscle into the tendon of a paralyzed muscle.

calculus, tenophyte. **description,** tenography, tenotography. **disease of,** tenopathy. **division,** tenotomy, tenontomy, achillotomy (of tendo Achillis). **excision,** tenectomy, tenonectomy. **inflammation,** tenositis, tenositis, tenophlogosis, tendosynovitis, tendosynovitis, tenontolemmatitis, tenotothecitis (with sheath), ossification, tenostosis, pain, tenalgia, tendodynia, tenotagra, chilodolymia (in tendo Achillis). **plastic surgery,** tenoplasty, tendinoplasty. **science relating to,** tenology, tenontology. **suture,** tenorrhaphy, tendinosuture. **tumor,** tenotophyma. **twitching,** sub-sultus tendinum, tenotyrbe.

tendoph'ony [L. *tendo*, tendon, + G. *phōnē*, sound.] Tenophony.

ten'doplasty. Tenoplasty.

tendosynovitis (ten-do-si-no-vi'(ve')tis) [L. *tendo*, tendon, + *synovia* + G. *-itis*.] Tenotothecitis, inflammation of the sheath of a tendon, tendovaginitis. **t. crep'itans,** inflammation of a tendon sheath in which movement of the tendon is accompanied by a cracking sound.

ten'dotome. Tenotome.

tendo'omy. Tenotomy.

tendovaginal (ten-do-vaj't-nal) [L. *tendo*, tend. + *vagina*, sheath.] Relating to a tendon and its sheath.

tendovaginitis (ten-do-vaj-in-i'(e')tis) [L. *tendo*, tendon, + *vagina*, sheath, + G. *-itis*.] Inflammation of a tendon and its sheath; *tenosynovitis*, tendosynovitis, tenotothecitis.

tenec'tomy [G. *tenōn*, tendon, + *ektomē*, excision] Resection of part of a tendon.

tenes'mic. Relating to or marked by tenesmus. **tenesmus** (te-nez'mus) [G. *tenesmos*, incontinence, effort to defecate.] A painful spasm of the rectum or vesical sphincter, with an urgent desire to evacuate the bowel or bladder, involuntary straining, and the passage of but little fecal matter in urine.

ten'nia. See *tenia*.

ten'niacide [L. *tenia*, tapeworm, + *caedere*, to kill] A remedy destructive to tapeworms.

ten'niifuge [L. *tenia*, tapeworm, + *fugere*, to put to flight.] 1. Having the power to expel tapeworms. 2. An agent which causes the expulsion of tapeworms.

ten'ni'al. 1. Relating to a tapeworm. 2. Relating to one of the structures called *tenia*.*

ten'i'asis, **ten'i'asis.** The presence of a tapeworm in the body.

ten'i'cide. Teniacide.

ten'i'form [L. *tenia* + *forma*, form.] Tenoid

ten'i'fugal. Teniafuge (1).

ten'i'fuge. Teniafuge.

tenio'id (ten'i-oyd) [G. *tainia*, a tape, + *oides*, resemblance.] 1. Band-shaped, ribbon-shaped. Resembling a tapeworm.

ten'i'ola cine'rea. See *teniola*.

tennis-el'bow. A strain of the elbow with soreness of the muscles of the forearm caused by excessive tennis playing.

tenodyn'ia [G. *tenōn*, tendon, + *odynē*, pain.] Tenalgia.

tenomy'oplasty [G. *tenōn*, tendon, + *myōs*, muscle, + *plassō*, I form.] Tenontomyoplasty.

tenomyotomy (ten-o-mi-ot'o-mi). Tenontomyotomy, myototomy.*

Ten'on's caps'ule [Jacques René Tenon, French anatomist and oculist, 1724-1816.] The connective-tissue envelope of the eyeball, *fascia* bulbi*.

T's space, interfascial space, a narrow space filled with connective tissue, between T's capsule and the posterior surface of the eyeball.

tenonec'tomy [G. *tenōn*, tendon, + *ektomē*, excision] Excision of a portion of a tendon, with removal of the several ends.

tenonitis (ten-on-i'(e')tis). 1. Inflammation of Tenon's capsule or the fibrous sheath of the eyeball. 2. Tenonitis.

tenontag'ra [G. *tenōn* (tenont-), tendon, + *ag'ra*, seizure.] Gouty inflammation of a tendon.

tenonitis (ten-on-ti'(te')tis) [G. *tenōn* (tenont-), tendon, + *-itis*.] Inflammation of a tendonitis.

tenontodyn'ia. Tenodynia, tenalgia.*

tenontog'raphy [G. *tenōn* (tenont-), tendon, + *graphein*, to describe.] A treatise on or description of tendons.

tenontolemmatitis (ten-on-to-lem-i'(e')tis) [L. *tenon* (tenont-), tendon, + *lemma*, husk, + *-itis*.] Tendosynovitis.

tenontol'ogy [G. *tenōn* (tenont-), tendon, + *logos*, a branch.] The branch of science which has to do with tendons.

tenontomyoplasty (ten-on-to-mi'o-plas-ti) [L. *tenon* (tenont-), tendon, + *myōs* (myo-), muscle, + *plastē*, to form.]

plassō, I form.] A combined tenontoplasty and myoplasty, employed in the radical cure of hernia.

tenontomyotomy (ten-on-to-mi-ot'o-mī) [G. *tenōn* (*tenont-*), tendon, + *mys* (*myo*), muscle, + *tomē*, incision.] Myotenyotomy.

tenontophyma [G. *tenōn* (*tenont-*), tendon, + *phyma*, growth.] A neoplasm connected with a tendon.

tenontoplasty. Relating to tenontoplasty.

tenon'toplasty [G. *tenōn* (*tenont-*), tendon, + *plassō*, I form.] Reparative or plastic surgery of the tendons.

tenontothecitis (ten-on-to-the-si'(se')tis) [G. *tenōn* (*tenont-*), tendon, + *thēkē*, case, box, + *-itis*.] Inflammation of the sheath of a tendon, tendosynovitis, tendovaginitis.

tenoph'ony [G. *tenōn*, tendon, + *phōnē*, sound.] A heart murmur assumed to be due to an abnormal condition of the chordæ tendinæ.

tenoplas'tic. Relating to tenoplasty.

tenoplasty. Tenontoplasty.

tenor'rhaply [G. *tenōn*, tendon, + *rhaplē*, suture.] Tendinosuture, suture of the divided ends of a tendon.

tenositis (ten-o-si'(se')tis). Tenontitis.

tenostō'sis [G. *tenōn*, tendon, + *ostēon*, bone.] Ossification of a tendon.

tenosut'ure. Tendinosuture.

tenosynovitis (ten-o-si-no-vi'(ve')tis) [G. *tenōn*, tendon, + *synovia* + *-itis*.] Tendosynovitis, tendovaginitis, tenontothecitis.



TENOTOMES.

tenotoma'nia. A facetious term expressing an exaggerated belief in the efficacy of cutting the tendons of the eye-muscles for the relief of all degrees of muscular imbalance.

tenotome. A knife used in tenotomy, especially subcutaneous tenotomy.

tenotomize. To perform tenotomy upon.

tenot'omy [G. *tenōn*, tendon, + *tomē*, incision.] The surgical division of a tendon for the relief of a deformity caused by congenital or acquired shortening of a muscle, as in club-foot or squint.

curl t., division of the tendon of the shortened muscle in squint, and fixation of the same farther back on the aponeurosis of the globe.

grad'uated t., partial division of the tendon of an eye-muscle for relief of a slight degree of strabismus.

tenon'itis (ten'o-vaj-in-i'(e')tis) [G. *tenōn*, tendon, + L. *vagina*, sheath, + G. *-itis*.] Tenontothecitis.

ten'ous [L. *tensio*; *tendere*, to stretch.] Tight, rigid, strained.

ten'sion [L. *tensio*; *tendere*, to stretch.] 1. The act of stretching. 2. The condition of being stretched or tense. 3. The tendency of a gas or other substance to return to its natural state when relieved of a constraining force.

arte'rial t., the condition within an artery at the height of the pulse wave.

intraoc'ular t., the internal pressure of the humors of the eye.

tendon-curves. The curved lines in the direction of greatest pressure, formed by the cancellous

tissue at the ends of the long bones, especially marked at the upper end of the femur.

ten'sor, pl. *tenso'res* [L. *tendere*, to stretch.] A muscle the function of which is to render a part firm and tense; see under *musculus*.

tent [L. *tenta*, a probe; *tentare*, to feel, to test.] A cylinder of some material, usually an absorbent material (such as lamina, tupelo, or compressed sponge or absorbent cotton), introduced into a canal or sinus to maintain its patency or to dilate it.

sponge t., *spongia compressa* (N.F.).

ten'tacle (ten'tā-kl) [L. *tentaculum*, a feeler; *tentare*, to feel.] A slender process for feeling, prehension, or locomotion in the lower vertebrates and the invertebrates.

ten'tative [L. *tentare*, to feel, attempt.] Experimental; noting an opinion or diagnosis based upon insufficient data and subject to change.

tenth'meter. The ten-millionth of a millimeter, or tenth of a micron, an Angstrom unit.

tenth nerve. The pneumogastric nerve, *nervus vagus* [BNA].

tentiginous (ten-ti'jin-us). Lustful, lascivious.

tenti'go [L.] Lust, satyriasis, nymphomania.

tento'rial. Relating to the tentorium. **t. angle**, the angle formed by the basicranial axis and the plane of the tentorium. **t. fissure**, *fissura collateralis*. **t. sinus**, *sinus rectus* [BNA].

tento'rium, **tento'rium cerebel'li** [L. *tent.*] A fold of dura mater roofing over the posterior cranial fossa and separating the cerebellum from the posterior portion of the cerebral hemispheres; it is attached along the middle line to the falx cerebri. **t. hypophy'eos**, tentorium of the hypophysis, *diaphragma* sellæ* [BNA].

ten'tum. Penis.

te'nulis [L.] Slender, delicate. **t. mater**, *pia mater*.

tephromalacia (tef'ro-mal-a'si-ah) [G. *tephros*, ashen-gray, + *malakia*, softness.] Softening of the gray matter of the brain or spinal cord.

tephromyelitis (tef'ro-mi-el-i'(e')tis) [G. *tephros*, ashen-gray, + *myelon*, marrow, + *-itis*.] Polio-myelitis.

tephro'sia. The herbage of *Cracca virginiana*, Turkey-pea, devil's shoestring, an herb of eastern North America; anthelmintic.

tephro'sis [G.] Incineration, cremation.

tephrylom'eter [G. *tephros*, ashen, + *hylē*, stuff, + *metron*, measure.] An instrument for measuring the thickness of the cerebral cortex; it consists of a graduated tube of thin glass which is plunged into the brain substance, the depth of the gray matter being read off on the scale.

tep'id [L. *tepidus*; *tepere*, to be lukewarm.] Lukewarm. **t. bath**, a bath in water at about 86° F. (30° C.).

tepida'rium [L.] 1. A hot-air chamber in the Roman bath. 2. A warm bath.

Teplitz-Schoenau, Bohemia [tep'lits-shē'now]. Weak alkaline waters, 83° F. to 115° F. Many springs. Used by drinking and bathing in rheumatism, gout, neuralgia, paralysis, nervous diseases, incipient spinal affections, scrofulous disorders, ankylosis, fractures, chronic skin diseases, metallic poisoning, and syphilis. There are also peat or moor baths. May to September 30.

tepopote (tep-o-po'ta) [Am. Indian name.] Teamster's tea, *Ephedra* antispythitica*.

tep'or [L.] Lukewarmness, moderate warmth.

ter [L.] Three times, thrice. **t. in die** [L. *dies*, day], three times a day; abbreviation, *t. i. d.*

ter'abdel'la [G. *terēō*, I bore, + *bdella*, leech.] An artificial leech.

ter'as, pl. *ter'ata* [G.] A monster, a fetus with deficient, redundant, misplaced, or misshapen parts.

terat'ic. Relating to a monster.

ter'atism. Teratosis.

ter'atoblasto'ma [G. *teras* (*terat-*), monster, + *blastos*, germ, + *-oma*.] Teratoma.

teratogen'esis, **teratogeny** (ter-ä-toj'en-ī) [G. *teras* (*terat-*), monster, + *genesis*, origin.] The origin or mode of production of a monster.

ter'atoid [G. *teras* (*terat-*), monster, + *eidos*, resemblance.] Resembling a monster. **t. tumor**, **teratoma**.

teratological (ter-ä-to-loj'i-kal). Relating to teratology.

teratol'ogy [G. *teras* (*terat-*), monster, + *-logia*.] The branch of science which deals with the production, the anatomy, and the classification of monsters.

teratoma (ter-ä-to'mäh) [G. *teras*, monster, + *-oma*.] A tumor due to the inclusion in the individual of the products of development of independent or aberrant germ-cells; a dermoid tumor is a teratoma, and so is, according to one theory, a cancer. **t. strumo'sum thyreoides** *le ova'rii*, a t. of the ovary composed largely of thyroid gland tissue.

terato'matous. Relating to or of the nature of a teratoma.

teratoph'o'bia [G. *teras* (*terat-*), monster, + *phobos*, fear.] Abnormal dread on the part of a pregnant woman lest she give birth to a monster.

terato'sis [G. *teras*, monster.] Monstrosity, teratism. **atre'sic t.**, one in which any of the normal openings, as the nares, mouth, anus, or vagina, is imperforate. **ceas'mic t.**, a monstrosity in which there is a failure of the lateral halves of a part to unite, as in cleft palate. **ectogen'ic t.**, one in which there is a deficiency of parts. **ectop'ic t.**, one in which the organs or other parts are misplaced. **hypergen'ic t.**, one in which there is a redundancy of parts. **symphys'ic t.**, one in which there is a fusion of normally separated parts.

ter'bium. A rare metallic element, symbol Tb, atomic weight 159.2.

terchloride (tur-klo'rid). A compound containing three atoms of chlorine in the molecule, two of which are capable of uniting with more of the other element; trichloride.

ter're [L.] Rub; a direction formerly used in prescription writing.

ter'ebene, **terebe'num** (U.S., Br.). A thin colorless liquid of an aromatic odor and taste, a mixture of hydrocarbons obtained by the action of sulphuric acid on oil of turpentine; employed as an expectorant and in cystitis and urethritis in doses of m5-10 (0.3-0.6).

ter'ebinth. The tree, *Pistacia terebinthus*, from which Chian* turpentine is obtained; it is native to the shores of the eastern Mediterranean.

terebinthina (ter-e-bin'thi-nah) [L. fem. of *terebinthinus* (from G. *terebinthinos*), relating to turpentine; sc. *resina*, resin.] (U.S.) Turpentine, thus americanum (Br.), an oleoresin from *Pinus palustris* and other species of *Pinus*, the pitch pines; see *oleum terebinthinae* and *resina*. **t. canadensis** (U.S., Br.). Canada turpentine, Canada balsam, balsam of fir, a liquid oleoresin from *Abies balsamea*, the balsam fir; a yellowish transparent viscid fluid of aromatic odor and slightly bitter taste; employed like turpentine, but chiefly for mounting microscopic specimens. **t. chi'a**, Chian* turpentine.

terebinthinate (ter-e-bin'thi-nät). 1. Containing or impregnated with turpentine. 2. A preparation containing turpentine.

terebinthine (ter-e-bin'thin). Terebinthinate 1. **terbin'thiniam**. Turpentine poisoning.

te'rebrach'is (te're-brä-ke'sis) [L. *terres*, round, + G. *brachys*, short.] Shortening of the round hypoments of the uterus.

ter'ebrant, **ter'ebrating** [L. *terebrare*, to bore; Boring, piercing; used figuratively, as in the term **t. pain**.

te'rebration (ter-e-brä'shun). 1. The act of boring or of trephining. 2. A boring pain.

ter'ea, gen. *ter'eas*, pl. *ter'eas* [L.] Round and long, noting certain muscles and ligaments; see *ligamentum teres*, *musculus teres*, and *musculus pronator teres*.

ter'etiprona'tor. *Musculus pronator teres* [BNA].

ter'etiscapula'ris. *Musculus teres major*.

tergal (tur'gal) [L. *tergum*, back.] Relating to the back, dorsal.

tergolat'eral. Dorsolateral.

term [G. *terma*, a limit, an end.] 1. A definite or limited period. 2. (pl.) Menses. at **t.**, at the normal time, at the end of pregnancy; **normal birth** as distinguished from a **miscarriage**.

ter'ma [G. a limit.] Lamina terminalis.

termat'ic. Relating to the terma, noting a central artery.

termin'ad [L. *terminus* + *ad*, to.] Toward the extremity or terminus.

ter'minal [L. *terminus*, a boundary, limit.] 1. Relating to the end, final. 2. Relating to the extremity or summit of any body. **t. alveolar**, an air-sac or pulmonary vesicle. **t. artery**, an artery which gives off no branches but splits at once into capillaries. **t. cone**, *conus medullaris* [BNA]. **t. crest**, *crista terminalis* [BNA]. **t. dementia**, dementia following an acute form of insanity such as mania or melancholia. **t. filum**, the slender termination of the spinal cord. **t. filum terminale**. **t. infection**, an infection by streptococci, staphylococci, or other pathogenic bacteria, occurring in the course of a chronic disease and acting as the direct cause of death. **t. thread**, *filum terminale*.

termina'tion [L. *terminus*, end, limit.] The expiration, limit.

terminol'ogy [L. *terminus*, a term, + G. *logos*, words. 1. Onomatology, the science of technical terms and words. 2. Nomenclature, the vocabulary of a science or branch of science.

term'inal [L.] The end, the conclusion; the extremity of any body.

terms. Menses.

ter'nary [L. *ternarius*, of three.] Noting a chemical compound containing three elements.

terni'trate. Trinitrate.

teroxide (tur-oks'id). Trioxide, a compound containing three atoms of oxygen, two of which are still capable of combining with the base.

ter'pene. A hydrocarbon, $C_{10}H_{16}$, occurring in essential oils and resins.

ter'pin. Turpentine camphor, a diatomic compound, $C_{10}H_{16}(OH)_2$, obtained by the action of sulphuric acid on alcohol and turpentine. **t. hydrate**, **terpin'hydras**. **t. iodohy'drate**, **chroato**.

terpin'eol. A colorless liquid with a light odor, $C_{10}H_{17}OH$, obtained by heating terpin with diluted phosphoric acid; one of the constituents of terpinol; used to mask the odor of terpinol.

terpin'hydras (U.S.). Terpin hydrate, $C_{10}H_{17}O$, occurs in colorless lustrous prismatic crystals of a bitterish aromatic taste; employed as an expectorant in bronchitis and in the treatment of hay fever, in doses of gr. 2-3.

ter'pinol. An oily liquid, with the odor of hyacinths, obtained by distilling terpin hydrate in the presence of dilute mineral acids; it is a mixture of terpineol, dipentene, and other similar substances; expectorant in doses of $\text{m}2-5$ (0.13-0.3)

terr'a [L.] Earth, soil. *t. alba*, white clay. *t. fullon'ica*, fuller's earth. *t. japon'ica*, catechu. *t. sigilla'ta*, bole.

terrain-cure (ter-ân'kür) [Fr. from *L. terrenus*, relating to the ground.] A system of treatment of heart diseases, anemia, and obesity chiefly, by means of diet and of walking exercises taken in accurate dosage, along paths of measured ascent and measured length, see *Oertel's* method*.

terr'ace. To suture in several rows, in closing a wound through a considerable thickness of tissue.

terr'aline. Trade name of a petroleum jelly, resembling vaseline; recommended for internal use in tuberculosis.

Terrillon's operation (tê-re-yaw'n') [Octave Roch Simon Terrillon, French surgeon, *1844.] Removal of hydatids by gradual constriction with an elastic ligature.

tersulphate (tur-sul'fat). A sulphate containing three molecules of sulphuric acid, of which two are still capable of combining with the base.

tersul'phide. A compound containing three atoms of sulphur united with one of the other element; trisulphide.

tertiah fe'ver (tur'shyan) [L. *tertianus*, relating to a third (thing).] A malarial fever, the paroxysms of which recur every other day (every third day, reckoning the day of the paroxysm as the first). It is caused by the sporulation and invasion of new red blood-corpuscles by a protozoan blood-parasite, *Plasmodium vivax*. In *double tertian* or *quotidian* fever, a paroxysm occurs every day, those of the alternate days being similar; it is due to infection by two groups of parasites so that those of one or the other group sporulate every day.

tertiarism, tertiarismus (tur'shyar-izm, tur-shyar-iz'mus). All the symptoms of the tertiary stage of syphilis taken collectively. *t. d'émblée* (don-bla'), the occurrence of tertiary syphilitic symptoms, without distinct secondaries, in the mother of a child with hereditary taint from a syphilitic father.

turtiary (tur'shi-ar-i) [L. *tertarius*, containing one-third.] Third in order. *t. al'cohol*, an alcohol formed by the substitution of three alkyl molecules for as many hydrogen atoms. *t. syph'ilis*, see *syphilis*.

tertipara (tur-tip'ah-rah) [L. *tertius*, third, + *parere*, to bear.] A woman who has borne three children.

Tesla current (tesh'lah) [Nikola Tesla, American electrician of Hungarian birth, *1857.] High frequency current, one of high tension with very rapid alternation, employed therapeutically by the d'Arsonval method.

teslaization (tesh-lah-i-zä'shun). Therapeutic employment of the Tesla current, d'Arsonvalization. **tesse'llated** [L. *tesella*, a small square stone.] Made up of small squares, checkered. *t. epithe'lium*, pavement epithelium made of overlapping squamous cells.

test [L. *testum*, an earthen vessel.] 1. To try a substance, to prove, to determine the chemical nature of a substance by means of reagents. 2. A method of examination to determine the presence or absence of a definite disease, as the tuberculin test; or the presence or absence of some substance in any of the fluids or excretions of the body, as a test for albumin or sugar in the urine. 3. A

substance used in making a test, a reagent. 4. Testa. (For tests not included in the following list, see under *reaction* and under the name of the inventor of the test.) **ac'etone t.**, the suspected urine is shaken up with a few drops of sodium nitroprusside, and strong ammonia water is then gently poured over the mixture; if acetone is present, a magenta ring forms at the line of contact. **at'ropine t.**, Dehio's* test. **bead t.**, Einhorn's* test. **belt t.**, firm upward pressure on the lower part of the abdomen will remove the feeling of discomfort in cases of enteroptosis. **ben'zidin t.**, for blood: the suspected fluid is treated with glacial acetic acid and ether, and the latter is then decanted and treated with hydrogen peroxide and a solution of benzidin in acetic acid; the presence of blood is indicated by a bluish color turning to purple. **blu'ret t.**, for urea; caustic soda is added and then a copper sulphate solution drop by drop; the presence of urea is indicated by a pink color, changing to bluish, of the solution. **blister t.**, Roger-Josué t.; a blister is made on the skin and fluid from it is examined, especially for eosinophiles; if these exist in a proportion of less than 25 per cent., the case is probably one of an infectious disease. **calor'ic t.**, see *Bárány's* sign*. **conjunc'tival t.**, conjunctival* reaction. **cur'rant t.**, a meal of currants is given and if the seeds are not found in the stools until after more than twenty-four hours, there is impaired gastric motility. **fatigue' t.**, fatigue reaction.* **fermenta'tion t.**, for sugar in the urine; yeast is added to the suspected urine in an inverted test-tube; if sugar is present fermentation will take place in a few hours, the amount of sugar being estimated by the bulk of carbonic acid formed. **film t.**, Ross's* t. **fis'tula t.**, compression or rarefaction of the air in the external auditory canal excites nystagmus when there is an erosion of the inner bony wall of the tympanum, so long as the labyrinth is still capable of functioning; when the tympanic wall is intact, no nystagmus occurs. **girdle t.**, for a splanchnoptosis; the examiner stands behind the patient and makes both hands meet in front of the abdomen of the latter, pulling back and raising the viscera until the patient experiences relief; then the support is suddenly withdrawn and if ptosis of the viscera is present the patient will experience pain and sometimes dizziness. **glycyltryp'tophan t.**, see *glycyltryptophan*. **guai'ac t.**, Almén's* blood test. **hy'drogen t.**, for arsenic, Marsh's* test. **hydrostat'ic t.**, if the lungs of a dead infant float in water it is a sign that the child was born alive, Raygat's t. **hypere'mia t.**, Moszkowicz's* test. **iod'ipin t.**, Heichelheim's test, see under *iodipin*. **murex'ide t.**, Weidel's test for uric acid, see under *murexide*. **nystag'mus t.**, Barany's* test. **or'cin t.**, Bial's* test. **phe'nolsulphonaphthal'eïn t.**, see this word. **phlorid'zin t.**, after the exhibition of a mixture of 30 grains each of phloridzin and sodium bicarbonate, glycosuria occurs if the kidneys are healthy; if there is renal insufficiency little or no sugar appears in the urine. **phlorogluc'in t.**, for glycuronates and pentose in the urine; the addition of a hydrochloric-acid solution of phloroglucin to the urine will give a reddish color in the presence of pentose or the glycuronates. **pre'cipitin t.**, (1) a biological test for human blood; to the suspected fluid, or washings from a suspicious stain, immune serum from an animal which has received peritoneal injections of human blood is added; if the stain is of human blood,

there will be a precipitation on addition of the immune serum; (2) Ascoli* reaction. **resorcin t.**, Boas's* test. **safranin t.**, for sugar in the urine; safranin is added to a mixture of equal parts of the suspected urine and a normal solution of caustic soda, and will dissolve when the mixture is heated to 82° C. (180° F.) if sugar is present. **se'rum t.**, see *Uhlenhuth's* method*. **shad'ow t.**, retinoscopy. **sil'ver t.**, for sugar in the urine; when the suspected fluid is boiled with a solution of silver nitrate and ammonia, if glucose is present metallic silver will be formed. **sponge t.**, a hot sponge is passed down the spinal column; if caries is present pain will be felt as the sponge passes over the spot. **sta'tion t.**, for ataxia; the subject is made to stand with the feet together and the eyes shut, and if ataxia is present there will be marked swaying of the body. **sul'phur t.**, for albumin; the suspected liquid is mixed with lead acetate and sodium hydrate and heated; if any protein is present there will be a black precipitate of sulphide of lead. **tryp'tophan t.**, see *tryptophan*. **tuber'culin t.**, an injection of a small dose of tuberculin will produce no reaction in a non-tuberculous subject, but will be followed by fever and a local swelling if the person has tuberculosis; the same method is used in testing cattle for tuberculosis.

testa (tes'tah) [L. shell.] A shell; egg-shell. 2. An envelope of certain forms of protozoa, consisting of various earthy materials cemented to a chitinous base. 3. In botany, the outer, sometimes the only, coat of the seed. **t. ovi**, powdered eggshell, occasionally employed as an antacid. **t. prepara'ta**, prepared oyster-shell, powdered oyster shells, consisting chiefly of calcium carbonate; this was official in the U.S.P. of 1870, and was employed as an antacid like chalk.

Testa'cea [L. *testa*, shell.] A group of *Amæba*, in which the cells are provided with a firm chitinous envelope, often containing earthy material, with an opening through which the pseudopodia are protruded.

testa'ceous. Relating to or provided with a shell. **testaden** (test-ad'en) [L. *testis* + G. *adên*, gland.] Trade name of a preparation of bullock's testicles.

testamen'tary [L. *testamentum*, a will.] Relating to a will or testament. **t. capac'ity**, the ability, through mental soundness and legal right, to write a valid will.

test-break'fast. Test-meal; see *Boas* and *Ewald*. **testec'tomy** [L. *testis* + G. *ektomê*, excision.] Orchiectomy, castration.

tes'tes. Plural of *testis*.

testibrachial (tes-ti-bra'ki-al). Relating to the testibrachia, superior cerebellar peduncles, or brachia conjunctiva.

testibrachium (tes-ti-bra'ki-um) [L. *testis*, one of the corpora quadrigemina, + *brachium*, arm.] A superior cerebellar peduncle, brachium conjunctivum [BNA].

testicle (tes'ti-kl) [L. *testiculus*, dim. of *testis*.] One of the male reproductive glands, normally present in the cavity of the scrotum; testis [BNA], orchis. **inver'ted t.**, one which is rotated in the scrotum, the epididymis being anterior. **irri'table t.**, neuralgia of the t. **pulpy t.**, medullary sarcoma of the t. **retained t.**, undescend'ed t., failure of the testicle to descend into the scrotum, it being retained in the abdomen or inguinal canal.

absence, anorchism, anorchidia. **atrophy**, orchiatrophy, orchidatrophy. **descent of the, orchidocatabasis** enlargement, orchidauxes. **excision**, orchietomy,

orchidectomy, orchectomy, didymectomy, castrata, orchitomy, orchotomy, orchiotomy. **fusion of the two, synorchism, synorchidism**. **hermia, orchism, orchocoele**. **inflammation, orchitis, orchiditis, orchiditis, gonorrhoeitis (gonorrhoeal), dactylomyia (suppurative); periorchitis, albuginitis (of time surrounding); epididymitis (of epididymis) an-descent, cryptorchism, cryptorchidism, eucorchism, monorchidism, monorchidia (of one testicle), pain, orchialgia, orchidalgia, orchiodynia, orchidodynia, orchioneuralgia, didymalgia, didymodynia, plastic surgery, orchioepiasty. person with more than two, polyorchid, polyorchis. person with one, monorchid, monorchis; ridgel, ridgeling (applied to a horse), person with three, triorchid, triorchis. person without, anorchid, eunuch. person with undescended, testicular presence of but one, monorchism. presence of more than two, polyorchism. presence of three, triorchism. relating to, orchic, testicular, nature of an atrophy, orchidorrhaphy, orchiorrhaphy, orchidopexy, orchopexy. swelling, gonocoele, gonocoele, orchid-axe, orchidoneus, tumor, orchidocoele, orchidocoele, orchidoneus; orchidotomy, orchidotomy, orchidoculom, orchidopongoma (tuberculous); orchid-caphalom, orchidomyeloma, orchidocirrhosis (malignant); orchiohydrotidoma (hydrotid cyst); spermatocoele (cystic, containing spermatozoa); orchioleoma (tumor).**

tes'ticond [L. *testis* + *condere*, to hide.] A person having undescended testicles.

testic'ular. Relating to the testicles. **t. cord, spermatic cord, funiculus* spermaticus** [BNA] **t. duct, vas deferens, ductus* deferens** [BNA] **t. fluid, t. juice, spermin.** **t. ther'apy**, treatment of senile debility and certain nervous affections: means of injections of t. fluid or extract.

testic'ulin. Trade name of a preparation of testicular fluid.

testic'ulus [L.] Testicle.

tes'tidin. Trade name of a preparation of testicular fluid.

tes'timony [L. *testimonium*; *testis*, a witness.] The oral evidence given in a court of law. **expert testimony** regarding the medical facts in a case of law, given by one whose training and acknowledged warrant him in speaking authoritatively.

tes'tin, tes'tine. Trade name of an extract of the testicles of a ram or bullock; spermin.

tes'tis, pl. testes [L.] 1. Testicle, one of the two male reproductive glands, located in the cavity of the scrotum. 2. Postopticus, one of the inferior pair of the corpora quadrigemina, colliculus inferior [BNA]. **descent* of the t.**, the gradual change of position of the testis, in the fetus and infant from the abdominal cavity to the scrotum. **t. cer'ebr'i**, postopticus, colliculus inferior [BNA] **t. foemin'eus, t. mulie'ris**, ovary. **t. reclin.**, condition in which there is a tendency in the testicle to ascend to the upper part of the scrotum into the inguinal canal. **t. viri'tis**, the male testicle.

testitis (tes-ti'(te')tis) [L. *testis*, testicle, + G. *itis*, Orchitis.

Testivin's sign (tes-te-van'). The formation of a thin pellicle, like gold-beaters' skin, on albumen-free urine after treatment with an acid and ether, alleged by the author to be a prodromal sign of an infectious disease.

test-meal. A simple meal, usually of a red soil, sometimes a cup of coffee, given on an empty stomach; after a definite period the contents of the stomach are withdrawn and their reaction furnishes evidence as to the digestive power of the stomach.

test-object. An object having very fine surface markings, mounted on a slide, used to determine the defining power of the object lens of a microscope.

test-paper. A strip of filter-paper dipped in a solution of litmus or other reagent and dried, used to

determine the acid or alkaline reaction of a fluid by its change of color when moistened with it.

test-solution. A solution of some reagent used in the test for sugar in the urine, and in other chemical operations.

test-tube. A tube of thin glass closed at one end, used in the examination of urine and other chemical operations, for bacterial cultures, etc.

test-type. Cards with black letters of various sizes printed on a card used to test the acuity of vision; see *Jager's* and *Snellen's*.

tetania. Tetany. *تَتَانِيَا*, a form associated with gastric disorder affecting the muscles of the extremities and of respiration. *t. epidem'ica*, *t. rheumatica*. *t. parathyreopri'va*, tetany following excision of the parathyroid glands. *t. rheumat'ica*, an acute epidemic form of tetany, of several weeks' duration, occurring chiefly in winter.

tetanic (tê-tan'ik). 1. Relating to or marked by tetanus. 2. An agent, such as strychnine, which in poisonous doses produces tonic muscular spasm. *t. convul'sion*, tonic convulsion, one marked by firm and constant muscular contraction.

tetan'icum, pl. *tetan'ica*. Tetanic (2).

tetan'iform [L. *tetanus* + *forma*, form.] Resembling tetanus.

tetanigenous (tê-tan-ij'en-us) [G. *tetanos*, tetanus, + *gennaô*, I produce.] Causing tetanus or tetaniform spasms.

tetanill'a [L. dim. of *tetanus*.] 1. Fibrillary myoclonia. 2. Tetany.

tet'anin. Tetanotoxin.

tet'anism. A more or less continuous general muscular hypertonicity in young infants; myotonia neonatorum.

tetaniaz'ation. 1. The act of tetanizing the muscles. 2. A condition of tetaniform spasm.

tet'anize. To cause tonic spasm in a muscle.

tet'anocann'abine. A substance found in cannabis indica, the same as choline.

tetanode (tet'an-ôd) [G. *tetanos*, tetanus, + *eidos*, resemblance.] 1. Tetanoid. 2. Noting the quiet interval between the recurrent tonic spasms in tetanus.

tet'anoid [G. *tetanos*, tetanus, + *eidos*, resemblance.] 1. Tetaniform. 2. Tetanilla, tetany. *t. fever*, cerebrosplinal meningitis. *t. paraple'gia*, see *paraplegia*. *t. pseu'doparaple'gia*, spastic spinal paralysis.*

tetanol'yisin. A hemolytic toxin formed by *Bacillus tetani*; the toxin causing the characteristic symptoms is tetanospasmin.

tetanom'eter [G. *tetanos*, tetanus, + *metron*, measure.] An instrument for measuring the force of tonic muscular spasms.

tetanomo'tor [L. *tetanus* + *motor*, a mover.] An instrument by means of which tonic spasms are produced by the mechanical irritation of a hammer striking the motor nerve of the muscle affected.

tet'anospas'min. The one of the two toxins of *Bacillus tetani* which causes the characteristic symptoms; the other toxin is called tetanolysin.

tetanotox'in. A ptomaine derived from cultures of *Bacillus tetani*.

tet'anus [L.; G. *tetanos*, tension.] 1. An infectious disease marked by painful tonic muscular contractions; it is caused by the toxin (tetanospasmin) of *Bacillus tetani* acting upon the central nervous system; see *emprosthotonos*, *opisthotonos*, and *pleurothotonos*. 2. A tonic muscular contraction, especially one induced by an electrical current. *accus'tic t.*, experimental t. induced by a

faradic current, the speed of which is estimated by the pitch of the vibrations. **an'odal clo'sure** t., a tetanic muscular contraction occurring during the time the circuit is closed, the current then running, while the positive pole is applied. **an'odal o'pening** t., a tonic contraction in a muscle, to which the anode is applied, when the circuit is opened. **ap'pyet'ic** t., benign t., tetany. **cath'odal clo'sure** t., a tetanic muscular contraction occurring during the time the circuit is closed, the current then running, while the negative pole is applied. **cath'odal o'pening** t., a tonic contraction in a muscle, to which the cathode is applied, when the circuit is opened. **ceph'al'ic** t., tonic spasms following injury to the facial nerve. **cer'ebral** t., (1) cephalic t.; (2) experimental t. produced in animals by an injection of tetanospasmin into the brain substance. **drug** t., tonic spasms caused by strychnine or other tetanic. **exten'sor** t., t. affecting chiefly the extensor muscles. **flexor** t., t. affecting chiefly the flexor muscles. **hydropho'bic** t., cephalic t. **id'io-path'ic** t., t. occurring without any visible wound to serve as a portal of entry for the specific bacillus. **intermitt'ent** t., tetany. **med'ical** t., idiopathic t. **post-par'tum** t., puerperal t. **puer'peral** t., t. occurring during the puerperium from infection of the obstetric wound. **rheumat'ic** t., idiopathic t. **anti'cus**, emprosthotonos. **t. comple'tus**, t. involving most of the muscles of the body, generalized t. **t. dors'al'is**, opisthotonos. **t. later'al'is**, pleurothotonos. **t. nascent'ium**, t. neonato'r'um, a form of t. affecting newborn infants, especially in the West Indies, possibly due to infection through the open end of the severed umbilical cord. **t. post'icus**, t. dorsalis. **toxic** t., drug t. **traumat'ic** t., t. following infection of a wound. **u'terine** t., puerperal t.

tet'any. A disorder marked by intermittent tonic muscular contractions, accompanied by fibrillary tumors, paresthesias, and muscular pains; the hands are usually first affected, the spasms occurring later in the face, trunk, and sometimes the laryngeal muscles; there is increased irritability of the motor and sensory nerves to electrical and mechanical stimuli; the disorder occurs with gastric and intestinal troubles, after exhausting diseases, and as a consequence of removal of the parathyroids. **duration** t., a tonic spasm occurring in degenerated muscles upon application of a strong galvanic current. **epidem'ic** t., tetania rheumatica. **gastric** t., tetania gastrica. **parathyreo'prival** t., tetania parathyreopriva. **rheumat'ic** t., tetania rheumatica.

tetartanopia tetartanopsia (tet'ar-tan-o'pl-ah, -op'si-ah) [G. *tetartos*, fourth, + *an-* priv. + *ōps*, eye; + *opsis*, vision.] Loss of vision in an homonymous quadrant in each field, quadrantic hemianopsia.

tetartocone (tê-tar'to-kōn) [G. *tetartos*, fourth, + *kōnos*, a cone.] The fourth or posterior internal cusp of a molar tooth of the upper jaw.

tetartocoid (tê-tar'to-ko'nid). The fourth or posterior internal cusp of a molar tooth of the lower jaw.

tet'mil. Ten millimeters.

tet'ra-. A prefix to words formed from Greek roots, meaning four.

tetraba'sic [G. *tetra-*, four, + *basis*, base.] Noting an acid having four replaceable hydrogen atoms.

tetrablas'tic [G. *tetra*, four, + *blastos*, germ.] Having four germinal layers, namely endoderm, ectoderm, and two layers of mesoderm.

tetraboric acid (tet'rah-bo'rik as'id). Pyroboric acid.

- tetrabrachius** (tet'rah-bra'ki-us) [G. *tetra-*, four, + *brachion*, arm.] A monster with four arms.
- tetrachirus** (tet-ra-ki'rus) [G. *tetra-*, four, + *cheir*, hand.] A monster having four hands.
- tetrachloric acid** (tet-rah-klo'rik as'id). Perchloric acid.
- tetrachloride**. A compound containing four atoms of chlorine to one atom of the other element or one radical equivalent.
- tetrachlormeth'ane**. Carbon tetrachloride.
- tetracid** (tet-ras'id) [G. *tetra-*, four, + L. *acidus*, acid.] Noting a base having four replaceable hydroxyl groups.
- tetracoc'cus**. *Micrococcus tetragenus*.
- tetracrotic** (tet-rah-krot'ik) [G. *tetra-*, four, + *krotos*, a striking.] Noting a pulse curve with four up-strokes in the cycle, that is with three interruptions in the descending limb in addition to the summit of the systolic wave, called also catatrit-crotic.
- tetrad** [G. *tetras*, the number four.] 1. A collection of four things having something in common. 2. In chemistry, a quadrivalent element.
- tetradac'tyl** [G. *tetra-*, four, + *daktylos*, finger.] Having only four fingers or toes on each hand or foot.
- tetrad'ic**. Relating to a tetrad.
- tetragen'ic**. Relating to or produced by *Micrococcus tetragenus*.
- tetragenous** (tè-traj'en-us). Producing fours; noting a schizomycete dividing in two planes, thus producing groups of four, such as *Micrococcus tetragenus*.
- tetragon**, **tetrago'num** [G. *tetra-*, four, + *gônia*, angle.] Quadrangle. **t. lumba'le**, lumbar quadrangle, a space bounded laterally by the obliquus externus abdominis muscle, medially by the sacrospinalis, above by the serratus posterior inferior, and below by the obliquus internus abdominis.
- tetrago'nus**. Quadrangular, a name given to the musculus* platysma [BNA].
- Tetragyn'ia** [G. *tetra-*, four, + *gynê*, female.] An order of plants, in the Linnean system, the flowers of which have four pistils.
- tetrahy'dric**. Noting a compound containing four replaceable hydrogen atoms.
- tetrahy'droparaquinan'isol**. Thalline sulphate.
- tetraiodoethylene** (tet-râh-i'o-do-eth'il-ên). Diiodoform.
- tetraiodopyrrol** (tet-rah-i'o-do-pir'ol). Iodol.
- tetramas'tia** [G. *tetra-*, four, + *mastos*, breast.] Tetramazia.
- tetramas'tous**. Having four breasts.
- tetramas'zia** [G. *tetra-*, four, + *mazos*, breast.] The presence of four breasts.
- tetramas'tigote** [G. *tetra-*, four, + *mastix*(mastig-), whip.] Noting a protozoan or other microorganism provided with four flagella.
- tetram'elus** [G. *tetra-*, four, + *melos*, limb.] Tetrascelus.
- tetramer'ic**, **tetram'erosus** [G. *tetra-*, four, + *meros*, part.] Having four parts, or parts arranged in groups of four.
- tetrameth'ylenedi'amine**. Putrescine.
- tetrameth'ylputres'cine**. A poisonous derivative of putrescine, having the formula $C_4H_{10}N_4$, similar in its action to muscarine.
- Tetran'dria** [G. *tetra-*, four, + *andr*(andr-), male.] A class of plants, in the Linnean system, the flowers of which have four stamens.
- tetran'trol**. Erythrol tetranitrate, obtained by the nitration of erythrol, a tetratomic alcohol; occurs in colorless scales; a vasodilator and antispasmodic in doses of gr. $\frac{1}{4}$ to 0.06).
- tetranop'sia** [G. *tetra-*, four, + *an-* priv., a vision.] Diminution of the visual field, quarter.
- Tetranychus** (tè-tran'y-kus) [G. *tetra-*, four, (*onych-*), nail, claw.] A genus of mites, injurious to plants, but some species are troublesome to man, sometimes burrowing the skin.
- tetraophthal'mus**. Tetrophthalmus.
- tetrao'tus**. Tetrotus.
- tetrapet'alous**. Having four petals.
- tetraphar'macon** [G. *tetra-*, four, + *pharmaka*, a drug.] An ointment compounded of pitch, resin, wax, and lard.
- tetraple'gia** [G. *tetra-*, four, + *plêgê*, stroke.] Paralysis affecting the four extremities.
- tet'rapus** [G. *tetra-*, four, + *pous*, foot.] A monster with four feet.
- tetrascelus** (tè-tras-el-us) [G. *tetra-*, four, + *schel-*, leg.] A monster with four legs.
- tetrastichic** (tet-rah-skis'tik) [G. *tetra-*, four, + *schisis*, division.] Tetragenous.
- tetrastep'alous**. Having four sepals.
- tetras'ter** [G. *tetra-*, four, + *astêr*, star.] A form exceptionally and abnormally occurring a mitosis, in which there are four asters.
- tetrastichiasis** (tet-rah-sti-ki'â-sis) [G. *tetra-*, four, + *stichos*, row.] The arrangement of the eyelashes in four rows.
- tetras'toma** [G. *tetra-*, four, + *stoma*, mouth.] A trematode worm or fluke which has been found in the urine and is thought to be occasionally parasitic somewhere in the urinary tract.
- tetratom'ic** [G. *tetra-*, four, + *atomos*, etc.] Noting a quadrivalent element or radical; **tetrad**.
- tetray'alent** [G. *tetra-*, four, + L. *valens*, valent.] Quadrivalent.
- tetrelle** (tè-trel') [Fr. dim. of *tétin*, nipple.] An appliance by means of which the feeble sucking of a weakly infant is made effectual by supplementary suction of the mother.
- Tet'rodon** [G. *tetra-*, four, + *odous*(odont-), tooth.] A genus of tropical or subtropical fishes including a poisonous species of Eastern Asiatic seas.
- tetrod'online**. A poisonous ptomaine from the liver of a species of *Tetrodon*, a fish of Japanese and Chinese waters; one of the fugu poisons of Japan.
- tet'ronal**. Diethylsulphone-diethylmethane, $C_6H_{14}S_2O_4$, occurring in colorless shining plates, soluble in 450 parts of water, readily soluble in alcohol hypnotic in doses of gr. 15-30 (1.0-2.0).
- tetrophthal'mos**, **tetrophthal'mus** [G. *tetra-*, four, + *ophthalmos*, eye.] A monster with four eyes.
- tet'rose**. Erythrose, a monosaccharid, $C_4H_8O_4$, the molecule of which contains but four carbon atoms.
- tetro'tus** [G. *tetra-*, four, + *ous*(ot-), ear.] A monster with four ears.
- tetrox'ide**. An oxide, the molecule of which contains four oxygen atoms.
- tett'er** [A.S. *teter*]. 1. A pruriginous skin disease in animals, contagious, and sometimes communicable to man. 2. A term popularly applied to eczema, lupus, and various other cutaneous disorders. **blister t.**, pemphigus. **honey t.**, dandruff, seborrhea capitis. **crusted t.**, impetigo. **dry t.**, scaly eczema, psoriasis. **greasy t.**, **honeycombed t.**, porrigio favosa, favus. **humid t.**, moist or weeping eczema. **milk t.**, crusted eczema. **moist t.**, humid t., scaly t., dry t.
- tet'y**. A skin disease of uncertain nature, occurring in

of gr. 1. Madagascar; it is marked chiefly by a pustular eruption around the mouth.

ma. A glucoside, $C_{11}H_{22}O_{11}$, from several species of *Teucrium*; employed as a tonic and wine in doses of gr. 5-15 (0.3-1.0).

rium [G. *teucrium*, germander.] A genus of plants of the order *Labiata*, the germanders, several species of which have been more or less employed in medicine. *T. canadensis*, American germander, wood-sage, has been employed in various functional nervous affections in doses of gr. 10-30 (0.6-2.0).

Teutleben's ligaments (toy'tla-ben). Lateral folds uniting the pericardium and diaphragm.

teutlose (tut'lōs) [G. *teulon*, beet.] A saccharose from beetroot.

Texas fever. Redwater fever, bovine hemoglobinuria, bovine malaria, southern cattle fever; an infectious disease of cattle in the Southwestern United States and other subtropical regions; it is marked by fever, splenic enlargement, gastritis, and hemoglobinuria; the cause is the presence in the blood of a protozoan parasite, *Babesia bigemina*, which is transmitted by a tick *Margaropus annulatus*.

Texas Sour Springs, Texas. Acid-saline-chalybeate waters. Five springs. Used by drinking and locally in disorders of women, pharyngitis, and conjunctivitis. Called also Caldwell Springs.

tex'is [G.] Childbearing.

tex'tiform [L. *textum*, something woven, + *forma*, form.] Reticular, tissue-like, web-like.

tex'tural. Relating to the texture of the tissues.

tex'ture [L. *textura*; *texere*, to weave.] The composition or structure of a tissue or organ.

tex'tus [L. *texere*, to weave.] A tissue.

TGI [*tuberculin* + Fr. *globulineuse*, "globulinous."] v. Behring's formula for a globulin constituent of the tubercle bacillus soluble in a 10 per cent. salt solution.

thalamen'cephal. Thalamencephalon.

thalamencephal'ic. Relating to the thalamencephalon.

thalamenceph'alon [G. *thalamos*, thalamus, + *enkephalos*, brain.] Thalamic brain, diencephalon, interbrain, 'tweenbrain, the hinder original part of the forebrain; it includes the thalamus, the *epithalamus* (pineal body), and the *metathalamus* (geniculate bodies).

thalam'ic. Relating to the optic thalamus. **t. brain**, thalamencephalon. **t. ep'ilepsy**, epilepsy due to disease of the thalamus. **t. syn'drome**, hemianesthesia, slight hemiplegia and hemiataxia with more or less complete astereognosis, severe paroxysmal pain on the hemiplegic side and choreoathetoid movements in the members of the same side, associated with a destructive lesion of the optic thalamus. **t. te'nia**, tenia thalami.

thalamocoele, **thalamocœle** (thal'am-o-sel) [G. *thalamos* + *kœlia*, a hollow.] The third ventricle of the brain.

thalamocor'tical. Relating to the thalamus and the cerebral cortex.

thalamocrur'al [L. *crus*(*crur*-), leg.] Relating to the thalamus and one of the cerebral peduncles, or crura.

thalamolentic'ular. Relating to the thalamus and the nucleus lentiformis.

thalamomamm'illary. Relating to the thalamus and the mammillary bodies, corpora* mammillaria. **t. fascic'ulus**, bundle of Vicq* d'Azyr.

thalamopedunc'ular. Thalamocrural.

thalamotegmen'tal. Relating to the thalamus and the tegmentum, noting a tract of white fibers

passing from the thalamus through the tegmentum to the opposite side of the spinal cord.

thalamus [G. *thalamos*, a bed, a bedroom.] [BNA]

Optic thalamus, a large ovoid mass of gray substance, with a flattened inner or medial surface, lying in the path of each pedunculus cerebri; from it fibers pass to all portions of the cortex; it is made up of two segments, anterior and posterior, the latter being also called *pulvinar*. **t. op'ticus**, optic thalamus, thalamus [BNA].

thalassoph'bia [G. *thalassa*, sea, + *phobos*, fear.] Unreasoning fear of the sea.

thalassother'apy [G. *thalassa*, the sea, + *therapeia*, treatment.] Treatment of disease by a residence at the seashore, by sea-bathing, or by a sea-voyage.

Thalic'trum [G. *thaliktron*.] A genus of plants of the order *Ranunculaceae*, several species of which contain berberine.

thal'ictrine. A yellowish poisonous alkaloid from a species of *Thalictrum*.

thal'ine. The methylether of tetrahydroparaoxyquinoline, occurring in white prismatic crystals very sparingly soluble in water. **t. sal'icylate**, a reddish crystalline powder, employed as an intestinal antiseptic and antirheumatic in doses of gr. 2-8 (0.13-0.5). **t. sul'phate**, tetrahydroparaoquinanisole, a white granular powder or needle-shaped crystals, soluble in 7 parts of water; antiseptic, hemostatic, and antipyretic, employed in typhoid fever in doses of gr. 2-8 (0.13-0.5) and in 2 to 5 per cent. solution as an injection in subacute and chronic gonorrhea. **t. tar'trate**, in white crystalline powder, used for the same purposes as the sulphate, and in the same dose.

thalliniza'tion. The production of the systemic effects of thalline or its salts.

thall'ium [G. *thallos*, a green twig.] A soft, lustrous white metallic element, symbol Tl, atomic weight 204. **t. ac'etate**, has been employed in night sweats in doses of gr. 1-3 (0.06-0.2). **t. sulphate** has been recommended in 1 per cent. solution as an injection in cystitis.

Thalloph'yta [G. *thallos*, a green twig, + *phyton*, plant.] A subkingdom of plants, including the lower cryptogams—among them the algae and fungi.

thall'us [G. *thallos*, a young shoot.] In botany, a plant body without differentiation into true root, stem, or leaf.

Thamm's tuber'culin. See under *tuberculin*.

thamu'ria [G. *thama*, often, + *ouron*, urine.] Frequent micturition, pollakiuria.

than'atognomon'ic [G. *thanatos*, death, + *gnōmonikos*, fit to give judgment.] Of fatal prognosis, indicating the approach of death.

thanatobiological (than'ā-to-bi-o-loj'ī-kal) [G. *thanatos*, death, + *bios*, life, + *-logia*.] Relating to the processes concerned in life and death.

thanatog'raphy [G. *thanatos*, death, + *graphē*, description.] 1. A description of one's symptoms and thoughts while dying. 2. A treatise on death.

than'atoid [G. *thanatos*, death, + *eidos*, resemblance.] 1. Resembling death. 2. Mortal; deadly.

than'atol. Trade name of a disinfectant preparation of pyrocatechin ethyl ether.

thanatol'ogy [G. *thanatos*, death, + *-logia*.] The branch of science which treats of death in all its aspects.

thanatoma'nia [G. *thanatos*, death, + *mania*, frenzy.] Suicidal mania.

thanatom'eter [G. *thanatos*, death, + *metron*, measure.] An instrument to determine the presence

of death; one form is a thermometer for taking the internal temperature.

thanatophid'ia [G. *thanatos*, death, + *ophis*, a serpent.] Venomous snakes.

thanatophob'ia [G. *thanatos*, death, + *phobos*, fear.] An extreme and abnormal fear of death.

thanatop'sia, **than'atopsy** [G. *thanatos*, death, + *opsis*, view.] Necropsy, autopsy.

thanato'sis [G. *thanatos*, death.] Necrosis; gangrene.

Thane's meth'od [George Dancer *Thane*, English anatomist, contemporary.] For indicating the position of the fissure of Rolando; the upper end of the fissure corresponds to the midpoint of a line drawn from the glabella to theinion.

thap'sia. The resin of *Thapsia garganica* and *T. selphium*, plants of the Mediterranean region of Europe and Africa; employed as a constituent of a stimulant plaster used in skin diseases.

tharm [G. *tramis*.] Intestine.

thauMATropy (thaw-mat'ro-pi) [G. *thauma*, a wonder, + *trope*, a turning.] The transforming of one form of tissue into another.

thauMATurgic (thaw-mā-tur'jik) [G. *thauma* (thau-mat-), a wonder, + *ergon*, work.] Miraculous; magical.

the'a. Tea, the dried leaf of a plant of the genus *Camellia*, formerly called *Thea*. *t. nigra*, black tea, prepared by allowing the leaves to wilt and keeping them in heaps for some time before drying. *t. vir'idis*, green tea, prepared by drying the leaves rapidly immediately after picking, without allowing them to wilt or macerate.

theism (the'ah-izm). Theism.

theba'ic [L. *thebaicus*, relating to Thebes, whence opium was formerly obtained.] Relating to or derived from opium.

thebaicine (the-ba'i-sēn). An amorphous alkaloid, isomeric with thebenine, derived from thebaine by the action of dilute acids.

thebaine (the'bah-ēn). Paramorphine, $C_{17}H_{17}NO_2$, an alkaloid obtained from opium; occurs in white shining scales; it causes tetanic convulsions, resembling strychnine in its action.

thebaism (the'bah-izm). Opiumism, opium addiction.

the'benine. An amorphous alkaloid isomeric with thebaicine and, like it, derived from thebaine by the action of dilute acids.

Thebe'sian. Relating to or described by Adam Christian *Thebesius*, a German physician, 1686-1732. *T. foram'ina*, the openings of the Thebesian veins on the inner surface of the right atrium of the heart, *foramina* venarum minimarum*. *T. valve*, *valvula sinus coronarii*. *T. veins*, *venae cordis minimae*.

The'ca, pl. *the'cae* [G. *thēkē*, a box.] A sheath, especially the synovial sheath of a tendon. *t. cordis*, pericardium. *t. follic'ull*, the outer wall of a Graafian follicle, derived from the stroma of the ovary. *t. ten'dinis*, the synovial sheath of a tendon. *t. vertebra'lis*, the spinal dura mater.

the'cal. Relating to a sheath, especially a tendon-sheath.

thecitis (the-si'(se)'tis) [G. *thēkē*, box (sheath), + *-itis*.] Inflammation of the sheath of a tendon, tendovaginitis.

the'codont [G. *thēkē*, box, + *odous* (odont-), tooth.] Having the teeth inserted in alveoli.

Thecoso'ma, **Thecoso'mum** [G. *thēkē*, box (sheath), + *sōma*, body.] Schistosomum.

thecostegnosia, **thecostegnosis** (the'ko-steg-no'si-ah, the'ko-steg-no'sis) [G. *thēkē*, box (sheath), +

stegnōsis, a narrowing.] Constriction of a vessel-sheath.

Theden's meth'od (ta'den) [Johann Christian *Adm. Theden*, German surgeon, 1714-1797.] Treatment of aneurysms or of large sanguineous effusions by compression of the entire limb by means of a roller bandage. *T.'s vulvum*, dilute sulphuric acid 40, vinegar 240, alcohol 75, purified honey 80, distilled water 30.

the'ic. An intemperate tea-drinker.

Thell's canal (ti'leh) [Friedrich Wilhelm *Thell*, German anatomist, 1801-1879.] The serous space formed by the reflexion of the pericardium on the aorta and pulmonary artery. *T.'s glands*, glandular structures in the walls of the cruet-duct and, in small numbers, in the pelvis of the gall-bladder.

Thell's'ria. Piroplasma.

theine, **theina** (the'(te)'ēn, the'(te)-ē'nah). Caffeine obtained from the dried leaves of *Thea sinensis* (U.S.) or *Camellia thea* (Br.); it is present in the amount of from 2 to 4 per cent.

theinism, **theism** (the'(te)'in-izm, the'(te)-izm). Chronic poisoning resulting from immoderate tea-drinking, marked by palpitation, insomnia, nervousness, headache, and dyspepsia.

thelal'gia [G. *thēlē*, nipple, + *algos*, pain.] Pain in the nipple.

the'le [G.] Nipple, papilla mammae [BNA].

the'leplasty [G. *thēlē*, nipple, + *plastō*, I form.] Reparative or plastic surgery of the nipple.

thel'erethism [G. *thēlē*, nipple, + *erethismos*, irritation.] Erection of the nipple.

thelitis (the-li'(le)'tis) [G. *thēlē*, nipple, + *-itis*.] Inflammation of the nipple, mammary papillitis.

the'lum, pl. *thelia* [G. *thēlē*, nipple.] 1. A papilla. 2. A cellular layer. 3. Nipple, papilla mammae [BNA].

thelon'cus [G. *thēlē*, nipple, + *onkos*, tumor.] tumor of the nipple.

the'lophleb'ostem'ma [G. *thēlē*, nipple, + *phleb' (phleb-)*, vein, + *stemma*, a wreath.] A vascular circle surrounding the nipple.

the'lorrha'gia [G. *thēlē*, nipple, + *-rhogia*.] Bleeding from the nipple.

the'lothiam. Thelereithism.

thel'yblast [G. *thēlys*, female, + *blastē*, germ.] Feminonucleus.

thelyblas'tic. Relating to the thelyblast, or feminonucleus.

thel'yplasm [G. *thēlys*, female, + *plasma*, something made or formed.] The female element of a plasm.

thelygon'ia [G. *thēlys*, female, + *gonē*, birth.] Thelytocia.

thelyma'nia [G. *thēlys*, female, + *mania*, madness.] Satyriasis.

thelyto'cia [G. *thēlys*, female, + *tokos*, birth.] Gestation birth to females only, noting specifically the phenomenon of parthenogenesis in insects in which only females are produced.

the'nad [G. *thenar*, the palm of the hand, + *-ē*, to.] Toward the outer side of the palm of the hand.

the'nal. Relating to the palm of the hand. *t. aspect*, the outer side of the palm. *t. em'inentia*, the ball of the thumb, thenar.

the'nar [G. the palm of the hand.] 1. The fleshy mass on the outer side of the palm, the *first* palm, the ball of the thumb. 2. Noting any structure in relation with this part. *t. em'inentia*, *t. prom'inence*, thenar (r.).

the'nen [G. *thenar*, palm, + *-ē*, in.] Palmar cut.

to the palm, specifically to the radial side of the palm.

Theobald Smith's phenom'enon. See *Smith's* phenomenon*.

theobro'ma [G. *theos*, a god, + *brōma*, food.] Cacao (incorrectly cocoa), the dried ripe seed of *Theobroma cacao*, the chocolate-tree, a tall bush or low tree extensively cultivated in the tropics; it yields chocolate and "cocoa," used as beverages, and a fat, oleum theobromatis, employed in the making of suppositories and for other pharmaceutical purposes.

theobro'mic acid. A waxy substance derived from theobroma.

theobro'mine. An alkaloid, $C_7H_5N_3O_2$, resembling caffeine in its action, present in the chocolate or cacao bean.

theobro'mose. Theobromine-lithium, occurring in the form of acicular crystals; diuretic.

the'ocin. Synthetically made theophylline, employed as a diuretic in doses of gr. 3-8 (0.2-0.5). **sol'uble t.**, a double salt of sodium acetate and dimethylxanthin sodium, a white powder soluble in about 35 parts of water; employed as a diuretic in place of theocin in doses of gr. 1½-5 (0.1-0.3) two or three times a day.

theolac'tin. Proprietary name for a preparation of sodium lactate and theobromine-sodium; a white soluble powder, employed as a diuretic in doses of 10-15 grains (0.6-1.0).

the'olin. Heptane, C_7H_{16} , a colorless liquid hydrocarbon resembling benzene, obtained from petroleum.

theoma'nia [G. *Theos*, God, + *mania*, frenzy.] Religious insanity; insanity in which the subject believes that he is God.

theoma'niac. A subject of theomania.

theopho'bia [G. *Theos*, God, + *phobos*, fear.] An insane fear of the anger of God.

theoph'orin. The proprietary name of a double salt, theobromine sodium-sodium formate; a white powder of a saline bitter taste, freely soluble in alkaline water; said to be diuretic in doses of ½ gr. (0.5).

theoph'ylline [L. *thea*, tea, G. *phyllon*, leaf.] An alkaloid $C_7H_5N_3O_2 + H_2O$, found with theine (caffeine) in tea leaves; a white crystalline powder, soluble in 180 parts of water; diuretic in doses of gr. 3-8 (0.2-0.5).

theoret'ical. Relating to or based upon a theory; hypothetical.

the'ory [G. *theōria*.] An hypothesis; a reasoned and probable explanation of the manner in which something has been produced or will be produced; a doctrine of which absolute proof is lacking. **atom'ic t.**, the theory that all substances are composed of atoms—of one kind only (elements) or of several different kinds grouped often in most complex fashion (compounds). **emigra'tion t.**, Cohnheim's theory. **germ t.**, the theory, now a doctrine, that infectious diseases are due to the presence and functional activity, within the body, of animal or vegetable microorganisms. **migra'tion t.**, (1) the theory of Leber that sympathetic ophthalmia is caused by a transportation of the pathogenic agent through the lymph channels of the optic nerve; (2) the theory of Wagner that new animal species arise through adaptation to new surroundings of actively migrating or passively transported animals. **myogen'ic t.**, the theory that the cardiac movements are due mainly to stimuli originating in the heart muscle itself, and that the heart does not act solely in response to nerve stimulation. **neurogen'ic t.**,

the theory that the cardiac movements are due solely to stimuli conveyed by the nerves; opposed to the myogenic t. **side-chain t.**, see under *chain*. **t. of med'icine**, the science, as distinguished from the art, or practice, of medicine.

theother'apy [G. *Theos*, God, + *therapeia*, treatment.] Treatment of disease by prayer or religious exercises.

therapei'a [G.] Therapia.

therapeu'tic, therapeu'tical. Relating to therapeutics, or the treatment of disease; curative.

therapeu'tics [G. *therapeutikē*, medical practice.]

The practical branch of medicine dealing with the treatment of disease. **empir'ical t.**, treatment of a morbid state by means of remedies which experience has shown to exert a favorable influence in similar conditions. **mass'ive steril'izing t.**, the treatment of an infectious disease, especially one of protozoal origin, by one large dose of a suitable remedy, large enough to sterilize all the tissues and to destroy the microorganisms contained therein; therapia magna sterilisans. **me'diate t.**, treatment of a nursing infant by administering remedies to the mother. **ra'tional t.**, a plan of treatment of disease based upon a correct interpretation of the symptoms and a knowledge of the physiological action of the remedy employed. **specif'ic t.**, treatment of a disease by means of a specific remedy, as of malaria by quinine, or syphilis by mercury or the Ehrlich-Hata preparation.

therapeu'tist. One skilled in the treatment of disease.

therapia (ther-ā-pe'(pi)'ah) [G. *therapeia*.] Therapy, therapeutics. **t. magna steril'isans**, massive sterilizing therapeutics.* **t. steril'isans convergens**, in chemotherapy, a rapid decrease in the number of the parasites, following the administration of the remedy. **t. steril'isans divergens**, Browning's phenomenon; in chemotherapy a primary increase in the number of the parasites preceding their final disappearance. **t. steril'isans fractiona'ta**, in chemotherapy, the employment of small repeated doses of a microparasiticide when the organism does not become refractory to the drug so given.

therap'ic. Therapeutic.

ther'apist. Therapist.

ther'apy [G. *therapeia*.] Therapeutics, the treatment of disease. **bacte'rial t.**, opsonic t. **opson'ic t.**, the treatment of an infectious disease by injection of killed cultures of the specific microorganism. **organ'ic t.**, organotherapy. **serum t.**, treatment of an infectious disease by a specific antiserum, serotherapy.* **vaccine t.**, opsonic t. **therenceph'alous** [G. *ther*, wild beast, + *enkephalos*, brain.] Noting a skull in which the angle at the hornion, formed by lines converging from theinion and nasion, measures from 116° to 129°.

theri'aca [G. *thēriakos*, relating to wild beasts.] 1. An antidote to the poison of venomous animals; specifically *t. Andromachi*, Venice treacle, a compound containing seventy or more drugs. 2. Treacle or molasses.

theriat'rica [G. *thērion*, a wild beast, + *iatrikē*, medical treatment.] 1. The medical treatment of animals in a zoological garden or menagerie. 2. Veterinary medicine in general.

theriother'apy [G. *thērion*, wild animal, + *therapeia*, treatment.] Veterinary therapeutics.

theriot'omy [G. *thērion*, wild beast, + *tomē*, incision.] Anatomy or dissection of the lower animals, zootomy.

therio'ma [G.] A malignant tumor or ulcer.
therm [G. *thermē*, heat.] A small calory, the amount of heat needed to raise one gram of water one degree Centigrade, approximately 15 minims of water 1.8 degree Fahrenheit.

thermacygen'esis [G. *thermē*, heat, + *pharmakon*, drug, + *genesis*, production.] The elevation of body temperature by drug action.

ther'mae [G. *thermaí*, pl. of *thermē*, heat.] Hot springs.

therma'eroth'er'apy [G. *thermos*, warm, + *aēr*, air, + *therapía*, treatment.] The treatment of disease by means of heated air.

thermaesthesia. Thermesthesia.

ther'mal. 1. Relating to warmth or heat. 2. Noting mineral springs the waters of which issue from the ground at a temperature of 70° F. (26.7° C.) or over. **t. capacity**, the amount of heat required to raise any body from 0° to 1° C. **t. death-point**, the degree of heat necessary to kill a fluid culture in ten minutes. **t. hammer**. button cautery.* **t. sense**, thermesthesia. **t. springs**, see def. 2.

Thermal Acid Springs, California. Heavy acid-chalybeate-saline-aluminous waters, closely resembling those of the Matchless Mineral Wells of Alabama.

thermalge'sia. Thermoalgesia.

thermanalge'sia. Thermoanalgesia.

thermanesthesia'sia, **thermanesthesia'sia**. Thermoanesthesia.

thermatology [G. *thermē*, heat, + *-logia*.] The branch of therapeutics dealing with the application of heat; thermotherapy.

thermoesthesia (thur-mes-the'zī-ah). Thermoesthesia, the temperature sense.

therm'esthesiometer, **therm'esthesiometer**. Thermoesthesiometer.

ther'mic [G. *thermē*, heat.] Relating to heat. **t. fever**, **sirosis**. **t. sense**, thermesthesia.

thermif'ugin [G. *thermē*, heat, + *L. fugare*, to drive away.] Trade name of sodium carbamate, employed as an antipyretic in doses of gr. 2-3 (0.13-0.3).

ther'min. Tetrahydrobetanaphthylamine hydrochloride, $C_{16}H_{17}NH_2 \cdot HCl$; a reddish white crystalline powder, soluble in water; employed as a mydriatic in 1 to 5 per cent. solution, and is said to increase the body temperature.

thermo- [G. *thermē*, heat.] A prefix denoting heat or some relation to temperature.

thermoesthesia'sia. Thermoesthesia.

thermoalgesia (thur-mo-al-je'zī-ah) [G. *thermos*, hot, + *algēsis*, sense of pain.] Excessive sensibility to heat, pain caused by slight degree of heat.

thermoanalge'sia. Thermoanesthesia, insensibility to pain.

thermoanesthesia, **thermoanesthesia** (thur'mo-an-es-the'zī-ah) [G. *thermos*, hot, + *an-* priv. + *aisthēsis*, sensation.] Loss of the temperature sense, or of the ability to distinguish between heat and cold; insensibility to heat or to temperature changes.

thermocauterectomy [G. *ektomē*, excision.] Removal of a part by means of the thermocautery.

thermocautery (thur-mo-kaw'ter-ī). The actual cautery, thermoelectric cautery; specifically, the Paquelin* cautery.

thermochemistry (thur-mo-kem'is-trī). The interrelation of chemical action and heat.

thermocholeic (thur-mo-kro'ik). 1. Relating to thermochrose. 2. Exerting a selective action on heat-rays.

thermocholeism (thur-mok'ro-izm). Thermochrosism.

thermochose (thur'mo-kroz). [G. *thermē*, heat, + *chrōs*, color.] The property possessed by heat rays of reflection, refraction, and absorption, similar to that of light rays.

thermochorosis (thur-mo-kro'sis) [G. *thermē*, heat, + *chrōsis*, color.] The selective action of certain substances on radiant heat, absorbing some of the rays, reflecting or transmitting others.

thermochosey (thur-mok'ro-sī) [G. *thermē*, heat, + *chrōsis*, color.] Thermochrose.

thermocurrent. A current of thermoelectricity.

thermodiffusion. The diffusion of fluids, etc., gaseous or liquid, in consequence of difference of temperature.

ther'modin. Acetylparaethoxyphenylurethane, $C_{17}H_{17}NO_4$, occurring in colorless tasteless crystals, slightly soluble in water; antipyretic as antineuralgic in doses of gr. 5-15 (0.3-1.0).

ther'moelec'tric. Relating to thermoelectricity.

thermoelectricity (thur'mo-e-lek-tris'ī-tī) [G. *thermē*, heat.] An electrical current generated as a result of two or more metallic substances, such as antimony and bismuth, when the junction of the two is heated.

thermoesthesia, **thermoesthesia** (thur-mo-es-the'zī-ah) [G. *thermē*, heat, + *aisthēsis*, sensation.] The warmth sense, temperature sense; the ability to distinguish differences of temperature.

ther'moesthesia'meter, **ther'moesthesia'meter**. An instrument for testing the temperature sense, consisting of a metal disc with thermometer attached by which the exact temperature of the disc at the time of application may be known.

thermoexcit'ory. Stimulating the production of heat.

thermogen'esis [G. *thermē*, heat, + *genesis*, production.] The production of heat; specifically the physiological process of heat production in the body.

thermogenet'ic, **thermogen'ic**. Relating to thermogenesis, heat producing. **t. center**, a nerve-center presiding over the production of heat in the body.

thermogen'ics. The science of heat production.

thermogenous (thur-moi'en-us). Thermogenic.

thermograph [G. *thermē*, heat, + *graphō*, I record.]

A registering thermometer, one form of which records every variation of temperature by means of a style, moving with the mercury in a tube, and registering its rise and fall upon a circular temperature chart turned by clockwork.

ther'mohyperalge'sia [G. *thermē*, heat, + *hyper*, above, + *algēsis*, sense of pain.] Excessive thermoalgesia.

thermohyperesthesia'sia, **thermohyperesthesia'sia** [G. *thermē*, heat, + *hyper*, over, + *aisthēsis*, sensation.] Very acute thermoesthesia, or heat-sense. **thermohypesthesia**, **thermohypesthesia'sia** [G. *thermē*, heat, + *hypo*, under, + *aisthēsis*, sensation.] Diminished heat perception.

thermohypoesthesia'sia, **thermohypoesthesia'sia**. Thermohypesthesia.

thermo-inhibitory (thur-mo-in-hib'ī-to-ri). Inhibiting or arresting thermogenesis.

ther'mol. Acetyl-salicyl-phenetidin, $C_{17}H_{17}NO_4$, a white crystalline powder without odor or taste; antipyretic, antineuralgic, and antispasmodic in doses of gr. 3-10 (0.2-0.6).

thermole'tils [G. *thermē*, heat, + *L. laetilis*, fertile.] Subject to alteration or destruction by heat.

thermol'ogy [G. *thermē*, heat, + *-logia*.] The science of heat, thermotics.

thermolysis [G. *thermē*, heat, + *lysis*, solution.]

1. The loss of body heat by evaporation, radiation, etc. 2. Chemical decomposition by heat.

thermolytic. 1. Relating to thermolysis. 2. An agent promoting heat dissipation. **t. center**, a nerve-center presiding over the process of heat dissipation in the body.

thermometer [G. *thermē*, heat, + *metron*, measure.]

An instrument for indicating the temperature of any substance. The ordinary thermometer is a sealed vacuum tube, expanded into a bulb at its lower extremity, and containing mercury; the latter expands with heat and contracts with cold, its level accordingly rising or falling in the tube, the exact degree of variation of level being indicated by a scale etched on the glass of the tube or marked on the frame which holds the tube. For measuring extreme degrees of cold, a thermometer filled with alcohol instead of mercury is used (*spirit thermometer*). High temperatures are measured by means of a vessel containing dry air or gas (*air or gas thermometer*), the expansion or increased pressure of which indicates the degree of heat. For measuring excessive heat, such as that of a furnace or pottery kiln, a special form of thermometer, in the shape of a metallic bar or other contrivance is used; this is termed a *pyrometer*. **clinical t.**, a small self-registering t., consisting of a simple glass tube without frame, used for taking the temperature of the body. **maximum t.**, see *self-registering t.*, **self-reg'istering t.**, one in which the maximum or minimum temperature, during the period of observation, is registered by means of a special appliance; in the clinical t. only the highest temperature is registered (*maximum thermometer*); this is effected usually by a steel bar above the column of mercury, or by a segment of the mercury separated from the main column by a bubble of air; after the maximum temperature is registered the bar or segment of mercury remains in place as the column of mercury contracts. **surface t.**, a clinical t. the bulb of which is flattened in the form of a disc which indicates roughly the temperature of the portion of the skin to which it is applied. **t. scale**, a scale employed to indicate the degree of heat registered by a thermometer; there are three of these in more or less common use, the *centigrade*, the *Fahrenheit*, and the *Réaumur*; see these names; the scale for measuring the absolute* temperature is a centigrade scale, the freezing point on which is marked 273° and the boiling point (100° C.) 373°. See the comparative thermometer scales (*absolute*, *centigrade*, *Fahrenheit*, and *Réaumur*) in the Appendix.

thermometric. Relating to thermometry or to a thermometer.

thermometry. The measurement of temperature. **thermoneurosis** (thur-mo-nu-ro'sis). An elevation of the temperature of the body due to nervous influence, as seen sometimes in hysteria.

thermopalpation [G. *thermē*, heat, + *L. palpare*, to feel.] The estimation of the temperature of the body by the application of the palm or back of the hand to the surface.

thermopenetration. Diathermia.

thermophagy [G. *thermē*, heat, + *phagō*, I eat.] The eating of hot food.

thermophil, **thermophile**. 1. Thermophilic. 2. A thermophilic microorganism.

thermophilic [G. *thermos*, warm, + *phileō*, I love.] Preferring heat; thriving best at a high temperature, said of bacteria which develop between

the limits of 40° and 70° C. (104° and 158° F.), with an optimum of 50° to 55° C. (122° to 131° F.).

thermophobia [G. *thermē*, heat, + *phobos*, fear.] An abnormal dread or dislike of heat.

thermophore [G. *thermē*, heat, + *phoros*, bearing.]

1. An arrangement for applying heat to a part; it consists of a water heater, a tube conveying hot water to a coil, and another tube conveying the water back to the heater. 2. A flat bag containing certain salts which produce cold when moistened; used as a substitute for the ice-bag. 3. An appliance for preventing cooling of the mask in other inhalations.

thermophilic [G. *thermē*, heat, + *phyllassō*, I avoid.] Resistant to heat, noting certain microorganisms.

thermopile (thur'mo-pīl). A thermoelectric battery, consisting usually of a series of bars of antimony and bismuth joined together; used as a thermoscope, heating of the bars at their junctions giving rise to an electric current.

thermoplegia [G. *thermē*, heat, + *plēgē*, stroke.] Heat-stroke, siriasis, insolation.

thermopolypnea, **thermopolypnoea** [G. *thermē*, heat, + *polys*, much, + *pnoia*, breathing hard.] Rapid respiration caused by fever.

thermoregulator. Thermostat.

thermoscope [G. *thermē*, heat, + *skopeō*, I view.] Differential thermometer, an instrument for indicating slight differences of temperature, without registering or recording them.

thermostable, **thermostable** (thur-mo-sta'bl) [G. *thermē*, heat, + *L. stabilis*, stable.] Not subject to alteration or destruction by heat.

thermostat [G. *thermē*, heat, + *statos*, standing.] An apparatus for the automatic regulation of heat, as in an incubator.

thermosteresis [G. *thermē*, heat, + *sterēsis*, loss.] The abstraction or deprivation of heat.

thermosystaltic [G. *thermē*, heat, + *systaliskos*, contracting.] Relating to thermosystaltism.

thermosystaltism. Contraction, as of the muscles, under the influence of heat.

thermotactic, **thermotaxic**. Relating to thermotaxis.

thermotaxis [G. *thermē*, heat, + *taxis*, orderly arrangement.] 1. Reaction of living protoplasm to the stimulus of heat, whereby the animal or plant is attracted (*positive t.*) or repelled (*negative t.*) by heat; thermotropism. 2. Regulation of the temperature of the body.

thermotherapy [G. *thermē*, heat, + *therapeia*, treatment.] Treatment of disease by the application of heat in any way.

thermotic. Relating to heat or to thermotics.

thermotics [G. *thermois*, heat.] The science of heat, thermology.

thermotonometer [G. *thermē*, heat, + *tonos*, tone, strain, + *metron*, measure.] An instrument for measuring the degree of thermosystaltism, or muscular contraction under the influence of heat.

thermotoxin. A toxin or poison formed in the tissues under the influence of excessive heat.

thermotracheotomy (thur-mo-tra-ke-ot'-o-mī). Tracheotomy performed by means of the thermocautery.

thermotropism [G. *thermē*, heat, + *tropē*, a turning.] Thermotaxis (1).

theroid [G. *thēr*, a wild beast, + *eidos*, resemblance.] Resembling an animal in instincts or propensities.

theromorph. A monster having a malformation

resembling a normal structure in one of the lower animals.

theromorphia, theromorphism [G. *thēr*, a wild animal, + *morphē*, shape.] A malformation or abnormality in man, resembling a normal structure in one of the lower animals.

the'sis [G. an arrangement.] 1. An essay on a medical topic prepared by the graduating student. 2. A proposition, submitted by the candidate for a doctorate degree in some universities, which must be substantiated by argument against any objections offered.

Theve'tia [after Andrew *Thevet*, a French missionary monk, 1502-1590.] A genus of plants of the order *Apocynaceae*, or dogbanes. *T. alou'al* and *T. nerillo'lia*, containing the glucoside *thevetin*, are fish poisons of Brazil. *T. yecot'li*, a Mexican species, containing the glucosides, *cerberid* and *thevetosin*, is a heart poison.

thi'al. Hexamethylenamine oxymethylsulphonate, a white powder soluble in water; employed in antiseptic surgical dressings, and as a disinfectant.

thial'din. A prismatic crystalline substance, $C_8H_{11}NS_2$, of a peculiar characteristic odor, soluble in water, obtained by the action of sulphureted hydrogen or a solution of aldehyde ammonia; said to be a heart stimulant and, in large doses, paralyzant.

thial'ion. Trade name of a preparation containing lithium, recommended in gout and rheumatism.

thick-leg. Big-leg, lymphangitis of the leg in a horse.

thick-wind. Roaring, an ailment in horses marked by labored breathing due to thickening of the mucous membrane of the finer bronchial tubes and air cells.

Thielmann's diarrhoea mix'ture (teel'mahn) [Karl Heinrich *Thielmann*, German physician, 1802-1872.] (N.F.) Fluidextract of ipecac 0.8, oil of peppermint 4, wine of opium 24, tincture of valerian 40, ether 12, alcohol to make 100; dose, $\text{m}30$ (2.0).

Thiersch's canalic'uli (tērsh) [Karl *Thiersch*, German surgeon, 1822-1895.] Minute channels in newly formed reparative tissue, permitting the circulation of nutritive fluids, precursors of new vascularization. T.'s meth'od, skin-grafting with films of epidermis with a portion of the dermis, shaved off in strips and applied to the surface after shaving down the granulations; the method was published in 1874 but had been previously recommended by Ollier of Lyons in 1872.

thieves' vin'egar. Acetum aromaticum.

thi'genol. Trade name of a synthetic sodium sulphinate, recommended as a substitute for ichthyol.

thigh. The upper leg, between the hip and the knee. *t. bone*, femur. *t. joint*, hip-joint, articulation coxae [BNA].

thigmotax'is [G. *thigma*, touch, + *taxis*, orderly arrangement.] A form of barotaxis, noting the reaction of plant or animal protoplasm to contact with a solid body.

thigmotropism [G. *thigma*, touch, + *tropē*, a turning.] Thigmotaxis.

thio- [G. *theion*, sulphur.] A prefix denoting that sulphur has replaced oxygen in the compound to the name of which it is attached.

thi'oacid. Sulphacid, sulphoacid; an acid derived from another acid by the replacement of oxygen by sulphur.

thi'oalcohol. Mercaptan.

thi'ocol [G. *theion*, sulphur, + *kolla*, glue.] Potas-

sium guaiacolsulphonate; a white powder with a slightly bitter taste, used in the treatment of chronic catarrhal and tuberculous affectum in doses of 5-20 gr. (0.3-1.3).

thiocyanate. A salt of thiocyanic, or sulphocyanic acid.

thiocyanic acid (thi'o-si-an'ik as'id). Sulphocyanic acid.

thi'odin. Trade name of a preparation obtained by the action of ethyl iodide upon thioannamine, employed as a resolvent of scar tissue in doses of gr. 3-6 (0.2-0.4).

thi'oether. An ether in which the oxygen is replaced by sulphur, a sulphur ether.

thi'oform. Trade name for dithionallylate of bismuth, a light brownish powder, used as a substitute for iodoform.

thlogen'ic [G. *theion*, sulphur, + *gennao*, I produce.] Producing sulphur, noting the bacteria in the waters of certain mineral springs, which convert hydrogen sulphide into higher sulphur compounds.

thi'ogenol. An external antiseptic of sodium sulphinate compounded with sulphur.

thi'ol, thio'lum. A mixture of sulphurated hydrocarbons, purified with ammonia; occurs in the form of a dark brown powder or a dark, reddish brown, syrupy liquid, employed as a dressing powder or in ointment in the treatment of skin diseases.

thi'olin. Thiolic acid, a green oily substance prepared by boiling sulphur in linseed oil and treating with sulphuric acid; a sodium salt is employed in skin diseases as a substitute for ichthyol.

thion'ic [G. *theion*, sulphur.] Relating to sulphur t. acid, thioacid, sulphoacid.

thi'onin. A dark green histological stain.

thiophene (thi'o-fēn). A hydrocarbon found in commercial benzene, a colorless oily liquid; antiseptic but employed only in salts with iodine and bromine. *sodium t. sulphinate*, a white crystalline powder used in prurigo in place of beta-naphthol. *t. biniodide* a yellow crystalline powder, employed as an antiseptic dusting powder in place of iodoform. *t. diiodide*, *t. biniodide*. *t. tetraiodide*, a yellow crystalline powder, used like the biniodide.

thi'ophil, thi'ophile [G. *theion*, sulphur, + *philos*, fond.] 1. Thiophilic. 2. A thiophilic microorganism.

thiophil'ic. Thriving in the presence of sulphur or sulphur compounds, noting certain bacteria.

thiopy'rine. A compound formed from antipyrine by replacing its oxygen by sulphur.

thioresor'cin. A grayish yellow powder, phenyl bisulphhydrate, used as a substitute for iodoform.

thioethamine (thi'o-sin'a-mēn). Rhodalline, also sulphocarbamide, a white crystalline powder of bitterish, sweetish taste and faint odor of garlic, slightly soluble in water; employed as a resolvent of scar tissue, uterine fibroids, and fibrous adhesions in joints; employed internally in doses of gr. $\frac{1}{4}$ -1 (0.03-0.06), and also subcutaneously.

thiosul'phate. A salt of thiosulphuric acid, a type-sulphite.

thiosulphu'ric acid. Hyposulphurous acid, a sulphuric acid in which an atom of oxygen has been replaced by sulphur.

Thi'othrix [G. *theion*, sulphur, + *thrix*, hair.] A genus of *Chlamydocarriaceae*, which includes those in which the cells contain sulphur granules.

thio-ure'a. Sulphocarbamide; urea in which the oxygen has been replaced by sulphur.

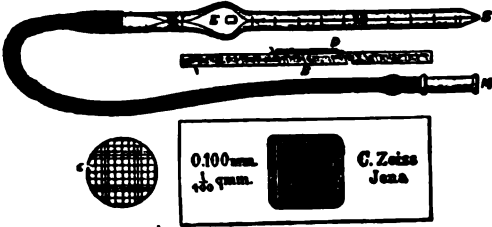
thioxydiphenyl'amine. A yellow odorless and tasteless powder insoluble in water, soluble in alcohol, alkaline solutions, and acetic acid; employed in laryngeal tuberculosis and generally as a substitute for iodoform, and internally in cystitis in doses of gr. 2-4 (0.13-0.25). Solutions of t. of 8 per cent. strength in eucalyptol, guaiacol, and creosote have been employed in tuberculous laryngitis.

third [A.S. *thridda*.] That one of a series between the second and the fourth. **t. cor'puscle**, platelet. **t. inten'tion**, see *intention*. **t. nerve**, nervus oculomotorius [BNA]. **t. sphincter**, plica transversalis recti. **t. ven'tricle**, ventriculus tertius.

thirst [A.S. *thurst*.] A desire for drink associated with uncomfortable sensations in the mouth and pharynx; dipsa, sitis. **absence of t.**, adipsia, aposia. **excessive t.**, polydipsia. **morbid t.**, dipsosis.

thirst-cure. Treatment of disease by restricting the consumption of fluids; Schroth's method, dipsotherapy.

Thiry's fis'tula (te-re') [Jean Hubert Thiry, Belgian physician, 1817-1897.] An artificial fistula for collecting the intestinal juice of a dog or other animal for experimental purposes. A loop of intestine is isolated, its vascular and nervous connections being preserved, the continuity of the intestinal tract being restored by end-to-end anastomosis; one end of the isolated segment is closed, the other attached to the skin of the abdomen and provided with a cannula.



THOMA-ZEISS HEMOCYTOMETER.

SM, graduated pipette for drawing and diluting blood; E, mixing chamber; D, counting cell; B, ruled surface, shown enlarged at c.

Thiry-Vella fis'tula. Vella's* fistula.

thi'uret. A light odorless powder, $C_6H_5N_2S_2$, employed as a substitute for iodoform.

thlip'senceph'alus [G. *thlipsis*, pressure, + *enkephalos*, brain.] A monster of the class of pseudencephalus, in which the brain is replaced by a spongy mass which extrudes through a defect in the upper cervical spine and back of the skull.

Thoma's ampull'a (to'mah) [Richard Thoma, German histologist, *1847.] The terminal dilatation of an interlobular artery in the spleen. **T's fluid**, nitric acid 1, 95 per cent. alcohol 25; a fluid for decalcifying bone in the preparation of histological specimens.

Thoma-Zeiss hemocytom'eter (to'mah-tsis) Richard Thoma, German histologist, *1847; Carl Zeiss, German maker of optical instruments.] An apparatus for counting the blood-cells; it consists of a glass pipette, provided with an ampulla for collecting the blood and diluting it, and a counting chamber; the latter has a depth of $\frac{1}{10}$ mm. and is marked off into squares of $\frac{1}{10}$ square mm., so that the space under each square contains $\frac{1}{1000}$ cubic mm.

Thom's as's bal'sam. Balsam of tolu. **T's collyr'ium** a solution of gr. 20 each of sodium chloride and zinc sulphate in one ounce of rosewater.


Thomas's splints [Hugh Owen Thomas, Liverpool surgeon, 1834-1891.] Rigid splints, made of steel bars curved to the shape of the limb and retained by plaster-of-Paris bandages, employed in the treatment of chronic joint diseases.

Thomp'son's solu'tion of phos'phorus [Ashburton Thompson, English physician, 19th century.] Liquor phosphori (N.F.).

Thomp'son's test (Sir Henry Thompson, London surgeon, 1820-1904.) The two-glass test; the urine, in a case of gonorrhea, is passed into two glasses; if the gonococci and gonorrheal threads are found only in the first glass the probability is that the process is limited to the anterior urethra.

Thomsen's disease' (tom'sen) [Asmus Julius Thomsen, Danish physician, *1815.] Myotonia congenita.

Thom'son's fas'cia [Allen Thomson, Scotch anatomist, 1809-1884.] Inconstant yellowish fibers, passing from the median line a little above the symphysis pubis obliquely downward and outward on the aponeurosis of the internal rectus



THOMA-ZEISS RULED SLIDE FOR BLOOD-CELL COUNTING.

femoris, under the spermatic cord, outside of the suspensory ligament of the penis, and in front of the femoral arch; they cover the inner half of the external abdominal ring.

Thomso'nianism [Samuel Thomson, Massachusetts physician, 1769-1843.] Herbalism, a therapeutic method in which none but remedies of vegetable origin are employed.

tho'racal. Thoracic.

thoracal'gia [G. *thōrax*(*thōrak*-), chest, + *algos*, pain.] Pain in the chest, pleurodynia.

tho'racao'r'ta. The thoracic aorta.

thorace'tomy [G. *thōrax* + *ektomē*, excision.] Resection of a portion of a rib.

thoracento'sis [G. *thōrax*(*thōrak*-), chest, + *kentēsis*, puncture.] Tapping the thorax, the thrusting of a trocar and cannula into the cavity of the chest for the removal of accumulated fluid.

thoracic (tho-ras'ik). Relating to the thorax. **t. aor'ta**, the portion of the aorta contained in the thorax. **t. ax'ls**, arteria thoracoacromialis [BNA]. **t. cav'ity**, cavum thoracis, the cavity bounded by the diaphragm and the walls of the chest, containing the lungs and bronchi, heart and origin of the large vessels, and the esophagus. **t. choke**, see *choke*. **t. duct**, ductus thoracicus. **t. girdle**, shoulder girdle.* **t. index**, see *index*. **t. spine**,

dorsal spine, that part of the spinal column which enters into the formation of the chest.

thoracicoabdom'inal. Relating to the thorax and the abdomen.

thoracico-acro'mial. Acromiothoracic.

thoracicohu'meral. Relating to the thorax and the humerus.

thoracispi'nal. Relating to the thoracic or dorsal portion of the spinal column or spinal cord.

thoracoabdom'inal. Thoracicoabdominal.

thoracoacro'mial. Acromiothoracic.

thoracoceloschisis, thoracoceloschisis (tho'rä-ko-se-los'ki-sis) [G. *thōrax* + *kōilōia*, belly, + *schisis*, fissure.] A congenital fissure of the trunk embracing both the thoracic and abdominal cavities.

thoracocente'sis. Thoracentesis.

thoracocyllo'sis [G. *thōrax* + *kyllōsis*, a crippling.] Any deformity of the chest walls.

thoracocytrosis (tho'rä-ko-sur-to'sis) [G. *thōrax* + *kyrtos*, curved.] Abnormally wide curvature of the chest wall.

thoracodid'yimus [G. *thōrax* + *didymos*, twin.] A twin monster joined in the thoracic region.

thoracodyn'ia [G. *thōrax* + *odynē*, pain.] Thoracalgia.

thoracogas'trodid'yimus [G. *thōrax* + *gastēr*, belly + *didymos*, twin.] A twin monster with fused abdomen and thorax.

thoracogastroschisis (tho'rä-ko-gas-tros'ki-sis) [G. *thōrax* + *gastēr*, belly, + *schisis*, fissure.] Thoracoceloschisis.

tho'racograph [*thōrax* + *graphō*, I record.] An instrument for obtaining the horizontal contour of the chest.

thoracom'elus [G. *thōrax* + *melos*, extremity.] A double monster in which the parasite, often only a single arm or leg, is attached to the thorax of the autosite.

thoracom'eter [G. *thōrax* + *metron*, measure.] An instrument for measuring the size of the chest; stethometer.

thoracom'yodinia (tho'rä-ko-mi-o-din'i-ah) [G. *thōrax* + *mys*, muscle, + *odynē*, pain.] Pain in the muscles of the chest wall.

thoracop'agus [G. *thōrax* + *pagos*, attached, fused.] A twin monster with fusion in the thoracic region usually in the neighborhood of the sternum; xiphopagus.

tho'racoplasty [G. *thōrax* + *plastō*, I form.] Reparative or plastic surgery of the thorax.

thoracopneumoplasty (tho'rä-ko-nu'mo-plas-ti) [G. *thōrax* + *pneumōn*, lung, + *plastō*, I form.] Reparative or plastic surgery of the chest in which the lung is also involved.

thoracoscchisis (tho'rä-ko-s'ki-sis) [G. *thōrax*(*thōrak*-), chest, + *schisis*, fissure.] Congenital fissure of the chest wall.

thorac'oscope [G. *thōrax* + *skopeō*, I examine.] Stethoscope.

thoracoc'opy. Examination of the chest.

thoracosten'o'sis [G. *thōrax* + *stenōsis*, narrowing.] Narrowness of the chest.

thoracostomy [G. *thōrax* + *stoma*, mouth.] The establishment of an opening into the cavity of the chest, as for the drainage of an empyema; or resection of a portion of a rib over a greatly hypertrophied heart.

thoracot'omy [G. *thōrax* + *tomē*, incision.] Any cutting operation upon the chest wall.

thoradel'phus [G. *adelphos*, brother.] A twin monster belonging to the class of monocephalus, in which, from the navel upward, the two individuals are fused into one.

thor'adin. The former trade name of *thoracodin*.

thorax, gen. thorac'is [G. *thōrax*, breastplate] The chest, the upper part of the trunk between the neck and the abdomen; it is formed by the twelve dorsal vertebrae, the twelve pairs of ribs, the sternum, and the muscles and fasciae attached to these; below it is separated from the abdomen by the diaphragm; it contains the chief organs of the circulatory and respiratory systems, as distinguished from the abdomen which encloses those of the digestive apparatus.

Thorel's bun'dle (tör'el)

[Ch. *Thorel*, German physician, contemporary.] A structure, analogous to the bundle of His, connecting the sinoauricular and auriculoventricular nodes.

thorem'edin. Trade name of a preparation said to contain radioactive thorium in combination with didymium and lead salts, sulphuric acid, and a small quantity of hydrochloric and nitric acids; recommended in the treatment of various skin diseases, and especially lupus and epithelioma.

tho'rium [*Thor*, the Norse god of thunder] A metallic element, symbol Th, atomic weight: 232.04; it is radioactive and antiseptic; its integration product is mesothorium. The two known thorium emanations are called respectively, thorium A, B, C, and D.

Thormahlen's test (tör'ma-len) [Johann Thormahlen, German physician, 19th century] For melanin; the suspected liquid is treated with sodium nitroprusside, caustic potash, and acetic acid; if melanin is present the solution takes on a deep blue color.

Thorn's maneu'ver (torn) [Willy Thorn, German obstetrician, 1859-1913.] Conversion of a breech into a vertex presentation by combined external and internal version.

thorn'-apple. Stramonium. *t.-a. crystals*, stramonium urate crystals in the shape of rounded bodies with many projecting points.

thorn'-poppy. A plant, *Argemone mexicana*, native of the southwestern United States and of Mexico; the seeds are purgative in doses of 31-14 (4-8.0) in infusion.

Thorn'ton's sign [J. Knowsley Thomson, English physician, *1845.] Paroxysmal attacks of severe pain in the side in renal colic.

Thornwald's ang'ina (torn'vahl't). See *Torwald's thorough-joint* (thur'o-joynt). Diarthrosis, arthritis.

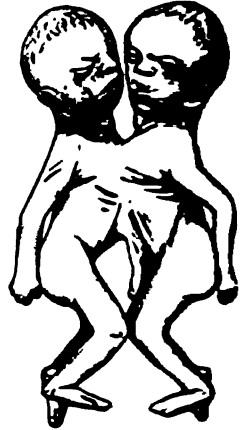
thorough-pin (thur'o-pin). 1. Synovial distention of the sheath of the flexor perforans tendons of the horse, causing a swelling on each side of the hollow of the hock. 2. Synovial distention on the posterior surface of the carpal joint, or base of the foreleg of the horse.

thorough-wurt (thur'o-wurt). Eupatorium.

thor'ter-ill. Louping-ill, leaping-ill.

thought'-reading. Telepathy, mind-reading.

thought'-transfer. Telepathy.



THORACOPAGUS

thox'os. Trade name of a preparation containing strontium, lithium, and colchicum, recommended for rheumatism.

thread [A.S. *thræd*.] 1. A fine spun filament of flax, silk, cotton, or other fibrous material. 2. A filiform or thread-like structure.

thread'-fungus. Any species of *Trichophyton*.

thread-galvanometer (thred-gal-van-om'e-ter). Electrocardiograph.

thread-gran'ules. Mitochondria.

thread-reac'tion [Ger. *Fadenreaktion*.] If a drop of blood from a person suffering or convalescent from typhoid fever is added to a suitable medium inoculated with typhoid bacilli, the latter exhibit a tendency to arrange themselves in chains or threads; the reaction is present, but incomplete, in the case of a person who has had typhoid fever a number of years before. The phenomenon is observed in the case of other bacteria also when growing in a specific serum; it is supposed to be due to the presence of agglutinins in the serum.

thread-worm. *Oxyuris*.

thready. Filamentous, filiform.

three-cornered bone. Cuneiform bone of the carpus, os* triquetrum [BNA].

three-day fever. Dengue.

Three Springs, Pennsylvania. Sulphated-saline-calcic waters containing carbonic acid gas, 55° F. Three springs. Used by drinking in chronic constipation, obesity, uremia, general anasarca, local dropsies, and other affections. The entire year.

thremmatol'ogy [G. *thremma* (thremmat-), a nursing, + *-logia*.] 1. The science of breeding animals by artificial selection. 2. The branch of science which deals with the laws of heredity; see *eugenics*.

threpeol'ogy [G. *threpsis*, nourishment, + *-logia*.] The science of nutrition.

threshold (thresh'hold) [A.S. *therxold*.] Limen. 1. The point where a stimulus begins to produce a sensation, the lower limit of perception of a stimulus; schwelle. 2. The external opening of a canal, entrance. **ab'solute t.**, the lowest limit of any perception whatever; distinguished from differential t. **differen'tial t.**, the lowest limit at which two stimuli can be differentiated. **double-point t.**, the least degree of separation of two points applied to the surface which permits of their being felt as two. **rela'tional t.**, the smallest degree of difference between two stimuli which permits them to be perceived as different. **stim'ulus t.**, absolute t.

thridae, thridaceum (thrid'ās, thri-da'se-um) [G. *thridax*, lettuce.] The expressed juice of *Lactuca virosa*; practically the same as lactucarium, which is the exuded juice of the plant.

thrill. The vibration accompanying a cardiac or vascular murmur, which can be felt on palpation; fremitus. **hydat'id t.**, the peculiar sensation felt on palpation of an hydatid cyst. **presystol'ic t.**, a thrill sometimes felt, on palpation over the apex of the heart, immediately preceding the ventricular contraction. **purring t.**, purring* fremitus.

throat (thrôt) [A.S. *throtu*.] 1. The gullet, the swallow, the fauces and pharynx. 2. The anterior aspect of the neck, jugulum. 3. Any narrowed entrance into a hollow part. **sore-t.**, see *sore-throat*.

throat-almond. Tonsil.

throat-ring. Waldeyer's* throat-ring.

throb. 1. To pulsate. 2. A beating or pulsation.

throat-root. Geum or water-avens.

throat-wort (thrôt'wurt). 1. *Scrophularia* or fig-wort. 2. *Digitalis*. 3. *Campanula trachelium*.

throes (thro) [A.S. *thrudu*.] A severe pain or pang; the pain of childbirth.

throm'base [thromb(ose) + *-ase*.] Thrombin, the fibrin ferment.

thrombec'tomy [G. *ektomē*, excision.] The excision of a thrombus.

throm'bin [G. *thrombos*, clot.] A ferment (the activated thrombogen) formed in the blood, after this is shed, which converts fibrinogen into fibrin; it is formed from the conjunction of prothrombin and calcium salts.

thromboanglitis (throm-bo-an-je-i'(e')tis) [G. *thrombos*, a clot, + *angeion*, vessel, + *-itis*.] Inflammation of the intima of a vessel, with thrombosis. **t. oblit'erans**, obliteration of the larger arteries and veins of a limb by thrombi, with subsequent gangrene—presenile spontaneous gangrene.

thromboarteritis (throm-bo-ar-te-ri'(re')tis). Thromboangiitis affecting an artery.

thromboblast (throm'bo-blast) [thrombo(cyle) + G. *blastos*, germ.] A small basophile cell said to be the mother cell of the platelet.

thrombocin'ase. Thrombokinase.

throm'bocyst, thrombocys'tis [G. *kystis*, a bladder.] A membranous sac enclosing a thrombus.

thrombocyte (throm'bo-sit) [G. *kytos*, cell.] Platelet.

throm'bogen [G. *thrombos*, clot, + *genesis*, source.] Prothrombin, a proferment supposed to be liberated from disintegrated blood-plates and which, when activated, converts fibrinogen into fibrin, causing coagulation of the blood.

thrombogen'ic [G. *thrombos*, clot, + *gennaō*, I produce.] 1. Relating to thrombogen. 2. Causing thrombosis or coagulation of the blood.

throm'bold [G. *thrombos*, clot, + *eidōs*, resemblance.] Resembling a clot or thrombus.

thrombokin'ase [thrombogen + G. *kineō*, I set in motion.] A zymoplastic substance contained in the tissues and the blood, which is supposed to possess the property of activating thrombogen when combined with a calcium salt.

thrombolympfangitis (throm-bo-lim-fan-ji'(je')tis). Inflammation of a lymphatic vessel with the formation of a lymph-clot.

thrombophlebitis (throm-bo-fleb-i'(e')tis) [G. *thrombos*, a clot, + *phleps* (phleb-), vein, + *-itis*.] Septic inflammation of a vein with thrombosis.

thrombosed (throm'bōzd). 1. Clotted. 2. Noting a blood-vessel which is the seat of thrombosis.

throm'bozin. Thrombin.

thrombo'sis [G. *thrombōsis*, a curdling.] 1. The formation of a thrombus. 2. The presence of a thrombus. **atroph'ic t.**, t. due to feebleness of the circulation, in a case of marasmus for example; marantic t. **compres'sion t.**, t. due to arrest of the circulation in a vessel by compression, as from a tumor. **creep'ing t.**, a gradually increasing t. involving one section of a vein after another in continuity. **dilata'tion t.**, t. due to slowed circulation consequent upon dilatation of a vein. **jump'ing t.**, t. occurring in one vein and another in different regions. **maran'tic t.**, **maras'mic t.**, atrophic t. **placen'tal t.**, t. of the veins of the uterus at the placental site. **plate t.**, platelet t., t. thought to be due to an abnormal accumulation of platelets.

thrombosta'sis. Local arrest of the circulation caused by thrombosis.

thrombot'ic. Relating to, caused by, or characterized by thrombosis.

throm'bus [G. *thrombos*, a clot.] A plug more or less completely occluding a blood-vessel or one

of the cavities of the heart, formed *in situ* by coagulation of the blood or a deposition of some of its formed elements. **agglut'native t.**, hyaline t. **ag'on'y t.**, a heart clot formed during the act of dying after prolonged heart failure. **anterior'tem t.**, a heart clot formed during life. **ball t.**, a white antemortem t. found in the left atrium in certain cases of mitral stenosis. **fer'ment-t.**, a t. supposed to be formed in consequence of the liberation of fibrin-ferment in the circulating blood. **fibrinous t.**, one formed by repeated deposits of fibrin from the circulating blood; it usually does not completely occlude the vessel. **glob'ular t.**, one of a number of thrombi of varying size, from a pea to a walnut, within the heart cavity, connected by a delicate fibrinous network; they are usually cystic in character, the interior having broken down into a thick fluid mass. **hy'aline t.**, a translucent colorless plug, partly or completely filling a capillary or small artery or vein; it is formed by an agglutination of red blood-corpuscles which lose their hemoglobin. **infec'tive t.**, one formed in septic phlebitis. **lam'inated t.**, one formed gradually by clotting of the blood in successive layers. **maran'tic t.**, **maras'mic t.**, a t. formed in cases of marasmus or general debility. **milk t.**, a localized swelling in the breast due to obstruction in the milk-ducts. **mixed t.**, laminated t., the layers of different ages being of different color or consistency. **mu'al t.**, a t. formed on and attached to a diseased patch of endocardium, not on a valve. **obstruc'tive t.**, one due to obstruction in the vessel from compression or other cause. **pale t.**, a clot of opaque, dull white color, in the heart or any vessel, composed essentially of blood-platelets. **par'ietal t.**, an arterial t. which has been in large part absorbed, the remains adhering to one side of the wall of the vessel. **postmor'tem t.**, a heart clot formed after death. **prop'agated t.**, see *creeping thrombosis*. **red t.**, one formed rapidly by the coagulation of stagnating blood. **strat'ified t.**, mixed t. **val'vular t.**, a parietal t. which projects into the lumen of the vessel. **white t.**, pale t.

through-drain'age. Drainage through a tube which passes from one portion of the surface to another through the wound cavity.

through-illumina'tion. Transillumination.

throw'back. An individual organism which manifests certain characters peculiar to a remote ancestor or to the original type, which have been in abeyance during one or more of the intermediate generations.

throwing-back'. Telegony (in animals), xenia (in plants).

thrush. 1. Aphthous stomatitis, sprue (1), aphthæ.* 2. A disease of the frog of a horse's foot attended with a malodorous discharge, due to filth and neglect.

thrush'-fungus. *Oidium albicans*, or *Saccharomyces albicans*.

thrush'-culture. Stab culture.*

thryp'sis [G. a breaking in pieces.] A comminuted fracture.

Thudichum's test (too'de-khoom) [Johann Ludwig Wilhelm Thudichum, German physician, *1829.] For creatinin: a mixture of the suspected fluid with dilute ferric-chloride solution will turn dark red on heating, if creatinin is present.

thu'ja (thoo'yah). Thuya.

thu'jol. Thuylol.

thu'lum. A metallic element, symbol Tm, atomic weight 168.5.

thumb [A.S. *thuma*.] The first finger on the radial side of the hand, pollex. **stave of the t.**, Bennett's* fracture. **t. lancet**, see illustration under *lancet*.

thumps. Singultus, or hiccup in the horse.

thun'der-disease. Apoplexy.

thun'der-humor. An obstinate skin eruption.

thus, gen. *thu'ris* [L. incense.] Frankincense. **t. americana'num** (Br.), terebinthina (U.S.), turpentine.

thu'ya [G. *thyia*.] Arbor vitae, the fresh tree. Thuya occidentalis, an evergreen tree of eastern North America largely cultivated for ornamental purposes and as a hedge; has been employed externally as an expectorant, emmenagogue, and anthelmintic, in doses of ʒi:5-30 (10-30 g.); the fluidextract, and externally to remove epidermal growths—warts and epithelioma.

thu'yol, thu'yone. A volatile oil of thuya, $C_{10}H_{16}$, possessing stimulant properties.

thylac'tis (thi'-lā-si'(se')tis) [G. *thylax* (thylak-bag, + *-itis*.] Inflammation of the sebaceous glands of the skin.

thymacetin (ti-mas'et-in). A white crystalline powder, slightly soluble in water $C_{11}H_{17}NO_4$; is made from thymol as phenacetin is from phenol and resembles phenacetin in its antipyretic and analgesic properties; dose gr. 5-15 (0.3-1 g.).

thyme (tim). The dried leaves and flowering twigs of *Thymus vulgaris*, sweet thyme, garden thyme, employed as a condiment; it contains a volatile oil, oleum* thymi, and is a source of thymol.

thymec'tomize [G. *thymos*, thymus, + *ektomē*, excision.] To deprive, by operation, of the thymus gland.

thymec'tomy [G. *thymos*, thymus, + *ektomē*, excision.] Operative removal of the thymus gland. **thymelco'sis** [G. *thymos*, thymus, + *hēkēsis*, ulceration.] Suppuration of the thymus gland.

thymene (ti'mēn). A colorless volatile oil, $C_{10}H_{16}$, derived from oil of thyme, possessing antiseptic properties.

thymic (thi'mik). Relating to the thymus gland. **t. acid**, adenylic* acid. **t. asthma**, laryngospasm stridulus. **t. death**, sudden death occurring in the status* lymphaticus. **t. stridor**, **t. asthma**.

thymic (ti'mik). Relating to or containing thymus t. acid, thymol.

thymicolymphat'ic. Relating to the thymus and the lymphatic glands, noting especially the status lymphaticus or thymicus.

thym'in. 1. A purin formed by the decomposition of adenylic, or thymic acid. 2. Trade name of an extract of the thymus gland.

thym'in'ic acid. Nucleolin-phosphoric acid; said to be a solvent of uric acid and to prevent its deposition in the tissues, and recommended therefore in the treatment of gout in doses of 5-10 gr (0.3-0.6 g.).

thym'i'odide. Thymol iodide.

thym'ion [G.] A wart.

thym'o'sis [G. *thymion*, a wart.] 1. A warty excoriation. 2. Yaws.

thymitis (thi-mi'(me')tis) [G. *thymos*, thymus, + *-itis*.] Inflammation of the thymus gland.

thymoform (ti'mo-form). A condensation product of thymol and formaldehyde, occurring as a yellowish powder, tasteless, but with a slight odor of thyme, insoluble in water; is recommended as a substitute for iodoform.

thymohydroquinone (ti'mo-hi-dro-kwin'ōn) a substance occurring in the urine after the administration of thymol.

thymoke'sis. Abnormal persistence and enlargement of the thymus gland.

thymol (ti'(thi')mol). (U.S., Br.) Thymic acid, $C_{10}H_{14}O$, a phenol present in the volatile oil of *Thymus vulgaris* (thyme), *Monarda punctata* (horsemint), *Carum copticum* or *Ptychotis ajowan* (ajowan seed), and in other volatile oils; it is obtained chiefly from ajowan oil; occurs in large colorless prismatic crystals, insoluble in water, of the odor of thyme; employed externally and internally as an antiseptic, as a deodorizer of offensive discharges, and as a specific for uncinariasis in doses of gr. $\frac{1}{3}$ -3 (0.03-0.9). **t. car'bonate**, thymotal, tyrtal, occurs as colorless crystals insoluble in water; recommended as a tenniacide in doses of gr. 8-30 (0.5-2.0). **t. i'odide**, thymolis* iodidum (U.S.). **t. sal'icylate**, salithymol, a reaction product of sodium salicylate with sodium thymolate and phosphorus trichloride; occurs as a white crystalline powder of sweetish taste, slightly soluble in water; recommended as an antiseptic.

thymo'lis io'didum (U.S.). Thymol iodide, aristol, $C_{10}H_9O_2I$, a reddish brown powder obtained by the interaction of thymol and iodine in alkaline solution; employed as a substitute for iodoform in skin diseases, wounds, ulcers, purulent rhinitis, otitis, etc.

thymolize. To impregnate with thymol.

thymolol. Thymolis iodidum.

thymol'oform. Thymoform.

thymop'athy [G. *thymos*, thymus, the mind, + *pathos*, suffering.] 1. Any disease of the thymus gland. 2. Any mental disease.

thymop'rivous. Relating to or caused by removal or premature atrophy of the thymus gland.

thymopsyche (thi'mo-si'ke) [G. *thymos*, desire, courage, anger, + *psychē*, soul.] The affective processes.

thymotal (ti'mo-tal). Thymol carbonate.

thymotol (ti'mo-tol). Thymolis iodidum.

thymus (thi'mus) [G. *thymos*, excrescence, sweetbread.] 1. A ductless gland located in the superior mediastinum and lower part of the neck; it is a structure of early life, reaching its maximum development at the end of the second year, and then gradually undergoing retrograde changes, being absent in the adult. It consists of two irregularly shaped, nearly entirely separated lobes, divided into a number of polyhedral lobules separated by septa from the enveloping sheath of the lobe. Each lobule consists of clusters of lymphoid follicles consisting of an outer cortical and an inner medullary portion. It is supplied by the inferior thyroid and internal mammary arteries, and its nerves are derived from the vagus and sympathetic. It supplies an internal secretion of undetermined nature and action. 2. The thymus of the calf or lamb is the sweetbread, called also the throat-sweetbread, the pancreas being the stomach sweetbread.

thy'radon. Trade name of a thyroid gland extract, employed in myxedema, cretinism, etc., and to stimulate metabolism in doses of gr. 3-8 (0.2-0.5).

thy'radin. Iodothyryn.

thyroidine (thi-re-i'o-din). Iodothyryn.

thyreophra'xis [G. *emphraxis*, a stoppage.] Diminished or arrested function of the thyroid gland.

thyreo-. For words not here found, see under *thyro-*.

thyreocele (thi're-o-sel) [G. *thyreos*, shield, + *kēlē*, tumor.] Enlargement of the thyroid gland, goiter, struma.

thyreochondrotomy (thi're-o-kon-drot'o-mi) [G. *thyreos*, shield, + *chondros*, cartilage, + *tomē*, incision.] Division of the thyroid cartilage, laryngotomy.

thyreocricot'omy. Division of the cricothyroid membrane, tracheotomy.

thy'reoepiglottid'eus. Musculus thyreoeplotticus. **thyreogenic** (thi-re-o-jen'ik). Thyrogenous; caused by an excess or deficiency of the thyroid secretion.

thyrohyoid'eus. See under *musculus*.

thy'reoid [G. *thyreos*, shield, + *eidos*, resemblance.] Thyroid.

thyroidea (thi-re-o-id'e-ah). The thyroid gland. **t. access'o'ria**, **t. ima**, accessory thyroid gland, an outlying mass of thyroid gland tissue.

thyroidec'tin. Trade name of a reddish brown powder prepared from the blood of animals from which the thyroid gland has been removed; employed in the treatment of Graves' disease and other conditions of supposed hypersecretion of the thyroid gland, in doses of gr. 5(0.3).

thyroidec'tomy. Thyroidectomy.

thyroiditis (thi-re-o-i'(e')tis). Thyroiditis.

thyreoly'tic [G. *lytikos*, dissolving.] Causing destruction of the thyroid gland cells.

thyreon'eus [G. *thyreos*, shield, + *onkos*, tumor.] Goiter, struma, thyreocele.

thy'reo-esophage'us. A small inconstant band of muscular fibers passing between the esophagus and the thyroid cartilage.

thyreophy'ma [G. *phyma*, a tumor.] Goiter, struma, thyreocele, bronchiocoele, bronchocele.

thyreopri'vus [G. *thyreos*, shield (thyroid), + *L. privus*, deprived of.] Noting symptoms or a constitutional state caused by removal of the thyroid gland; strumiprivus. **cacher'ia thyreo-pri'va**, cachexia strumipriva.

thyreopro'tein (thi-re-o-pro'te-in). Thyroantitoxin.

thyreotherapy (thi-re-o-ther'ā-pl). Treatment by means of a preparation of the thyroid gland.

thyreotox'in, **thyrotox'in**. A cytotoxin specific for the cells of the thyroid gland.

thy'resol. Trade name of the methyl ester of santal oil, a colorless liquid of aromatic odor; recommended in the treatment of gonorrhea and other inflammatory affections of the urinary passages in doses of mro (0.6) three or four times a day.

thyroadenitis (thi-ro-ad-e-ni'(ne')tis) [G. *thyreos*, shield, + *adēn*, gland, + *-itis*.] Inflammation of the thyroid gland.

thyroantitox'in. A protein derivative of the thyroid gland, employed therapeutically for the same purposes as other thyroid preparations.

thyroary'tenoid. Relating to the thyroid and arytenoid cartilages. **t. lig'aments**, the inferior is the ligamentum vocale, the superior the ligamentum ventriculare. **t. muscles**, the external is the musculus thyroarytēnoideus, the internal is the musculus vocalis.

thy'rocele. Thyreocele, goiter.

thyrocoll'oid. A colloid substance in the thyroid gland.

thyreoepiglott'ic. Relating to the thyroid cartilage and the epiglottis; noting the musculus thyreoeplotticus and the ligamentum thyreoeplotticum, a band passing from the thyroid notch to the tip of the epiglottis.

thyrogenous (thi-roj'en-us) [*thyroid* + G. *gennao*, I produce.] Of thyroid-gland origin, thyrogenic.

thyroglan'din. Trade name of a preparation of the thyroid gland, recommended in myxedema and other morbid states.

thyroglob'ulin. An iodine-containing globulin in the thyroid gland.

thyrogloss'al. Relating to the thyroid gland and the tongue, noting a duct in the embryo.

thyrohy'al. The greater cornu of the hyoid bone.

thyrohy'oid. Relating to the thyroid cartilage and

the hyoid bone, hyothyroid; see *musculus thyreohyoideus*.

thy'roid [G. *thyreos*, an oblong shield, + *eidōs*, form.] Resembling a shield, scutiform; noting a gland (*glandula* thyreoides*) and a cartilage of the larynx (*cartilago* thyreoides*). Also written, more correctly, but less commonly, *thyreoid*. **access'ory t.**, an outlying mass of thyroid gland tissue. **t. axis**, truncus thyreocervicalis [BNA]. **t. bar**, one of the two visceral arches of the embryo, which develops into the t. cartilage. **t. body**, t. gland. **t. car'tilage**, cartilago thyreoides. **t. disloca'tion**, dislocation of the head of the femur into the obturator foramen. **t. em'inance**, the Adam's apple, the prominence of the thyroid cartilage in the front of the neck. **t. fora'men**, foramen obturatum. **t. gland**, (1) *glandula* thyreoides* [BNA], a ductless gland lying in front of the upper part of the trachea; it furnishes an internal secretion of influence upon metabolism, the absence of which results in cretinism and myxedema; (2) the thyroid gland of the sheep employed in crude form, in extract, or desiccated (*glandula* thyreoides sicca*, U.S.P.) in the treatment of myxedema, cretinism, and to promote metabolism. **t. ther'apy**, **t. treat'ment**, the treatment of myxedema, cretinism, and other conditions by some preparation of the thyroid gland of the sheep.

thyroidect'tin. Thyreoidectin.

thyroidect'omize. To remove the thyroid gland from.

thyroidect'omy [G. *ektomē*, excision.] Removal of the thyroid gland.

thyroid'in. Trade name of a thyroid gland preparation, employed in myxedema and other conditions.

thy'roidism. 1. Hyperthyrea. 2. Poisoning by overdoses of a thyroid extract.

thyroiditis (thi-roy-di' (de')tis). Inflammation of the thyroid gland. **lig'neous t.**, Riedel's disease, a condition due to the development of a dense fibrosis in the thyroid gland. **parasit'ic t.**, an infectious disease of the ductless glands, marked clinically by enlargement of the thyroid and myxedematous symptoms in the chronic form; by enlarged thyroid, submaxillary, and axillary glands, and fever in the acute form; the pathogenic microorganism is believed to be a trypanosome, *Schyzotripanum cruzi*, transmitted by a hematophagus, *Conorhinus megistus*, parasitic in the intestine; called also Chagas's, or Chagas-Cruz, disease.

thyroidiza'tion. The therapeutic use of a thyroid gland preparation.

thyroidot'omy [G. *tomē*, incision.] 1. Any cutting operation on the thyroid gland. 2. Division of the thyroid cartilage; laryngotomy.

thyroidine (thi-ro-i'o-din). Iodothyryn.

thyroidoline (thi-ro-i'o-din-ēn). Iodothyryn.

thyrolaryngeal (thi'ro-lā-rin'je-al). Relating to the thyroid gland or cartilage and the larynx; see *arteria thyrolaryngea*.

thyrolin'gual [L. *lingua*, tongue.] Thyreoglossal.

thy'ron. Trade name of a preparation from the thyroid gland of the pig; used for the same purposes as the other thyroid preparations in doses of gr. 1-3 (0.06-0.2).

thyron'cus. Thyreooncus.

thyronucoalbumin (thi-ro-nu'kle-o-al-bu'min). A nuclealbumin in the thyroid gland.

thyropal'atine. Noting the *musculus* pharyngopalatinus*.

thyropharyngeal (thi-ro-fā-rin'je-al). Noting the *musculus* thyropharyngeus*.

thyrop'rival. Thyreoprivus, strumiprivus.

thyroprotein (thi-ro-pro'te-in). Trade name of an extract containing the active principles of the thyroid gland adjusted to a standard of 0.33 per cent. iodine.

thyropt'o'sis [G. *ptōsis*, a falling.] Downward displacement of the thyroid gland.

thyrot'omy [G. *tomē*, a cutting.] 1. Incision of the thyroid cartilage, laryngotomy. 2. Any cutting operation on the thyroid gland.

thyrotox'ic. Relating to thyrotoxin. **t. se'rums**, thyrotoxin obtained by injecting into animals the nucleo-proteins of the thyroid gland.

thyrotoxic'o'sis [thyroid + G. *toxikon*, poison. -ōsis.] Exophthalmic goiter.

thyrotox'in. A specific cytotoxin obtained by injections of thyroid gland emulsion.

thy'r'us [G. *thyrōs*, an ivy-wound wand.] **Pena Ti**. Chemical symbol of titanium.

tib'ia, gen. and pl. *tib'ias* [L. pipe, flute.] See bone; the inner and larger of the two bones of the leg, articulating with the femur, fibula, and astragalus.

tib'ial [L. *ad*, to.] In a direction toward the tibia.

tib'ia'us. Tibialis.

tib'ial. Relating to the tibia.

tibia'lis [L.] Tibial; relating to the tibia or to structures named from it; see under *os* and *musculus*.

tib'len [G. *en*, in.] Relating to the tibia independent of other parts.

tibiocalca'nean. Relating to the tibia and to calcaneus.

tibiofascia'lis. See under *musculus*.

tibiofem'oral. Relating to the tibia and the femur noting the *t. articulation*, or knee-joint, and the *index*.*

tibiofib'ular. Relating to both tibia and fibula. **t. articula'tion**, (1) *inferior*, syndesmosis tibia-fibularis [BNA]; (2) *superior*, articulation sub-fibularis.

tibionavic'ular. Relating to the tibia and the navicular bone of the tarsus.

tibioperon'eal. Tibiofibular.

tibioscap'hoid. Tibionavicular.

tibiota'r'eal. Relating to the tibia and the tarsus noting the *t. articulation*, or ankle-joint.

tic [Fr.] A more or less involuntary repeated contraction of a certain group of associated muscles an habitual spasmodic movement of any part, a habit contraction. **convul'sive t.**, **mimic t.**, **fac'ial t.**, **mimic t.**, **hab'it t.**, an habitual repetition of some grimace, shrug of the shoulder twisting or jerking of the head, or the like. **lo'cal t.**, a t. of very limited extent, as the winking of an eye, a twitch of a finger, or the like. **mim'ic t.**, facial spasm, involuntary twitching of the facial muscles, usually unilateral. **psychic t.**, a gesture or ejaculation made under the influence of an irresistible morbid impulse. **rota'tory t.**, rotatory spasm.* **spasmod'ic t.**, a disorder in which sudden spasmodic coordinated movements of certain muscles or groups of physiologically related muscles occur at irregular intervals. **t. de pensée** (tik dē pahñ-sā') [Fr. a thought], the habit of involuntarily giving expression to any thought that happens to be present in the mind. **t. douloureux** (dō-lu-rē-uz) [Fr. painful], a form of trigeminal neuralgia due to degenerative changes in the nerve. **t. saccad'oloureux**, myoclonus.

tick. A mite of the families *Ixodidae* and *Argasidae*.

both of which contain many parasitic species which transmit pathogenic protozoa to man and the lower animals; so far as known only members of the family *Argasida* are injurious to man. **African relapsing fever t.**, *Ornithodoros moubata*. **spotted-fever t.**, *Dermacentor modestus*, *D. venustus*, *D. reticulatus occidentalis*. **Texas-fever t.**, *Margaropus annulatus*, the t. instrumental in the spread of Texas cattle fever.

tick-fe'ver. 1. Any infectious disease of man or the lower animals caused by a protozoan blood-parasite transmitted through the agency of a tick. 2. African relapsing* fever. 3. Texas cattle fever. 4. Rocky Mountain spotted fever; an acute infectious disease, of high mortality, characterized by arthritic and muscular pains, a moderately high continuous fever, and a profuse petechial eruption; it occurs in the spring of the year in several of the States in the Rocky Mountain region; the pathogenic organism is not definitely determined (see *Rickett's* organism* and *Babesia hominis*), but it is transmitted by two or more species of tick of the genus *Dermacentor*, *D. venustus* and *D. modestus* both being implicated.

tickle (tik'l). To cause a peculiar and intolerable sensation by repeated light stimulation of the cutaneous nerve-endings, to titillate.

tick'ling. Titillation; a peculiar disagreeable sensation, caused by repeated light stimulation of the cutaneous nerve-endings; it is accompanied by reflex involuntary laughing, sometimes followed, if the irritation is continued, by convulsions.

Tico'ra febril'uga. A small tree of Brazil, the bark of which is employed as a bitter astringent and antipyretic.

ticpolon'ga. Cobra manil, a venomous serpent of Ceylon.

tictol'ogy [G. *tiktō*, I bear young, + *-logia*.] Obstetrics.

t.i.d. Abbreviation of *L. ter in die*, three times a day.

ti'dal. Relating to or resembling the tides, alternately rising and falling. **t. air**, the ebbing and flowing air, that which enters and leaves the lungs with each cycle of respiration. **t. respira'tion**, Cheyne-Stokes* respiration. **t. wave**, the sphygmographic line of descent before the first diastolic break.

tide [A.S. *tīd*, time.] An alternate rise and fall, ebb and flow. **acid t.**, a temporary increase in the acidity of the urine occurring during fasting. **al'kaline t.**, a temporary decrease in the acidity of the urine occurring after eating.

Ti'dy's test [Charles Meymott *Tidy*, English physician, 1843-1892.] For albuminuria; a white precipitate is thrown down on the addition of phenol and alcohol, or phenol and acetic acid, if albumin is present.

Tiedemann's gland (te'deh-mahn) [Friedrich *Tiedemann*, German anatomist, 1781-1861.] Bartholin's gland, *glandula vestibularis major*. **T.'s nerve**, a nerve accompanying the central artery of the retina in the optic nerve.

ti'ger-lily appear'ance. The peculiar speckled appearance noted in the fatty cardiac muscle in pernicious anemia.

tig'lic al'dehyde. A substance, C_8H_8O , obtained from acetaldehyde by heating with zinc chloride and diluted hydrochloric acid.

tig'lium. *Croton tiglium*, the source of oleum* tiglii, or croton oil.

tigretier (te-gré-tya') [Fr.] A form of saltatory

chorea or dancing mania occurring in certain parts of Abyssinia.

ti'groid [G. *tigris*, tiger, + *eidōs*, appearance.] Spotted and streaked like a tiger, noting the *tigroid masses*, or Nissl bodies, which are collections of deeply stainable substance in the protoplasm of the neurons, or nerve-cells. These bodies are of various forms called *nuclear caps* (cone-shaped masses covering each pole of the nucleus), *tigroid spindles* (spindle-shaped collections variously placed in the cell protoplasm), and *wedges of division* (masses found at the point of bifurcation of a dendrite). **t. bodies**, Nissl bodies, t. masses; see above. **t. ret'ina**, see *retina*. **t. masses**, see the main title. **t. spindle**, one of the forms of t. masses or Nissl bodies; see the main title. **t. stria'tion**, linear whitish or yellowish markings on the fatty degenerated heart-muscle.

tigrol'ysis [G. *lysis*, solution.] Disintegration and solution of the tigroid masses in a nerve-cell; chromatolysis, chromolysis, chromophylisis.

til'ia. Linden* flowers.

til'l'acin. A glucoside from the leaves of tilia, or linden* flowers.

Tillaux's disease' (te-lo') [Paul Jules *Tillaux*, Parisian surgeon, *1834.] Nodular disease of the mamma; a form of mammitis marked by the presence of multiple fibrous tumors in the substance of the breast; also called *Tillaux-Phocas disease*.

til'ma [G.] Lint.

til'mus [G. *tilmos*, plucking, tearing.] Carphologia.

timbre (tañ'br) [Fr.] Tone-color, the distinguishing quality of a sound, by which one may determine its source.

time [A.S. *tīma*.] 1. That form of the relation of events which is expressed by the terms past, present, and future, and measured by various units such as minutes, hours, days, months, years, etc. 2. A certain period during which something definite or determined is done. **inert'ia t.**, the interval elapsing between the reception of the stimulus from a nerve and the contraction of the muscle. **reac'tion t.**, the interval between the application of a stimulus to a nerve and the responsive contraction of a muscle, or other reaction. **recog'nition t.**, the interval between the application of a stimulus and the recognition of its nature.

time-sense. The faculty by which the passage of time is appreciated.

tin. A metallic element; see *stannum*. **t. group**, a group of three amphoteric elements, tin, titanium, and zirconium.

tin'ca [L. a tench.] The tench, a fresh water fish tenacious of life, and in consequence thought in former times to possess healing virtues. **os tin'cae**, tench's mouth, the os uteri.

tinct. Abbreviation of *L. tinctura*, tincture.

tinct'able. Stainable, capable of taking up a dye.

tinct'ion [L. *tingere*, to dye.] 1. A stain, a preparation for staining. 2. The act of staining.

tincto'rial [L. *tinctorius*, dyeing.] Relating to coloring or staining.

tinctu'ra, gen. and pl. *tinctu'ra* [L. *tingere*, to dye.]

Tincture, the pharmacopoeial name of an alcoholic solution or extract of a non-volatile vegetable substance, an alcoholic solution of a volatile substance being called *spiritus*. There are four exceptions, however, to this definition in the list of official tinctures, viz., tinctures of iodine, ferric chloride, musk, and cantharids; in two of these the active substances are inorganic, in one vola-

tile, and in two the tincture is made from an animal substance. The tinctures of iodine and ferric chloride are simple solutions, the others are extractive preparations. All tinctures are made with alcohol which is usually diluted with water and sometimes is ammoniated.

t. aconit'i (U.S. and Br.), tincture of aconite; the U.S. tincture is now of 10 per cent. strength (formerly of 35 per cent.), dose, \mathbb{M} 3-5 (0.18-0.3); the Br. tincture is of 5 per cent. strength, dose, \mathbb{M} 5-15 (0.3-1.0).

t. aconit'i Fleming (N.F.), Fleming's tincture of aconite; aconite 70, alcohol 100; this is 7 times stronger than the official (U.S.) tincture, 15 minims being the equivalent in strength of 10 grains of the crude drug; dose \mathbb{M} 1-2 (0.06-0.12).

t. actae's, tincture of actaea, *t. cimicifuga*.

t. adhat'odae (B.A.), tincture of adhatoda; adhatoda leaves, dry, 1, 60 per cent. alcohol 8; dose \mathbb{M} 30-60 (2.0-4.0).

t. aether'ea (N.F.), ethereal tincture; a class of preparations consisting of 10 per cent. solutions of oleoresinous drugs in a menstrum of ether 1 and alcohol 2.

t. al'oes (U.S., Br.), tincture of aloes; aloes 100, licorice 200, diluted alcohol to make 1000 (U.S.); extract of Barbados aloes $\frac{1}{2}$, liquid extract of licorice 3, 45 per cent. alcohol to make 20 (Br.); dose (U.S.), \mathbb{Z} 2-4 (8.0-16.0), (Br.), \mathbb{Z} 1-2 (2.0-8.0).

t. al'oes et myrr'hæ (U.S.), tincture of aloes and myrrh, elixir proprietatis Paracelsi, elixir pro; aloes 100, myrrh 100, licorice 100, alcohol 750, water 250; dose, \mathbb{Z} 1-2 (4.0-8.0).

t. al'oes compos'ita (P.G.), compound tincture of aloes, Swedish bitters; aloes 6, gentian, zedoary, rhubarb, and saffron each 1, 90 per cent. alcohol 200; dose, \mathbb{M} 5-15 (0.3-1.0).

t. alsto'nise (B.A.), tincture of alstonia or dita bark, alstonia bark 1, 60 per cent. alcohol 8; dose \mathbb{M} 30-60 (2.0-4.0).

t. ama'ra, (1) (N.F.) bitter tincture, stomachic tincture, stomach drops; a tincture of gentian, centaury, zedoary, bitter orange peel, and orange berries; bitter tonic in dose of \mathbb{M} 30 (2.0); (2) (P.G.) bitter tincture; gentian 3, centaury 3, bitter orange peel 2, orange berries 1, zedoary 1, 68 $\frac{1}{2}$ per cent. alcohol 50; stomachic in doses of \mathbb{Z} 1-2 (4.0-8.0).

t. andrograph'idis (B.A.), tincture of andrographis; made by percolating with 60 per cent. alcohol; dose, \mathbb{Z} 1-1 (2.0-4.0).

t. antiperiod'ica (N.F.), antiperiodic tincture, Warburg's tincture; a tincture made from angelica seed, black pepper, camphor, cinnamon, cubeb, elecampane, fennel, gentian, ginger, myrrh, opium, prepared chalk, saffron, white agaric, and zedoary, and in each \mathbb{Z} 1 (30.0) quinine sulphate gr. 10 (0.6) and extract of aloes gr. 8 (0.5); it is also prepared without aloes; antiperiodic in dose of \mathbb{Z} 1 (15.0).

t. antac'rida (N.F.), antacid tincture, Penner's guaiac mixture; each dose of \mathbb{M} 15 (1.0) contains corrosive chloride of mercury gr. \mathbb{V} $\frac{1}{2}$ (0.005), guaiac and Canada turpentine each gr. 1 (0.06), oil of sassafras \mathbb{M} $\frac{1}{2}$ (0.015); emmenagogue.

t. aristolo'chiae (B.A.), tincture of aristolochia; aristolochia 1, 70 per cent. alcohol 5; dose, \mathbb{Z} 1-1 (2.0-4.0).

t. ar'nicae (U.S., Br.), tincture of arnica; arnica 200, diluted alcohol 1000 (U.S.); arnica 1, 70 per cent. alcohol 20 (Br.); applied externally for bruises and sprains.

t. aromati'ca (P.G.), aromatic tincture; cassia 5, ginger 2, galanga root 1, clove 1, cinnamon 1, 68 $\frac{1}{2}$ per cent. alcohol 50; stomachic in doses of \mathbb{Z} 1-1 (2.0-4.0); the *t. aromatica* of the N.F. is practically the same.

t. asafoe'tide (U.S., Br.), tincture of asafoetida; asafoetida 200, alcohol 1000 (U.S.); asafoetida 4, 70 per cent. alcohol 20 (Br.); dose, \mathbb{M} 10-30 (0.6-3.0).

t. auran'tii (Br.), tincture of orange peel; bitter orange peel 5, 90 per cent. alcohol 20; dose, \mathbb{Z} 1-2 (2.0-8.0).

t. auran'tii ama'ri (U.S.), tincture of bitter orange peel; bitter orange peel 200, alcohol 600, water 400; dose \mathbb{Z} 1-2 (2.0-8.0).

t. auran'tii dul'cis (U.S.), tincture of sweet orange

peel; sweet orange peel 500, alcohol 1000, dose, \mathbb{Z} 1-1 (2.0-8.0).

t. asadirach'tis (B.A.), tincture of *asadirachta* or of margosa bark; asadirachta 1, 45 per cent. alcohol 2; dose, \mathbb{Z} 1-1 (2.0-4.0).

t. belladonnæ (Br.), tincture of belladonna; *Leq.* extract of belladonna root 2, 60 per cent. alcohol 15; dose, \mathbb{M} 5-15 (0.3-1.0).

t. belladonnæ follo'rum (U.S.), tincture of belladonna leaves; belladonna leaves 100, diluted alcohol 1000; dose \mathbb{M} 5-15 (0.3-1.0); this tincture is about 1 weaker than the same preparation in the U.S.P. 186.

t. benzoi'ni (U.S.), tincture of benzoin; benzoin 200, alcohol 1000; used externally for sunburn, chilblains, etc.

t. benzoi'ni compos'ita (U.S., Br.), compound tincture of benzoin, elixir traumaticum; benzoin 100, aloes 20, storax 86, balsam of Tolu 40, alcohol to make 1000 (U.S.); benzoin 2, storax 1 $\frac{1}{2}$, balsam of Tolu 1, cocotrine aloes $\frac{1}{2}$, 90 per cent. alcohol 20 (Br.); employed by inhalation in croup and bronchitis, and externally as a vulnerary.

t. bu'chu (Br.), tincture of buchu; buchu leaves 2, 60 per cent. alcohol 20; dose \mathbb{Z} 1-2 (4.0-8.0).

t. calen'dulae (U.S.), tincture of calendula or marigold; calendula 200, alcohol 1000; employed externally in sprains and bruises.

t. calotrop'idis (B.A.), tincture of calotropis, catapropsis 1, 60 per cent. alcohol 10; dose \mathbb{Z} 1-1 (2.0-8.0).

t. calum'bæ (U.S., Br.), tincture of calumba or colombo; calumba 200, alcohol 600, water 400; dose \mathbb{Z} 1-2 (2.0-8.0).

t. camphor'is compos'ita (Br.), compound tincture of camphor, *t. opii camphorata* (U.S.), *panacea*, paregoric elixir; tincture of opium 585 minims, benzoic acid 40 grains, camphor 30 grains, oil of rose 10 minims, 60 per cent. alcohol to make 20 fluidounces. dose, \mathbb{M} 30-60 (2.0-4.0).

t. can'nabis indicæ (U.S., Br.), tincture of *Indian cannabis*, tincture of Indian hemp; *Indian cannabis* 100, alcohol 1000 (U.S.); extract of *Indian hemp* 1, 90 per cent. alcohol 20 (Br.); dose, \mathbb{M} 5-15 (0.3-1.0).

t. canthar'idis (U.S., Br.), tincture of cantharides; tincture of Spanish flies; cantharides 100, alcohol 1000 (U.S.); cantharides $\frac{1}{2}$, 90 per cent. alcohol 20 (Br.); dose \mathbb{M} 1-5 (0.06-0.3).

t. caps'ici (U.S., Br.), tincture of capsicum; capsicum 100, alcohol 950, water 50 (U.S.); capsicum 70 per cent. alcohol 20 (Br.); dose \mathbb{M} 5-15 (0.3-1.0).

t. caps'ici et myrr'hæ (N.F.), tincture of capsicum and myrrh, hot drops, "number six"; each dose \mathbb{Z} 1 (2.0) contains capsicum gr. 1 (0.06) and myrrh gr. 4 (0.25); carminative and stomachic.

t. cardam'omi (U.S.), tincture of cardamom; cardamom 200, diluted alcohol 1000; dose \mathbb{Z} 1-1 (2.0-8.0).

t. cardam'omi compos'ita (U.S., Br.), compound tincture of cardamom; cardamom 25, Saigon cinna 25, caraway 12, cochineal 5, glycerin 50, diluted alcohol to make 1000 (U.S.); cardamom $\frac{1}{2}$ ounce, cinnamon 1 ounce, raisins 2 ounces, Ceylon cinnamon $\frac{1}{2}$ ounce, cochineal 55 grains, 60 per cent. alcohol 20 (Br.); dose \mathbb{Z} 1-2 (2.0-8.0).

t. cascari'llæ (Br.), tincture of cascarella; cascarella 4, 70 per cent. alcohol 20; dose, \mathbb{Z} 1-2 (2.0-8.0).

t. cat'echu (Br.), tincture of catechu, catechu 1, Ceylon cinnamon 1, 60 per cent. alcohol 22, dose \mathbb{Z} 1-2 (2.0-8.0).

t. cat'echu compos'ita (U.S. 1890), *t. gamb'ie compos'ita*.

t. chirat'is (Br.), tincture of chirata or of *chirata*; chirata 2, 60 per cent. alcohol 20; dose, \mathbb{Z} 1-2 (2.0-8.0).

t. chloroform'is et morphi'næ compos'ita (Br.), compound tincture of chloroform and morphine; chloroform 1 $\frac{1}{2}$ fluidounces, morphine hydrochloride 10 grains, diluted hydrocyanic acid 1 fluidounce, tincture of capsicum $\frac{1}{2}$ fluidounce, tincture of *Indes* 2 fluidounces, oil of peppermint 14 minims, glycerin 5 fluidounces, 90 per cent. alcohol to make 20 fluidounces; made to imitate chlorodyne; employed in diarrhea in doses of \mathbb{M} 10-30 (0.6-3.0).

t. cimicif'uga (U.S., Br.), tincture of *cimicifuga*; tincture of *actaea racemosa* or of black cohosh, or a black snakeroot; cimicifuga 200, alcohol 1000 (U.S.), cimicifuga 2, 60 per cent. alcohol 20 (Br.); dose, \mathbb{Z} 1-2 (2.0-8.0).

t. cincho'næ (U.S., Br.), tincture of cinchona, tincture of bark; cinchona 200, glycerin 75, alcohol 675, water 250 (U.S.); red cinchona 1, 70 per cent. alcohol 5 (Br.); dose, 3̄-2 (2.0-8.0).

t. cincho'næ compos'ita (U.S., Br.), compound tincture of cinchona, Huxham's tincture of bark; red cinchona 100, bitter orange peel 80, serpentaria 20, glycerin 75, alcohol 675, water 250 (U.S.); bitter orange peel 1 ounce, serpentaria ½ ounce, cochineal 28 grains, saffron 55 grains, 70 per cent. alcohol 10 fluidounces, tincture of cinchona 10 fluidounces (Br.); dose, 3̄-2 (2.0-8.0).

t. cincho'næ detanna'ta (N.F.), detannated tincture of cinchona, made from the fluidextract after removal of the tannin by ferric oxide; its strength is the same as that of *t. cincho'næ* (U.S.).

t. cinnamo'mi (U.S., Br.), tincture of cinnamon; Saigon cinnamon 200, glycerin 75, alcohol 675, water 250 (U.S.); Ceylon cinnamon 4, 70 per cent. alcohol 20 (Br.); dose, 3̄-2 (2.0-8.0).

t. coe'ci (Br.), tincture of cochineal; cochineal 2, 45 per cent. alcohol 20; used as a coloring agent only.

t. col'chici sem'inis (U.S.), **t. col'chici sem'inum** (Br.), tincture of colchicum seed, tincture of colchicum; colchicum seed 100, alcohol 600, water 400 (U.S.); colchicum seed 4, 45 per cent. alcohol 20 (Br.); dose (U.S.), ℥15-60 (1.0-4.0), (Br.), ℥10-30 (0.6-2.0).

t. con'i (Br.), tincture of conium; conium fruit 4, 70 per cent. alcohol 20; dose ℥20-60 (1.3-4.0).

t. coocin'i (B.A.), tincture of cochenille; 1 part macerated in 10 parts of 60 per cent. alcohol; dose, ℥30-60 (2.0-4.0).

t. co'to (N.F.), tincture of coto; each dose of 3̄1 (4.0) represents gr. 8 (0.5) of coto bark.

t. creso'lis sapon'a'ta (N.F.), saponated tincture of cresol; soft soap 45, cresol 35, alcohol 100; used externally as an antiseptic.

t. cro'ci (Br.), tincture of saffron; saffron 1, 60 per cent. alcohol 20; used chiefly as a coloring agent.

t. cube'be (Br.), tincture of cubeb; cubebs 4, 90 per cent. alcohol 20; dose 3̄-2 (2.0-8.0).

t. digita'lis (U.S., Br.), tincture of digitalis; digitalis 100, diluted alcohol 1000 (U.S.); digitalis 2½, 60 per cent. alcohol 20 (Br.); dose, ℥10-15 (0.6-1.0).

t. ergo'tæ amonia'ta (Br.), ammoniated tincture of ergot; ergot 5, solution of ammonia 2, 60 per cent. alcohol to make 20; dose 3̄-2 (2.0-8.0).

t. fer'i chlora'ti æthe'ra (P.G.), ethereal tincture of chlorated iron, *t. fer'i chloridi æthera* (N.F.).

t. fer'i chlor'id'i (U.S.), tincture of ferric chloride, *t. fer'i perchloridi* (Br.), tincture of the perchloride or chloride of iron; solution of ferric chloride 350, alcohol 650 (U.S.); strong solution of ferric chloride 5, 90 per cent. alcohol 5, distilled water 20 (Br.); dose, ℥5-20 (0.3-1.3).

t. fer'i chlor'id'i æthe'rea (N.F.), ethereal tincture of ferric chloride, Lamotte's drops, Bestucheff's tincture; each dose of 3̄1 (4.0) contains the equivalent of about gr. ½ (0.03) of metallic iron, in a mixture of alcohol 7, ether 2, tincture of ferric chloride 1.

t. fer'i citrochlor'id'i (N.F.), tincture of citrochloride of iron, tasteless tincture of iron; prepared by heating together solutions of ferric chloride and sodium citrate, and adding alcohol and water; each dose of ℥10 (0.6) contains about gr. 1 (0.06) of ferric chloride.

t. fer'i poma'ta (P.G., N.F.), tincture of ferrated extract of apples; a hydroalcoholic solution of extractum ferri pomatum (N.F.) flavored with cinnamon; each dose of 3̄1 (4.0) represents gr. ½ (0.008) of metallic iron.

t. gal'iæ (U.S., Br.), tincture of nutgall, tincture of gal'i; nutgall 200, glycerin 200, alcohol 900; employed locally as an astringent in relaxed uvula, tonsillitis, and prolapse of the rectum; internal dose, ℥30-60 (2.0-4.0).

t. gambir compos'ita (U.S.), compound tincture of gambir, *t. catechu composita* (U.S. 1890); gambir 50, Saigon cinnamon 25, diluted alcohol 1000; dose 3̄-2 (2.0-8.0).

t. gelse'm'i (U.S., Br.), tincture of gelsemium; gelsemium 100, alcohol 650, water 350 (U.S.); gelsemium 2, 60 per cent. alcohol 20 (Br.); dose, ℥5-15 (0.3-1.0).

t. gentia'næ compos'ita (U.S., Br.), compound tinc-

ture of gentian; gentian 100, bitter orange peel 40, cardamom 10, alcohol 600, water 400 (U.S.); gentian 2, bitter orange peel ½, cardamom ½, 45 per cent. alcohol 20 (Br.); dose, 3̄-2 (2.0-8.0).

t. guaia'ci (U.S.), tincture of guaiac; guaiac 200, alcohol 1000; dose 3̄-2 (2.0-8.0).

t. guaia'ci amonia'ta (U.S., Br.), ammoniated tincture of guaiac; guaiac 200, aromatic spirit of ammonia 1000 (U.S.); guaiac 4 ounces, oil of lemon 20 minims, oil of nutmeg 30 minims, strong solution of ammonia 1½ fluidounces, alcohol 18½ fluidounces (Br.); dose, 3̄-2 (2.0-8.0).

t. guaia'ci compos'ita (N.F.), compound tincture of guaiac, Dewee's tincture of guaiac; each dose of 3̄1 (4.0) contains guaiac gr. 7½ (0.5), potassium carbonate gr. ½ (0.02), flavored with allspice; emmenagogue and alterative.

t. hamamel'idis (Br.), tincture of hamamelis, tincture of witch hazel; hamamelis bark 2, 45 per cent. alcohol 20; dose, ℥30-60 (2.0-4.0).

t. herba'rum recent'ium (U.S.), tincture of fresh herbs; the U.S.P. gives the following general formula for the preparation of these tinctures: "Take of the fresh herb, bruised or crushed, 500 gm.; alcohol, 1000 c.c. Macerate the herb with the alcohol for 14 days; then express the liquid and filter."

t. hu'muli, *t. lupuli*.

t. hydra'tis (U.S., Br.), tincture of hydrastis; hydrastis 200, alcohol 650, water 350 (U.S.); hydrastis 2, 60 per cent. alcohol 20 (Br.); dose, ℥30-60 (2.0-4.0).

t. hyoscy'ami (U.S., Br.), tincture of hyoscyamus; hyoscyamus 100, diluted alcohol 1000 (U.S.); hyoscyamus leaves and tops 2, 45 per cent. alcohol 20; dose, ℥30-60 (2.0-4.0).

t. io'di (U.S., Br.), tincture of iodine; iodine 70, potassium iodide 50, alcohol to make 1000 (U.S.); iodine and potassium iodide each ½ ounce, water ½ fluidounce, alcohol to make 20 fluidounces (Br.), usually employed externally; internal dose ℥1-3 (0.06-0.2).

t. io'di, Chur'chill (N.F.), Churchill's tincture of iodine, containing iodine 16.5, potassium iodide 3.3 in alcohol and water 100; locally counterirritant; internal dose ℥1 (0.06).

t. io'di decolor'a'ta (N.F.), decolorized tincture of iodine; made with iodine, sodium thiosulphate, ammonia water, and diluted alcohol; practically a solution of ammonium iodide; rubefacient.

t. ipecacuan'hæ et op'ii (U.S.), tincture of ipecac and opium; liquid Dover's powder; fluidextract of ipecac 100, tincture of deodorized opium 900; dose, ℥5-20 (0.3-1.3).

t. jaboran'di (Br.), tincture of jaborandi or of pilocarpus; jaborandi leaves 4 ounces, 45 per cent. alcohol 20; dose, 3̄1-2 (4.0-8.0).

t. jalap'æ, (1) (Br.) tincture of jalap; jalap 4, 70 per cent. alcohol 20; dose 3̄-1 (2.0-4.0); (2) (N.F.) tincture of jalap; each dose of 3̄1 (4.0) represents gr. 12 (0.8) of jalap.

t. jalap'æ compos'ita, (1) (B.A.) compound tincture of jalap; jalap 8, scammony 2, turpeth 1, 60 per cent. alcohol 100; purgative in doses of 3̄-1 (2.0-4.0); (2) (N.F.) compound tincture of jalap; each dose of 3̄1 (4.0) represents jalap, gr. 8 (0.5), and scammony gr. 2 (0.13).

t. ki'no (U.S., Br.), tincture of kino; kino 50, purified talc 10, glycerin 150, alcohol 650, water to make 1000 (U.S.); kino 2, glycerin 3, water 5, alcohol to make 20 (Br.); dose, 3̄-1 (2.0-4.0).

t. ki'no compos'ita (N.F.), compound tincture of kino; each dose of 3̄1 (4.0) represents gr. ½ (0.03) each of kino and opium, in addition to smaller amounts of camphor, cloves, cochineal, and aromatic spirit of ammonia.

t. krame'ris (U.S., Br.), tincture of krameria, tincture of rhatany; krameria 200, diluted alcohol 1000 (U.S.); krameria 4, 60 per cent. alcohol 20 (Br.); dose 3̄-2 (2.0-8.0).

t. lactuca'ril (U.S.), tincture of lactucarium; lactucarium 500, glycerin 250, a mixture of alcohol, diluted alcohol, and purified petroleum benzin equal parts to make 1000; dose, 3̄-1 (2.0-4.0).

t. lavan'dulæ compos'ita (U.S., Br.), compound

tincture of lavender; oil of lavender flowers 8, oil of rosemary 2, Saigon cinnamon 20, cloves 5, nutmeg 10, red sanders 10, water 250, alcohol 750 (U.S.); oil of lavender $\frac{1}{4}$ fluidrachm, oil of rosemary 10 minims, cinnamon bark 150 grains, nutmeg 150 grains, red sandal-wood 300 grains, 90 per cent. alcohol 40 fluidounces (Br.); employed for flatulence and nausea in doses of $\mathbb{M}30-60$ (2.0-4.0).

t. limo'nis (Br.), tincture of lemon, t. limonis corticis (U.S.); fresh lemon peel 5, 90 per cent. alcohol 20 (Br.); employed as a flavor in doses of $3\frac{1}{2}-2$ (2.0-8.0).

t. limo'nis corticis (U.S.), tincture of lemon peel, t. limonis (Br.); fresh lemon peel 500, alcohol 1000; used as a flavor in doses of $3\frac{1}{2}-2$ (2.0-8.0).

t. lobe'lie (U.S.), tincture of lobelia; lobelia 100, diluted alcohol 1000; dose, $\mathbb{M}10-20$ (0.6-1.3) as an expectorant, $3\frac{1}{2}-2$ (4.0-8.0) as an emetic.

t. lobe'lie æthe'rea (Br.), ethereal tincture of lobelia; lobelia 4, spirit of ether 20; dose, $\mathbb{M}5-20$ (0.3-1.3).

t. lu'puli (Br.), tincture of hops; hops 4, 60 per cent. alcohol 20; dose, $3\frac{1}{2}-2$ (4.0-8.0).

t. mus'chi (U.S.), tincture of musk; musk 5, alcohol 45, water 45, diluted alcohol 10; dose, $3\frac{1}{2}-1$ (2.0-4.0).

t. myrrhæ (U.S., Br.), tincture of myrrh; myrrh 200, alcohol 1000 (U.S.); myrrh 4, 90 per cent. alcohol 20 (Br.); employed as an astringent in receding and spongy gums, relaxed uvula, etc.

t. nucis vomice' (U.S., Br.), tincture of nux vomica; extract of nux vomica 20, alcohol 750, water 250 (U.S.); liquid extract of nux vomica 2, distilled water 3, 90 per cent. alcohol 9 (Br.); the U.S. tincture is $\frac{1}{2}$ weaker than that of the U.S.P. 1890 and $\frac{1}{4}$ the strength of the B.P. tincture; dose (U.S.), $\mathbb{M}5-10$ (0.3-0.6), (Br.), $\mathbb{M}5-15$ (0.3-1.0).

t. oliv'ri corticis (B.A.), tincture of black sassafras bark; oliveri cortex 1, 60 per cent. alcohol 10; carminative in doses of $\mathbb{M}30-60$ (2.0-4.0).

t. opii (U.S., Br.), tincture of opium, laudanum; opium 100, alcohol, water, and diluted alcohol equal parts to make 1000 (U.S.); the B.P. tincture of opium is about $\frac{1}{2}$ the strength; dose (U.S.), $\mathbb{M}5-20$ (0.3-1.3), (Br.), $\mathbb{M}10-30$ (0.6-2.0).

t. opii ammoniac'ia (Br.), ammoniated tincture of opium; tincture of opium 3 fluidounces, benzoic acid 180 grains, oil of anise 1 fluidrachm, solution of ammonia 4 fluidounces, 90 per cent. alcohol to make 20; dose $\mathbb{M}30-60$ (2.0-4.0).

t. opii camphora'ta (U.S.), camphorated tincture of opium, paregoric, paregoric elixir, t. camphore composita (Br.); opium 4, benzoic acid 4, camphor 4, oil of anise 4, glycerin 40, diluted alcohol to make 1000; dose, $3\frac{1}{2}-4$ (4.0-16.0).

t. opii croca'ta, the equivalent in the German Pharmacopœia of vinum opii.

t. opii deodora'ta (U.S.), tincture of deodorized opium; extract opium 200 with boiling water 500, wash the percolate with purified petroleum benzoin, and after removing the benzoin add alcohol 200 and water sufficient to make 1000; dose, $\mathbb{M}5-20$ (0.3-1.3).

t. papaveris (N.F.), tincture of poppy; each dose of $3\frac{1}{2}$ (2.0) represents the extract from gr. 15 (1.0) of poppy capsules.

t. pectora'lis (N.F.), pectoral tincture, pectoral drops, Bateman's pectoral drops; a mixture of laudanum, compound tincture of gambir, oil of anise, and camphor; expectorant for children in dose of $\mathbb{M}10$ (0.6), representing $\mathbb{M}\frac{1}{2}$ (0.03) of laudanum.

t. persio'nis (N.F.), tincture of cudbear; used as a bright red coloring agent.

t. persio'nis compos'ita (N.F.), compound tincture of cudbear; differs from the preceding by the addition of caramel; a dark brown coloring agent.

t. phosphori, tincture of phosphorus, spiritus phosphori (N.F.).

t. physostig'matis (U.S.), tincture of physostigma, tincture of Calabar bean; physostigma 100, alcohol 1000; dose $\mathbb{M}10-30$ (0.6-2.0).

t. picrorrhizæ (B.A.), tincture of picrorrhiza; picrorrhiza 1 part, macerated in 45 per cent. alcohol 8 parts; dose $3\frac{1}{2}-1$ (2.0-4.0).

t. pimpinel'le (P.G., N.F.), tincture of pimpinella; pimpinella 16.5, extracted with diluted alcohol 100; diuretic and tonic in dose of $3\frac{1}{2}$ (4.0).

t. podophyl'li (Br.), tincture of podophyllum; resin

of podophyllum 320 grains, 90 per cent. alcohol 25 fluidounces; dose, $3\frac{1}{2}-2$ (4.0-8.0).

t. podophyl'li indic'ii (B.A.), tincture of Indica podophyllum, of the strength of 1 part of the resin to 30 parts of 90 per cent. alcohol; dose, $\mathbb{M}5-15$ (0.3-1.2).

t. pru'ni virginia'næ (Br.), tincture of Virginia prune, tincture of wild cherry; wild cherry bark 4, distilled water $7\frac{1}{2}$, 90 per cent. alcohol 12 $\frac{1}{2}$; dose, $3\frac{1}{2}-1$ (4.0-8.0).

t. pyræthri (U.S., Br.), tincture of pyrethrum, tincture of pellitory; pyrethrum 200, alcohol 1000 (U.S.); pyrethrum 4, 70 per cent. alcohol 20 (Br.); employed locally in relaxation and paralysis of the uvula and pharynx.

t. quas'sim (U.S., Br.), tincture of quassia; quassia 200, alcohol 1000 (U.S.); quassia 2, 45 per cent. alcohol 20 (Br.); dose, $\mathbb{M}5-60$ (1.0-4.0).

t. quilla'jæ (U.S.), tincture of quillaia, tincture of soap bark; quillaia 200, alcohol 350, water 525, employed as a shampoo.

t. quini'næ (Br.), tincture of quinine; quinine hydrochloride 175 grains, tincture of orange, 20 fluidounces; dose, $3\frac{1}{2}-2$ (4.0-8.0).

t. quini'næ ammoniac'ia (Br.), ammoniated tincture of quinine; quinine sulphate 175 grains, solution of ammonia 2 fluidounces, 60 per cent. alcohol 18 fluidounces; dose, $3\frac{1}{2}-2$ (2.0-4.0).

t. rhe'i (U.S.), tincture of rhubarb; rhubarb 250, cardamom 40, glycerin 100, alcohol 500, water 250; dose, $\mathbb{M}30-60$ (2.0-4.0).

t. rhe'i aquo'sa (P.G., N.F.), aqueous tincture of rhubarb; a dose of $3\frac{1}{2}$ (4.0) represents rhubarb gr. 1 (0.4), sodium borate and potassium carbonate em-gr. $\frac{1}{2}$ (0.04), flavored with cinnamon; cathartic.

t. rhe'i aromati'ca (U.S.), aromatic tincture of rhubarb; rhubarb 200, Saigon cinnamon 40, cloves 20, nutmeg 20, glycerin 100, alcohol 550, water 450; dose, $\mathbb{M}15-60$ (1.0-4.0).

t. rhe'i compos'ita (Br.), compound tincture of rhubarb; rhubarb 2, cardamom $\frac{1}{2}$, coriander $\frac{1}{2}$, glycerin 2, 60 per cent. alcohol 18; dose, $3\frac{1}{2}-4$ (8.0-16.0).

t. rhe'i et gentia'næ (N.F.), tincture of rhubarb and gentian; each dose of $3\frac{1}{2}$ (4.0) represents rhubarb gr. 1 (0.25) and gentian gr. 1 (0.06); tonic laxative.

t. rhe'i vino'sa (P.G., N.F.), vinous tincture of rhubarb; each dose of $3\frac{1}{2}$ (4.0) contains fluidextract of rhubarb $\mathbb{M}5$ (0.3) with orange peel, cardamom, and sugar in sherry; laxative.

t. sanguina'ria (U.S.), tincture of sanguinaria, tincture of bloodroot; sanguinaria 100, acetic acid 4, alcohol 600, water 400; dose, $\mathbb{M}10-30$ (0.6-1.0).

t. sapo'nis vir'idis (U.S., 1880), tincture of green soap, linimentum saponis mollis (U.S.).

t. sapo'nis vir'idis compos'ita (N.F.), compound tincture of green soap; soft soap 15, oil of castor 1, alcohol to make 100; employed externally in skin diseases.

t. scill'le (U.S., Br.), tincture of squill; squill 100, alcohol 750, water 250 (U.S.); squill 4, 60 per cent. alcohol 20 (Br.); dose, $\mathbb{M}10-30$ (0.6-2.0).

t. sen'ege' (Br.), tincture of senega; senega 4, 60 per cent. alcohol 20; dose $3\frac{1}{2}-1$ (2.0-4.0).

t. sen'is compos'ita (Br.), compound tincture of senega; senega 4, raisins 2, caraway $\frac{1}{2}$, coriander $\frac{1}{2}$, 45 per cent. alcohol 20; dose, $3\frac{1}{2}-2$ (4.0-8.0).

t. serpenta'rie (U.S., Br.), tincture of serpentaria, serpentaria 200, alcohol 650, water 350 (U.S.); serpentaria 4, 70 per cent. alcohol 20 (Br.); dose, $3\frac{1}{2}-1$ (2.0-8.0).

t. stramo'nii (U.S., Br.), tincture of stramonium, stramonium 100, diluted alcohol 1000 (U.S.); stramonium 4, 45 per cent. alcohol 20 (Br.); dose, $\mathbb{M}1-15$ (0.3-1.0).

t. strophan'thi (U.S., Br.), tincture of strophanthus, strophanthus 100, alcohol 650, water 350 (U.S.); strophanthus $\frac{1}{2}$, 70 per cent. alcohol 20 (Br.); the U.S. tincture is twice the strength of that of the U.S.P. 1890, and four times as strong as the B.P. tincture dose (U.S.), $\mathbb{M}3-8$ (0.2-0.5), (Br.), $\mathbb{M}5-20$ (0.3-1.3).

t. sumbul' (Br.), sumbul 2, 70 per cent. alcohol 20; dose $3\frac{1}{2}-2$ (4.0-8.0).

t. tinos'poræ (B.A.), tincture of tinospora, or galancha; resembles tincture of columba in taste, dose, $3\frac{1}{2}-1$ (2.0-4.0).

t. toluta'na (U.S., Br.), tincture of tolu; balsam of tolu 200, alcohol 1000 (U.S.); balsam of tolu 2, 90 per cent. alcohol 1000 (Br.); used as a flavor in doses of \mathbb{M} 15-60 (1.0-4.0).

t. toluta'na ethe'rea (N.F.), ethereal tincture of tolu; balsam of tolu dissolved in alcohol and ether; used for coating pills.

t. toluta'na solu'bilis (N.F.), soluble tincture of tolu; a mixture of balsam of tolu, magnesium carbonate, glycerin, alcohol, and water; used as a flavor.

t. urgin'ae (B.A.), tincture of urgin'ae; urgin'ae 1, macerated in 60 per cent. alcohol 5; dose \mathbb{M} 5-15 (0.3-1.0).

t. valeria'nae (U.S.), tincture of valerian; valerian 200, alcohol 750, water 250; dose, \mathbb{S} 1-2 (3.0-8.0).

t. valeria'nae ammonia'ta (U.S., Br), ammoniated tincture of valerian; valerian 200, aromatic spirit of ammonia 1000 (U.S.); valerian 4 ounces, oil of nutmeg 30 minims, oil of lemon 20 minims, solution of ammonia 2 fluidounces, 60 per cent. alcohol 18 ounces (Br.); dose, \mathbb{M} 15-60 (1.0-4.0).

t. valeria'nae in'dicae ammonia'ta (B.A.), ammoniated tincture of Indian valerian; resembles in preparation and use the official ammoniated tincture of valerian; dose, \mathbb{S} 1-1 (2.0-4.0).

t. vanill'ae (U.S.), tincture of vanilla; vanilla 100, sugar 100, alcohol 650, water 350; used as a flavor.

t. vanill'ini compos'ita (N.F.), compound tincture (or essence) of vanillin; alcoholic solution of vanillin and cumarin, used for flavoring.

t. vera'tri (U.S.), tincture of veratrum, tincture of American hellebore; veratrum 100, alcohol 1000; this is one-quarter the strength of the tincture of the U.S.P. 1890; dose, \mathbb{M} 10-30 (0.6-2.0).

t. viburn'i op'uli compos'ita (N.F.), compound tincture of viburnum; each dose of \mathbb{S} 1 (4.0) represents viburnum opulus and dioscorea each gr. 2 (0.13) and scutellaria gr. $\frac{1}{2}$ (0.03), with cloves and cinnamon; emmenagogue, antispasmodic.

t. zedo'riae ama'ra (N.F.), bitter (or compound) tincture of zedoary; a dose of \mathbb{S} 1 (4.0) represents zedoary gr. 15 (1.0), aloes gr. 8 (0.5), rhubarb, gentian, white agaric, and saffron each gr. 4 (0.25), in glycerin, alcohol, and water; tonic laxative, resembling Warburg's tincture, t. antiperiodica, without quinine.

t. zingib'eris (U.S., Br.), tincture of ginger; ginger 200, alcohol 1000; dose \mathbb{M} 20-60 (1.3-4.0).

tinctura'tion. The making of a tincture from a crude drug.

tincture (tink'chur) [L. *tinctura*.] A liquid alcoholic extractive of a non-volatile vegetable substance, tinctures of iodine, ferric chloride, cantharides, and musk excepted; see *tinctura*. **alcohol'ic t.**, a t. made with undiluted alcohol. **ammo'niated t.**, a t. made with ammoniated alcohol (aromatic spirit of ammonia). **ethe'real t.**, a t. made with a mixture of alcohol and ether. **glyc'erinated t.**, a t. made with diluted alcohol to which glycerin is added to facilitate the extraction or to preserve the preparation. **golden t.**, a mixture of 4 fluid drachms of chloroform and 2 fluidounces each of ether, alcohol, and laudanum. **Hahnemann'ian t.**, in homeopathy a preparation of equal parts by weight of alcohol and of the expressed juice of a plant; this is allowed to stand for eight or ten days and is then filtered. **hy'droalcohol'ic t.**, a t. made with diluted alcohol in various proportions with water. **mother t.**, the standard homeopathic tincture of any drug, made by macerating or dissolving the drug in alcohol or water; the attenuations or dilutions are made from this; its sign is θ , the Greek *th*; the mother t. of an acid is the first decimal dilution, or one part of acid to nine parts of distilled water, but in a few cases it is the centesimal dilution, and in the case of phosphorus it is the third decimal dilution.

tin'ee [L. a bookworm.] Ringworm. **t. al'ba**, due to *Trichophyton macfadiei*. **t. albig'ena**, due to *Trichophyton albiscians*. **t. bar'bæ**, t. sycosis.

t. cap'itis, ringworm of the scalp, t. tonsurans. **t. circina'ta**, trichophytosis corporis, herpes tonsurans, ringworm of the body, an eruption, usually annular in form, occurring on the non-hairy parts of the body. **t. circina'ta trop'ica**, t. imbricata. **t. cru'ris**, t. inguinalis, dhobie itch, a pruritic affection clinically resembling eczema marginatum, involving the skin of the perineal region and inner side of the thighs, sometimes the axillæ, and beneath the breasts in women; it is due to the presence of a fungus, *Trichophyton cruris* or *T. perneti*. **t. fla'va**, due to *Malassezia tropica*. **t. imbrica'ta**, due to *Trichophyton concentricum*. **t. favo'sa**, favus. **t. imbrica'ta** [L. overlapping like tiles], herpes desquamans, Tokelau or Bowditch Island ringworm, a circinate eruption consisting of a number of concentric rings of overlapping scales, occurring in tropical Asia and the Malay Archipelago, due to the presence of a fungus, probably a species of *Trichophyton*. **t. inguina'lis**, t. cruris. **t. intersec'ta**, an eruption of roundish or oval, slightly elevated, itching patches on the trunk and extremities; the patches may remain isolated or several may fuse together, but they do not form concentric rings; it is due to the presence of a fungus. **t. ke'riou** [G. *këriou*, honeycomb], (1) inflammatory ringworm of the scalp and beard, marked by pustules and a boggy infiltration of the surrounding parts; (2) favus. **t. lupino'sa** [L. *lupinus*, relating to a wolf], favus. **t. ni'gra**, due to *Foxia mansoni* and other species of this fungus. **t. ni'grocircina'ta**, due to *Trichophyton ceylonense*. **t. nodo'sa**, a trichomycosis affecting the beard, marked by the presence of hard nodular masses surrounding the hairs. **t. sabourau'di**, due to *Trichophyton blanchardi*. **t. syco'sis** [G. *sykon*, a fig], parasitic sycosis, ringworm of the beard, occurring as a mild superficial affection or in an inflammatory form resembling granuloma trichophyticum. **t. ton'dens**, t. tonsurans. **t. ton'surans**, herpes tonsurans, porrigo furfurans, ringworm of the scalp, with involvement of the hair and more or less complete alopecia. **t. trichophyti'na**, ringworm, trichophytosis, a disease of the skin, hair, and nails, due to the growth of a fungus of the genus *Trichophyton*. **t. un'guis**, ringworm of the nails, causing thickening, roughness, and splitting. **t. ve'ra**, favus. **t. versic'olor** [L. party colored], pityriasis versicolor, chromophytosis, a chronic eruption of brownish yellow, branny patches on the skin of the trunk, due to the presence of a fungus, *Microsporon furfur*.

tingibil'ity. The property of staining, or of being tingibile.

tingible (tin'jil-bl) [L. *tingere*, to dye, + *habilis*, fit, apt.] Stainable.

tingle (ting'gl). To feel a peculiar pricking sensation.

ting'ling. A peculiar pricking thrill, caused by cold, by a mental shock, or striking a nerve, such as the ulnar at the elbow (the "funny bone").

tinkle (ting'kl) [an imitative word.] To make a metallic clinking sound like that of a coin or a small bell. 2. A clinking metallic sound sometimes heard on auscultation over a pneumothorax or a large pulmonary cavity.

tink'ling. Tinkle (2).

Tinnevell'y senna [Tinnevelly, Tinneveli, or Tinavelly, a district in Madras, British India.] A senna derived from the cultivated *Cassia angustifolia*, marketed usually as Indian senna.

tinni'tus [L. jingling.] Sonitus, subjective noises (ringing, whistling, booming, etc.) in the ears;

called also *t. aurium*, noises in the ears, and *t. cerebri*, head noises. **click'ing t.**, an objective clicking sound in the ear in cases of chronic catarrhal otitis media; it may be audible to a bystander as well as to the patient and is supposed to be due to an opening and closing of the mouth of the Eustachian tube, or to a rhythmical spasm of the velum palati.

tinosp'ora (B.A.). Gulancha, the stem of *Tinospora cordifolia* of India and Ceylon; bitter tonic like calumba; employed in rheumatism and as a stomachic.

tint [L. *tinctus*; *tingere*, to dye.] A shade of color, varying according to the amount of white admixed with the pigment.

tintom'eter [*tint* + G. *metron* measure.] A scale of colors of different shades, used to determine by comparison the intensity of color of the blood (hemoglobinometer) or of other fluids.

tintometric (tin-to-met'rik). Relating to tintometry.

tintometry (tin-tom'e-tri). Estimation of the intensity of color in a fluid by comparison with a standard color scale.

tip. 1. A point, a more or less sharp extremity. 2. A separate, but attached piece, of the same or another structure, forming the extremity of a part.

tip-foot. Talipes equinus.

tiqueur (te-kér') [Fr.] One who suffers from a tic.

tire [A.S. *teorian*]. 1. To fatigue, to exhaust. 2.

To become fatigued. 3. Exhaustion, fatigue.

tireballe (têr-bal') [Fr. *tirer*, to draw, + *balle*, ball.] An instrument in the form of a screw or spiral, designed for extracting a bullet or other foreign body from the tissues.

tirefond (têr-faw'n') [Fr. *tirer*, to pull, + *fond*, bottom.] An instrument in the form of a conical screw, designed for raising depressed bone as in fracture of the skull.

tires (tîrz). Trembles, milk*-sickness.

tiring (tîr'ing). Fixing the fragments of a broken bone by fastening a wire around them.

tisane (te-zan') [F.] The equivalent in the French Codex of infusum in the U.S.P. and B.P. or of a "tea" in English and American domestic medicine; ptisan.

tis'ic. Phthisis.

tissue (tish'u) [Fr. *tissu*, woven; L. *texere* to weave.] A collection of cells or derivatives of cells, forming a definite structure. **ad'enoid t.**, lymphoid t. **ad'ipose t.**, fatty t., a structure consisting chiefly of fat droplets, originating in the granular cells of areolar t., and arranged in lobular groups or along the course of one of the smaller blood-vessels. **are'olar t.**, the type of connective t. consisting of wavy bundles of white fibrous tissue mingled with straight threads of elastic tissue, contained in a ground substance of mucin in which are imbedded also the connective-tissue cells; these are flattened lamellar cells, granule cells, Waldeyer's plasma cells, and wandering cells. **cartilag'inous t.**, (1) cartilage, a connec-



TIREFOND.

tive t., the ground substance of which is hard and yields chondrin on boiling; (2) a pure connective tissue having a cartilaginous consistency, as the tarsal plate (tarsus) of the eyelid. **connec'tive t.**, the supporting or framework tissue of the animal body, formed of fibrous and interstitial substance with more or less numerous cells of various kinds; it is derived from the mesenchyme and this in turn from the mesoderm; the varieties of connective t. are: areolar, adipose, fibrous, elastic, and lymphoid tissues, cartilage, and bone; the blood and lymph may be regarded as connective tissues the ground substance of which is a liquid. **elas'tic t.**, a form of connective t. in which the elastic fibers predominate; it constitutes the ligamenta subflava of the vertebrae, the ligamentum nuchæ, especially of quadrupeds; it occurs also in the walls of the arteries of the air-tubes and connects the cartilage of the larynx. **epithelial t.**, see *epithelium*. **fibrous t.**, a tissue composed of bundles of white fibers between which are rows of connective-tissue cells; the tendons, ligaments, aponeuroses, and some of the membranes, such as the dura mater. **gelat'inous t.**, an embryonic connective tissue found in the umbilical cord, and constituting the vitreous humor of the eye. **hy'lic t.**, proctodermic pulp t.; see under *hy'lic*. **lepid'ic t.**, lining-membrane t.; see under *lepidic*. **lining-membrane t.**, lepidic t. **lymphoid t.**, retiform t. in which the meshes of the network of white fibers are filled with lymphoid cells, or lymph-corpuscles. **mesen'chymal t.**, mucous t., the embryonic tissue from which all connective tissues are derived. **mucoid t.**, gelatinous t. **mucous t.**, mesenchymal t. **mus'cular t.**, muscle; **voluntary muscular t.** is composed of long cylindrical fibers, or muscle cells (plasmodesmata), containing several nuclei embedded in a thin ground substance; the fibers are marked by transverse lines, whence the striated or striped muscle; **involuntary muscular t.** consists of long spindle-shaped uninucleated cells held together by a delicate connective-tissue membrane. **nervous t.**, a highly differentiated tissue composed of nerve-cells, or ganglion-cells, nerve fibers, or dendrites, and a supporting tissue, the neuroglia. **oss'eous t.**, bone, a connective tissue, the ground substance of which is calcified and hardened by the deposit of various lime salts—phosphate, carbonate, and some fluoride. **primit'ive card'iac t.**, that tissue in the mammalian heart which represents the cardiac tube of the primitive vertebrates. **primit'ive-pulp t.**, brown t. **retic'ular t.**, retiform t., areolar t. in which there is little or none of the ground substance, the white fibers forming a strong and dense network. **subcut'a'neous t.**, a layer of loose connective tissue immediately beneath the skin and closely attached to the corium by coarse fibrous bands. **retinacula cutis**; it contains more or less fat except in the auricles, eyelids, penis, and scrotum.

tis'sue-rem'edies. Twelve salts especially used in the biochemical school of homeopathy; these are: kali sulfuricum, natrium sulfuricum, calcium fluorica, silicea, calcarea sulfurica, natrium muriaticum, kali muriaticum, calcarea phosphorica, magnesia phosphorica, ferrum phosphoricum, natrium phosphoricum, and kali phosphoricum.

tis'sue-ten'sion. A theoretical condition of equilibrium or balance between the tissues and the pull of the mass.

tita'nium [*Titan*, one of the primitive gods of an-

tiquity.] A metallic element, symbol Ti, atomic weight 48.1.

titer, titre (ti'tur) [Fr. *titre*, standard.] The standard of strength per volume of a volumetric test solution.

titilla'tion. Tickling.

ti'trate. To analyze volumetrically by means of a test solution of standard strength.

titra'tion. Volumetric analysis by means of the addition of definite amounts of a test solution to a solution of a known amount of the substance analyzed.

tituba'tion [L. *titubare*, to stagger.] 1. A staggering or stumbling in trying to walk, due to a spinal lesion. 2. Restlessness. **lingual t.**, stammering, stuttering.

Tizzoni's antitox'in (tid-zo'ne) [Guido Tizzoni, Italian physician, *1853.] Tetanus antitoxin. **T.'s test**, for iron in the tissue: it consists in treating the tissue with a 2 per cent. solution of potassium ferrocyanide and then with a 0.5 per cent. solution of hydrochloric acid; a blue coloration indicates the presence of iron.

Tl. Chemical symbol of *thallium*.

Tm. Chemical symbol of *thulium*.

Tn. Abbreviation for normal intraocular tension.

TO. [Ger. *tuberculin oberer* (upper), + *t. original*.] Old tuberculin; the upper layer of fluid removed in the preparation of new tuberculin; see under *tuberculin*.

T.O.A. [Ger. *tuberculin-original-alt*.] A tuberculin apparently corresponding to Denys's bouillon filtré (B.F.).

toadstool. 1. A mushroom, usually of the genus *Agaricus*. 2. Popularly, a poisonous mushroom of any genus.

tobac'co [of Native Caribbean origin.] The dried leaves of *Nicotiana tabacum* and other species of *N.*, used as a sedative by smoking, chewing, or inhalation of the powdered leaves. It contains various narcotic and other principles—nicotine, pyridine, collidine, and picoline. Tobacco was formerly employed in medicine to relax spasm in strangulated hernia, asthma, hiccup, etc., and applied externally in scabies and other skin affections. **In'dian t.**, lobelia.

tobacc'o'ism, tobacc'o'sis. Tobacco poisoning, nicotineism.

To'bold's appara'tus (to'bolt) [Adelbert August Oskar To'bold, German laryngologist, *1827.] An illuminating apparatus, with three lenses, for use in laryngoscopy.

toc'o'dynamom'e'ter [G. *tokos*, birth, + *dynamis*, force, + *metron*, measure.] Tocometer.

tocol'o'gy [G. *tokos*, birth, + *-logia*.] Obstetrics, the branch of medical science dealing with childbirth.

tocoma'nia [G. *tokos*, birth, + *mania*, frenzy.] Puerperal mania.

tocom'e'ter [G. *tokos*, birth, + *metron*, measure.] An instrument for measuring the force of the uterine contractions in labor.

Todd's cirrho'sis [Robert Bentley Todd, English physician, 1809–1860.] Hypertrophic cirrhosis of the liver. **T.'s po'tion**, tincture of canella 5, syrup 30, brandy 40, water 75.

todda'lia [Malabar.] (B.A.) Lopez-root, the bark of the root of *Toddalia aculeata*, a prickly climbing plant of India; employed as an aromatic tonic.

toddy [Hindoo, *Adi*.] 1. Pahu wine. 2. Sweetened gin and water.

toe [A.S. *ta*.] Digitus pedis, one of the digits of the feet. **great t.**, the toe on the inner, tibial side of the foot, corresponding to the thumb; like the

latter it has one phalanx less than the other digits. **hammer t.**, permanent flexion at the mid-phalangeal joint of one or more of the toes.

seedy t., a wart-like fungous growth between the hoof and the coffin-bone in the horse.

toe-clo'nus. Alternating movements of flexion and extension of the great toe following forcible extension at the metatarsophalangeal joint.

toe-crack. See *sand-crack*.

toe-drop. A drooping of the anterior portion of the foot, owing to paralysis of the muscles which dorsally flex the foot.

toe-nail. One of the nails on the toes. **In'growing t.**, onyxia, a lateral projection of the borders of a toe-nail into the soft parts, causing pain and sometimes resulting in paronychia.

Toe'pfer's test (tép'fer) [Alfred Eduard Toe'pfer, German physician, *1858.] For free hydrochloric acid in the gastric contents; a 0.5 per cent. alcoholic solution of dimethylamidoazobenzene gives, in the presence of a fluid containing free hydrochloric acid, a bright cherry-red color.

toe-phenom'enon. Babinski's* phenomenon.

toi'let [Fr. *toilette*.] The cleansing of the parts after childbirth or of a wound after an operation preparatory to the application of the dressing.

Toison's solution (twah-zawn') [J. Toison, French histologist, *1858.] A blood diluent and leucocyte stain, consisting of methyl violet 0.025, sodium chloride 1, sodium sulphate 8, glycerin 30, water to 200.

To'kelau ring'worm [Tokelau, a group of islands in Oceania.] *Tinea imbricata*.

Tole'nas Springs, California. Alkaline-saline-borated-carbonated waters, 60° F. to 65° F. Nineteen springs. Used by drinking in scrofula, chronic skin diseases, syphilis, and disorders of the stomach, kidneys, and bladder.

tol'erance, tolera'tion [G. *tolerare*, to endure.] The power of resisting the action of a poison, or of taking a drug continuously or in large doses without injurious effects.

tol'erant. Having the property of tolerance.

Toll'ens' reac'tion. A mixture of 3 c.c. of a saturated solution of phloroglucin in hydrochloric acid and 0.5 c.c. of urine decolorized with animal charcoal is warmed in a water-bath; if pentose and glycuronic acid are present an intensely red layer appears on the surface which gradually spreads throughout the fluid; if, instead of phloroglucin, one uses orcin, there is at first a reddish and then a violet coloration.

tolu'. Balsamum* toluatanum (U.S., Br.).

tolu'ene. Toluol.

tolu'idine. Amidotoluene, one of three isomeric substances, C₇H₇N, derived from toluol.

tol'uol. Toluene, methyl-benzene; obtained by the dry distillation of tolu and other resinous bodies, and also derived from coal-tar; its physical and chemical properties resemble those of benzol.

tolu'ylene. Stilbene, a derivative of toluol; used as a basis for dyes.

tolu'ylenedi'amine. Alphadiaminotoluol, a poisonous substance having a destructive influence on the erythrocytes.

toly'py'rine. Tolyantipyrine, C₁₂H₁₁N₂O, obtained by the action of acetoacetic ether on paratolylhydrazin with methylation of the resulting product; colorless crystals of bitter taste, soluble in 10 parts of water; antipyretic and analgesic in doses of gr. 10–30 (0.6–2.0). **tol. sal'icylate**, tolysal, occurs as reddish white crystals of astringent bitter taste, slightly soluble in water;

employed in neuralgia and rheumatism in doses of gr. 8-15 (0.5-1.0).

tol'ysal. Tolypyrine salicylate.

Toma's sign (to'mahz sin). To distinguish between inflammatory and non-inflammatory ascites; in inflammatory conditions of the peritoneum the mesentery contracts, drawing the intestines over to the right side; consequently, when the patient lies on his back, tympany is elicited on the right side, dullness on the left.

Tomaselli's disease' (to-mah-sel'le). Hemoglobinuria supposed to be due to quinine intoxication.

toma'to [Mex. *tomatl*.] The edible fruit of *Lycopersicon esculentum*, a solanaceous plant; largely used as a vegetable and a salad.

-tome [G. *tomos*, cutting.] A termination denoting a cutting instrument, the first element in the compound usually indicating the part which the instrument is designed to cut.

tomen'tum, tomen'tum cer'ebr'i [L. a stuffing for cushions.] The numerous small blood-vessels passing between the cerebral surface of the pia mater and the cortex of the brain.

Tomes's fibrils [Sir John *Tomes*, English dentist, 1836-1895.] Processes from the odontoblasts which are continued into the tubules of dentine. **T.'s gran'ular lay'er**, the outer less dense layer of dentine next to the cement. **T.'s process**, a fibrillar process from an enamel-cell, in or around which calcification is assumed to occur.

tomoma'nia [G. *tomos*, cutting, + *mania*, frenzy.]

1. A term applied to the propensity of certain surgeons to resort to operation for small ills which may be removed by conservative treatment; furor secundi, cacoethes operandi. 2. A morbid desire of being operated upon.

tomoto'cia [G. *tomos*, cutting, + *tokos*, birth.] Extraction of a child by hysterotomy, cesarean section.

-tomy [G. *tomē*, incision.] A termination denoting a cutting operation.

tonaphasia (tôn-â-fa'zi-ah) [G. *tonos*, tone, + a priv. + *phasis*, speech.] Vocal amusia; loss, through cerebral lesion, of the ability to sing.

tone [G. *tonos*, tone or a tone.] 1. A musical sound. 2. The character of the voice expressing an emotion. 3. Firmness of the tissues; normal functioning of all the organs; strength.

tone'-color. Timbre.

tone'-deafness. Amusia.

tonga (tong'gah). A mixture of the root of *Rhaphidophora vitiensis* and of the bark of *Premna taiensis*, plants of the Tonga and Fiji Islands; employed in the treatment of neuralgia in doses of m̄15-30 (1.0-2.0) of a fluidextract. **t. bean**, tonka bean.

ton'galine. Trade name of a preparation of tonga, cimicifuga, and colchicine and pilocarpine salicylates; recommended in neuralgia, rheumatism, and gout.

ton'gine. An alkaloid derived from tonga.

tongue (tung) [A.S. *tunge*.] Lingua, the muscular structure in the mouth, attached to its floor; it is the organ of taste, an accessory organ of speech, and turns the food in the mouth, insalivating it, and passing it backward into the pharynx. **baked t.**, the dry blackish tongue noted in the typhoid state. **bl'fid t.**, cleft t., one whose extremity is divided longitudinally for a greater or lesser distance. **black t.**, nigrities lingue, glossophytia, the presence of a blackish to yellowish brown patch or patches on the tongue, accompanied by elongation of the papillæ; due to the presence of a fungous growth of glossophyton. **cleft t.**, bifid t. **coated t.**,

one with a whitish layer on its upper surface, composed of epithelial débris, food particles and bacteria; it is often an indication of indigestion or of fever. **dotted t.**, one in which each separate papilla is capped with a whitish deposit. **folded t.**, furrowed t. **furred t.**, coated t. **furrowed t.**, the occurrence of numerous longitudinal grooves, or furrows on the dorsal surface of the tongue. **geograph'ical t.**, the occurrence on the dorsum of the tongue of peripherally spreading scar' patches, the coalescence and mutual intermingling of the edges of which produce an irregular map-like appearance. **grooved t.**, furrowed t. **hairy t.**, black t. **ribbed t.**, furrowed t. **scrotal t.**, chronic glossitis marked by multiple deep fissures on the surface of the organ. **smoker's t.**, leukoplakia. **stippled t.**, dotted t. **strawberry t.**, a tongue with a whitish coat through which the enlarged papillæ project as red points, characteristic of scarlet fever. **sul'cated t.**, furrowed t. **wooden t.**, actinomycosis. **wrinkled t.**, furrowed t.

absence, aglossia. beneath the, sublingual. hypoglossal; ranine. bifid or double, diglossa. description of, glossography. diagnosis from observing the, glossocopy. glossosemiotics. disease of, glossopathy. division of frenum, ankylotomy. enlarged, macroglossia, megaloglossia; glossocoele, paraglossa. cicatrix of, glossosclerosis, glossosteresis, glossotomy. hemorrhage, glossorrhagia. hypertrophy, macroglossia, megaglossia, glossauxis, glossypertrophy, glossaiah. imperfect development, ateloglossia, inflammation, glossitis. instrument to determine firmness of, glosydynamometer. instrument to record movements of, glossograph. pain, glossagra, glossalgia, glossodynia. paralysis, glossoplegia, glossolysis. plastic surgery, glossoplasty, glossoplasty. prognosis from observing the, glossomantia. projecting, glossocoele, glossopygia relating to, glossal, lingual; ranine (under surface). eponence relating to, glossology. small, microglossia, quana, glossospasm; aphthongia. suture of, glossorrhagia. tumor, glossocoele, glossoncus; ranula (beneath).

tongue-bone. Hyoid bone.

tongue-depress'or. An instrument with broad flat extremity used for pressing down the tongue to facilitate examination of the fauces and pharynx.

tongue-shaped. Linguiform.

tongue-spat'ula. Tongue-depressor.

tongue-swallow'ing. A slipping back of the tongue over the laryngeal orifice, causing choking.

tongue-tie. Ankylloglossia, abnormal shortness of the frenulum lingue. operation for relief of, ankylotomy.

tongue-trac'tion. Laborde's* method.

ton'ic [G. *tonikos*; *tonos*, tone.] 1. In a state of continuous, unremitting action, noting especially muscular contraction. 2. Increasing physical or mental tone or strength, invigorating. 3. A remedy which restores enfeebled function and promotes vigor and a sense of well-being. **Tones** are qualified, according to the organ or system upon which they act, as cardiac, digestive, hematic, vascular, nerveine, uterine, general, etc. **bitter t.**, a tonic of bitter taste, such as quinine, gentian, quassia, etc., which acts chiefly by stimulating the appetite and improving digestion. **t. spasm**, a continuous muscular contraction, as in tetanus; opposed to *clonic spasm*. **t. treatment**, treatment of syphilis by the administration of small doses of mercury continued over a long period.

tonicity (to-nis'ti-ti). A state of normal elastic tension of the tissues, in virtue of which the parts are kept in shape and, as it were, alert and ready to functionate in response to a suitable stimulus. **tonicize** (ton'i-siz). To produce tone or tension in a part; to cause tonic contraction of a muscle.

tonitrophobia [L. *tonitrus*, thunder, + G. *phobos*, fear.] Astraphobia, morbid fear of thunder.

ton'ka, ton'ka-bean [native Guiana, *tonca*.] Dip-
teryx.

tonograph [G. *tonos*, tone, + *graphō*, I record.] An instrument for recording the variations of blood-pressure.

tonol. Trade name for a special preparation of glycerophosphates, the number of drugs in the mixture being indicated by a numeral prefix, as duotonol, triotonol, sextonol, etc.

tonom'eter [G. *tonos*, tone, + *metron*, measure.] 1. An instrument for determining intraocular tension. 2. An instrument for determining the degree of blood-pressure; see *sphygmomanometer* and *Bishop, Gaerter, Janeway, Riva-Rocci, and Rogers*.

tonom'etry. The measurement of the tension of a part, as intraocular or intravascular tension.

tonophant [G. *tonos*, tone, + *phainō*, I appear.] An instrument for visualizing sound waves.

tonoplast [G. *tonos*, tension, + *plastos*, formed.] An intracellular structure or vacuole.

Tonquin-bean (ton-kin'bēn). Tonka-bean.

tonquinal (ton'kin-ol). Artificial musk.

ton'sil [L. tonsilla.] 1. Any collection of lymphoid tissue, specifically the faucial or palatine tonsil. 2. An anatomical structure resembling the faucial tonsil. **cerebell'ar t.**, tonsilla cerebelli. **Eustachian t.**, Gerlach's t., a collection of lymphoid tissue within the Eustachian tube near its pharyngeal orifice, noduli lymphatici tubarii [BNA]. **fauc'ial t.**, tonsilla palatina [BNA]. **Gerlach's t.**, Eustachian t. **laryn'geal t.**, an irregular collection of lymphoid tissue on the ventricular band, or false vocal cord, on either side, noduli lymphatici laryngei [BNA]. **lin'gual t.**, tonsilla lingualis [BNA]. **Lusch'ka's t.**, tonsilla pharyngea [BNA]. **na'sal t.**, tubercle of Morgagni or of Zuckerkandl, a fusiform collection of lymphoid tissue on the nasal septum opposite the anterior extremity of the middle turbinated body. **palatine t.**, tonsilla palatina [BNA]. **pharyn'geal t.**, Luschka's t., tonsilla pharyngea [BNA]. **submerged' t.**, a faucial t. which is flat and lying below the level of the pillars of the fauces. **third t.**, tonsilla pharyngea [BNA]. **tube t.**, Eustachian t.

tonsill'a [L.] Tonsil, amygdala. **t. cerebel'li**, cerebellar tonsil, amygdala cerebelli, a rounded lobule on the under surface of each cerebellar hemisphere, corresponding to the uvula of the vermis. **t. intestin'a'lis**, Peyer's patch, noduli lymphatici aggregati [BNA]. **t. lingua'lis**, lingual tonsil, a collection of lymphoid follicles on the posterior or pharyngeal portion of the dorsum of the tongue. **t. palat'ina** [BNA], faucial or palatine tonsil, a large oval mass of lymphoid tissue embedded in the lateral wall of the oral pharynx on either side between the pillars of the fauces. **t. pharynge'a**, pharyngeal tonsil, third tonsil, Luschka's tonsil, a collection of more or less closely aggregated lymphoid nodules on the posterior wall of the nasopharynx, the hypertrophy of which constitutes the morbid condition called *adenoids*.

ton'sillar, ton'sillary. Amygdaline, relating to a tonsil, especially the faucial, or palatine tonsil. **t. ring**, Waldeyer's* throat-ring.

tonsillec'tomy [L. *tonsilla*, tonsil, + G. *ektomē*, excision.] Amygdalectomy; removal of the entire tonsil.

ton'sillith. Amygdalolith.

tonsillit'ic. Relating to or suffering from tonsillitis; amygdalitic.

tonsillitis (ton-sil-'(e')tis) [L. *tonsilla*, tonsil, + G. *-itis*.] Amygdalitis, inflammation of a tonsil, especially of the palatine tonsil. **lacu'nar t.**, inflammation of the mucous membrane lining the tonsillar crypts. **parenchy'matous t.**, inflammation of the entire substance of the faucial tonsil, often passing into quinsy. **superf'cial t.**, inflammation simply of the mucous membrane covering the tonsil.

tonsillolith (ton'sil-o-lith) [L. *tonsilla*, tonsil, + G. *lithos*, stone.] Amygdalolith; a calcareous concretion in a distended tonsillar crypt, tonsillar calculus.

ton'sillotome [L. *tonsilla*, tonsil, + G. *tomē*, a cutting.] Amygdalotome; an instrument, sometimes modelled after a guillotine, for use in cutting away a portion of an hypertrophied tonsil.

tonsillot'omy. Amygdalotomy; the cutting away of a portion of an hypertrophied faucial tonsil.

tonsilloty'phoid. Typhoid fever complicated with a pseudomembranous deposit on the tonsils.

ton'tine (ton-tēn') [after Lorenzo *Tonti*, Italian banker, 17th century.] A form of life-insurance in which no dividends are paid until the end of a specified period, at which time the profits are divided among the survivors and those of the same class of insurance who have kept their policies in force.

ton'us [L.; G. *tonos*.] Tonicity.

tooth, pl. **teeth** [A.S. *tōth*.] One of the hard conical structures set in the alveoli of the upper and lower jaws, employed in mastication and assisting also in articulation. A tooth is a dermal structure, not bone; it is composed of *dentine* (substantia* eburnea [BNA]), encased in *cement* (substantia* ossea [BNA]) on the covered portion, and *enamel* (substantia* adamantina [BNA]), on its exposed portion. It consists of a *root* (radix) buried in the alveolus, a *neck* (collum) covered by the gum, and a *crown* (corona) the exposed portion. In the center is a hollow, the *tooth-cavity* or pulp-cavity (cavum dentis [BNA]), filled with a connective-tissue reticulum containing a jelly-like substance (pulp dentis) and blood-vessels and nerves which enter through a canal at the apex of the root. The 20 milk-teeth or deciduous teeth (see *dens* deciduus*) appear between the sixth or ninth and the twenty-fourth months of life. These fall out and are replaced by the 32 permanent teeth (see *dens* permanens*) appearing from the 5th or 7th to the 16th or 23d years. There are four kinds of teeth; incisor (dens incisivus), canine (dens caninus), bicuspid or premolar (dens premolaris), and molar (dens molaris). See *dens*, *dental*, *dentition*, and *teeth*.

axle t., molar t. **bicus'pid t.**, bicus'pidate t., dens premolaris. **buck t.**, a tooth which has erupted outside of the dental arch. **ca'nine t.**, dens caninus. **cross-pin t.**, an artificial t. in which the pins are placed horizontally. **cuspid t.**, cus'pidate t., dens caninus. **decid'uous t.**, milk t. **eye t.**, the canine tooth, on either side, in the upper jaw. **gum t.**, a molar t., dens* molaris. **inci'sor t.**, dens incisivus. **infundib'ulum of the t.**, see *mark*. **milk t.**, dens deciduus. **per'manent t.**, dens permanens. **stomach t.**, one of the lower canine teeth. **straight-pin t.**, an artificial tooth with the pins vertical. **wisdom t.**, dens serotinus.

toothache (tooth'āk). Pain in a tooth, of neuralgic character or due to caries or periodontitis; odontalgia.

tooth-band. Lamina dentalis.

tooth-cough. Cough of reflex origin, due to caries or other disease or malformation of the teeth.

tooth-germ (tooth'jurm). The enamel organ and dentine papilla, constituting the developing tooth. **reserve** t.-g., enamel organ and papilla of a permanent tooth.

tooth-key. An instrument formerly used for extracting a tooth by grasping it and then twisting it by a movement similar to the turning of a key.

tooth-rash. Strophulus.

tooth-sac. A capsule, developed from the connective tissue of the gum, which encloses the developing tooth.

Tooth's type [Howard Henry Tooth, English physician, contemporary.] Charcot-Marie type of progressive muscular atrophy.

toothed. Having teeth; having tooth-like projections, dentate, serrate. **t. vertebra**, axis, epistropheus [BNA].

topalgia [G. *topos*, place, + *algos*, pain.] Pain localized to one spot; the presence of a painful point or spot; a symptom occurring in hysteria or neurasthenia.

Topka Mineral Wells, Kansas. Alkaline-saline waters. Two wells. Used by drinking and bathing in rheumatism, and various other disorders.

topesthesia, **topæsthesia** (to-pes-the'zi-ah) [G. *topos*, place, + *aisthēsis*, sensation.] The ability to locate any part touched, through the tactile sense alone.

topha'ceous. Sandy, gritty; relating to a tophus.

tophi. Plural of tophus.

tophus, pl. *tophi* [L. a calcareous deposit from springs, tufa.] 1. A deposit of sodium bicarbonate in the subcutaneous fibrous tissues in the neighborhood of a joint or in the cartilage of the external ear; chalk-stone. 2. A salivary calculus, or tartar. 3. A node or swelling on the periosteum of the cranium or tibia in syphilis.

top'ica [neut. pl. of L. *topicus*, local, agreeing with *remedia*.] Remedies for local external use.

top'ical [G. *topikos*; *topos*, place.] Relating to a definite place or locality, local.

Topinard's angle (tō-pe-nar') [Paul Topinard, French anthropologist, 1830-1912.] Facial angle, ophryospinal angle.* **T.'s line**, a line running between the glabella and the mental point.

topoanesthesia (to-po-an-es-the'zi-ah) [G. *topos*, place, + *anesthesia*.] Inability to localize a cutaneous sensation.

topogno'sis [G. *topos*, place, + *gnōsis*, knowledge.] The recognition of the location of a painful or other sensation; topesthesia.

topograph'ical. Relating to topography. **t. anatomy**, regional anatomy, topography.* **t. diagnosis**, the determination of the seat of a disease.

topog'raphy [G. *topos*, place, + *graphē*, a description.] In anatomy, the description of any part of the body, especially in relation to a definite and limited area of the surface.

toponarco'sis [G. *topos*, place + *narkōsis*, a benumbing.] A localized cutaneous anesthesia.

toponeuro'sis [G. *topos*, place.] A localized neurosis.

toponym [G. *topos*, place, + *onyma*, name.] A regional term, one designating a region as distinguished from the name of a structure, system, or organ.

toponymy. Topical or regional nomenclature, as distinguished from *organonymy*.*

topophobia [G. *topos*, place, + *phobos*, fear.] Abnormal fear or dread of certain localities.

topothermæsthesiometer [G. *topos*, place, + *thermē*, heat, + *aisthēsis*, sensation, + *metron*, measure.] A device for determining the temperature sense in different parts of the surface.

tor'cular Heroph'ili [L. wine-press of *Herophilus* "]. **Confluens sinuum** [BNA].

to'ric. Relating to, or having the curvature of, a torus. **t. lens**, a lens ground on a glass curved like the surface of a torus.

tor'men. See *tormina*.

tor'ment [L. *tormentum*, anguish.] Suffering, anguish; colic, ileus, tormina.

tor'menti, **tormenti'la**. The rhizome of *Potamogeton*, a plant of northern Europe and Asia; employed for the same purposes as geranium.

tor'mina [L. pl. of *tormen*; *torquere*, to twist.] Severe colic or griping intestinal pain.

tor'minal. Relating to or marked by tormina.

Tornwald's disease (torn'vahlt) [Gustavus Ledermannus Tornwaldt, German physician, 1814-] Inflammation of the lacuna or crypt of the pharyngeal tonsil, with the formation of a cyst containing pus; called also *T.'s angina*, *T.'s tonsillitis*, *to'rose*, *to'rous* [L. *torosus*, fleshy.] Bulging, tubercular, knobby.

tor'pent [L. *torpere*, to be numb.] 1. Torpid. 2. A numbing agent.

tor'pid [L. *torpidus*; *torpere*, to be numb.] Inactive, sluggish.

torpid'ity. Torpor.

tor'por [L.] Numbness, insensibility, stupor. 1. **intestino'rum**, constipation. **t. retina**, a form of nyctalopia, the retina responding only to strong luminous stimuli.

torrefac'tion [L. *torrefacere*, to parch.] Parching or drying by heat; a pharmaceutical operation for rendering drugs friable.

torrefy (tor'e-fi). To parch, to dry by heat.

Toricellian exper'iment (tor-re-chel'i-an) [Evangelista Torricelli, Italian physicist, 1608-1647.] A glass tube sealed at one end is filled with mercury and is then everted with the open end beneath the surface of mercury in an open vessel; the mercury in the tube will be observed to sink to a certain point, about 30 inches above the level of the mercury in the vessel, being kept at this elevation by the pressure of the atmosphere; the experiment revealed the principle of the mercurial barometer. **T. vacuum**, the vacuum at the upper end of the barometer tube resulting from the sinking of the column of mercury to the point where it is balanced by the atmospheric pressure.

torsion'eter [L. *torsio*, torsion, + G. *metron*, measure.] Clinometer.

tor'sion [L. *torquere*, to twist.] 1. A twisting or rotation of a part upon its axis. 2. Twisting of the cut end of an artery to arrest hemorrhage. **t. angle**, the angle formed by any two axial planes of a long bone. **t. forceps**, forceps used for making torsion of an artery to arrest hemorrhage. **t. fracture**, fracture of a bone caused by a twisting force. **t. of a tooth**, twisting of an irregular tooth without extraction, to bring it into line with the dental arch.

tor'sive. Twisted in a spiral.

torsoclu'sion [L. *torquere*, to twist, + *cludere*, to close.] Acupressure performed by entering the needle in the tissues parallel with the artery, then turning it so that it crosses the artery transversely, and passing it into the tissues on the opposite side of the vessel.

torticoll'ar. Relating to or marked by torticollis.

torticoll'is [L. *torvus*, twisted, + *collum*, neck.] Wry-neck, stiff-neck, caput obstipum, a spasmodic contraction of the muscles of the neck, especially those supplied by the spinal accessory nerve, to

head is drawn to one side and usually rotated so that the chin points to the other side. *intermittent t.*, *t. spastica*. *rheumatic t.*, symptomatic *t. spurious t.*, stiffness of the neck due to caries of the cervical vertebrae. *symptomatic t.*, *rheumatic t.*, stiff-neck due to rheumatism of the muscles of the neck, chiefly of the sternocleidomastoid, occurring especially in children. *t. spastica*, intermittent stiff-neck due to clonic-tonic spasm of the neck muscles.

tortuous [*L. tortuosus*.] Having many curves, full of turns and twists.

torula [*L. torulus*, dim. of *torus*, a swelling.] A former genus of budding fungi; now indicating the globular forms of these microorganisms, such as are frequently assumed by the wild yeasts.

toruliform [*L. torulus*, dim. of *torus*, a knot, swelling, + *forma*, shape.] Having the form of a torula, beaded; noting a plate culture with a group of similar colonies resembling a budding yeast-plant; see cut under *colony*, 2, B.

toruloid [*L. torulus*, dim. of *torus*, a knot, swelling, + *G. eidos*, resemblance.] Toruliform.

torulus [*L.* dim. of *lorus*, a swelling.] A minute elevation, papilla. *t. tactilis*, tactile elevation, one of a number of small areas in the skin of the palms and soles especially rich in sensory nerve-endings.

torus [*L.* a bulge.] 1. A geometrical figure formed by the revolution of a circle round the base of any of its arcs; such is the convex molding at the base of a pillar. 2. A rounded swelling, such as that caused by a contracting muscle. 3. Tuber cinereum. 4. In botany, the base into which the parts of a single flower are inserted. *t. frontalis*, a slight prominence on the frontal bone at the root of the nose. *t. maxillus*, the metacarpal region. *t. occipitalis* [BNA], an occasional ridge near the superior curved line of the occipital bone. *t. palatinus* [BNA], palatine torus or protuberance; a bony swelling sometimes present upon the median line (median palatine suture) of the roof of the oral cavity. *t. spiralis*, stria medullaris. *t. tubarius* [BNA], Eustachian cushion, a ridge in the pharyngeal wall posterior to the opening of the Eustachian tube, caused by the projection of the cartilaginous portion of this tube. *t. uterinus*, a transverse ridge on the back part of the isthmus uteri, formed by the junction of the rectouterine, or sacrouterine folds.

Toti's operation (*to'te*) [Addeo Toti, Italian ophthalmologist and laryngologist, contemporary.] Dacryocystorrhinostomy.

totipotent cell (*to-ti-po-ten'shal*) [*L. totus*, all, + *potentia*, power.] A cell capable of giving origin to other cells of every kind necessary to form the entire individual; such are the impregnated ovum and certain cells in the primitive germinal area or in the germinal blastomere.

touch (*tuch*) [*Fr. toucher*.] 1. The tactile sense. 2. Digital examination. *royal t.*, adenochiropsalagy, a former practice by the kings of England and France of tapping a scrofulous person with the finger; it was supposed to be curative of the disease.

touch-corpuscle. Meissner's or Wagner's corpuscle, corpusculum* tactus [BNA].

touch-me-not. *Noli me tangere*.

touch-wood. 1. Spunk. 2. Rotten wood used as tinder.

tour de maître (*toor-dè-mâtr'*) [*Fr.* the master turn.] An old and spectacular method of passing a catheter or sound through the male urethra; the instrument was introduced with concavity

downward and stem parallel with the thighs, then, when the beak was in the neighborhood of the membranous urethra, the catheter was turned rapidly with concavity upward and the tip swept into the bladder.

Tourette's disease. See Gilles* de la Tourette.

tournesol (*turn'sol*) [*Fr. tourner*, turn, + *sol* (*soleil*), sun.] Litmus.

tourniquet (*toor-ni-ket*) [*Fr. tourner*, to turn.]

An instrument for arresting temporarily the flow of blood through a large artery in a limb; it consists of a broad band drawn tightly around the limb, with a pad over the artery, the pressure of which is increased by means of a screw. *Dupuytren's t.*, an instrument for compressing the abdominal aorta. *garrote t.*, a bandage tied tightly round the limb over a stick, a pad being sometimes placed over the artery; when the bandage is securely tied it is tightened as much as may be desired by turning the stick; called also *Spanish t.*

tow. The coarse and broken part of flax, unfit for spinning, used in surgical dressings.

towel. Friction with a coarse towel.

tower skull. Oxycephaly.

Townsend's mixture [Joseph Townsend, English clergyman, 1739-1816.] A solution of red oxide of mercury 1, potassium iodide 300, in water 2000, flavored with cardamom and syrup of orange peel.

toxæmia. Toxemia.

toxalbumin. Toxin, a toxic albumin.

toxalbumose. A poisonous albumose.

toxane'mia, **toxana'mia** [*G. toxikon*, poison, + *an-priv*, + *haima*, blood.] Anemia due to the action of a hemolytic poison.

toxæ'mia, **toxæ'mia** [*G. toxikon*, poison, + *haima*, blood.] Blood-poisoning, the presence in the blood of the poisonous products of any pathogenic microorganism.

toxæmic. Relating to or suffering from toxemia.

toxe'zyme. A poisonous enzyme.

tox'ic. [*G. toxikon*, an arrow-poison.] 1. Poisonous. 2. Relating to a toxin. 3. Caused by a poison. *t. unit*, see *unit*.

toxice'mia, **toxicæ'mia**. Toxemia.

tox'icant. 1. Toxic, poisonous. 2. Any poisonous agent, specifically an alcoholic or other poison causing symptoms of what is popularly called intoxication.

toxicide (*toks-i'sid*) [*G. toxikon*, poison, + *L. cadere*, to kill.] 1. Destructive to poisons. 2. An agent which destroys a poison; a chemical antidote.

toxicity (*toks-i'si-ti*). A state of being poisonous, poisonousness.

toxicoden'drol. A fixed oil contained in the leaves of *Rhus toxicodendron*.

toxicoden'dron [*G. toxikon*, poison, + *dendron*, tree.] Poison ivy, *Rhus* toxicodendron*.

toxicoder'ma [*G. toxikon*, poison, + *derma*, skin.] Any skin disease caused by a poison.

toxicodermatitis (*toks-i-ko-dur-mä-ti' (te)'tis*). Inflammation of the skin caused by the action of a poison.

toxicodermato'sis. Toxicoderma.

toxicogen'ic [*G. toxikon*, poison, + *gennaō*, I produce.] 1. Producing a poison. 2. Caused by a poison.

toxicohæ'mia, **toxicohæ'mia**. Toxemia.

tox'icoid [*G. eidos*, resemblance.] Having an action like that of a poison, temporarily poisonous.

toxicological (*toks-i-ko-loj'i-kal*). Relating to toxicology.

toxicol'ogy [G. *toxikon*, arrow-poison, + *-logia*.]

The science of poisons—their source, chemical composition, action, tests, and antidotes.

toxicol'ogist. One who has a special knowledge of poisons and their antidotes.

toxicoma'nia [G. *toxikon*, poison, + *mania*, frenzy.] A craving for any poison.

toxicomu'cin. A specific toxic mucin obtained from cultures of tubercle bacilli.

toxicopath'ic. Noting any morbid state caused by the action of a poison.

toxicop'athy [G. *toxikon*, poison, + *pathos*, suffering.] Any disease of toxic origin.

toxicophid'ia [G. *toxikon*, poison, + *ophidion*, a serpent.] The venomous serpents, thanatophidia.

toxicophloea (toks'-ko-flé'ah) [G. *toxikon*, arrow-poison, + *phloios*, bark.] *Acocanthera*.

toxicoph'o'bia [G. *toxikon*, poison, + *phobos*, fear.] A morbid or insane fear of being poisoned.

toxicophylax'in [G. *toxikon*, poison, + *phylaxis*, a guarding.] An antitoxic phylaxis, a defensive protein which destroys or neutralizes a toxin or other poisonous bacterial product.

toxic'o'sis. Systemic poisoning; any disease of toxic origin, toxicopathy. **endogen'ic t.**, autotoxicosis, antointoxication. **exogen'ic t.**, any disease caused by a poison introduced from without and not generated within the body. **reten'tion t.**, endogenous t., nosotoxicosis, a disease due to the retention of waste products which are normally excreted as formed.

toxicoso'zin. A sozin, or normal defensive protein, which destroys or neutralizes a toxin or other poisonous bacterial product.

toxidermitis (toks-i-dur-mi'(me')tis). Toxicodermatitis.

toxi'ferous [G. *toxikon*, poison, + *phero*, I bear.] Containing poison, poisonous.

toximu'cin. Toxicomucin.

tox'in [G. *toxikon*, (arrow-)poison.] A poisonous substance of undetermined chemical nature, elaborated during the growth of pathogenic microorganisms. **animal t.**, zootoxin, a substance having the properties of an extracellular bacterial t., excreted by certain animal cells. **bacte'rial t.**, one produced by bacteria; there are two classes of bacterial toxins, differing markedly from each other in their mode of action and in their chemical and physical properties, viz., **extracellular** toxins, or exotoxins, and **intracellular** toxins, or endotoxins. **extracell'ular t.**, exotoxin, a t. excreted by a bacterial cell; it is soluble in water, uncrystallizable, precipitable by alcohol, and thermolabile; it is capable, within the animal organism, of exciting the production of a specific antitoxin; according to the side-chain* theory a toxin molecule has two atomic groups: the toxophore, which is the poisonous element, and the haptophore, which anchors it to the cell upon which it acts; substances of a character similar to the exotoxins are produced by certain animals (**sootoxin**) and plants (**phytotoxin**); the extracellular toxins are analogous to the ferments and it has been suggested that they are specific ferments (themselves non-toxic), by the action of which certain of the albumoses of the animal body are changed into highly poisonous compounds—the true toxins; according to this theory the extracellular product of the bacteria is called **primary** toxin, the product of its enzymic action upon the albumoses of the host, **secondary** toxin. **fatigue t.**, ponogen, a substance isolated by Weichardt from the body fluids, after excessive muscular exertion, believed to be the cause of the phenomena of fatigue; by

methods analogous to those employed in the case of bacterial toxins W. claims to have obtained a fatigue antitoxin possessing recuperative power. **intracell'ular t.**, endotoxin, a specific poisonous substance formed and retained within the bacterial cell, which exerts a poisonous action upon the animal cells only when freed by the dissolution (bacteriolysis) of the bacteria; it differs somewhat from an exotoxin in its resistance to heat, being in general more thermostable. **plant t.**, a substance, similar in its properties to an extracellular bacterial toxin, a **phyto'tox'ic primary t.**, see **extracellular t.** **sec'ondary t.**, see **extracellular t.**

toxine'mia, toxina'mia. Toxemia.

toxi-infec'tion. Toxinfection.

toxi-infec'tious. Toxinfectious.

toxininfec'tion. Infection with a toxin, the microorganism causing which not being demonstrable. **toxinfec'tious**. Noting a disease due to the action of a toxin, the microorganism producing which not being demonstrable in the tissues or fluids of the body.

toxin'ic. Relating to a toxin.

toxini'cide (toks-in'i-sid) [*toxin* + L. *cadere*, to fall]. Destructive to a toxin. 2. An antitoxin or other agent which destroys or neutralizes a toxin. **toxino'sis**. Any disease or lesion caused by the action of a toxin; toxinfection.

toxi'pep'tone. A poisonous peptone.

toxipho'bia. Toxicophobia.

toxires'in. A resinous substance, a cardiac poison derived from digitoxin by the action of acids.

tox'is. Poisoning.

toxi'ther'apy. Treatment of an infectious case by means of an antiserum.

toxitubercu'lide (toks-i-tu-bur'ku-léd). A cutaneous lesion believed to be due to the action of tuberculous toxin, the specific bacillus not being demonstrable.

toxozalexin (toks'-o-à-leks'in). A defensive protein protecting the cells from the action of a toxin.

toxogen'in (toks-o-jén-in) [G. *toxikon*, poison, *gennaō*, I produce.] A hypothetical substance formed in the blood by the injection of antigen, which in itself is innocuous, but which, on the addition of fresh antigen, gives rise to the phenomena of anaphylaxis.

tox'o'id [*toxin* + G. *eidos*, resemblance.] A toxin which has lost its toxophore group and so is devoid of poisonous action, though still retaining its haptophore group, and capable of combining with receptors, either free (antitoxin) or attached to receptors.

toxoinfec'tion. Toxinfection.

toxoinfec'tious. Toxinfectious.

toxolecithin (toks-o-les'i-thin). A mixture of venom with lecithin, the latter acting as a complement* for the former.

toxol'y'sis [*toxin* + G. *lysis*, solution.] Toxicolysis.

toxomu'cin. Toxicomucin.

tox'on. Epitoxoid, a hypothetical bacterial product, of feeble toxicity and weak affinity for antitoxin; it is supposed to be the cause of the paralysis in the case of diphtheria; see **toxoid**.

tox'o'loid. A hypothetical substance in cultures of the diphtheria bacillus, which has weak affinity for antitoxin; it is non-toxic to guinea-pigs but causes paralysis in rabbits.

toxono'sis [*toxin* + G. *nosos*, disease.] Toxinosis. **toxicopathy**; **toxinosis**.

toxo'pep'tone. Toxipectone.

tox'ophil, tox'ophile [G. *toxikon*, poison, + *philo*, fond.] Susceptible to the action of a poison.

tox'ophore [*toxin* + G. *phorō*, I bear.] Noting the atomic group of the toxin molecule which carries the poisonous principle, and upon which, when anchored to the cell by its haptophore group, the specific action of the toxin depends; ergophore.

toxoph'orous. Relating to the toxophore group of the toxin molecule.

toxophylar'in. Toxicophylaxin.

toxoso'zin. Toxicosozin.

Toyn'bee's cor'puscles [Joseph Toynbee, English otologist, 1815-1866.] Corneal corpuscle.* T's experiment, swallowing when the mouth and nose are closed causes rarefaction of air in the tympanum. T's law, in brain disease due to otitis media, the lateral sinus and cerebellum are involved in case of mastoiditis, the cerebrum in case of inflammation of the tympanic attic. T's ligament, tensor tympani muscle. T's o'toscope, see *otoscope*.

TP [*tuberculin precipitation*.] See *Calmette's tuberculin*.*

TR [Ger. *Tuberculin Rückstand*, residuum.] New tuberculin; the lower layer of sedimented powdered bacilli, the extract of which forms the new tuberculin of Koch; see under *Tuberculin*.

Tr. Abbreviation for *L. tinctura*, or tincture.

trab'al. Relating to the trabs cerebri, callosal.

trabec'ula, gen. and pl. *trabec'ulae* [L. dim. of *trabs*, a beam.] One of the supporting fibers traversing the substance of a structure, usually derived from the capsule or one of the fibrous septa. **trabec'ulae car'nae** [BNA], columnæ carnae, muscular bundles on the lining walls of the ventricles of the heart. **t. cer'e'bri**, trabs cerebri, corpus callosum. **t. cine'rea**, the middle commissure of the brain, massa* intermedia [BNA]. **t. cra'nii**, an embryonic structure at the base of the skull where the sphenoid bone is developed later. **trabec'ulae cor'porum cavernoso-rum**, fibrous bands and cords given off from the fibrous envelopes and septum of the corpora cavernosa penis. **trabec'ulae li'enis**, small fibrous bands given off from the capsule of the spleen and constituting the framework of that organ. **trabec'ulae testis**, septula testis [BNA].

trabec'ular. Relating to or containing trabeculae. **t. re'gion**, a part of the base of the skull in the embryo, see *trabecula* cranii*.

trabec'ularism. A state marked by the presence of trabeculae.

trabec'ulate. Trabecular, marked by the presence of trabeculae, cross-barred.

trabs, pl. *trabes* [L. a beam.] Corpus callosum, called also *t. cerebri*, *trabecula cerebri*.

trace [Fr.: L. *trahere*, to draw.] A mark; a slight, scarcely measurable quantity. **prim'itive t.**, germinal streak.*

tra'cer. An instrument used in dissecting out nerves and blood-vessels.

trachea (tra-ke'ah; more commonly tra'ke-ah) [G. *tracheia ar'teria*, rough artery.] Windpipe; the air-tube extending from the larynx, at the level of the disc between the 6th and 7th cervical vertebrae, to the giving off of the bronchi, at the level of the disc between the 4th and 5th thoracic vertebrae; this point is called the bifurcation of the trachea. The trachea is composed of from 16 to 20 cartilaginous rings, connected by a membrane, the annular ligament; posteriorly the rings are defective for $\frac{1}{3}$ to $\frac{1}{2}$ of their circumference, the interval, forming the membranous wall, being closed by a fibrous membrane containing unstripped muscular fibers. **scab'bard t.**, a deformity of the t. caused by flattening and ap-

proximation of the lateral walls, producing more or less pronounced stenosis.

trachea-ec'tasy [G. *ektasis*, extension.] Dilatation of the trachea.

tracheal (tra'ke-al). Relating to the trachea. **t. catarrh**, tracheitis. **t. forceps**, forceps with long slender curved blades and scissors handle, used for the extraction of foreign bodies from the trachea. **t. pain**, trachealgia. **t. tri'angle**, inferior carotid triangle.* **t. tugging**, a downward pull of the trachea, manifested by a depression of the pomum Adami, synchronous with the action of the heart, symptomatic of aneurysm of the aortic arch; the sign is elicited most easily by drawing the cricoid cartilage upward with the thumb and forefinger while the patient sits with head thrown back and mouth closed; Oliver-Cardarelli sign.

trachealgia (tra-ke-al'ji-ah) [G. *algos*, pain.] Pain in the trachea.

trachealis (tra-ke-a'lis). See under *musculus*.

tracheitis (tra-ke-i'('e')tis). Inflammation of the lining membrane of the trachea, tracheal catarrh.

trachelagra (trä-ke-lag'rah) [G. *trachēlos*, neck, + *agra*, a seizure.] A gouty or rheumatic affection of the muscles of the neck, producing torticollis.

trachelalls (trak-e-la'lis). Noting a muscle of the neck, *musculus* longissimus capitis* [BNA].

trachelectomopexy (trä-ke-lek'tom-o-pek-si) [G. *trachēlos*, neck, + *ektomē*, excision, + *pēxis*, fixation.] Partial excision, with fixation of the remaining portion of the cervix uteri.

trachelectomy (trä-ke-lek'tō-mi) [G. *trachēlos*, neck, + *ektomē*, excision.] Amputation of the cervix uteri.

trachelematoma (trä-ke-le-mā-to'mah) [G. *trachēlos*, neck, + *haima*(haimat-), blood, + *-ōma*.] A hematoma of the neck.

trachelian (trä-ke'le-an) [G. *trachēlos*, neck.] Cervical.

trachelism, **trachelismus** (trak'e-lizm, trä-ke-liz-mus) [G. *trachēlismos*.] A bending backward of the neck, such as sometimes ushers in an epileptic attack.

trachelitis (trä-ke-li'('le')tis) [G. *trachēlos*, neck, + *-itis*.] Inflammation of the mucous membrane, frequently involving also the deeper structures, of the neck of the womb; cervicitis.

tracheloacromialis (trä'ke-lo-ä-kro-mi-a'lis). An anomalous muscle, arising occasionally from the occipital bone and inserted into the acromion process; it occurs normally in some animals, being called the levator scapulae muscle.

trachelocele [trak'e-lo-sel] [G. *trachēlos*, neck, + *kēlē*, tumor, hernia.] Tracheocele, bronchocele.

tracheloclavicularis (trak'e-lo-klä-vik'u-la'ris). An anomalous muscle occasionally arising from the cervical vertebrae and inserted into the outer end of the clavicle.

trachelocyclosis (trak-e-lo-sil-lo'sis) [G. *trachēlos*, neck, + *kylōsis*, a bending.] Torticollis,* wryneck.

trachelocytosis (trak-e-lo-sur-to'sis) [G. *trachēlos*, neck, + *kyrōsis*, humpback.] Trachelokyphosis. **trachelocystitis** (trak-e-lo-sis-ti'('te')tis) [G. *trachēlos*, neck, + *kystis*, bladder, + *-itis*.] Inflammation of the neck of the bladder.

trachelodynia (trak-e-lo-din'i-ah) [G. *trachēlos*, neck, + *odynē*, pain.] Pain in the neck.

trachelokyphosis (trak-e-lo-ki-fo'sis) [G. *trachēlos*, neck, + *kyphōsis*, humpback.] Pott's disease, with its angular deformity, of the cervical spine. **trachelology** (trak-e-lol'o-ji) [G. *trachēlos*, neck, +

-logia.] The study of the neck and its injuries and diseases.

trachelomastoid (trak-e-lo-mas'toyd). Noting a muscle of the neck, *musculus* longissimus capitis* [BNA].

trachelomyitis (trak-e-lo-mi-i'('e)titis) [G. *trachēlos*, neck, + *mys*, muscle, + -itis.] Inflammation of the muscles of the neck.

trachelooccipitalis (trak-e-lo-ok-sip-i-ta'lis). Noting a muscle of the neck, complexus, *musculus* semispinalis capitis* [BNA].

trachelopanus (trak'e-lo-pa'nus) [G. *trachēlos*, neck, + *L. panus*, tumor, swelling.] 1. Swelling of the lymphatic vessels of the neck. 2. Lymphatic engorgement of the cervix uteri.

trachelopexia (trak-e-lo-pek'si-ah). An operation for fixation of the cervix uteri.

trachelopexy (trak'e-lo-pek-si). Trachelopexia.

tracheolophyma (trak-e-lo-fi'mah) [G. *trachēlos*, neck, + *phyma*, tumor.] A tumor or swelling of the neck.

tracheoplasty (trak'e-lo-plas-ti) [G. *trachēlos*, neck, + *plastos*, formed.] Surgical repair of lacerations or other defects of the cervix uteri.

trachelorrhaphy (trak-e-lor'ā-fi) [G. *trachēlos*, neck, + *raphē*, suture.] Repair by suture of a laceration of the cervix uteri.

trachelorrhæctes (trak-e-lō-rēk'tēz) [G. *trachēlos*, neck, + *rhēktis*, a breaker.] An instrument used in embryotomy to crush the cervical vertebrae.

tracheoschisis (trak-e-lo-s'ki-sis) [G. *trachēlos*, neck, + *schisis*, fissure.] A congenital opening in the neck, due to persistence of one or more of the branchial fissures.

tracheotomy (trā-ke-lot'ō-mi) [G. *trachēlos*, neck, + *tomē*, incision.] 1. Incision into the cervix uteri. 2. Trachelectomy.

tracheoacerocele (tra-ke-o-a'e-ro-sēl) [G. *tracheia*, windpipe, + *air*, air, + *hēlē*, hernia.] An air-cyst in the neck caused by distention of a tracheocele.

tracheobronchial (tra'ke-o-brong'ki-al). Relating to both trachea and bronchi.

tracheobronchitis (tra-ke-o-brong-ki'('ke')tis). Inflammation of the mucous membrane of both trachea and bronchi. Bronchitis with extension of the inflammation to the trachea.

tracheobronchoscopy (tra'ke-o-brong-kos'ko-pl) [G. *tracheia*, trachea, + *bronchos*, bronchus, + *skopē*, I view.] Inspection of the interior of the trachea and bronchi.

tracheocele (tra'ke-o-sēl) [G. *tracheia*, windpipe, + *hēlē*, hernia.] Aerocele, a protrusion of the mucous membrane through a defect in the wall of the trachea.

tracheochromatic erythroblasts (trā-ke-o-kro-mat'ik er'i-thro-blasts) [G. *trachys*, rough, + *chrōmatikos*, relating to color; *erythros*, red, + *blastos*, germ.] Normoblasts.

tracheoesophageal (tra'ke-o-esō-faj'e-al). Relating to the trachea and the esophagus, noting some sparse muscular fibers passing between the two structures.

tracheolaryngeal (tra-ke-o-lar-in'je-al). Relating to the trachea and the larynx.

tracheolaryngotomy (tra-ke-o-lar-in-got'ō-mi). Laryngotracheotomy, cricotomy, cricothyrotomy.

tracheopharyngeal (tra-ke-o-far-in'je-al). Relating to both trachea and pharynx, noting an occasional band of muscular fibers passing from the inferior constrictor of the pharynx to the trachea.

tracheophony (tra-ke-of'ō-ni) [G. *tracheia*, windpipe, + *phōnē*, voice.] Bronchophony, the

hollow voice sound heard in auscultating over the trachea.

tracheophyma (tra'ke-o-fi'mah) [G. *tracheia*, windpipe, + *phyma*, tumor.] Bronchocele, goiter.

tracheoplasty (tra'ke-o-plas-ti) [G. *tracheia*, windpipe, + *plastō*, I form.] Reparatve or plastic surgery of the trachea.

tracheopyosis (tra-ke-o-pi-o'sis) [G. *tracheia*, windpipe, + *pyon*, pus, + -ōsis.] Suppurative inflammation of the trachea.

tracheorrhagia (tra-ke-ō-ra'ji-ah) [G. *tracheia*, windpipe, + -*rhagia*.] Hemorrhage from the mucous membrane of the trachea.

tracheoschisis (tra-ke-os'ki-sis) [G. *tracheia*, windpipe, + *schisis*, fissure.] A fissure into the trachea.

tracheoscopic (tra-ke-o-skop'ik). Relating to tracheoscopy.

tracheoscopy (tra-ke-os'ko-pl) [G. *tracheia*, windpipe, + *skopē*, I examine.] Inspection of the interior of the trachea.

tracheostenosis (tra-ke-o-sten-o'sis) [G. *tracheia*, trachea, + *stenōsis*, constriction.] Narrowing of the lumen of the trachea.

tracheotome (tra'ke-o-tome). A knife used in the operation of tracheotomy.

tracheotomize (tra-ke-ot'ō-mis). To perform tracheotomy upon.

tracheotomy (tra-ke-ot'ō-mi) [G. *tracheia*, windpipe, + *tomē*, incision.] The operation of opening into the trachea. inferior t., performed below the isthmus of the thyroid gland. superior t., performed above the isthmus of the thyroid gland.

trachitis (tra-ki'('ke')tis). Tracheitis.

trachoma (trā-ko'mah) [G. *trachys*, rough, hard.] Contagious granular conjunctivitis, granulids; a chronic contagious inflammation, with hypertrophy, of the conjunctiva, marked by the formation of minute grayish or yellowish translucent granules of adenoid tissue. bawny t., condition in which there is a general lymphatic infiltration of the conjunctiva without granulation. diffuse t., a form in which the granulations are of large size, approaching bawny t. follicular t., granular t., the ordinary form of t. marked by the presence of granulations on the conjunctiva. papillary t., a form in which the granulations are acuminate and on t. body, Prowazek-Greef body, the supposed microbic cause of trachoma. t. deferens, t. pudendum with cicatricial contraction of the altered mucous membrane. t. of the vocal bands, singers' nodes or nodules, vocal nodules, chondritis nodosa or tubercula; pudendo'rum, t. vulvae, kraurosis vulvae.

trachomatous (trā-ko'mā-tus). Relating to or suffering from trachoma.

trachychromatic (trak-i-kro-mat'ik) [G. *trachys*, rough.] Noting a nucleus with very deeply staining chromatin.

trachyphonia (trā-ki-fo'ni-ah) [G. *trachys*, rough, + *phōnē*, voice.] Roughness of voice.

tract [L. *tractus*.] An area of greater length than breadth, a path, a track, a way; see *tramus* and *fasciculus*. alimentary t., digestive t. ascending t., a fasciculus of afferent white fibers in the spinal cord, the course of progressive degeneration in which proceeds from below upward. association t., a bundle of nerve-fibers connecting neighboring or distant parts of the same hemisphere of the brain. Burdach's t., *truncocuneatus* [BNA]. cerebellospinal t., vestibulospinal t., Marchi's t., Loewenthal's t. comma t., a bundle of descending fibers from the dorsal

root cells of the spinal cord on the inner border of the dorsolateral fasciculus. **crossed pyramidal t.**, fasciculus cerebrospinalis lateralis [BNA]. **digestive t.**, the passage leading from the mouth to the anus through the pharynx, esophagus, stomach, and intestine. **descending t.**, motor t., vestibulospinal t., a bundle of efferent fibers in the spinal cord. **direct pyramidal t.**, fasciculus cerebrospinalis anterior [BNA]. **Flechsig's direct cerebellar t.**, fasciculus cerebellospinalis [BNA]. **Goll's t.**, fasciculus gracilis [BNA]. **Gowers' t.**, fasciculus anterolateralis superficialis [BNA]. **habenular t.**, a bundle of white fibers passing from the habenula to the red nucleus. **Helweg's t.**, olivospinal t. **intermediolateral t.**, fasciculus intermedius, the rubrospinal, cerebellospinal, lateral vestibulospinal, and olivospinal tracts of the spinal cord. **Lissauer's t.**, Spitzka's* marginal bundle. **Loewenthal's t.**, vestibulospinal t. **Marchi's t.**, vestibulospinal t. **Mona'kow's t.**, rubrospinal t. **motor t.**, descending t., vestibulospinal t. **olfactory t.**, tractus* olfactorius. **olivospinal t.**, a crossed t. arising in the olivary body and terminating in relation with the motor cells of the anterior horn. **optic t.**, tractus* opticus. **prepyramidal t.**, rubrospinal t. **respiratory t.**, the air passages from the nose to the pulmonary alveoli, through the pharynx, larynx, trachea, and bronchi. **rubrospinal t.**, a bundle of fibers running from the red nucleus, through the lateral column of the spinal cord as far as the sacral portion, ending in the anterior horns. **sensory t.**, ascending t., a bundle of afferent fibers in the spinal cord. **spino-olivary t.**, Helweg's bundle, a triangular tract in the anterior portion of the anterolateral column of the spinal cord. **Spitzka's t.**, see *Spitzka*. **sulcomarginal t.**, tectospinal t. **Sylvian t.**, the area of the cerebrum in the neighborhood of the fissure of Sylvius. **tectospinal t.**, tractus tectospinalis. **temporofrontal t.**, tractus temporofrontalis. **temporocentral t.**, tractus temporocentralis. **temporocerebellar t.**, tractus temporocerebellaris. **temporopontile t.**, Tuerck's bundle, tractus* temporopontilis. **urinary t.**, the passage from the pelvis of the kidney to the meatus urinarius, through the ureters, bladder, and urethra. **uveal t.**, the iris, ciliary body, and choroid coat of the eye. **vestibulospinal t.**, a bundle of motor fibers running from Deiters' nucleus through the lateral column of the spinal cord, anterior to the rubrospinal t., ending in the anterior horns of the lumbar cord.

tractellum, pl. *tractella* [L. dim. of *tractus*.] An anterior locomotor flagellum of a protozoan.

traction (trak'shun) [L. *tractus*; *trahere*, to draw.] Drawing, pulling; attraction; contraction. t. **aneurysm**, an aneurysm of the aorta caused by the pull of the ductus arteriosus, or duct of Botall. t. **diverticulum**, a diverticulum of the esophagus caused by the pull of contracting adhesions.

tractor [L. a drawer; *trahere*, to draw.] An instrument for making traction. **metallic t.**, see under *Perkins*.

traction. The system of treatment by metallic tractors; see *Perkins*.

tractus, gen. and pl. *tractus* [L. a region or territory, from *trahere*, to draw.] A tract; for the various tracts see below, and also *tract* and *fasciculus*. t. **iliotibial**, iliotibial band, Maissiat's band, a fibrous reinforcement of the fascia lata on the outer surface of the thigh, extending from the crest of the ilium to the external tuberosity of the tibia. t. **olfactorius** [BNA], olfactory tract,

a narrow whitish band lying in the olfactory sulcus on the under surface of the frontal lobe of the brain, terminating anteriorly in the olfactory bulb and posteriorly in the olfactory trigone. t. **opticus** [BNA], optic tract, a flattened white band extending forward on either side from the geniculate bodies and pulvinar of the thalamus to the optic chiasm. t. **quintofrontalis**, the ventral path of trigeminal fibers passing from the sensory trigeminal nucleus to the area parolfactoria. t. **solitarius** [BNA], solitary tract, respiratory bundle, a small isolated tract, anterior and external to the nucleus of the ala cinerea, composed of the afferent fibers of the vagus and glossopharyngeal nerves. t. **spiralis foraminulosus**, macula* cribrosa quarta. t. **spinalis nervi trigemini** [BNA], spinal tract of the trigeminal nerve, ascending root of the trigeminal nerve, a bundle of fibers of the 5th nerve running down from the sensory nucleus on the outer side of the gray column formed by the substantia gelatinosa Rolandi, into which the fibers gradually enter. t. **tectospinalis**, sulcomarginal tract, a thin bundle of white fibers arising in the quadrigeminal bodies on one side, decussating, and passing down through the oblongata into the spinal cord, the exact distribution of the fibers not being known. t. **temporocentralis**, an association tract of white fibers passing between the temporal lobe of the brain and the cerebral convolutions. t. **temporocerebellaris**, an association tract of white fibers passing from the cortex of the temporal lobe backward toward the cerebellum. t. **temporofrontalis**, an association tract of white fibers passing from the cortex of the temporal to that of the frontal lobe of the brain. t. **temporopontilis**, Tuerck's bundle, a collection of white fibers running from the cortex of the temporal lobe to the cells of the nuclei pontis through the outer fifth of the crura. t. **thalamocorticalis**, thalamocortical tract, thalamic radiation, pedunculus* thalami.

tragacanth, **tragacantha** [G. *tragos*, goat, + *akanthos*, thorn.] (U.S., Br.) A gummy exudation from *Astragalus gummifer* and other species of the subgenus *Tragacantha*, shrubs of the eastern end of the Mediterranean. It occurs as bands or strings of a tough gummy substance, forming a jelly-like mucilage with 50 parts of water. It is employed in pharmacy and occasionally as a demulcent.

tragal. Relating to the tragus.

tragalism [G. *tragos*, a goat.] Sensuality.

tragi [pl. of *tragus*.] [BNA] The hairs growing at the entrance to the external auditory meatus.

Tragia [after the Latinized name of Hieronymus Bock [L. *Tragus*], German botanist, 1498-1554.] A genus of tropical and subtropical plants of the order *Euphorbiaceae*; some of the species have been employed in domestic medicine as diaphoretics.

tragicus. See under *musculus*.

tragomachalia (trä-go-mas-kal'ah) [G. *tragos*, goat, + *machala*, the axilla.] Bromidrosis of the axillae.

tragophonia, **tragophony** [G. *tragos*, goat, + *phōnē*, voice.] A sort of bleating vocal resonance heard at the level of the fluid in hydrothorax; egophony.

tragopodia [G. *tragos*, goat, + *pous* (pod-), foot.] Knock-knee.

tragus [G. *tragos*, goat, in allusion to the hairs growing on the part, like a goat's.] 1. A tongue-like projection of the cartilage of the auricle in front of the opening of the external auditory

meatus and continuous with the cartilage of this canal. 2. [BNA] One of the hairs growing at the entrance to the external auditory meatus.

train [Fr. *trainer*; L. *trahere*, to draw.] 1. To fit by education and practice for some definite purpose. 2. To increase the virulence of bacteria by successive inoculations in animals.

trained nurse. A sick-nurse who has received scientific and practical instruction in a training school to fit her, or him, for the care of the sick.

training (trān'ing). 1. A system of diet and exercise designed to increase muscular strength and endurance in order to fit one for an athletic contest. 2. A system of practical education designed to fit one for a special calling or profession. 3. *school*, a school for nurses, attached to a hospital, where didactic and practical instruction is given in the care of the sick.

trait (trât or tra) [Fr.; L. *tractus*, a drawing.] A distinguishing characteristic.

trajector [L. *trajectus*; *trajicere*, to throw over or across.] An instrument for locating the course of a bullet in a wound.

trama [L. woof.] The hyphal tissue within the lamellæ of a mushroom.

trance [L. *transire*, to pass over.] 1. Hypnotism. 2. Catalepsy. 3. Ecstasy. **death t.**, a condition of profound insensibility simulating death. **induced t.**, hypnotic or somnambulistic t. **somnambulistic t.**, a state of somnambulism, paralysis, anesthesia, or catalepsy induced by suggestion in major hypnotism.

trance-co'ma. The deep sleep following major hypnotism.

trans- [L. *trans*, across, beyond, through.] A prefix denoting through, beyond, across.

transanimation (tranz-an-i-ma'shun) [L. *trans*, across, through, + *anima*, breath, life.] Resuscitation of a stillborn infant.

transaudient [L. *trans*, through, + *audire*, to hear.] Permeable to sound waves.

transcalent [L. *trans*, through, + *calere*, to be warm.] Permeable to radiant heat rays, diathermanous.

transcondylar. Across or through the condyles, noting the line of bone incision in Carden's* amputation.

transcortical. 1. Across or through the cortex of the brain, ovary, kidney, or other organ. 2. From one part of the cerebral cortex to another, noting the various association tracts.

transection [L. *trans*, across, + *sectio*; *secare*, to cut.] A cross-section.

transfer, transfer'ence [L. *trans*, across, + *ferre*, to carry.] 1. The shifting of symptoms from one side of the body to the other, as seen in certain forms of hysteria. 2. The displacement of the affect from one person or one idea to another.

transfix [L. *trans*, through, + *fixus*; *figere*, to fasten.] To pierce with a sharp instrument.

transfixion. A maneuver in a method of amputation in which the knife is passed from side to side through the soft parts, close to the bone, and the muscles are then divided from within outward.

transforate [L. *trans*, through, + *forare*, to pierce.] To perforate; specifically to bore through the base of the fetal skull as the first step in craniotomy.

transformation. Perforation of the base of the fetal skull in craniotomy.

transforator. An instrument for use in transformation.

transformation [L. *trans*, across, + *formare*, to shape.] 1. Metamorphosis, change of form and

shape. 2. A change of one tissue into another, as cartilage into bone. 3. Degeneration.

transfuse'. To perform transfusion.

transfusion (tranz-fu'zhun) [L. *trans*, across, + *fusus*; *fundere*, to pour.] 1. The transfer of blood from one person to another. 2. The injection of a vein of physiological saline solution or, formerly, of other fluids such as milk. **arterial t.**, the passage of blood into an artery of the receptor or into an artery of the donor. **direct t.**, **immediate t.**, the transfer of blood from a vessel of one person (the *donor*) to one of another person (the *receptor*) either through a tube connecting the two vessels, or by suturing the vessels together. **indirect t.**, **direct t.**, **indirect t.**, mediate t., the donor is bled into a warmed vessel, the blood is used, and is then injected into a vein of the receptor. **mediate t.**, **indirect t.**, **peritoneal t.**, the injection of saline solution or other fluid into the peritoneal cavity whence it is absorbed into the circulation. **reciprocal t.**, an attempt to confer immunity by transfusing blood taken from a donor just recovered from an infectious disease into a receptor suffering from the same affection, the balance being maintained by transfusing an equal amount from the sick to the person. **subcutaneous t.**, the infusion of saline solution or other fluid beneath the skin when it is taken into the circulation. **venous t.**, **direct t.**, from a vein of the donor into a vein of the receptor.

transilliac. Extending from one ilium or iliac crest or spine to the other.

transillient [L. *trans*, across, + *salire*, to jump.] Jumping across, passing over, noting the cortical association fibers in the brain which pass from one convolution to another non-adjacent one.

transillumina'tion [L. *trans*, through, + *illuminare*, to light up.] Causing a light to shine through. normally translucent part, the presence of fluid or of a degenerative lesion being indicated by varying degrees of opacity.

transinsular [L. *trans*, across, + *insula*, island.] Across the insula or island of Reil.

transischial (tranz-is'ki-ak). Extending from ischium to the other.

transisthmian. Across any isthmus; specifically across the isthmus of the gyrus fornicatus, along the gyrus transversus.

transition (tranz-ish'un) [L. *transitio*; *transire*, to pass over.] Change, passage from one condition or one part to another. **t. douche**, a douche of alternately hot and cold water. **t. tumor**, a benign tumor which upon recurrence after removal begins to assume malignant characteristics.

transitional (tranz-ish'un-al). Relating to or marked by a transition, transitory. **t. convulsion**, gyrus transversus. **t. epithelium**, epithelium composed of layers of cells of different thickness, each layer being renewed, as the surface layer is scraped away, by the transformation of the cells in the layer below. **t. zone**, the region of the crystalline lens where the anterior epithelial-capsule-cells become transformed into the fibers composing the lens substance.

translation [L. *translatum*; *transfere*, to carry across.] Metastasis; transference.

translucent [L. *trans*, through, + *lucere*, to shine.] Permitting the passage of light, but not transparent.

transmigration [L. *trans*, through, + *migrare*, to remove elsewhere.] The passage of blood from

through the walls of the vessels; diapedesis. **ovular t.**, the passage of an ovum from one ovary into the Fallopian tube of the other side; it is *external*, or *direct*, when it passes across the pelvic cavity, *internal*, or *indirect*, when it crosses the uterine cavity and so enters the tube of the opposite side.

transmission (trans-mish'un) [L. *trans*, across, + *missio*; *mittere*, to send.] 1. Transfer. 2. The conveyance of an infectious disease from one person to another. 3. Heredity. **duplex t.**, the passage of impulses in both directions through a nerve-trunk.

transmuta'tion [L. *trans*, over, + *mutare*, to change.] A change, transformation.

transnor'mal [L. *trans*, beyond.] More than normal, supernormal.

transoc'ular [L. *trans*, across, + *oculus*, eye.] Across the eye.

transpar'ent [L. *trans*, through, + *parere*, to appear.] Noting a substance so permeable to light rays that objects may be seen through it.

transperitoneal (tranz-per-i-ton-e'al). Through the peritoneum, noting, for example, a nephrotomy performed by abdominal section.

transpina'lis. Any one of the muscular bands passing from one transverse process to another of the vertebræ.

transpi'rabile. That can transpire or be transpired.

transpira'tion. The passage of watery vapor through the skin or any membrane; perspiration, especially insensible perspiration. **pul'monary t.**, the passage of watery vapor from the blood into the air in the pulmonary alveoli.

transpire' [L. *trans*, through, + *spirare*, to breathe.] To exhale vapor from the skin or respiratory mucous membrane.

transplan'tar. Across the sole of the foot, noting certain muscular fibers or ligamentous structures.

transplant' [L. *trans*, across, + *plantare*, to plant.] To transfer from one part to another, as in plastic operations or grafting.

transplanta'tion. Grafting, implanting in one part a tissue or organ taken from another part or from another person.

transpleu'ral. Through the pleura or across the pleural cavity; on the other side of the pleura.

transport' [L. *trans*, across, + *portare*, to carry.] To transfer, to transplant.

trans'port. Ecstasy.

transpose' [L. *trans*, across, + *ponere*, to place.] To transfer one tissue or organ to the place of another and *vice versa*.

transposition (tranz-po-zish'un). 1. Removal from one place to another, transference, metathesis. 2. The state of being transposed or of being on the wrong side of the body; as in *t. of the viscera*, in which the viscera are on the side of the body opposite to that on which they are normally found, the liver being on the left, the heart on the right, etc.

transsec'tion. Transection.

transsegmen'tal. Across any segment.

transsep'tal. Across or through a septum; on the other side of a septum.

transtem'poral. Passing across the temporal lobe of the brain, noting an anomalous fissure.

transtham'ic. Passing across the thalamus.

transther'mia [L. *trans*, through, + G. *thermē*, heat.] Diathermia.

transthoracic (tranz-tho-ras'ik). Passing through the thoracic cavity, transpleural.

transubstantia'tion [L. *trans*, over, + *substantia*, substance.] The substitution of one tissue for

another, as in the experimental patching of an artery with peritoneal membrane.

trans'udate [L. *trans*, through, + *sudare*, to sweat.] An exudate.

transuda'tion. The passage of a fluid through a membrane; diapedesis. It differs from osmosis in that the fluid passes with nearly all the salts and other substances held in solution or suspension, and from exudation in that *all* the solids do not pass to the same extent.

transude'. To pass through a membrane; see *transudation*.

transvaginal (tranz-vaj'in-al). Across or through the vagina.

transversa'lis [L.] Transverse; see under *musculus* and *fascia*.

transverse (tranz-vurs') [L. *transversus*.] Crosswise, lying across the long axis of the body or of a part. **t. fora'men**, foramen transversarium [BNA].

transversec'tomy [G. *ektomē*, excision.] Exsection of the transverse process of a vertebra.

transver'soana'lis. Musculus transversus perinei.

transversococ'tal. Costotransverse.

transversoepina'lis. The semispinalis capitis, semispinalis cervicis, and semispinalis dorsi muscles regarded as one.

transversourethralis (trans-ver-so-u-re-thra'lis)

The transverse fibers of the musculus sphincter urethræ membranaceæ, arising from the arch of the pubes.

transver'sover'tical index. Vertical index.*

transver'sus [L. transverse.] See under *musculus*.

transvestite (trans-vest'it) [L. *trans*, across, over, + *vestitus*, clothed.] A person who delights in masquerading in the clothing of the opposite sex.

trap [A.S. *trappe*, a snare.] In plumbing, a pipe with double curve in which water remains at a desired level, sealing the pipe and preventing the passage of gases.

trape'zoid. Relating to any trapezium. **t. nidus**, nucleus olivaris superior.

trapez'iform [L. *forma*, form.] Resembling a trapezium, trapezoid.

trape'ziometacar'pal. Relating to the trapezium (os multangulum majus [BNA]) and the metacarpus.

trape'zium [G. *trapezion*, a table or counter.] 1. A four-sided geometrical figure having no two sides parallel. 2. Os multangulum majus [BNA]. 3. A transverse band of fibers passing across the lower extremity of the pons Varolii, between the median raphe and the accessory auditory nucleus.

trape'zius. Cucullaris, cowl-muscle, shawl-muscle, musculus* trapezius.

trape'zoid [G. *trapezion*, a table or counter, + *eidos*, appearance.] 1. Trapeziform, resembling a trapezium. 2. A geometrical figure resembling a trapezium except that two of its opposite sides are parallel. 3. Os multangulum minus [BNA].

t. body, (1) arbor vitæ of the cerebellum; (2) trapezium (3). **t. lig'ament**, ligamentum trapezoideum. **t. line**, a rough line on the clavicle giving attachment to the t. ligament.

Trapp-Hae'ser for'mula [Hermann Trapp, German physician, 19th century; see *Haeser*.] A formula for an approximate estimation of the solids of the urine from the specific gravity; one multiplies the last two digits of the sp. gr. by 2.33 which gives the amount of solids in 1000 parts of urine; if the sp. gr. is 1.015, for example, $15 \times 2.33 = 34.95$ grams in 1000 c.c. of urine.

trash. Trade name for the wrapping of poppy leaves in which Bengal opium is packed.

Traube's bruit (trow'beh) [Ludwig Traube, Ger-

man physician, 1818-1876.] *Bruit de galop*, cantering rhythm.* *T.'s cor'puscles*, phantom corpuscles. *T.'s double tone*, a double sound (diastolic and systolic) heard on auscultation over the femoral or other large artery in aortic insufficiency. *T.'s dyspnea*, inspiratory dyspnea with maximum expansion of the chest and a slow respiratory rhythm. *T.'s plugs*, Dittich's* plugs. *T.'s pressure curves*, Traube-Hering curves. *T.'s space*, a semilunar space about $3\frac{1}{2}$ inches wide, bounded internally by the left border of the sternum, above by an oblique line from the sixth costal cartilage to the lower border of the eighth or ninth rib, and below by the costal margin; the percussion note here is normally tympanitic, because of the underlying stomach, but is modified by pulmonary emphysema or a pleural effusion.

Traube-Hering curves (traw'beh-ha'ring) [Ludwig Traube; Ewald Hering.] Rhythmical variations in blood-pressure, running parallel with the respiratory movements, caused by rise and fall of irritability of the respiratory center.

trauma, pl. *trau'mata* (traw'mah) [G.] A wound or injury; traumatism. *psychic t.*, an experience of a painful emotional character.

traumatic (traw-mat'ik). 1. Relating to or caused by a wound or injury. 2. Causing the healing of wounds, vulnerary. 3. A remedy which promotes healing, a vulnerary. *t. balsam*, balsamum traumaticum. *t. fever*, an elevation of temperature following the receipt of an injury, without signs of infection. *t. neurasthenia*, see *neurasthenia*.

traumat'icin. Trade name of a solution of gutta percha in chloroform; when applied to a surface the chloroform evaporates, leaving a film of gutta percha.

traumatism (traw'mā-tizm). 1. An injury. 2. A wound produced by an injury, trauma.

traumatize (traw'mat-ize) [G. *traumatizo*, to wound.] To injure or wound.

trau'matol. Trade name of an antiseptic compound of iodine and cresol; employed as a substitute for iodoform.

traumatol'ogy [G. *trauma*, a wound, + *-logia*.] The branch of surgery dealing with wounds; accident surgery.

traumatopne'a, traumatopno'e'a [G. *trauma* (traumat-), wound, + *pnois*, breath.] The passage of air in and out through a wound of the chest wall.

traumatop'ya [G. *trauma* (traumat-), wound, + *pyr*, fever.] Traumatic* fever.

traumatosep'sis. Infection of a wound; septicemia following a wound.

traumatosis. Traumatism.

travel-sickness. Carsickness.

treacle (tre'kl) [L. *theriaca*; G. *thiariakē*.] 1. Theriaca. 2. Molasses. *Venice t.*, theriaca andromachi.

tread (tred) [A.S. *tredan*, to tread.] 1. A wound of the coronet of a horse's hoof caused by striking with the shoe of the opposite foot of either the same or the other pair of legs. 2. The cicatricula of an egg.

treat (trēt) [Fr. *trailer*; L. *tractare*, to handle.] To attack a disease by medicinal, surgical, dietary, or other measures; to care for a patient medically or surgically.

treat'ment. Therapeutics, therapy; the medical or surgical care of a patient; the institution of measures or the giving of remedies designed to cure a disease. *active t.*, energetic t. directly applied to the disease. *causal t.*, t. directed to

the removal of the continuously active cause of a disease. *conservative t.*, abstention from the giving of remedies or from operative procedures until clear indications present themselves, treatment of an injured part by means directed to the preservation of the part and the prevention of surgical mutilation. *curative t.*, active t., aiming at a cure of existing disease; distinguished from palliative and prophylactic t. *drug t.*, medicinal t. *empirical t.*, the employment of remedies or measures which experience has shown to be of benefit in the disease in question, but the success of which no scientific explanation can be given. *expectant t.*, management of disease by treatment of the symptoms as they arise, distinguished from treatment directed to the specific cause. *hygienic t.*, t. by fresh air, cleanliness, and other non-medicinal measures. *medical t.*, t. of internal or other diseases. *hygienic and medicinal remedies*, as distinguished from surgical t. *medicinal t.*, drug t., the employment of drugs in the attack on disease. *moral t.*, psychotherapy. *palliative t.*, t. directed toward an alleviation of the symptoms without expectation of a cure of the disease. *preventive t.*, prophylactic t., the institution of measures designed to protect a person from an attack of a disease to which he has been, or is liable to be exposed. *rational t.*, t. based upon a knowledge of the nature of the disease and of the action of the remedies employed to combat it; distinguished from empirical t. *specific t.*, t. directed to the removal of the intrinsic cause of a disease. *supporting t.*, t. directed toward maintaining the strength of the patient until the disease, as limited in character, shall have spent its force. *surgical t.*, treatment by any manual or cutting operation. *symptomatic t.*, expectant t. *terrain t.*, see *terrain*-cure*.

based on experience, empiricism. *diabonist, quack, charlatanism*. *expectant, physiotherapy, prevention, prophylaxis, immunotherapy, vaccination, wrong malpractice, malpraxis*. by means of air, *aerotherapy, aërotherapeutic, pneumotherapy, pneumotherapy, animal extracts, therapy, organotherapy, antitoxic and other sera, serotherapy, orthotherapy, arsenic, arsenotherapy, bacteria, bacteriotherapy, opoconotherapy, balneo, balneo-therapy, thalassotherapy (sea-baths), bath method (in fevers), blood, hematotherapy, hemotherapy, chemicals, chemotherapy, climatic, climatotherapy, cold, cryotherapy, psychomotor, colored light, chromotherapy, crude drugs, galenotherapy, diet, dietetics, dietotherapy, diene-therapy, isotherapy, isopathy, drugs, medication, pharmacotherapy, electricity, electrotherapy, galvanotherapy, galvanization, faradization, franklinization, dancinization, fasting, limotherapy, nestiatry, nestotherapy, hunger-cure, pinotherapy, flagellation, martingotherapy, forest, dasetherapy, friction, anatrips, gymnobotryotherapy, grape-cure, heat, thermotherapy, climbing, terrain-cure, hypnosis, hypnotherapy, stimulating nature, hippocratism, physiotherapy, increasing doses, anatherapeusis, inducing anæsthesia, allopathy, heteropathy, inhalation, anæsthesia, anæsthesiopathy, atmiatrics, atmiopathy, anæsthesia, alephotherapy, algotherapy, light, phototherapy, Finseu-light therapy, heliotherapy, manipulation, teopathy, massage, masotherapy, surgery, drangyrosis, mercurialization, milk, galactotherapy; orthotherapy (whey), mountain climatic therapy, movement, kinesitherapy, gymnastics, kinesiatrics, kinesipathy, mud-baths, diatropa, ergotherapy, peliotherapy, pelopathy, linæo-cure, multiple small doses, dosimetria, dosimetria, musicotherapy; rhythmo-therapy, cosmic thalassotherapy, opposites, enantiotherapy, antipathy, rays, radiotherapy, actino-therapy, x-ray therapy (x-rays), phototherapy (light), phacotherapy (sun's rays concentrated by a lens), revulsion, antilepsia, counterirritation, psammotherapy, sea-baths, thalassotherapy, homeopathy, single dose, therapia magna, suggestion, hypnotherapy, psychotherapy, sunlight, heliotherapy, sweating, sudation, bath-*

therapy, hydrosudotherapy. *sapor*, atmothorapy, atmatics. vibrations, vibratory massage, rhythmo-therapy. water, hydrotherapy, hydriatics; hydropathy, Kneipp cure (unscientific). *whay*, orrthotherapy, orotherapy, whey-cure.

of children, *pediatrics*. *deformities*, orthopedics. *ortho-* *pedia*, orthopraxis. *dental diseases*, odontotherapy. *diseases of women*, gynaics. *dislocations*, diaplasis. *ear diseases*, ototherapy. *eye diseases*, ophthalmotherapy. *fevers*, pyretotherapy. *fractures*, agmatotherapy. *heart diseases*, cardiotherapy. *intestinal disorders*, enterotherapy. *kidney diseases*, nephrotherapy. *liver troubles*, hepatotherapy. *lung diseases*, pneumonotherapy. *mental disorders*, psychiatrics. *psychotherapy*. *nasal diseases*, rhinotherapy. *nervous diseases*, neurotherapy, neurotherapeutics. *old age*, geriatrics. *skin diseases*, dermatotherapy. *stomach diseases*, gastrotherapy. *syphilis*, syphilotherapy. *tuberculosis*, phthisiotherapy, tuberculothorapy.

tre'foil. Clover. *t. tendon*, cordiform tendon, centrum tendineum diaphragmatis [BNA].

trefu'sia. Trade name of a preparation of albuminate of iron made from blood.

trehala (tre-hah'lah). A saccharine substance resembling manna, excreted by an insect, *Larinus maculatus*, of Turkey in Asia and Persia.

trehalose (tre'hah-lös). A sugar, $C_{12}H_{22}O_{11}$, contained in trehala.

Treitz's arch [Wenzel Treitz, Austrian physician, 1819-1871.] A vascular arch formed by the left superior colic artery and the inferior mesenteric vein, between the left border of the ascending portion of the duodenum and the inner border of the left kidney. *T.'s fossa*, recessus duodenojejunalis, a depression in the peritoneum to the left of the duodenojejunal flexure. *T.'s hernia*, retroperitoneal hernia. *T.'s muscle*, musculus suspensorius duodeni.

Trélat's sign (tra-lä') [Ulysse Trélat, Parisian surgeon, 1828-1890.] The presence of disseminated yellowish spots in the neighborhood of tuberculous ulcers of the mouth; they are minute tubercles or miliary abscesses. *T.'s speculum*, a bivalve rectal speculum. *T.'s stools*, glairy stools streaked with blood in proctitis.

tre'ma [G. a hole.] 1. Foramen. 2. The vulva.

Tremato'da, Tremato'des [G. *trématōdēs*, full of holes.] An order of *Platyhelmintha*, containing a large number of parasitic worms, the trematoids or flukes.

trem'atode, trem'atoid. 1. A parasitic worm of the order *Trematoda*, a fluke. 2. Relating to a fluke, or trematoid worm. See *Distoma*, *Fasciola*, and *fluke*.

trembles (trem'blz) [L. *tremulus*; *tremere*, to tremble.] 1. Milk sickness in cattle; slows; alkali poisoning. 2. Paralysis agitans.

trem'bling [L. *tremulus*; *tremere*, to tremble.] 1. Shaking, quaking. 2. A tremor. *t. palsy*, paraisis agitans.

trem'eloid, trem'ellose. Jelly-like.

tre'mens [L. *tremere*, to tremble.] 1. Trembling, quaking. 2. Delirium* tremens.

trem'ogram. The graphic representation of a tremor taken by means of the tremograph or kymograph.

trem'ograph [L. *tremor* + G. *graphō*, I record.] An apparatus for making a graphic record of a tremor.

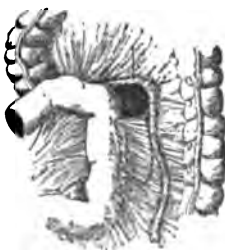
tremopho'bia [G. *tremō*, I tremble, + *phobos*, fear.] An abnormal fear of trembling.

trem'or [L. a shaking.] Trembling, shaking; a disorder of the muscular tonus or loss of equilibrium, the normal inappreciable tonic contractions being exaggerated. *arsen'ical t.*, one due to chronic poisoning by arsenic. *coarse t.*, one in which the vibrations number not more than six or seven per second. *contin'uous t.*, persistent *t. fibrillary t.*, myokymia, a twitching of the fine strands or fasciculi of a muscle. *fine t.*, one in which there are ten or twelve vibrations per second. *inten'tion t.*, a *t.* which occurs when a voluntary movement is made. *mercu'rial t.*, one due to chronic poisoning by mercury. *metall'ic t.*, one due to poisoning by lead, zinc, or other metal. *passive t.*, one which occurs when the subject is at rest, and diminishes or ceases during voluntary movement. *peris'tent t.*, a *t.* which is constant, whether the subject is at rest or moving. *purring t.*, purring* fremitus. *sat'urnine t.*, a *t.* due to chronic lead poisoning. *senile t.*, a *t.*, usually an intention *t.*, but some times a persistent *t.*, occurring in the aged. *t. artuum*, trembling of the extremities, especially of the hands. *t. cordis*, palpitation of the heart. *t. oplophago'rum*, a *t.* occurring in opium addicts. *t. potato'rum*, a *t.* occurring in the subjects of chronic alcoholism. *t. ten'dinum*, subsultus tendinum. *voll'itional t.*, one which can be arrested by a strong effort of the will.

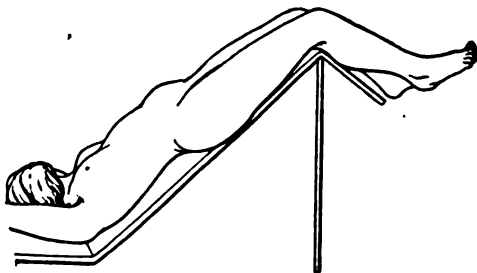
trem'ulor. An instrument for giving vibratory massage.

trem'ulous. Trembling, shaking.

Tren'delenburg's cann'ula [Friedrich Trendelenburg, German surgeon, *1844.] A cannula covered with a dilatable rubber bag which occludes the trachea, applied after tracheotomy to prevent the entrance of blood during operations on the mouth or larynx. *T.'s operation*, (1) ligation of the saphena magna for the cure of varicose veins; (2) excision of varicose veins. *T.'s position*, a supine position on the operating table or the bed, inclined at an angle of 45°, so that the pelvis is higher than the head; assumed during and after operations in the pelvis. *T.'s symp'tom*, a waddling gait in paresis of the gluteal muscles, as in progressive muscular dystrophy. *T.'s tampon*, *T.'s cannula*



TREITZ'S FOSSA.
(Landouzy and Joly.)



TRENDELENBURG'S POSITION.

Trentham Spring, Georgia. Alkaline-saline waters. Used by drinking in scrofula and syphilis.

trepan' [G. *trypanon*, a borer.] 1. A trephine, specifically one patterned after a carpenter's bit. 2. To trephine.

trepana'tion. Trephining, the removal of a disc of bone from the skull. *t. of the cor'nea*, the removal of a circular bit from the cornea in the treatment of anterior corneal staphyloma.

trep'anize. To trepan.

trepann'er. One who trepans, or trephines

trep'hina'tion. Trepanation

trep'hine (tre-fin') [Fr.]

1. A modified and improved trepan, a cylindrical or crown saw used for the removal of a disc of bone, especially from the skull, or of other firm tissue as that of the cornea. 2. To remove a disc of bone or other tissue by means of a trephine.

trep'hinment (tre-fin'-ment).

Trephination, trepanation.

trep'hin'er. One who trephines.

trep'idant [L. *trepidans*; *trepidare*, to tremble, to be agitated.] Trembling, marked by tremor. **t. abas'ia**, paroxysmal abasia.*

trep'idan'tio [L.] Trepidation. **t. cordis**, palpitation. **trep'idan'tion.** 1. Trembling, tremor. 2. Anxious fear.

Trepone'ma [G. *trepō*, I turn, + *nēma*, thread.] A genus of *Mastigophora*, or flagellated protozoans, the members of which have a long slender body with numerous corkscrew-like coils, and a flagellum at each extremity. **T. callig'erum**, a species found in condyloma. **T. pal'lidum** [L. pale], *Spirochæta pallida*, the pathogenic parasite of syphilis. **T. pertenu'ue** [L. very slender], *Spirochæta pertenuis*, the supposed pathogenic parasite of yaws.

trepone'micidal (trep-o-nem-i-si'dal) [*trepone'ma* + L. *cadere*, to kill.] Destructive to any species of *Trepone'ma*, therefore antisyphilitic.

trepe (trep'eh) [Ger.] Staircase.

Tresil'ian's sign [Frederick James Tresilian, British physician, contemporary.] A reddish prominence at the orifice of Stenson's duct, noted in mumps.

tré'sis [G. *trēsis*, a boring.] Perforation.

Treves' fold [Sir Frederick Treves, English surgeon, *1853.] A peritoneal fold attached to the left border of the cecum, above to the ileum, below to the appendix or mesoappendix.

tri- [L. and G.] A prefix denoting three.

triacetate (tri-as'e-tāt). An acetate containing three acetic-acid molecules.

triacotin (tri-as'ē-tin). An oily liquid, $C_8H_8(C_2H_5O_2)_2$, derived from various oils.

triacid (tri-as'id) [L. *tri-*, three, + *acidus*, acid.] Noting a base having three replaceable hydroxyl groups.

tri'acol. Trade name of a preparation of ethylmorphine-guaiacol, with alkalies, recommended in tuberculosis.


tri'ad [G. *trias*, the number 3.] 1. A collection of three things having something in common. 2. In chemistry, a trivalent element. **Grancher's t.**, **Hutchinson's t.**, see the proper names.

triakadekaphobia (tri'ah-ki-dek-ah-fo'bi-ah) [G. *tria kai deka*, three and ten, thirteen, + *phobos*, fear.] The superstitious fear of thirteen at table.

tri'al-case. A box containing an assortment of trial-lenses.

tri'al-frame. A spectacle frame into which lenses can be readily slipped when testing the acuteness of a person's vision.

tri'al-lenses. A series of cylindrical and spherical lenses used in testing vision.



TREP'HINE.

tri'al-plate. In dentistry a temporary plate of soft metal or other substance, used for testing a fitting an artificial denture.

trialyl'amine. An oily liquid amine, $N(C_2H_5)_3$.

tri'amide. A tertiary amide.*

tri'amine. A tertiary amine.*

triangle (tri'ang-gl) [L. *triangulum*; *tri-*, three, -*angulus*, angle.] 1. A geometrical figure having three straight lines, joined two by two, forming three angles; trigone. 2. In anatomy and surgery, a more or less triangular area bounded by muscles, bony prominences, or other structures within which are normally found certain important nerves or blood-vessels. **anterior t.**, a triangle in the neck, bounded by the mandible above, the sternocleidomastoid muscle, and the middle of the neck anteriorly; it is subdivided into the inferior and superior carotid triangle and the submandibular t. **auric'ular t.**, a t. formed by the base of the auricle and by lines drawn from the true tip of the auricle to the extremities of the base. **cardiohepat'ic t.**, an area in the first intercostal space on the right side, marking the interval between the heart and the liver. **carotid t.**, see *inferior carotid t.* and *superior carotid t.* **cephal'ic t.**, a t. on the cranium formed by lines connecting the metopion, the mental point, and the occipital point. **digastr'ic t.**, submandibular t. **fac'ial t.**, a t. formed by lines connecting the basion, the alveolar point, and the nasal point. **fem'oral t.**, Scarpa's* t. **frontal t.**, a t. bounded above by the maximum frontal diameter and laterally by lines joining the extremities of the diameter with the glabella. **iliofem'oral t.**, Bryant's* t. **infer'ior carot'id t.**, bounded by the sternomastoid behind, the anterior belly of the omohyoid above, and the middle line of the neck anteriorly; the common carotid artery and jugular vein lie at the posterior limit of this space. **infer'ior occip'ital t.**, one formed by a line between the two mastoid processes and the two converging lines between the mastoid process on either side and theinion, or external occipital protuberance. **infraclav'ic'ular t.**, bounded by the clavicle, the anterior border of the deltoid muscle, and the upper border of the pectoralis major muscle. **inguinal t.**, (1) *internal t.*, subinguinal t., Scarpa's t.; (2) *inguinal triangle*, Henke's* trigone. **lum'bococ'costoabdom'inal t.**, an irregular area bounded by the serratus posterior inferior, obliquus externus, obliquus internus and sacrospinalis muscles. **lymph'oid t.**, Wiedeyer's ring, the broken chain of lymphoid tissue formed by the lingual, faucial, and pharyngeal tonsils. **med'ullary t.**, capsula interna. **occip'ital t.**, a t. of the neck bounded by the trapezius, the sternocleidomastoid, and the omohyoid muscle; see *inferior occipital t.* **pal'atal t.**, a triangular area bounded by the greatest transverse palatine and by lines converging from its extremities to the alveolar point. **paraver'tebral t.**, Gruber's* triangle. **puboure'thral t.**, a triangle in the perineum bounded by the transversus perinealis, ischio cavernosus, and the bulbocavernosus muscles. **sacral t.**, the surface area over the sacrum. **subclav'ian t.**, trigonum omoclaviculare [BNA]. **subin'guinal t.**, Scarpa's* t. **submandib'ular t.**, submaxillary t., a subdivision of the anterior t. of the neck, bounded by the mandible above, the stylohyoid and the posterior belly of the digastric muscle, and anteriorly by the middle of the neck. **submax'illary t.**, submandibular t. **suboccip'ital t.**, one bounded by the obliquus inferior, the obliquus superior and

the rectus capitis posterior major muscles. **supe'rior carot'id t.**, bounded by the sternomastoid behind, the anterior belly of the omohyoid below, and the posterior belly of the digastric above; the bifurcation of the common carotid artery occurs here. **suprame'atal t.**, Macewen's t., a triangle formed by the root of the zygoma, the posterior wall of the bony external auditory meatus, and an imaginary line connecting the extremities of the first two lines, used as a guide in mastoid operations. **sur'gical t.**, see *triangle* (2). **t. of auscultat'ion**, space bounded by the lower border of the trapezius, the latissimus dorsi, and the vertebral border of the scapula. **t. of el'bow**, a space between the pronator teres and the supinator longus muscles on the flexor side of the elbow. **t. of elec'tion**, superior carotid triangle. **t. of neces'sity**, inferior carotid triangle. **vag'inal t.**, Pawlik's* t. **ves'ical t.**, trigonum vesicæ [BNA].

triangular (tri-ang'gu-lar). Three-cornered. **t. bone**, os trigonum, os triquetrum. **t. fas'cia**, fascia triangularis. **t. lig'a'ment**, ligamentum triangulare. **t. muscle**, musculus triangularis.

triangula'ris [L.]. Triangular; see under *musculus*. **triangular'ity of the teeth**. A very well-marked indication of advancing age in the horse, shown by increasing depth from front to rear in the occlusal surfaces of the incisor teeth. At nine years, when the marks fail, this sign becomes of service in determining the age of the animal.

trian'gulum [L.]. Triangle, trigone.

triatom'ic [G. *tri-*, three, + *atomos*, atom.]. Noting a compound having three hydroxyl groups by means of which other atoms or radicals may be added to the molecule. 2. Trivalent.

tribade (trib'ad) [see *tribadism*]. A woman with abnormally developed clitoris who takes the active rôle in sapphism.

trib'adism [G. *tribō*, I rub.]. Unnatural sexual practices between women.

triba'sic [G. *tris*, thrice, + *basis*, base.]. Having three replaceable hydrogen atoms, noting an acid with a basicity of 3.

tribas'ilar. Having three bases. **t. synosto'sis**, fusion in early life of the three bones at the base of the skull resulting in arrest of development of the brain and idiocy.

tribe [L. *tribus*]. In biological classification, an occasional division between the *family* and the *genus*; usually the same as the *subfamily*.

triboluminescence (tri'bo-lu-min-es'ens). [G. *tribō*, I rub.]. Luminosity caused by friction.

tribrach'ius (tri-bra'ki-us) [G. *tri-*, three, + *brachion*, arm.]. A monster with three arms.

tribroman'iline. A colorless acicular crystalline powder, the hydrobromide of which (*bromamide*) is employed in neuralgia in doses of gr. 5-10 (0.3-0.6).

tribromhy'drin. Allyl tribromide, a colorless liquid, $C_3H_5Br_3$, employed as an antispasmodic and sedative in doses of $\mathfrak{m}5$ (0.3).

tribro'mide. A bromide having three bromine atoms in the molecule.

tribrommeth'ane. Bromoform.

tribromophe'no'l, **tribromophe'no'l**. Bromol, $C_6H_3Br_3OH$, obtained by the action of bromine on an aqueous solution of phenol; occurs as reddish crystals of a bromine odor and sweetish astringent taste, soluble in alcohol, insoluble in water. Employed as an intestinal antiseptic in doses of gr. 2-8 (0.13-0.5), and externally as an antiseptic in 3 per cent. solution in oil, or mixed

with talcum as a dusting powder. **t. bis'muth**, xeroform, a greenish yellow powder, employed as an intestinal antiseptic in doses of gr. 5-15 (0.3-1.0).

tribromphen'yl sal'icylate. Tribromsalol.

tribromsal'ol. Cordol, a white, odorless, tasteless crystalline powder, insoluble in water; employed as an intestinal antiseptic in doses of gr. 5-15 (0.3-1.0).

trical'cic. Containing three calcium atoms.

tricell'ular. Three-celled.

triceph'alus [G. *tri-*, three, + *kephalos*, head.]. A monster with three heads.

tri'ceps [L. *tri-*, three, + *caput*, head.]. Three-headed; noting especially two muscles: *t. brachii* and *t. suræ*, which see under *musculus*.

trichangiectasia (tri-kan-ji-ek-ta'si-ah) [G. *thrix* (*trich-*), hair, + *angeion*, vessel, + *ektasis*, extension.]. Dilatation of the capillary blood-vessels; telangiectasia.

trichatroph'ia (tri-kä-tro'fi-ah) [G. *thrix* (*trich-*), hair, + *atrophia*, atrophy.]. Atrophy of the hair-bulbs, with brittleness, splitting, and falling of the hair.

trichaux'is (trik-awk'sis) [G. *thrix* (*trich-*), hair, + *auxis*, increase.]. Hypertrophy, as to both size and number, of the hairs of a part.

trich'ia (trik'i-ah). Entropion, trichiasis.

trich'iasis (tri-ki'a-sis) [G. *thrix* (*trich-*), hair.]. Inversion of one or more of the eyelashes causing irritation of the corneal conjunctiva.

trich'ina, pl. *trichinæ* (tri-ki'nah). A larval worm of the genus *Trichinella*.

Trich'ina (tri-ki'nah) [G. *thrix* (*trich-*), hair.]. A genus of nematode worms, more correctly called *Trichinella*. **T. cys'tica**, *Filaria bancrofti*. **T. spira'lis**, *Trichinella spiralis*.

Trichinella (tri-ki-nel'ah) [dim. of *trichina*]. A genus of *Nematoda*. **T. spira'lis**, a nematode, the adult of which inhabits the intestine of man and other mammals, the larvæ invading the muscles, and giving rise to the disease, *trichinosis*.

trichinell'iasis (trik-e-nel'i'a-sis). Trichinosis.

trichinello'sis (tri-ki-nel-lo'sis). Trichinosis.

trichin'iasis (tri-kin-i'a-sis). Trichinosis.

trichiniferous (tri-kin-if'er-us) [*trichina* + *ferre*, to bear.]. Containing trichinæ.

trichiniza'tion (tri-kin-i-za'shun). Infestation with trichinæ.

trichinopho'bia (tri-kin-o-fo'bi-ah) [*trichina* + G. *phobos*, fear.]. Abnormal fear of acquiring trichinosis.

trichinoscope (tri-ki'no-sköp) [*trichina* + G. *skopeō*, I view.]. A magnifying glass employed in the examination of meat suspected of being trichinous. **trichinosis** (tri-kin-o'sis). A disease caused by the presence of the larvæ of *Trichinella spiralis* in the muscles. The larvæ are ingested in insufficiently cooked pork and reach maturity in the intestine; the mature worm then gives birth to multitudes of larvæ which are carried in the lymph and blood to the muscles, where they become encysted, their presence causing severe pain, edema, fever, and marked eosinophilia.

trichinous (trik'in-us). Infested with trichinæ.

trich'ite (tri'kit) [G. *thrix* (*trich-*), hair, + *-ite*]. One of a number of plastids, derived from the nucleus, in acicular form, arranged radially around the periphery of a protozoan cell, which may be extruded as weapons of offense or defense.

trichit'is (tri-ki'tis) [G. *thrix* (*trich-*), hair, + *-itis*]. Inflammation of the hair-bulbs.

trichloracetic acid (tri-klor-ä-se'tik as'id). Acidum trichloraceticum.

trichloraldehyde (tri-klor-al'de-hîd). Chloral.
trichlorbutylalcohol. Chloretone.
trichlorbutylaldehyde (tri-klor-bu'til-al'de-hîd). Butyl-chloral.
trichlorhydrin. Allyl trichloride, recommended as a hypnotic.
trichloride (tri-klo'rid, tri-klo'rid). A chloride having three chlorine atoms in the molecule.
trichlormethane. Chloroform.
trichloropropane (tri-klo-ro-pro'pân). Trichlorhydrin, allyl trichloride.
trichlorophenol. Trichlorophenic acid, a derivative of carboic acid occurring in white acicular crystals; employed as an antiseptic and disinfectant.
tricho- [G. *thrix* (trich-), hair.] A prefix denoting a hair or hair-like structure, capillary.
trichoesthesia (tri-ko-es-the'si-ah). Trichoesthesia.
trichobacteria (tri-ko-bak-te'ri-ah) [G. *thrix*, hair.] Flagellated bacteria.
trichobezoar (tri-ko-be'zôr) [G. *thrix* (trich-), hair, + Pers. *bezoar*.] A hair-ball in the stomach.
trichocardia (tri-ko-kar'di-ah) [G. *thrix*, hair, + *kardia*, heart.] Hairy heart, * shaggy pericardium, cor hirsutum.
trichocephalliasis (tri-ko-sef-al-i'a-sis). Infestation with a worm of the genus *Trichocephalus*.
Trichocephalus (tri-ko-sef'al-us) [G. *thrix* (trich-), hair, + *kephalê*, head.] A genus of nematoda, parasitic in the large intestine of mammals. *T. affinis*, cecum-worm, a worm parasitic in the cecum of the sheep. *T. crenatus*, a species parasitic in the cecum of the dog. *T. dispar*, *T. hominis*, *T. trichiurus*. *T. trichurus* [G. *thrix*, hair, + *oura*, tail], whip-worm; a very common intestinal parasite in man, inhabiting the cecum.
trichocirsus (tri-ko-sur'sus) [G. *thrix* (trich-), hair, + *kirsos*, varix.] Dilatation of the capillary blood-vessels.
trichoclasia, trichoclasia (tri-ko-kla'si-ah, tri-kok'la-sis) [G. *thrix* (trich-), hair, + *klasis*, breaking off.] Brittleness of the hairs, trichorrhexis.
trichocryptosis (tri-ko-krip-to'sis) [G. *thrix* (trich-), hair, + *kryptos*, concealed.] Any disease of the hair-follicles.
trichocyst (tri'ko-sist) [G. *thrix* (trich-), hair, + *kystis*, bladder.] One of a number of plastids, derived from the nucleus, in the form of minute elongated cysts, arranged radially around the periphery of a protozoan cell, the contained fluid, when discharged, serving for offense or defense.
trichodangitis (tri-ko-dan-je-i'(e)'tis) [G. *trichôdês*, capillary, + *angion*, vessel, + *-itis*.] Inflammation of the capillary blood-vessels.
trichodarteritis (tri-ko-dar-ter-i-i'(e)'tis) [G. *trichôdês*, capillary, + *arteria*, artery, + *-itis*.] Inflammation of the arterioles, telangeitis.
Trichodectes (tri-ko-dek'têz) [G. *thrix* (trich-), hair, + *dektês*, a beggar.] A genus of insects parasitic on some of the lower animals. *T. latus*, the dog-louse. *T. sphærocephalus*, the round-headed sheep-louse.
trichodophlebitis (tri-kod-o-fle-bi'(be)'tis) [G. *trichôdês*, capillary, + *phleps* (phleb-), vein, + *-itis*.] Inflammation of the venules.
trichoeptithelioma (tri-ko-ep-i-the-li-o'mah) [G. *thrix* (trich-), hair, + *epithelioma*.] Benign cystic epithelioma; an epithelial neoplasm originating in the hair-follicles. *t. papillosum multiplex*, an eruption of papules and nodules, resembling spiradenoma, originating in the hair-follicles.
trichoesthesia, trichomesthesia (tri-ko-es-the'zi-ah)

[G. *thrix* (trich-), hair, + *aisthêsis*, sensation.] 1. The sensation felt when a hair is touched. 2. A form of paresthesia in which there is a sensation as of a hair on the skin, on the mucous membrane of the mouth, or on the conjunctiva.
trichostethiometer, trichomethiometer (tri-ko-s-the-si-om'e-ter) [*trichosthesia* + G. *metron*, measure.] A device for testing the sensibility of the scalp and other hairy parts.
trichogen (tri'ko-jen). An agent which promotes the growth of the hair.
trichogenous (tri-ko'jen-us) [G. *thrix* (trich-), hair, + *gennaô*, I produce.] Promoting the growth of the hair.
trichoglossa (tri-ko-glos't-ah) [G. *thrix* (trich-), hair, + *glossa*, tongue.] Hairy tongue.
trichohyaline (tri-ko-hi'al-in). A substance of the nature of keratohyaline or eleidin, found in the hair.
trichoid (tri'koyd) [G. *thrix* (trich-), hair, + *oîdês*, resemblance.] Hair-like.
tricholabis, tricholabium (tri-kol'â-bis, tri-ko-lâ-bi-um) [G. *thrix* (trich-), hair, + *labis*, plicae labion, dim. of *labê*, a grip.] Hair-tweezer.
tricholith (tri'ko-lith) [G. *thrix* (trich-), hair, + *lithos*, stone.] A concretion on the hair the lesion of piedra.*
trichologia (tri-ko-lo'ji-ah) [G. *trichologô*, I pick out hairs.] 1. A tic consisting in plucking at the hair. 2. Trichotillomania. 3. Carphologia.
trichology (tri-ko-lo'ji) [G. *thrix* (trich-), hair, + *-logia*.] 1. The branch of medicine which has to do with the hair—its anatomy, growth, and diseases. 2. [G. *legô*, I pick out.] Trichologia.
trichoma (tri-ko'mah) [G. *thrix* (trich-), hair, + *-oma*.] 1. Plica polonica. 2. Trichiasis.
trichomania (tri-ko-ma'ni-ah). Trichotillomania.
trichomaphyte (tri-ko-mâ-fit) [*trichoma* + G. *phyton*, plant.] A fungus found in plica polonica.
trichomatose (tri-ko'mâ-tôz). Trichomatous.
trichomatosis (tri-ko-mâ-to'sis). Trichoma.
trichomatous (tri-ko'mâ-tus). Relating to or suffering from trichoma.
trichome (tri'kome) [G. *trichôma*, a hairy growth.] One of the epidermal hairs, prickles, or scales of plants.
Trichomonas (tri-kom'o-nas) [G. *thrix* (trich-), hair, + *monas*, single.] A genus of flagellate protozoa. *T. hominis*, a species found in the human intestine, sometimes apparently the cause of diarrhea. *T. intestinalis*, a species sometimes found in the intestine in bacillary dysentery. *T. vaginalis*, a species found in the vaginal secretions and sometimes in the male urethra.
Trichomycetes (tri-ko-mi-se'têz) [G. *thrix* (trich-), hair, + *mykês*, fungus.] Hair-fungus; a family of *Hyphomycetes* including the higher bacteria.
trichomycetosis (tri-ko-mi-se-to'sis). Trichomycosis.
trichomycosis (tri-ko-mi-ko'sis) [G. *thrix* (trich-), hair, + *mykês*, a fungus.] Any disease of the hair caused by a bacterial invasion; trinea. *t. nodulosa*, *t. nodularis*, nodular trinea. *t. palmata*, leprothrix, a disease of the hair, characterized by the presence on the hairs of reddish or brownish masses composed of agglutinated microorganisms. certain tropical forms are due to the presence of *Trichosporon foxyi* and *T. trusei*. *t. palmata*, *t. nodosa*, *t. pustulosa*, any parasitic disease of the hair marked by pustulation at the orifice of the hair-follicles.
trichonosis (tri-kô-no'sis). Trichonosis.
trichonosus (tri-kon'o-sus) [G. *thrix* (trich-), hair, + *nosos*, disease.] Any morbid condition of

the hair, trichopathy. **t. versicolor**, ringed hair.

trichopathic (tri-ko-path'ik). Relating to any disease of the hair.

trichopathophobia (tri-ko-path-o-fō'bi-ah) [G. *thrīx* (*trich-*), hair, + *pathos*, suffering, + *phobos*, fear.] Excessive worry regarding disease of the hair, its color, or abnormalities of its growth.

trichopathy (tri-kop'ā-thi) [G. *thrīx* (*trich-*), hair, + *pathos*, suffering.] Any disease of the hair, trichonosis, trichonosis.

trichophagy (tri-kof'a-jī) [G. *thrīx* (*trich-*), hair, + *phagō*, I eat.] The tic of biting the hair.

trichophobia (tri-ko-fō'bi-ah) [G. *thrīx* (*trich-*), hair, + *phobos*, fear.] A morbid, almost insane, disgust caused by the sight of loose hairs on the clothing or elsewhere.

trichophytic (tri-ko-fit'ik). 1. Relating to trichophytosis. 2. Promoting the growth of the hair, trichogenous. 3. An agent which promotes the growth of the hair, trichogen.

Trichophyton [G. *thrīx* (*trich-*), hair, + *phyton*, plant.] A genus of fungi pathogenic of tinea or ringworm. **T. ectothrix** [G. *ektos*, without], and **T. endothrix** [G. *endon*, within], see **T. megalosporon**. **T. megalosporon** [G. *megas* (*megal-*), large, + *sporos*, seed], the large spored ringworm fungus, common in France, but rare in England and the United States; it occurs in two forms: **T. m. ectothrix**, the spores of which are found usually outside the cuticle of the hair; and **T. m. endothrix**, which invades the substance of the hair; the first is the form occurring in ringworm in domestic animals. **T. microsporon** [G. *mikros*, small, + *sporos*, seed], **Microsporon audouinii**, the species of fungus usually productive of ringworm in the United States. **T. ra'dens**, a species which has been mentioned as the cause of alopecia areata. **T. tonsurans**, a variety of the ringworm fungus, said to be a distinct species, causing tinea tonsurans.

trichophytosis (tri-ko-fi-to'sis) [G. *thrīx* (*trich-*), hair, + *phyton*, plant.] Ringworm, tinea* trichophytina. **t. cap'itis**, tinea tonsurans. **t. cor'poris**, tinea circinata. **t. cruris**, eczema marginatum.

trichopoliosis (tri-ko-po-li-o'sis) [G. *thrīx* (*trich-*), hair, + *polios*, gray.] Canities.

trichoptilosis (tri-kop-til-o'sis) [G. *thrīx* (*trich-*), hair, + *ptilōsis*, plumage.] 1. A condition of splitting of the shaft of the hair, giving it a feathery appearance. 2. Trichorrhexis nodosa.

trichorrhea, **trichorrhoea** (tri-kō-re'ah) [G. *thrīx* (*trich-*), hair, + *rhoia*, a flow.] Falling of the hair.

trichorrhexis (tri-kō-reks'is) [G. *thrīx* (*trich-*), hair, + *rhēxis*, a breaking.] Fragilitas crinium, trichoschisis, a condition in which the hairs readily break or split. **t. nodo'sa**, trichoclasia, clastothrix, a condition in which minute nodes are formed in the shafts of the hairs, the latter splitting and breaking incompletely at these points.

trichoschisis (tri-kos'ki-sis) [G. *thrīx* (*trich-*), hair, + *schisis*, a cleaving.] Splitting of the hairs, trichorrhexis.

trichoscopy (tri-kos'ko-pī) [G. *thrīx* (*trich-*), hair, + *skopē*, I examine.] Examination of the hair.

trichosis (tri-ko'sis) [G. *thrīx* (*trich-*), hair.] 1. Any disease of the hair, trichonosis, trichopathy. 2. Abnormal growth of the hair, or growth of hair in an abnormal location. **t. a'thrix**, alopecia. **t. carun'culae**, a growth of hair on the lacrymal caruncle. **t. dec'olor**, canities, or any abnormal coloration of the hair. **t. distrix**, trichorrhexia.

t. sensit'va, hyperesthesia of the hairy parts. **t. seto'sa**, coarseness of the hair.

Trichosoma contortum (tri-ko-so'ma kon-tor'tum) [G. *thrīx* (*trich-*), hair, + *sōma*, body; *L. contortus*, twisted.] A thread-worm, parasitic in fowls.

trichosomatous (tri-ko-so'mā-tus) [G. *thrīx* (*trich-*), hair, + *sōma*, body.] Having flagella with a small body, noting certain protozoan organisms.

Trichosporon [G. *thrīx*, hair, + *sporos*, seed.] A genus of fungi causing trichomycosis nodosa.

Trichostomina (tri-ko-sto-mi'nah) [G. *thrīx* (*trich-*), hair, + *stoma*, mouth.] A suborder of *Holotrichida*, having an undulating membrane at the mouth opening.

trichosyphilis, **trichosyphilosis** (tri-ko-sif'i-lis, tri-ko-sif-i-lo'sis). Any syphilitic disease of the hair.

Trichothecium (tri-ko-the'si-um) [G. *thrīx*, hair, + *thēkion*, dim. of *thēkē*, box, case.] A genus of mould fungi sometimes causing disease of the hair. **T. ro'seum**, a species which has been found in certain cases of mycomyringitis.

trichotillomania (tri-ko-til-o-ma'ni-ah) [G. *thrīx* (*trich-*), hair, + *tillō*, I pluck, + *mania*, madness.] The habit of plucking at the hairs of the beard or moustache, or those at the anterior nares or ears.

trichotomy (tri-kot'o-mī) [G. *tricha*, threefold, + *tomē*, a cutting.] Division into three parts.

trichotoxin (tri-ko-tox'in) [G. *thrīx* (*trich-*), hair, referring to the cilia.] A cytotoxin specific for ciliated epithelium.

trichotrophy (tri-kot'ro-fi) [G. *thrīx* (*trich-*), hair, + *trophē*, nourishment.] Nutrition of the hair.

trichroic (tri-kro'ik) [G. *trichroos*, three-colored.] Relating to or marked by trichroism.

trichroism (tri'kro-izm). The property of showing a different color when viewed in each of three positions.

trichromatic (tri-kro-mat'ik) [G. *tri-*, three, + *chrōma*, color.] Relating to or capable of perceiving the three fundamental colors, red, green, and violet; noting the eye normal in respect of color-sensation.

trichromic (tri-kro'mik) [G. *tri-*, three, + *chrōma*, color.] 1. Capable of distinguishing the three colors—red, blue, and green. 2. A person of weak color vision, who is yet able to distinguish the three colors—red, blue, and green.

Trichuris (tri-koo'ris) [G. *thrīx* (*trich-*), hair, + *oura*, tail.] A genus of Trematoda of the family *Trichinellidae*. **T. trichiu'ra**, the whip-worm, *Trichocephalus* dispar* or *trichiurus*.

tricip'ital. Having three heads; noting a triceps muscle.

tri'corn [L. *tri-*, three, + *cornu*, horn.] 1. One of the lateral ventricles of the brain. 2. Tricornute.

tricorn'ute. Having three cornua or horns.

tricro'sol. A proprietary name for a purified mixture of the three cresols.

tricrosolamine (tri-kre-sol-am'ēn). An antiseptic liquid containing two per cent. each of tricresol and ethylenediamine.

tricrot'ic [G. *tri-*, three, + *krotos*, a beat.] Marked by three beats, noting a down stroke of the sphymographic tracing interrupted by three upward notches.

tri'crotam. The condition of being tricrotic.

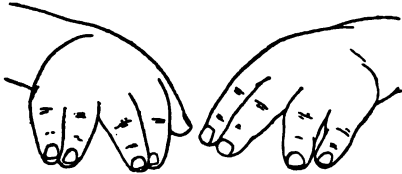
tri'crotous. Tricrotic.

tricus'pid [L. *tres* (*tri-*), three, + *cuspis*, point.] Having three points, prongs, or cusps. **t. a'rea**, the region of the chest wall over the lower part of the body of the sternum, where the sounds produced at the right atrioventricular orifice are heard most distinctly. **t. murmur**, a murmur

produced by stenosis or incompetency of the t. valve. **t. orifice**, the right atrioventricular aperture of the heart, guarded by the t. valve. **t. tooth**, a tooth having a crown with three cusps. **t. valve**, valvula tricuspidalis. **t. ver'tebra**, the sixth cervical vertebra in quadrupeds.

tricus'pidal, **tricus'pidate**. Tricuspid.

tri'dent. Tridendate. **t. hand**, a deformity in chondrodystrophy marked by a divergence of the second and third from the fourth and fifth fingers at the end of the first phalanx, the two pairs of fingers and the thumb giving a three-pronged shape to the hand.



TRIDENT HANDS.

triden'tate [L. *tri-*, three, + *dens(dent-)*, tooth.] Trident, three-toothed, three-pronged.

tridermic (tri-dur'mik) [G. *tri-*, three, + *derma*, skin.] Relating to or derived from the three "derms" of the embryo—*ectoderm*, *endoderm*, and *mesoderm*.

trid'y-mus. 1. A triple monster. 2. One of normal triplets.

trielcon (tri-el'kon) [G. *tri-*, three, + *helkō*, I draw.] A long three-jawed forceps for the extraction of foreign bodies from wounds or canals.

tri-cephalus (tri-en-sef'a-lus). Tricephalus.

triethyl'amine. A liquid ptomaine of ammoniacal odor, $C_6H_{11}N$, formed in decaying fish; it is not violently poisonous.

trifa'cial [L. *tri-*, three, + *facies*, face.] Noting the fifth pair of cranial nerves, *nervus trigeminus* [BNA]. **t. neural'gia**, neuralgia of one of the branches of the trifacial nerve, *tic douloureux*.

trifer'rin. Ferric paranucleinate, trade name of a preparation said to be a compound of casein-paranucleinic acid and iron, prepared by digesting the casein of cow's milk with pepsin and precipitating with a salt of iron. It is a reddish tasteless powder, insoluble in water; recommended in anemia and chlorosis in doses of gr. 5 (0.3).

trifer'rol. Trade name of a liquid said to contain triferrin gr. 1 (0.06) in each fluidrachm (4.0).

tri'fid [L. *trifidus*; *tri-*, three, + *findere*, to split.] Three-cleft, split into three.

trifolio'sis [L. *trifolium*, trefoil, clover.] A disease of the horse, said to be due to the ingestion of hybrid clover, and marked by symptoms showing irritation of skin and buccal mucous membrane, or by manifestations of grave disturbance of the internal organs.

Trifo'lium [L. *tri-*, three, + *folium*, leaf.] A genus of plants of the order *Leguminosae*, including the trefoils or clovers. **T. arven'se** [L. *arvensis*, of the field], hare's foot, field clover, employed in domestic medicine in the treatment of gout. **T. pratens'se** [L. *pratensis*, of the meadow], meadow clover, red clover, employed in eclectic practice in the treatment of whooping cough and tuberculosis, and as an alternative, especially in the treatment of inoperable cancer. **T. repens** [L. *reperere*, to creep], Dutch clover, white clover, used in domestic practice in the treatment of gout and gouty pains.

trifor'mol. Paraform.

trigas'tric [L. *tri-*, three, + *gaster*, belly.] Having

three bellies, noting a muscle with two tendinous interruptions.

trigem'in. Trade name of a synthetic preparation, dimethylaminoantipyrine-butylchloralhydrate, recommended in the treatment of *tic douloureux* and other forms of neuralgia, influenza, and sore-throat in doses of gr. 5-15 (0.3-1.0).

trigem'inal. Relating to the fifth cranial or trigeminal nerve. **t. cough**, a reflex cough due to irritation of the terminals of the trigeminal nerve in the upper respiratory passage. **t. impres'sion**, *impressio trigemini* [BNA]. **t. nervus**, *nervus trigeminus*. **t. neural'gia**, *facial neuralgia*, *tic douloureux*. **t. pulse**, *pulsus trigeminus*.

trigem'inus [L. triplet.] See under *nervus trigeminus*.

trigg'er-a'rea. Any point or circumscribed area of irritation of which will give rise to functional action or disturbance elsewhere.

trigg'er-finger. See under *finger*.

trigg'er-mate'rial. A hypothetical substance which acts as a sort of a fuse, its decomposition causing that of the protoplasm, the splitting of which is necessary for the performance of a definite function.

trigoceph'alus. Trigonocephalus.

trig'on'al. Triangular; relating to a trigonum.

trig'one. Triangle, trigonum.

Trigonell'a [G. *trigōnos*, triangular, noting the shape of the flowers.] A genus of leguminous herbs containing the species *T. fanum gracum*, *fas*, greek.

trig-onitis (tri-go-ni'(ne)'tis) [L. *trigonum* + *-itis*] Inflammation of the urinary bladder, localized in the mucous membrane at the trigonum.

trigonoceph'al'ic. Marked by trigonocephaly, relating to a trigonocephalus.

trigonoceph'alus [G. *trigōnon*, triangle, + *kephalē*, head.] A monster having a more or less triangular skull owing to arrested development of the frontal bone and of the frontal lobes of the brain.

trigonoceph'aly. The condition of a trigonocephalus. **trig'o-num**, pl. *trig'ona* [L. from G. *trigōnos*, a triangle.] Trigone, any triangular area. **t. acust'ic**, trigone of the acoustic nerve, a prominence on the outer side of the fovea inferior of the base of the fourth ventricle, below the strum medullare. **t. carot'icum**, the superior carotid triangle. **t. triangle of election**. **t. cerebra'le**, fornix (tri-cervica'le, t. colli. **t. collatera'le** [BNA], *collatera* trigone, t. ventriculi, an approximately triangular space in the pars centralis of the lateral ventricle of the brain, between the posterior descending horns. **t. colli**, any one of the triangles of the neck, more especially t. carotid. **t. deltoid'spectora'le**, Mohnenheim's fascia, a space between the pectoralis major and deltoid muscles below the clavicle. **t. dorsa'le**, t. *durum*, a space between the nates, or colliculi superiores [BNA], and the quadrigeminal bodies. **t. femora'le** [BNA] Scarpa's triangle, a triangular space at the upper and inner part of the thigh, bounded by the sartorius and adductor longus muscles and the inguinal (Poupart's) ligament. **t. fibro'sum**, one of the cartilaginous nodules, to the right and left of the root of the aorta, forming the extremities of the incomplete left fibrous ring which surrounds the left atrioventricular orifice. **t. fove'um**, commissura posterior cerebri. **t. habenu'ale**, trigone of the habenula, a small triangular area between the habenula and the thalamus, immediately

anterior to the superior quadrigeminal body on either side. **t. hypoglos'si**, **t. nervi hypoglossi**. **t. inguina'le**, (1) a triangular space above and external to the pubic spine, formed by the outer edge of the rectus abdominis muscle and the inguinal furrow; (2) **t. femorale**. **t. lemnis'ci**, triangle of Reil, triangle or trigone of the fillet, a triangular area on the upper part of the outer side of the brachium* conjunctivum. **t. lumba'le**, Petit's lumbar triangle, an interval bounded by the edges of the latissimus dorsi and obliquus externus muscles and the crest of the ilium. **t. ner'vi hypoglos'si**, trigone of the hypoglossal nerve, a slight elevation in the fovea inferior of the fourth ventricle, beneath which is the nucleus of origin of the 12th cranial nerve. **t. olfacto'rium**, olfactory trigone, a grayish triangular area forming the posterior extremity of the olfactory tract where it diverges into the three roots, or olfactory striæ; the trigone lies just above the optic nerve near the chiasm. **t. omoclavicula're** [BNA], subclavian triangle, a triangle bounded by the clavicle, the omohyoid muscle, and the sternocleidomastoid muscle. **t. pala'ti**, palatal triangle.* **t. pen'sile**, **t. fluctuans**. **t. sternocosta'le**, a muscular defect in the diaphragm between the costal and the sternal portions. **t. urogenita'le**, diaphragma urogenitale. **t. va'gi**, trigone of the vagus nerve, ala* cinerea [BNA]. **t. vagina'le**, Pawlik's triangle, the area in the vagina corresponding to the **t. vesicæ**. **t. ventric'uli**, trigone of the ventricle, **t. collaterale** [BNA]. **t. ves'i'cæ** [BNA], Lieutaud's trigone, a triangular smooth area at the base of the bladder bounded by lines drawn between the ureters and from each ureter to the urethra.

trihal'oid. A compound containing three hydroxyl radicals in the molecule.

trihy'drate. A compound containing one atom of the base to three hydroxyl radicals in the molecule.

trihy'dric. Noting a chemical compound containing three replaceable hydrogen atoms.

trihydrox'ide. Trihydrate.

tri-ini'od'ymus [G. *tri-*, three, + *inion*, nape of the neck, + *didymos*, twin.] A monster with three heads, joined at the occiput, and a single body.

triiodide (tri-i'o-did, or -did). An iodide with three atoms of iodine and one of the other elements in the molecule.

triiodometh'ane. Iodoform.

triketohy'drindenhy'drate. A colorless, crystallizable, water-soluble substance, $C_6H_4.CO.CO.C(OH)_2$, employed as a test for albumin, peptone, polypeptids, and amino acids and also for specific proteolytic ferments in the blood, as in the Abderhalden tests; called also ninhydrin.

triketopu'ria. Uric acid.

tri'labe [G. *tri-*, three, + *labê*, a grip.] A three-pronged forceps for removal of foreign bodies from the bladder.

trila'm'inar. Having three laminae.

trilat'eral [L. *tri-*, three, + *latus* (later-), side.] Having three sides.

trila'u'ria. A glyceride found abundantly in coconut oil and some other oils.

trilinolein (tri-li-no'-le-in). A glyceride found in linseed oil and some other drying oils.

trill'in. An alcoholic extract of trillium, employed in eclectic practice as a tonic expectorant, astringent, hemostatic, and ecobolic in doses of gr. 2-4 (0.13-0.25).

trill'ium [L. *tres*, three, referring to the arrangements of parts of the flowers in threes.] The rhizome of

Trillium erectum and other species of *T.*, birthroot, bethroot, wake-robin, Indian shamrock, plants of eastern North America; tonic, astringent, and antispasmodic.

trilo'bate, **tri'tobed** [G. *tri-*, three, + *lobus*, lobe.] Having three lobes.

triloc'ular [L. *tri-*, three, + *loculus*, cell.] Having three cells.

trima'n'ual [L. *tri-*, three, + *manus*, hand.] Performed by the aid of three hands, noting certain obstetrical maneuvers.

trima's'tigate [G. *tri-*, three, + *mastix* (mastig-), a whip.] Having three flagella, noting certain protozoans.

trime'n'sual [L. *tri-*, three, + *menses*, month.] Occurring every three months, quarterly.

trimercu'ric. Noting a compound having three bivalent atoms of mercury in the molecule.

trimes'tral, **trimes'trial**. Trimensual.

trimethyl'amine. An alkaloid, $N(CH_3)_3$, obtained from herring brine by distillation with lime; it is a colorless liquid at low temperatures but a gas at ordinary temperature. It is marketed in a 10 per cent. aqueous solution, a clear liquid with the odor of herring brine, caustic and antiseptic; recommended in rheumatism in doses of $\text{m}10-30$ (0.6-2.0).

trimethylened'amine. A ptomaine formed in cultures of the cholera bacillus.

trimethylxanthine (tri-meth-il-zan'thin). Caffeine.

trimor'phic. Trimorphous.

trimor'phism. Existence under three forms, as in the case of certain insects which pass through the stages of *larva*, *pupa*, and *imago*.

trimor'phous [G. *tri-*, three, + *morphe*, form.] Existing under three forms, marked by trimorphism.

trineu'ric [G. *tri-*, three, + *neuron*, nerve.] Having three neuraxons or axis-cylinders.

trini'trate. Ternitrate, a nitrate having three nitric-acid radicals in the molecule.

trini'trin. Nitroglycerin, glyceryl nitrate.

trinitrocell'ulose. Gun-cotton, pyroxylin.

trinitrocre'sol. A yellowish powder obtained from creosol, employed as an antiseptic application.

trinitroglycerin (tri-ni-tro-glis'er-in). Nitroglycerin.

trini'trol. Erythrol nitrate, having properties similar to those of nitroglycerin.

trini'trophe'nol. Picric* acid.

trino'mial [L. *tri-*, three, + *nomen*, name.] Having three names, noting certain zoological or botanical terms, as *Diplococcus intracellularis meningitidis*.

trinophe'non. Trade name of a solution of picric acid employed in the local treatment of burns.

trioceph'alus. Triencephalus, a monster having an imperfectly formed head without mouth, nose, or eyes.

Tri'odon [G. *tri-*, three, + *odous* (odont-), tooth.] A genus of fishes, having a divided upper jaw, several species of which are poisonous.

triolein (tri-o'-le-in). Olein.

tri'onal. Sulphonethylmethane.

triorch'id, **triorch'is** (tri-or'kid, tri-or'kis) [G. *tri-*, three, + *orchis*, testicle.] One who has three testicles.

tri'ose. A monosaccharid, or sugar, having three carbon atoms in the molecule.

trio'tonol. Trade name of a mixture the glycerophosphates of calcium, sodium, and strychnine, in the proportion of $2\frac{1}{2}$ grains of each of the first two and gr. $\frac{7}{8}$ of the last, see *tonol*.

trio'tus [G. *tri-*, three, + *ous* (ot), ear.] A diprosopic monster with three ears.

triox'ide. Teroxide.

triox'ybenzophe'non. Salicyl-resorcinolketone, a compound obtained by heating together salicylic acid and resorcinol; antipyretic, analgesic, and antiseptic, in doses of gr. 5-15 (0.3-1.0).

trioxymeth'ylene. Paraform.

tripal'mitin. Palmitin.

trip'ara [L. *tri-*, three, + *parere*, to bear.] A woman who has borne three children in as many pregnancies.

triphalan'gia. A malformation consisting in the presence of three phalanges in the thumb or great toe.

triphar'macon, triphar'macum. A pharmaceutical compound containing three drugs.

triph'a'sic [G. *trīs*, thrice, + *phasis*, appearance.] Occurring in, or referring to, three phases or stages.

triphen'amine. A preparation of three salts of phenocoll, recommended in the treatment of rheumatism.

triphen'etol-guan'idin hydrochlo'ride. A local anesthetic recommended as a collyrium in 1 per cent. solution.

triph'e'nin. Propionylphenetidin, a crystalline powder, antipyretic and analgesic; recommended in rheumatism, influenza, headache, and neuralgia, in doses of gr. 5-15 (0.3-1.0).

triphthe'mia, triphthe'mia [G. *triplos*, pounded, rubbed, + *haima*, blood.] The loading of the blood with waste material. *t. carbonif'era*, *t.* resulting from the immoderate ingestion of carbohydrates.

Tripler's amputa'tion (tre-pe-a') [Léon Tripler, French surgeon, 1842-1891.] A modification of Chopart's amputation, in that a part of the calcaneus is also removed.

triple'gia [G. *tri-*, three, + *plēgē*, stroke.] Paralysis of an upper and a lower extremity and of the face, or of both extremities on one side and of one on the other.

triple (trip'l) [G. *triploos*.] Threefold, consisting of three parts. *t. phos'phate*, ammoniomagnesium phosphate. *t. stain*, see under *Ehrlich*. *t. vis'ion*, triptopia.

trip'let. 1. One of three children delivered at the same birth. 2. A set of three similar objects, as a compound lens in a microscope, formed of three planoconvex lenses.

trip'lex [L. *tri-*, three, + *plexus*; *plicare*, to fold.] Triple, threefold. *t. pills*, pilulæ triplices (N.F.).

triploblas'tic [G. *triploos*, threefold, + *blastos*, germ.] Formed of three blastodermic membranes.

triplo'pia [G. *triploos*, triple, + *ōps*(*ōp-*), eye.] A visual defect in which three images are seen of the same object.

trip'pod [G. *tri-*, three, + *pous*(*pod-*), foot.] 1. Three-legged. 2. A stand having three legs or supports. *Haller's t.*, celiac axis, arteria* cœliaca [BNA]. *vital t.*, the brain, the heart, and the lungs regarded as the three organs essential to life.

triproso'pus [G. *tri-*, three, + *prosōpon*, face.] A monster with three heads fused, leaving only parts of three faces.

trip'sis [G. rubbing.] 1. Trituration, 2. Massage.

trip'us [L.] Tripod. *t. cœli'acus*, celiac axis, arteria cœliaca [BNA].

triquet'rous [L. *triquetrus*.] Triangular. *t. bone*, (1) a Wormian bone; (2) os triquetrum [BNA].

triquet'rum. 1. Os triquetrum. 2. A Wormian bone.

trira'dial, trira'diate [L. *tri-*, three, + *radius*, ray.] Radiating in three directions. *t. fissure*, *t.*

sulcus. *t. pelvis*, pelvis triradiata *t. sulcus*, sulcus orbitalis.

trira'dius. The figure at the base of each finger on the palm, produced by rows of papillæ running in three directions so as to form a triangle; *Galen* *Δ* delta.

trisacchar'id, trisaccharide (tri-sak'kar-id) [G. *tri-*, three, + *sakcharis*, sugar.] A carbohydrate containing three saccharid groups plus a molecule of water (C₁₂H₂₂O₁₁); raffinose is a member of this group.

tri'salt. A salt each molecule of which contains three acid radicals with one atom of the base.

tri'smic. Relating to or marked by trismus.

tri'smoid [G. *trismos*, trismus, + *eidos*, resemblance. 1. Resembling trismus. 2. Trismus nascentium formerly regarded as a distinct variety due to pressure on the occiput during birth.

trismus (tri'zmus) [G. *trismos*, a creaking.] Lock-jaw, a firm closing of the jaw due to tonic spasm of the muscles of mastication from disease of the motor branch of the trigeminus; usually associated with, and due to the same cause as, general tetanus. *t. capistra'tus* [L. *capistrum*, a snare, congenital adhesion of the cheeks to the gums. *t. dolorif'icus*, tic douloureux. *t. nascentium*, *t. neonato'rum*, tetanus* neonatorum which usually begins with stiffness of the jaw muscles. *t. sardon'icus*, risus sardonius.

triani'trate. Trinitrate.

triaplanch'nic (tri-splank'nik) [G. *tri-*, three, + *planchnon*, viscus.] Relating to the three visceral cavities—skull, thorax, and abdomen. *t. nerve*, sympathetic nerve, see *systema* nervosum sympathicum*.

triste'arin. Stearin.

tristerna'nia [L. *tristis*, sad, + G. *mania*, frenzy.] Melancholia.

tristichia (tri-stik'i-ah) [G. *tri-*, three, + *stichē*, row.] The presence of three rows of eyelashes.

triub'stituted. In chemistry, having three hydrogen atoms replaced by three other atoms or radicals.

triul'phide. A chemical compound containing in each molecule three atoms of sulphur and one of the other element.

triul'cate. Marked by three grooves.

tritanopia (tri-tan-o'pi-ah) [G. *tritos*, third, + *anopia*.] Blue-blindness, blue being the third of the primary colors, red, green, and blue; see *anopia* and *protanopia*.

triticeoglossus (tri-tis'e-o-glos'us) [L. *triticeum* = *t. glōssa*, tongue.] Bochdalek's muscle, *m. triticeoglossus*.

triticeous (tri-tis'e-us). Of the size of a grain of wheat. *t. cartilage*, *t. nod'ule*, triticeum* cartilago triticea [BNA].

triticeum (tri-tis'e-um) [L. *triticeus*, relating to *triticeum*, a grain of wheat.] Corpus triticeum cartilago triticea [BNA], a small cartilaginous (sometimes bony) nodule often present in the hyothyroid membrane of the larynx.

trit'icum [L. wheat, from *terere*, to thresh.] (U.S.) Couch-grass; the rhizome of *Agropyron repens*, witch-grass, quick-grass; diuretic in doses of 3*ss* (8.0) in infusion. *t. repens*, triticum.

trit'opine [G. *tritos*, third, + *opium*, opium.] An alkaloid derived from the mother liquor of morphine, C₂₁H₂₇N₃O₇, occurring in prismatic crystals or a white powder; its action resembles that of strychnine.

tritotox'in. A hypothetical form of toxin in various bacterial cultures, which has less affinity for antitoxin than has deuterotoxin.

tritoxide. Trioxide.

trituber'cular. Tricuspid.

trit'urable. Capable of being triturated.

trit'urate [L. *triturare*.] 1. To rub to a fine powder, specifically to powder a drug very fine and mix it thoroughly with a definite proportion of sugar of milk. 2. Trituration. **tablet t.**, a compressed tablet of a medicated powder rubbed up with sugar of milk.

trituration [L. *triturare*, to rub, grind, triturate.] Trituration, a term in homeopathic pharmacy, adopted by the U.S.P., to denote a powder prepared by triturating together definite quantities of a medicinal substance and sugar of milk. In homeopathic pharmacy the triturations are in the proportion of one part of the drug to 9 parts of sugar of milk (decimal), or of 1 of the drug to 99 of sugar of milk (centesimal trituration); in the U.S.P. the general formula is 10 parts of the drug to 90 of sugar of milk. **t. elateri'ni** (U.S.), trituration of elaterin; elaterin 10 parts, sugar of milk 90; dose, gr. $\frac{1}{4}$ -1 (0.015-0.06).

trituration [L. *trituratio*.] 1. Trituration. 2. The act of reducing a drug to a fine powder, and at the same time incorporating it thoroughly with sugar of milk, by rubbing the two together in a mortar. **tritu'rium.** A vessel used to hold liquids of different densities, which rise to their respective levels and are then drawn off.

tri'valence. The property of being trivalent.

tri'valent [L. *tri-(tres)*, three, + *valere*, to have power.] Having the combining power of three atoms of hydrogen.

tri'valve. Provided with three valves, as a speculum with three diverging blades.

trizo'nal. Having, or arranged in, three zones or layers.



TROCAR AND CANNULA.

tro'car [Fr. *trois*, three, + *carre*, side.] An instrument for withdrawing fluid from a cavity, or for use in paracentesis; it consists of a metal tube (*cannula*), open at both ends, in which fits a rod with a sharp three-cornered tip, which is withdrawn after the instrument has been pushed into the cavity. The term *trocar* is usually applied to the rod with sharpened tip alone, the entire instrument being designated trocar and cannula.

troch. Abbreviation of L. *trochiscus*, troche.

trochanter (tro-kan'ter) [G. originally the head of the femur.] One of the bony prominences, developed from independent osseous centers, near the upper extremity of the femur; there are two in man, three in the horse. **greater t.**, t. major. **lesser t.**, t. minor. **small t.**, t. minor. **third t.**, t. tertius, tuberositas glutea. **t. major**, great t., a strong process at the upper and outer part of the shaft of the femur, overhanging the root of the neck; it gives attachment to the gluteus medius, pyriformis, obturator internus, and gemelli muscles. **t. minor**, lesser t., a pyramidal process projecting from the inner and upper part of the shaft of the femur at the line of junction of the shaft and the neck; it receives the insertion of the psoas magnus and iliacus (ilio-psoas) muscles. **t. ter'tius**, third t., an occasional process at the upper end of the outer lip of the linea aspera of the femur, about on a level with the small t., giving insertion to the greater

part of the gluteus maximus muscle; gluteal tuberosity.

trochanterian, trochanteric (tro-kan-te'ri-an, tro-kan-ter'ik). Relating to a trochanter, especially the trochanter major.

trochantin (tro-kan'tin). Trochanter minor.

trochantinian (tro-kan-tin't'an). Relating to the lesser trochanter.

trochar (tro'car). Trocar.

troche (trók, tro'ke) [G. *trochos*, a pill.] Lozenge, a medicated disc intended to be dissolved in the mouth, the contained drug acting locally upon the mucous membrane of the mouth or throat; see *trochiscus*.

trochin (tro'kin). The lesser tuberosity of the head of the humerus, tuberculum minus [BNA].

trochinian (trók-kin't'an). Relating to the trochin. **trochisci**, gen. *trochisco'rum* (tro-kis'si). Plural of *trochiscus*;* troches, lozenges, pastils.

t. ac'idli benzo'ici (Br.), benzoic acid lozenges, contain each gr. $\frac{1}{2}$ (0.03) of benzoic acid in a fruit basis; used for hoarseness.

t. ac'idli carbol'ici (Br.), carbolic acid or phenol lozenges, contain each gr. 1 (0.06) in a tolu basis; used in stomatitis.

t. ac'idli tan'nici (U.S., Br.), troches of tannic acid, tannic acid lozenges, contain each gr. 1 (0.06) in sugar basis (U.S.), gr. $\frac{1}{2}$ (0.03) in fruit basis (Br.); employed in relaxed condition of the uvula and pharynx.

t. ammo'nii chlo'ridi (U.S.), troches of ammonium chloride, contain each gr. 1 $\frac{1}{2}$ (0.1) of ammonium chloride in a tolu basis; used in chronic bronchitis.

t. bismuth'i compos'iti (Br.), compound bismuth lozenges, contain each gr. 2 (0.13) of bismuth oxy-carbonate and of heavy magnesium carbonate and gr. 4 (0.26) of precipitated calcium carbonate in a rose basis; employed in gastric acidity and diarrhea.

t. catechu (Br.), catechu lozenges, **t. gambir** (U.S.), contain each gr. 1 (0.06) in a simple (sugar) basis; used in relaxed conditions of the uvula and pharynx.

t. cube'bæ (U.S.), troches of cubeb, contain each gr. $\frac{1}{2}$ (0.02) of oleoresin of cubeb, flavored with oil of sassafras and licorice, in a tolu basis; employed in subacute laryngitis and pharyngitis.

t. eucalypt'i gum'mi (Br.), eucalyptus gum lozenges, red gum lozenges, contain each gr. 1 (0.06) in a fruit basis; used to relieve cough in laryngitis.

t. fer'ri reduct'i (Br.), reduced iron lozenges, contain each gr. 1 (0.06) in a simple (sugar) basis; used in anemia.

t. gam'b'ir (U.S.), troches of gambir, **t. catechu** (Br. and U.S. 1890), contain each gr. 1 (0.06) in a sugar basis; used in relaxed conditions of the uvula and pharynx.

t. glycyrrh'izæ et o'pii (U.S.), troches of glycyrrhiza and opium, licorice and opium lozenges, Wistar's cough lozenges, contain each gr. 2 $\frac{1}{2}$ (0.14) of extract of licorice and gr. $\frac{1}{2}$ (0.005) of opium in a sugar basis; used to relieve cough in bronchitis and pharyngitis.

t. guaia'ci res'i'næ (Br.), guaiacum resin lozenges, contain each gr. 3 (0.2) in a fruit basis; used to loosen a cough.

t. ipecacuan'hæ (Br.), ipecac lozenges, contain each gr. $\frac{1}{2}$ (0.015) in a fruit basis; used in the dry stage of laryngitis or bronchitis.

t. krame'riæ (U.S., Br.), troches of krameria, rhatany lozenges, contain each gr. 1 (0.06) of extract of krameria in a sugar (U.S.) or fruit (Br.) basis; used in relaxed conditions of the uvula and pharynx.

t. krame'riæ et coca'i'næ (Br.), krameria (rhatany) and cocaine lozenges, contain each gr. 1 (0.06) of extract of krameria and gr. $\frac{1}{2}$ (0.003) of cocaine hydrochloride in a fruit basis; used in sore throat.

t. morph'i'næ (Br.), morphine lozenges, contain each gr. $\frac{1}{2}$ (0.0018) of morphine hydrochloride in a tolu basis; used to relieve bronchial and laryngeal cough.

t. morph'i'næ et ipecacuan'hæ (Br.), morphine and ipecac lozenges, contain each gr. $\frac{1}{2}$ (0.0018) of morphine hydrochloride and gr. $\frac{1}{2}$ (0.005) of ipecac in a tolu basis; used to relieve cough in the dry stage of bronchitis.

t. potas'sii chlora'tis (U.S., Br.), troches of potassium chlorate, potassium chlorate lozenges, contain each gr. $\frac{3}{4}$ (0.14) in a sugar basis (U.S.), gr. 3 (0.2) in a rose basis (Br.); used in aphthous and other forms of stomatitis.

t. santoni'ni (U.S., Br.), troches of santonin, santonin lozenges, contain each gr. $\frac{1}{4}$ (0.03) (U.S.), gr. 1 (0.06) (Br.), in a simple (sugar) basis; anthelmintic.

t. so'dii bicarbona'tis (U.S., Br.), troches of sodium bicarbonate, sodium bicarbonate lozenges, contain each gr. $\frac{3}{4}$ (0.18) flavored with nutmeg in a sugar basis (U.S.), gr. 3 (0.2) in a rose basis (Br.); employed in gastric acidity.

t. sul'phuris (Br.), sulphur lozenges, contain each gr. 5 (0.3) of sulphur and gr. 1 (0.06) of acid potassium tartrate in a sugar basis; used in chronic diseases of the liver and intestines, and in skin and articular affections.

trochiscus, pl. *trochisci* (tro-kis'kus) [L. from G. *trochiskos*, a small disc.] Troche, pastil, lozenge; a term used by the U.S.P. and B. P. to denote a solid, usually flattened, disc-like body, composed of a solidifying paste containing an astringent, antiseptic, or demulcent drug, with which it is desired to treat locally the mouth or throat, the troche being held in the mouth until dissolved. The vehicle or base of the troche is usually sugar, made adhesive by admixture with acacia or tragacanth, fruit paste, made from black or red currants, confection of rose, or balsam of tolu. (For the official troches see under *trochisci*.)

trochiter (trok't-er.) The greater tuberosity of the humerus, tuberculum majus [BNA]; cf. *trochin*.

trochiterian (trok-i-te'r-i-an). Relating to the trochiter.

trochlea (trok'le-ah) [L. pulley.] 1. A structure serving as a pulley. 2. A smooth articular surface of bone upon which another glides. 3. [BNA] A fibrous loop in the orbit, near the internal angular process of the frontal bone, through which passes the tendon of the superior oblique muscle of the eye. **t. fem'oris**, the smooth anterior depression between the condyles of the femur; facies patellaris [BNA]. **t. hu'meri** [BNA], trochlea or pulley of the humerus, the grooved surface at the lower end of the humerus articulating with the great sigmoid cavity of the ulna. **t. labyrin'thi**, cochlea. **t. phalan'gis** [BNA], pulley of the phalanx, the rounded articular or condyloid surface at the distal end of the first and second phalanx of each finger and toe. **t. tali** [BNA], pulley of the ankle-bone, the saddle-shaped articular surface of the ankle-bone articulating with the under surface of the tibia.

trochlear (trok'le-ar). Relating to a trochlea, especially the trochlea of the superior oblique muscle of the eye.

trochleariform (trok-le-ar'i-form) [L. *trochlearis*, relating to a pulley, + *forma*, form.] Trochleariform, pulley-shaped.

trochlearis (trok-le-a'ris). 1. Musculus obliquus superior. 2. Nervus trochlearis.

trochleator (trok-le-a'tor). Nervus trochlearis.

trochleiform (trok'le-i-form) [L. *trochlea*, pulley, + *forma*, form.] Trochlear; pulley-shaped, trochleariform.

trochocardia (trok-o-kar'di-ah) [G. *trochos*, wheel, + *kardia*, heart.] A rotary displacement of the heart around its axis.

trochocephalia, **trochocephaly** (trok-o-sē-fa'li-ah, trok-o-sēf'a-li) [G. *trochos*, wheel, + *kephalē*, head.] Roundheadedness; a deformity of the skull due to premature partial ossification of the frontal suture.

trochoid (tro'koyd) [G. *trochos*, wheel, + *eidōs*, re-

semblance.] Revolving, rotating; noting a revolving or wheel-like articulation.

trochoides (tro-ko-e'des). A lateral gingivum, a rotary joint, such as the superior radioulnar or the atlantoepistropheic joint.

trochiorhocardia (trō-kor'i-zo-kar'di-ah). (combined trochocardia and horizocardia.

Troeltsch's corpuscles (trēlch) [Anton Friedr. Troeltsch, German otologist, 1829-1890.] Minute spaces, resembling corpuscles, between the radial fibers of the drum membrane of the ear. T.'s pock'ets or recess'es, two folds, anterior and posterior, in the mucous membrane covering the tympanic surface of the drum membrane, one on either side of the handle of the malleus, recessus membranæ tympani anterior and posterior [BNA].

Troisier's ganglion (troah-ze-a') [Émile Troisier, French physician, *1844.] Supraclavicular cancerous adenopathy, symptomatic of carcinoma of one of the thoracic or abdominal viscera.

Trolard's vein (trō-lar') [Paulin Trolard, French anatomist in Algiers, contemporary.] An occasional anastomotic loop uniting the superior Sylvian vein with the superior longitudinal sinus.

troll'ey-buzz. Tinnitus aurium affecting motormen and conductors on noisy trolley-cars.

troll'ey-eye. Conjunctivitis supposed to be due to brass poisoning contracted by motorman rubbing the eyes after continually handling the handle of a brake; choleitis.

troll'ey-sickness. Carsickness.

Trombid'ium. A genus of mites, many of which attack man, producing an eruption similar to that caused by the harvest-mites; sometimes confused, and possibly identical, with *Tetranychus mus'cae domes'ticæ*, a parasite of the house-fly employed in homeopathic therapeutics.

trombid'ium [Trombidium, a genus of mites] in homeopathic practice a trituration made from the parasitic red acarus of the fly, *Trombidium musca domestica*; employed in the treatment of dysentery, especially when the symptoms are made worse by eating and drinking, in doses of the 6th to the 30th potency.

Trommer's test [Trommer, German chemist, 1811-1879.] For sugar in the urine; to the suspected urine, made alkaline with caustic potassa, is added a 10 per cent. copper sulphate solution, a drop by drop until the blue precipitate no longer dissolves on shaking; then the upper part of the fluid is heated carefully, and if grape sugar is present a yellowish red color of copper appears.

tromoma'nia [G. *tromos*, a trembling, + *mania*, frenzy.] Delirium tremens.

tro'na. A native sodium carbonate.

tropacocaine (tro-pah-ko'kah-ēn). Benzoyl-propitropine, an alkaloid obtained from Java leaves; a local anesthetic, but much less mydriatic than cocaine; used in the form of a 1 per cent. hydrochloride, for intraspinal anesthesia and in ophthalmology and dentistry in 3 to 10 per cent. solutions.

tropæ'olin [G. *tropaios*, a change.] One of a group of sulphonic-acid orange dyes.

tro'pate. A salt of tropic acid.

tropéin (tro'pe-in). A mydriatic alkaloid.

tropé'olin. Tropæolin.

trophede'ma, **trophede'ma** [G. *trophē*, nourishment, + *oídema*, swelling.] Chronic edema of the extremities, not due to cardiac or renal disease.

trophe'ma [G. *trophē*, nourishment, + *haima*, blood.] The nutrient blood of the uterine mucosa.

troph'esy [G. *trophē*, nourishment.] The results of any disorder of the trophic nerves.

troph'ic. Relating to or dependent upon nutrition.

t. center, a nerve-center regulating nutrition.

t. nerve, a nerve regulating the nutritive functions.

t. neuro'sis, trophoneurosis.

trophicity (trō-fis'ti-ty). A trophic influence or condition.

troph'ism. 'Trophicity.

tro'phoblast [G. *trophē*, nourishment, + *blastos*, germ.] 1. The characteristic tissue of the asexual generation in the development of the organism.

2. An epiblastic layer which has no part in the development of the embryo, or the outer layer of cells enveloping the morula in the cystic stage.

trophoblasto'ma [tro'phoblast + G. *-ōma*.] Chorio-epithelioma.

trophoblas'tic. Relating to the trophoblast.

trophochrom'id'ia [G. *trophē*, nourishment, + *chrom'idia*.] Non-germinal or vegetative extranuclear chromatin masses, found in certain protozoan forms.

trophoderm (trof'o-durm) [G. *trophē*, nourishment, + *derma*, skin.] A layer of cells on the outer surface of the ectoderm in the mammalian blastodermic vesicle; it effects the implantation of the ovum, or attachment to the wall of the uterus, and dissolves the uterine tissues with which it comes in contact in order to supply nutrition to the embryo.

trophoedema (trof-o-e-de'mah). Trophedema.

tropholecithus (trof-o-les'ti-thus) [G. *trophē*, nourishment, + *lekithos*, yolk.] The food-yolk, vitellus* nutritivus.

trophol'ogy [G. *trophē*, nourishment, + *-logia*.] The science of nutrition.

trophoneuro'sis, pl. *trophoneuro'ses* [G. *trophē*, nourishment, + *neuron*, nerve, + *-ōsis*.] A trophic disorder, such as atrophy, hypertrophy, or a skin eruption, occurring as a consequence of disease or injury of the trophic nerves of the part. **dissem'inated t.**, scleroderma. **fa'cial t.**, facial hemiatrophy.* **lin'gual t.**, progressive lingual hemiatrophy.* **muscular t.**, progressive muscular atrophy.* **Rom'berg's t.**, facial t.

trophoneurot'ic. Relating to a trophoneurosis.

troph'onine. Trade name of a predigested food said to contain beef-albumin, the gluten of wheat, and the yolk of eggs.

trophono'sis, trophon'oeus [G. *trophē*, nourishment, + *nosos*, disease.] Any disorder of nutrition or metabolism or disease resulting therefrom.

trophonu'cleus [G. *trophē*, nourishment.] The nucleus in protozoa which is concerned with the vegetative metabolic functions, distinct from the gonad, or germ, nucleus; macronucleus.

trophopath'ia, trophop'athy [G. *trophē*, nourishment, + *pathos*, suffering.] 1. A disorder of nutrition. 2. A trophic disease, one due to excessive, deficient, or perverted nutrition, either local or general; trophonosus.

trophoplasm [G. *trophē*, nourishment, + *plasma*, a thing formed.] The achromatin or supposed formative substance of a cell.

troph'oblast. A plastid.

trophospon'gia [G. *trophē*, nourishment, a brood, + *spongia*, a sponge.] 1. Certain chromatin-staining canalicular structures described by Holmgren in the protoplasm of intestinal epithelia and other cells. 2. A layer of cells between the decidua membrane and the trophoblast.

trophotax'is [G. *trophē*, nourishment, + *taxis*, arrangement.] Trophotropism.

trophot'onus [G. *trophē*, nourishment, + *tonos*, tension.] Rigidity of muscular or other contractile tissue due to disordered nutrition.

trophot'ropism [G. *trophē*, nourishment, + *tropos*, a turning.] Chemotaxis of living cells in relation to nutritive material; it may be *positive*, toward, or *negative*, away from, nutritive material.

trophozoite (trof-o-zo'it) [G. *trophē*, nourishment, + *zōon*, animal.] Schizont.

trophotrop'ic. Relating to trophotropism.

trop'ic acid. An acid, $C_8H_{10}O_8$, derived from atropine by hydrolysis when it is treated with barium hydroxide.

trop'ical. Relating to the tropics. **t. abscess**, an abscess of the liver occurring in residents in the tropics, usually a sequel of dysentery. **t. ane'mia**, anemia, or often simply a pallor without blood changes, affecting natives of northern regions sojourning in the tropics. **t. boil**, oriental boil.* **t. cachex'ia**, a cachectic condition affecting residents in the tropics, associated or not with evident lesions of the liver, spleen, or other organs, often a malarial cachexia. **t. lichen**, prickly heat, lichen tropicus. **t. measles**, a disease of uncertain character, somewhat resembling roetheln, occurring in southern China. **t. phagede'na**, an atonic ulcer affecting residents in southern Asia.

tro'pidine. A decomposition product of atropine and cocaine, an oily liquid, $C_8H_{11}N$, having the odor of coniine.

tro'pine. A crystalline substance, $C_8H_{11}NO$, derived from atropine, together with tropic acid by hydrolysis with barium hydroxide.

tro'pism [G. *tropē*, a turning.] The phenomenon observed in living organisms of moving toward (*positive t.*) or away from (*negative t.*) a focus of light, heat, or other stimulus; taxis (3).

tropom'eter [G. *tropē*, a turning, + *metron*, measure.] Any instrument for measuring the degree of rotation or torsion, as of the eyeball, of the shaft of a long bone, etc.

tro'pon. Trade name of a special albuminous food preparation.

Trousseau's disease' (troo-so') [Armand Trousseau, French physician, 1801-1867.] 1. Bonfil's disease, adenitis, generalized hypertrophy of the lymphatic glands without hyperleucocytosis. 2. Gastric vertigo. **T.'s diuret'ic wine**, vinum digitalis compositum. **T.'s point**, a painful point, in neuralgia, at the spinous process of the vertebra below which arises the offending nerve. **T.'s sign or symp'tom**, return of the spasms in tetany on compression of the main vessel or nerve of the limb. **T.'s spots**, taches cérébrales. **T.'s test**, Maréchal's* test.

Trousseau-Lallemand bod'ies (troo-so'la-mahn') Same as Lallemand's* bodies.

troy weight. A system of weights, now used only by jewellers; the grain and the ounce are the same as those of apothecaries' weight.

true [A.S. *treowu*.] Genuine, real, not false. **t. pelvis**, pelvis minor. **t. rib**, costa vera, see *rib*.

truncal (trung'kal). Relating to the trunk of the body or to any arterial or nerve-trunk, etc.

truncate (trung'kât) [L. *truncare*, to cut off.] Truncated, cut across at right angles to the long axis, or appearing to be so cut.

trun'cus, gen. and pl. *trunci* [L. stem, trunk.] 1. The body, excluding the head and extremities; torso. 2. A primary nerve or blood-vessel before its division. 3. A large collecting lymphatic vessel. **t. bronchiomediastina'lis dexter** [BNA], right bronchomediastinal trunk, a lymphatic vessel arising from the union of the efferent

lymphatics from the bronchial and mediastinal nodes of the right side, and discharging into the right lymphatic duct. *t. corporis callo'si* [BNA], trunk or body of the corpus callosum, the main arched portion of the corpus callosum. *t. costo-cervic'a'lis* [BNA], the beginning of the superior intercostal artery, regarded as an independent trunk giving off two branches—an ascending, cervicalis profunda, and a descending, intercostalis suprema. *t. intestin'a'lis commu'nis* [BNA], common intestinal lymphatic trunk, conveying lymph from the lower part of the liver, the stomach, spleen, pancreas, and small intestine; it discharges into the cisterna chyli. *t. jugula'ris* [BNA], jugular lymphatic trunk or duct, one on each side conveying the lymph from the head and neck; that on the right side empties into the right lymphatic duct, that on the left into the thoracic duct. *t. lumba'lis* [BNA], lumbar lymphatic trunk, one of two lymphatic ducts conveying lymph from the lower extremities, pelvic viscera and walls, large intestine, kidneys, and suprarenal capsules; they discharge into the cisterna chyli. *t. sub-cla'vius* [BNA], subclavian lymphatic trunk or duct, formed by the union of the vessels draining the lymph-nodes of the left upper extremity, emptying into the thoracic duct at the root of the neck. *t. sympath'icus*, sympathetic trunk, see *systema nervorum sympathicum*. *t. thyroo-cervic'a'lis* [BNA], thyroid axis; a short arterial trunk arising from the subclavian and dividing generally into three branches—thyroidea inferior, transversa colli, and transversa scapulae.

Trunccek's serum (troo'net-sek) [C. Trunccek, Prague physician, contemporary.] A solution of alkaline salts in the relative proportions in which they exist in the blood, proposed for the treatment of arteriosclerosis; the formula is: sodium phosphate, 0.15; sodium carbonate, 0.21; potassium sulphate, 0.40; sodium sulphate, 0.44; sodium chloride, 4.92; distilled water, 200; this is given by hypodermic injection in doses of $3\frac{1}{2}$ (2.0), gradually increased to $32\frac{1}{2}$ (10.0) daily.

trunk [L. *truncus*.] 1. The torso, the body exclusive of head and extremities. 2. The main stem of a tree from which the branches arise. 3. The main stem of a blood-vessel, lymphatic, or nerve.

truss [Fr. *trousser*, to tie up, to pack.] An instrument used to prevent the return of a reduced hernia or the increase in size of an irreducible hernia; it consists of a pad for making pressure, so as to occlude the canal or opening in the abdominal wall; this is attached to a belt and is kept in place by a spring or a strap passing under the perineum.

Trypanoplas'ma [G. *trypanon*, auger, + *plasma*, anything formed.] A genus of flagellate *Protozoa*, the members of which have a body of varying shape with an undulating membrane and a flagellum projecting from either extremity; all the known forms are parasitic in the blood of fishes.

Trypanosoma [G. *trypanon*, an auger, + *sōma*, body.] A genus of flagellate *Protozoa*, the members of which have a spindle-shaped body with an undulating membrane on one side and a single flagellum. The trypanosomes are parasitic in the blood plasma of a vertebrate (only a few being pathogenic) and as a rule have an intermediate host, an invertebrate animal, in which the sexual cycle occurs. The pathogenic forms cause sleeping-sickness in man and a number of diseases in animals. *T. bru'cei*, the parasite of nagana or tsetse fly disease. *T.*

dimor'phon, the pathogenic parasite of *Gambian* horse disease. *T. equi'nium*, the parasite of mal de caderas. *T. equiper'dum*, the parasite of dourine. *T. ev'anal*, the parasite of extra. *T. gambien'se*, the parasite of sleeping-sickness. *T. hipp'icum*, the parasite of murrina. *T. im-pina'tum*, a species found in the blood of a frog. *T. lew'isi*, a non-pathogenic parasite in the blood of rats. *T. luisa*, the supposed female sexual form of *Treponema pallidum*. *T. net-tum*, a species found in the blood of the owl, the intermediate host being *Culex pipiens*. *T. os-guinis*, the earliest discovered species, having been found in the blood of the frog in 1843. *T. thei'leri*, causes galzielte (gall-sickness) in cattle. *T. uganden'se*, *T. gambiense*. *T. viverra*, a species in the blood of the tortoise.

Trypanosomat'ida. An order of *Zoömanthropo-zoa* embracing elongated forms with undulating membrane and one or two flagella, one of which runs along the edge of the undulating membrane; the members of this order are, so far as known, parasitic.

trypanosome (tri'pan-o-sōm). Any protozoan of the genus *Trypanosoma*; all of them, so far as known, are parasitic in the blood of vertebrates though not all are pathogenic. *t. fever*, sleeping sickness.

trypanosomi'asis. Any disease caused by a trypanosome.

try'pan-red. A brownish red powder derived from benzopurpurine by the action of sulphuric acid; it is employed in gastric ulcer and as a remedy either curative or prophylactic, for trypanosomiasis, in doses of gr. 5-8 (0.3-0.5).

try'paro'san. Chlorinated parafuchsin, employed in the treatment of trypanosomiasis.

try'pe'sis [G. boring.] Trephining.

try'p'in [G. *trypsis*, a rubbing, referring to the mode of preparation by trituration.] The proteolytic splitting ferment of the pancreas, it differs from pepsin in that it acts better in a slightly alkaline medium such as it finds in the intestine. It is used in medicine in cases of intestinal indigestion in doses of gr. 8-15 (0.5-1.0) in keratin capsules or pills or capsules; it is also used to peptonize meat and as a solvent of diphtheritic membrane and has been given by hypodermic injection in connection with amylopin in the treatment of cancer.

trypsin'ogen, **tryp'sogen** [*trypsin* + G. *genna*, source.] A substance secreted by the pancreas which is converted into trypsin by the action of enterokinase.

try'ptic. Relating to trypsin, as *tryptic digestion*.

try'p'tone. A modified albumin, analogous to peptone, produced by the action of trypsin on a protein.

tryptone'mia, **tryptona'mia**. The presence of tryptone in the blood.

try'p'tophan [*trypsin* + G. *phanos*, bright.] A product of the digestion of protein by trypsin; it is chromogenic, producing a violet color with chlorine or bromine solution. *t. test*, for cancer of the stomach; a test meal of bread and sweetened water or an ordinary meal, without coffee or other dark matter, is withdrawn at the end of an hour, filtered, and tested with bromine water for tryptophan; the presence of the latter indicates cancer.

T.S. Abbreviation of test solution.

tset'se [S. African native name.] *Tsetse-fly*, a dipterous insect of the genus *Glossina*, the intermediate host, or at least the transmitter.

of the pathogenic trypanosomes of sleeping-sickness and nagana.

tsu'ga [Jap. evergreen.] A genus of coniferous trees, the hemlocks. **T. canadensis**, the hemlock-spruce, the source of pix canadensis, Canada pitch. **tsutsugamushi disease** [Jap. *mushi*, bug.] Japanese* river fever.

T. tet'anase [=tetanizing.] v. Behring's term for the constituent of tetanus toxin which excites the tetanic spasm.

T.U. Abbreviation for toxic unit.*

tub. To treat by means of the cool bath.

tu'ba, gen. and pl. **tubæ** [L. a straight trumpet.]

A tube, or a tube-like structure or canal. **t. acus'tica**, **t. auditiva**. **t. audit'va** [BNA], auditory tube, Eustachian tube, a tube leading from the tympanic cavity to the nasopharynx; it consists of an osseous (posteroexternal) portion at the tympanic end, and a fibrocartilaginous (anterointernal) portion at the pharyngeal end; where the two portions join, in the region of the sphenopetrosal fissure, is the narrowest portion of the tube, the isthmus. **t. eustachia'na**, **t. Eusta'-chii**, Eustachian tube, tuba auditiva [BNA]. **t. fallopia'na**, **t. Fallo'pii**, Fallopian tube, tuba uterina [BNA]. **t. uteri'na** [BNA], oviduct, Fallopian tube, salpinx, one of the tubes, leading on either side from the fundus of the uterus to the upper or outer extremity of the ovary.



TSETSE FLY.

tu'bage. The introduction of a tube into a canal; intubation of the larynx.

tu'bal. Relating to a tube, especially the Fallopian tube, or oviduct.

tub'ba, **tub'bæ**. Crab-yaws; yaws, or frambœsia, attacking the soles of the feet or palms of the hands.

tube [L. *tubus*.] 1. A hollow cylinder or pipe. 2. A canal or tubular organ, tuba, tubule. **air t.**, the trachea, or a bronchus or any of its branches conveying air to the lungs. **Bellini's t.**, **Crookes' t.**, **O'Dwyer's t.**, etc., see the proper names. **card'iac t.**, the primitive heart in the embryo consisting in a simple tube which becomes bent upon itself and finally broadens out into pouches which become the auricles (atria) and ventricles; the original tube is believed to persist as a band of fibers constituting the auriculoventricular bundle.* **cor'neal t.**, a tube-like artefact between the lamellæ of the cornea. **drain'age t.**, drain (2). **feeding t.**, a flexible tube passed through the esophagus into the stomach, through which liquid food is poured. **intuba'tion t.**, **O'Dwyer's* t.** **med'ullary t.**, the primitive neural canal in the embryo from which are developed the brain and spinal cord. **otopharyn'-geal t.**, Eustachian t., tuba* auditiva [BNA]. **ova'rian t.**, see *Pfueger's* tubes*. **stomach t.**, a flexible tube passed into the stomach for use in lavage or in forcible feeding. **test t.**, see *test-tube*. **tracheot'omy t.**, a curved silver tube used to keep the opening free after tracheotomy. **u'terine t.**, Fallopian t., tuba* uterina [BNA].

tu'ber, pl. **tu'bera** [L.] 1. A localized swelling, a knob. 2. A subterranean enlargement of the branches of the rhizome of certain plants, such as the potato. 3. Tuber cinereum. **t. annula're**, pons Varolii. **t. ante'rius**, **t. cinereum**. **t. calca'nei** [BNA], calcanean tuber, the posterior

extremity of the calcaneus, or os calcis, forming the projection of the heel. **t. calcis**, **t. calcanei**. **t. can'dicans**, pl. **tu'bera candican'tia**, corpus albicans. **t. cine'reum** [BNA], ashen (gray) tuber, a small slightly raised area of gray matter in the interpeduncular space between the corpora mamillaria and the optic chiasm. **t. coch'leæ**, promontorium (2). **t. cor'poris callo'si**, splenium corporis callosi. **t. dorsa'le**, **t. vermis** [BNA]. **t. Eusta'chii**, see *Eustachian*. **t. fronta'le** [BNA], frontal tuber, frontal eminence; the most prominent portion of the forehead on either side. **t. ischiad'icum** [BNA], sciatic tuber, tuberosity of the ischium; a rough pyriform mass at the angle formed by the two rami of the ischium, giving attachment to the semimembranosus and the biceps and semitendinosus muscles. **t. maxil-la're**, maxillary tuberosity; the bulging lower extremity of the posterior surface of the body of the maxilla, behind the root of the wisdom tooth. **t. olfacto'rium**, tuberculum olfactorium. **t. omen-ta'le**, a projection on the under surface of the left lobe of the liver to the right of the gastric impression; it is so called because the lesser omentum is in front of it. **t. omenta'le pancre'atis**, a prominence at the junction of the neck and body of the pancreas, which projects against the small omentum when the stomach is distended. **t. parieta'le** [BNA], parietal tuber, parietal eminence, a prominent portion of the parietal bone, a little above the center of its external surface, usually corresponding to the point of maximum width of the head. **t. ra'dii**, tuberositas radii. **t. ver'mis** [BNA], tuber of the vermis, tuber valvulæ, the posterior division of the inferior vermis of the cerebellum. **t. zygomat'icum**, a slight prominence near the origin of the zygomatic process of the temporal bone.

tu'bercle [L. *tuberculum*, dim. of *tuber*, a swelling.]

1. A circumscribed, rounded, solid elevation on the skin, mucous membrane, or surface of an organ. 2. The lesion of tuberculosis, consisting of a small isolated nodule or aggregation of nodules, formed of epithelioid and giant cells, which are prone to undergo caseation. 3. Same as tuberculosis. 4. A slight elevation from the surface of a bone giving attachment to a muscle or ligament; tuberosity. 5. In dentistry, a cusp. [For the anatomical tubercles, see *tuberculum*.] **anatom'ical t.**, verruca necrogenica, lupus* verrucosus (2); post-mortem wart.* **dissec'tion t.**, post-mortem wart.* **fib'rous t.**, one in which there is a marked increase in the connective-tissue reticulum, showing an attempt at cure. **hy'aline t.**, the early stage of coagulation necrosis, marked by hyaline degeneration of the reticulum of the t. **pearl'y t.**, milium. **prim'itive t.**, one of the clusters of cells of which the ordinary t. (lesion of tuberculosis) is composed. **retic'ulated t.**, the ordinary lesion of tuberculosis, tubercle (2). **seba'ceous t.**, milium. **t. bacil'lus**, *Bacillus tuberculosis*. **Zuck'erkandl's t.**, nasal tonsil.*

tuber'cula. Plural of tuberculum. **t. doloro'sa**, multiple cutaneous myomata or neuromata, painful on pressure.

tuber'cular. 1. Relating to or marked by tubercles or nodules on the skin or in the tissues, tuberculated, nodular. 2. Tuberculous.* **t. lep'rosy**, see under *leprosy*. **t. syph'ilide**, cutaneous gum-mata.

tuberculase (tu-bur'ku-lāz). An extract of tubercle bacilli employed by v. Behring as an immunizing substance against bovine tuberculosis; see v. *Behring's tuberculin*.*

tuber'culate, tuber'culated. Tubercular, nodular. **tubercula'tion.** 1. The formation of tubercles or nodules. 2. The arrangement of tubercles or nodules in a part.

tuberculide (tu-bur'ku-léd) [Fr.] A lesion of the skin due to the action of the toxins of tuberculosis.

tuber'culin. A preparation made from cultures of the tubercle bacillus, employed as a means of diagnosis and in the treatment, by active immunization, of tuberculosis.

alkaline t., TA, an extract of triturated tubercle bacilli, obtained by treatment with a decinormal solution of caustic soda.

bac'illary emul'sion, BE; new tuberculin in which the pulverized bacilli are not removed by centrifugation, but are allowed to settle as much as they will, after which the supernatant fluid is mixed with equal parts of glycerin.

v. Behr'ing's t., (1) an extract made by the treatment of tubercle bacilli with chloral hydrate and alcohol is called *tuberculase*; the process is very complicated; the preparation is now recommended solely for the immunizing treatment of tuberculous cattle; (2) *tulase* is a somewhat similar preparation obtained by treating tubercle bacilli with chlorides; it is employed by v. Behring in the prevention of tuberculosis in children, being given in milk.

Beran'ek's t., this is prepared by adding to the extracellular toxins, obtained from a bouillon culture of the tubercle bacillus, the intracellular toxins extracted from the protoplasm of the bacilli by phosphoric acid.

bouillon fil'trate, bouillon fil'tré, BF; this is practically the same as non-concentrated old t. (TO), that is, TO of $\frac{1}{2}$ strength; a similar preparation is made by the manufacturers of Koch's tuberculins, and called by them TOA (*tuberculin original alt*).

Buch'ner's t., tuberculoplasmin, a preparation made by triturating dried tubercle bacilli with sand, and expressing under hydraulic pressure.

Calmette's t., purified t., TP [*tuberculin precipitation*]; prepared by precipitating old t. with 94 per cent. alcohol, washing, dissolving in water, and filtering; this is again precipitated with alcohol, washed, and dried; it is prepared in tablets or in aqueous solution, and is used in testing for tuberculosis by means of Calmette's ophthalmoreaction.

Denny's t., see *bouillon filtrate* in this table.

en'dotin, Koch's TO treated with xylol, ether, chloroform, and alcohol to free it from admixture with albuminous and other inert substances.

Hirsch'felder's t., oxytuberculin; a preparation is made by treating old tuberculin with peroxide of hydrogen, on the theory that toxins are converted into antitoxins by oxidation.

Klebs' t., (1) Klebs' first preparation was obtained from old tuberculin by treatment with alcohol and bismuth, in order to remove certain injurious substances; to this preparation he gave the name *tuberculo'idin*; (2) by treatment of the fluid portion of a tubercle-bacillus culture with sodium-bismuth-iodide in acetic acid and absolute alcohol, Klebs obtained a still purer preparation, called *antiphthisin*; (3) for use in mixed infections, Klebs made a preparation from a culture of *Diplococcus semilunaris*, which he called *selenin*.

Klem'perer's t., PTO [Ger. *persucht-tuberculin original*], a tuberculin prepared in the same way as Koch's old tuberculin (TOA), from cultures of bovine tubercle bacilli.

Koch's t., see *new t., old t., alkaline t., bacillary emulsion, and bouillon filtrate* in this table.

Land'mann's t., tuberculol, a preparation made from very virulent cultures by fractional extraction with water, physiological salt solution, and diluted glycerin, under gradually increasing temperature; it is said to contain all the toxic principles existing in the tubercle bacilli.

Maraglia'no's t., aqueous t., containing all the water-soluble extracts of the tubercle bacillus.

new t., Koch, TR, residual tuberculin; an emulsion is made of finely triturated tubercle bacilli in distilled water or physiological salt solution, which on centri-

fugation separates into an upper translucent $\frac{1}{2}$ layer (TO, *tuberculin ober*) and a muddy sediment (TR, *tuberculin rest*); the latter is dried, again triturated, emulsified, and centrifugated, and the process is repeated until only an opalescent fluid is obtained; glycerin is now added in quantity to make a 50 per cent. solution which is then ready for use, this is intended to immunize against the bacilli.

old t., Koch, TO [Ger. *tuberculin original*]; a pure culture of tubercle bacilli in 5 per cent. glycerin bouillon, from 4 to 6 weeks old, is filtered and the filtrate is evaporated by heat to $\frac{1}{2}$ its volume; it contains only the soluble bacterial products, and whatever remains; it confers is against the toxins only, not the bacilli.

Rosenbach t., a t. obtained by the bacteriostatic action of a trichophyton (*T. holosericeum album*) upon a culture of tubercle bacilli.

v. Ruck's t., tubercle bacilli are filtered out of a rapidly growing and virulent culture, dried, powdered, and extracted with ether; the extract is again dried, powdered, and extracted with distilled water.

Spengler's t., (1) a preparation made from the $\frac{1}{2}$ of bovine tuberculosis, recommended on the ground that its immunizing properties are equal to those of preparations made from cultures of the bacilli of human tuberculosis, while it is much less dangerous. (2) **IK** (Ger. *immun-körper*); a preparation made from the blood-corpuscles of animals immunized against both human and bovine tubercle bacilli, the clearing made that the immunizing substances, antibodies, in tuberculosis are in the blood-cells and not in the serum.

Thamm's t., tuberculoalbumin, a preparation similar to v. Behring's *tuberculase*.

tuber'culo-toxof'din, a clear brown liquid, made by washing a culture of tubercle bacilli and treating with strong sulphuric acid to remove the endotoxins; the preparation is then dissolved in a large amount of water and the precipitate is collected and dried, this is dissolved in a weak alkaline solution, in the proportion of 0.5:100.0. It is claimed that the preparation is without toxic action, but possesses strong immunizing properties.

vac'uum t., VT old tuberculin reduced in a vacuum to one-tenth its original volume.

tuber'culine. A ptomaine derived from cultures of the tubercle bacillus.

tuberculin'ic acid. An acid derived from cultures of the tubercle bacillus.

tuberculiniza'tion. Treatment of tuberculosis by tuberculin.

tuber'culinose. A variety of tuberculin.

tubercull'num. A homeopathic trituration of dried tuberculous sputum.

tubercullitis (tu-ber'ku-li'(le)'tis) [L. *tubercula*, tubercle, + G. *-itis*.] Inflammation of a tubercle.

tuberculiza'tion. 1. The formation of tubercles. 2. Tuberculinization.

tuber'culoalbu'min. A tuberculin made by Thamm which is similar in several respects to tuberculase.

tuberculocele (tu-bur'ku-lo-sé'l) [*tuberculosus* + *hēla*, tumor, hernia.] Tuberculosis of the testis. **tuberculo'idin** [*bacillus tuberculosis* + *oidin*, to kill.] Klebs' tuberculin.*

tuberculo'derma (tu-bur'ku-lo-dur'mah) [*tubercula* + G. *derma*, skin.] Tuberculide.

tuberculo'idroid. Noting fibroid degeneration of a tubercle.

tuber'culoid [G. *eidos*, resemblance.] Resembling tuberculosis, or tubercle.

tuberculo'id'in. Old tuberculin treated with alcohol to clear it of glycerin; see *Calmette's tuberculase*. **tuber'culol.** A powdered extract made from very virulent cultures of tubercle bacilli; Landmann's tuberculin.*

tuberculo'ma, tuber'culoma. A tuberculous tumor. **tuberculo'mucin** (tu-bur'ku-lo-mu'sin). A mu-

like substance obtained from old glycerin-peptone-bouillon cultures of the tubercle bacillus, from which the zooglea scum has been removed every three weeks during a period of about a year; it is claimed by Weleminsky of Prague, its discoverer, to have prophylactic and curative properties in tuberculosis, especially of the glands and skin.

tuberculomyces. A group including all the varieties of tubercle bacilli—human, bovine, etc.

tuberculo-opsonic index. The opsonic* index in relation to tuberculous infection.

tuberculophobia [*tuberculosis* + *G. phobos*, fear.] An unreasonable fear of tuberculosis or of association in any degree with a sufferer from that disease; phthisiophobia.

tuberculoplasmin. A tuberculin made by expression from tubercle bacilli; see *Buchner's tuberculin*.*

tuberculo'samine. An amine found in cultures of the tubercle bacillus.

tuberculo'sis (*L. tuberculum*, tubercle, + *G. -osis*.) Phymatosis; a specific disease caused by the presence of *Bacillus tuberculosis*; it may affect almost any tissue or organ of the body, the most common seats of the disease being the lungs and the joints; the anatomical lesion is the tubercle; it causes a breaking down of the affected tissues with suppuration, and is usually complicated with a streptococcal infection. The local symptoms vary according to the part affected; the general symptoms are those of sepsis— hectic fever, sweats, and emaciation. **acute** t., acute miliary t., a rapidly fatal disease due to the general dissemination of tubercle bacilli, resulting in the formation of miliary tubercles in various organs and tissues, and producing symptoms of profound toxemia. **attenuated** t., a mild chronic form, marked by caseous tubercles of the skin and the occurrence of cold abscesses. **avian** t., t. affecting birds. **bovine** t., t. of cattle, pearl disease [*Ger. perlsucht*], grapes. **dermal** t., t. cutis. **disseminated** t., acute miliary t. **general** t., miliary t. **lymphatic** t., scrofula. **lymphoid** t., a form in which there is a diffuse embryonal cell infiltration instead of the ordinary tubercle. **miliary** t., a general dissemination of tubercle bacilli with the production of countless minute discrete tubercles in various organs and tissues. **open** t., pulmonary t., tuberculous ulceration, or other form in which the bacilli are cast out of the body in the excretions. **pulmonary** t., t. of the lungs, phthisis, consumption. **surgical** t., t. of the bones or joints. **t. cutis**, tubercule, tuberculoderma. **t. cutis officinalis**, t. cutis vera. **t. cutis pruriginosa**, urticaria perstans, a form of urticaria in which the wheals persist and are the seat of constant itching. **t. cutis vera**, miliary t. of the skin, occurring in the form of superficial ulcers, covered with reddish yellow granulations. **t. ulcero'sa**, t. cutis vera. **t. verruco'sa cutis**, lupus verrucosus.

tuberculotoxin. Any of the toxins, intracellular or extracellular, of the tubercle bacillus.

tuberculozoidin. See under *tuberculin*.

tuberculothorapist. A physician who makes a special study of the treatment of tuberculosis.

tuberculothorapy [*G. therapia*, treatment.] 1. Treatment of tuberculosis. 2. An attempt at an immunizing treatment of tuberculosis by feeding with the raw flesh of tuberculous cattle.

tuberculous. Relating to or affected by tuberculosis. It is the better practice, following the anal-

ogy of the Latin terminations *-aris* and *-osus*, to restrict the term *tubercular* to conditions marked by the presence of (non-specific) tubercles or nodules, reserving *tuberculous* for conditions marked by an infiltration of (specific) tubercle; thus we may speak of *tubercular*, or nodular, leprosy, and *tuberculous* disease of the skin, or lupus.

tuberculum, pl. *tubercula* [*L. dim. of tuber.*] A tubercle or nodule, especially in an anatomical, not pathological, sense.

t. acusticum [BNA], the dorsal nucleus of the cochlear nerve, a pyriform mass on the restis.

t. annulare, pons Varolii.

t. anterius (*atlan'tis*) [BNA], anterior tubercle of the atlas, a conical protuberance on the anterior surface of the arch of the atlas.

t. anterius (*thal'amii*) [BNA], anterior tubercle of the thalamus, the prominent anterior extremity of the thalamus which projects into the lateral ventricle.

t. arthriticum, Heberden's nodule or any gouty concretion in or around a joint.

t. articulare, articular eminence of the zygomatic process of the temporal bone which bounds the glenoid or mandibular fossa anteriorly; it forms the anterior root of the zygoma.

t. auriculæ (*Dar'wini*) [BNA], Darwinian tubercle of the auricle, **t. superius**, a small projection from the upper end of the posterior portion of the helix; when the helix is not incurved the tubercle projects posteriorly and slightly upward as in the macaque.

t. caroticum, carotid or Chassaignac's tubercle; the anterior tubercle of the transverse process of the sixth cervical vertebra, against which the carotid artery may be compressed by the finger.

t. cinereum, ashen or gray tubercle, the bulbous extremity in the medulla oblongata of the posterior horn or column of the spinal cord.

t. corniculatum, Santorini's corniculate tubercle, a rounded eminence on the posterior part of the aryepiglottic fold, formed by the underlying corniculate cartilages.

t. costæ, tubercle of a rib, the knob on a rib, near its head, which articulates with the transverse process of a vertebra.

t. cuneatum, wedge-shaped tubercle, the bulbous extremity in the medulla of the fasciculus cuneatus, lying above the clava and separated from the t. cinereum by the posterior lateral sulcus.

t. cuneiforme, Wrisberg's tubercle, a rounded eminence on the posterior part of the aryepiglottic fold, formed by the underlying cuneiform cartilage.

t. dolorosum, neuroma.

t. epiglotticum [BNA], epiglottic tubercle, cushion of the epiglottis; a convexity at the lower part of the epiglottis over the upper part of the thyroepiglottic ligament.

t. ephippii, oliva.

t. geniale, spina mentalis.

t. hypoglossi, trigonum nervi hypoglossi.

t. impar, a small protuberance on the floor of the pharynx in the embryo, from which the tongue is developed.

t. intercondyloidæum [BNA], intercondyloid tubercle of the tibia, one of two projections (*t. i. medialis*, or inner tubercle, and *t. i. laterale* or outer tubercle) springing from the central lip of each articular surface of the tibia on either side of the intercondyloid eminence or spine.

t. intervenosum, tubercle of Lower, the slight projection on the wall of the right cardiac auricle (atrium) between the orifices of the venæ cavæ.

t. jugulare, jugular tubercle, an oval elevation on the cerebral surface of the lateral part of the occipital bone, on either side of the foramen magnum.

t. Lisfranci, t. scalenii.

t. Loweri, t. intervenosum.

t. majus humeri [BNA], larger tubercle, greater tuberosity of the humerus, the posterior of two tubercles just external to the anatomical neck, giving attachment to the supraspinatus, infraspinatus, and teres minor muscles.

t. mallei, short process of the malleus, processus lateralis mallei [BNA].

t. menti'le [BNA], mental tubercle, a prominence on the lower border of the mandible on either side of the mental protuberance.

t. milia're, milium.

t. mi'nus hu'meri [BNA], smaller tubercle, lesser tuberosity of the humerus, the anterior of two tubercles just external to the anatomical neck, giving attachment to the subscapularis muscle.

t. Morgagn'i, (1) nasal tonsil; (2) bulbus* olfactorius.

t. obturato'rium [BNA], obturator tubercle, one of two processes, anterior and posterior, on the margin of the pubic portion of the obturator foramen, bounding the termination of the obturator groove.

t. olfacto'rium, olfactory tubercle, a small pyramidal elevation rising from the trigonum olfactorium; caruncula mamillaris.

t. pharynge'um, pharyngeal tubercle, a projection from the under surface of the basilar portion of the occipital bone, giving attachment to the fibrous raphe of the pharynx.

t. poste'rius (atlan'tis) [BNA], a protuberance at the posterior extremity of the arch of the atlas, a rudiment of the spinous process, giving attachment to the rectus capitis posterior muscle.

t. poste'rius (thal'ami), pulvinar [BNA].

t. pu'bicum [BNA], pubic tubercle, pubic spine, a small projection at the anterior extremity of the crest of the pubis about half an inch from the symphysis.

t. quadrigem'inum, one of the corpora quadrigemina.

t. scale'ni, scalene tubercle of Lisfranc, a small spine on the inner edge of the first rib, giving attachment to the scalenus anticus muscle.

t. seba'ceum, milium.

t. sell'e [BNA], tubercle of the saddle, olivary eminence, the slight elevation in front of the pituitary fossa on the body of the sphenoid bone.

t. sep'ti, a slight protuberance on the upper and anterior portion of the septum nasi.

t. supe'rius auric'ule, superior tubercle of the auricle, t. auriculæ (Darwini) [BNA].

t. supratragic'um, supratragic tubercle, a small nodule often present on the edge of the lamina just above the tragus.

t. syphillic'um, gumma of the skin.

t. thyreoide'um infe'rius, a slight lateral projection from the lower margin of the thyroid cartilage on either side, at the beginning of the inferior notch.

t. thyreoide'um supe'rius, a blunt projection on the outer surface of the thyroid cartilage on either side near the posterior portion of the upper margin.

tuberif'erous [L. *tuber* + *ferre*, to bear.] Tuberous having tubers.

tuberoso. Tuberous.

tuberosita's [L. *tuberosus*; *tuber*, a knob.] Tuberosity, tubercle.

t. coracoid'e'a, coracoid tuberosity, conoid tubercle; an outgrowth from the posterior border of the clavicle near its acromial end, giving attachment to a portion of the conoid ligament.

t. costa'lis, costal tuberosity, rhomboid impression; an irregular pitted area on the inferior surface of the clavicle at its sternal end, giving attachment to the rhomboid ligament.

t. deltoid'e'a, deltoid tuberosity or eminence, a rough elevation about the middle of the outer side of the shaft of the humerus, giving attachment to the deltoid muscle.

t. fem'o'ris exte'r'na, external tuberosity of the femur, epicondylus lateralis [BNA], a projection on the outer surface of the external condyle of the femur, giving attachment to the gastrocnemius muscle.

t. fem'o'ris inte'r'na, internal tuberosity of the femur, epicondylus medialis [BNA], a projection on the outer surface of the internal condyle of the femur, giving attachment to the internal lateral ligament of the knee-joint and the gastrocnemius muscle.

t. glute'a, gluteal tuberosity, the point of insertion in the upper portion of the shaft of the femur of the greater part of the gluteus maximus muscle; when

markedly developed this tuberosity is called the third trochanter.

t. hu'meri, tuberculum* majus humeri and tuberculum* minus humeri.

t. ili'aca, iliac tuberosity, a rough area above the auricular surface on the outer aspect of the ala of the ilium, giving attachment to the posterior sacral ligament.

t. infraglenoida'lis, infraglenoid impression, a rough surface below the glenoid cavity of the scapula, giving attachment to the broad tendon of the triceps.

t. massete'r'ica, masseteric tuberosity; a roughened surface on the external aspect of the angle of the mandible, giving attachment to fibers of the masseter muscle. t. maxill'a'e, tuber maxillare [BNA].

t. oss'is cuboid'e'i, a slight eminence on the external surface of the cuboid bone, capped with an articular facet for a sesamoid bone in the tendon of the peroneus longus muscle.

t. oss'is navicula'ris, a rounded eminence on the inner surface of the navicular bone of the tarsus; attachment to a part of the tendon of the plantar posterior muscle.

t. pterygoide'a, pterygoid tuberosity; a roughened area on the internal aspect of the angle of the mandible, giving attachment to fibers of the internal pterygoid muscle.

t. ra'dii [BNA], tuberosity of the radius, bicipital tuberosity, an oval projection from the inner surface of the radius just below the neck, giving attachment on its posterior half to the tendon of the biceps.

t. sacra'lis, a prominence on the lateral surface of the sacrum below the auricular surface.

t. supraglenoida'lis, supraglenoid tuberosity or tubercle, a rough surface above the glenoid cavity of the scapula, giving attachment to the tendon of the long head of the triceps.

t. tib'is [BNA], tuberosity, anterior tuberosity, or tubercle of the tibia; an oval elevation on the anterior surface of the tibia about an inch below the upper end, giving attachment at its lower part to the ligamentum patellæ.

t. tib'is exte'r'na, condylus lateralis [BNA].

t. tib'is inte'r'na, condylus medialis [BNA].

t. ul'næ [BNA], tuberosity of the ulna, a prominence at the lower border of the anterior surface of the coronoid process.

t. ungula'ris, ungual tuberosity, the apical surface at the distal extremity of each of the terminal phalanges, supporting the nail.

tuberosi'ty. Tuberositas, tubercle, a small rounded elevation, especially from the surface of a bone. bicipital t., tuberositas radii. calcaneal t., tuber calcanei. costal t., tuberculum costæ. cuboid t., tuberositas ossis cuboidei. femoral t., tuberositas femoris. humeral t., tuberositas humeri. ischial t., tuber ischii. maxillary t., tuber maxillare. navicular t., tuberositas navicularis. palatal t., processus pyramidalis. pterygoid t., tuberositas pterygoidea. radial t., tuberositas radii. sacral t., tuberositas sacrae. scaphoid t., tuberositas ossis navicularis. tibial t., (1) anterior, tuberositas tibiae; (2) external, condylus lateralis, the outer part of the upper articular surface of the tibia; (3) internal, condylus medialis, the inner part of the upper articular surface of the tibia.

tub'erosus [L. *tuberosus*.] Knobby, lumpy, nodose, presenting many tubers or tuberosities.

tuboabdominal (tu'bo-ab-dom'i-nal). Relating to Fallopian tube and the abdomen, noting its gestation with the embryo partly in the tube and partly in the abdominal cavity.

tuboligament'ous. Relating to the Fallopian tube and the broad ligament of the uterus.

tubo-ova'rian. Relating to the Fallopian tube and the ovary.

tubo-ovariof'omy. Salpingo-oöthecotomy.

tuboperitone'al. Relating to the Fallopian tube and the peritoneum.

tubotym'panal. Relating to a Eustachian tube and the tympanum of the ear.

tubo-u'terine. Relating to a Fallopian tube and the uterus.

tubovaginal (tu-bo-vaj'in-al). Relating to a Fallopian tube and the vagina.

tu'bular. Relating to or of the form of a tube or tubule. **t. breathing,** bronchial* breathing.

tu'bulate. The short neck of a retort.

tu'bule [L. *tubulus*, dim. of *tubus*, tube.] A small tube. **collect'ing t.,** tubulus renalis rectus, one of the straight tubules of the medulla of the kidney which intervene between the convoluted and the discharging tubules. **connect'ing t.,** a narrow arching t. of the kidney joining the distal convoluted t. and the collecting t. **con-voluted t.,** (1) tubulus renalis contortus; (a) the *primary* or *proximal* c. t. leads from the Malpighian body arching toward the free surface of the kidney, then turns toward the medulla and becomes the descending limb of the loop of Henle; (b) the *secondary* or *distal* c. t. is the convoluted portion of the end of the ascending limb of the loop of Henle; (2) tubulus seminiferus contortus. **dental t.,** dental* tubule. **discharg'ing t.,** a urinary t. formed by the union of several collecting tubules and terminating as a papillary duct. **seminif'erous t.,** tubulus seminiferus. **spiral t.,** the segment of urinary tubule coming next after the proximal convoluted tubule. **straight t.,** (1) collecting t.; (2) tubulus seminiferus rectus. **urinif'erous t.,** tubulus renalis.

tu'buli. Plural of tubulus.

tu'buliform [L. *tubulus*, tubule, + *forma*, form.] Tubular; resembling a tubule.

tubuliza'tion. Enclosing the joined ends of a divided nerve, after neurorrhaphy, in a cylinder of paraffin or of some slowly absorbable material to keep the surrounding tissues from pushing in and preventing union.

tu'bulocyst. A cyst formed by the dilatation of any occluded canal or tube.

tubuloder'moid. A dermoid tumor arising from a persistent embryonal tubular structure.

tubuloracemose (tu-bu-lo-ras'e-môz). Noting a gland of combined tubular and racemose structure.

tu'bulose, tu'bulous. Having many tubules.

tu'bulus [L. dim. of *tuba*.] A tubule. **t. contor'tus,** (1) t. renalis contortus; (2) t. seminiferus contortus. **t. bili'ferus,** ductus biliiferus. **t. galac-toph'orus, t. lactif'erus,** ductus lactiferus. **t. rectus,** (1) t. renalis rectus; (2) t. seminiferus rectus. **t. rena'lis contor'tus,** convoluted tubule of the kidney; the *first, proximal, or primary* leads from the capsule; the *second* or *distal* is formed from the ascending limb of Henle's loop which enters the labyrinth; it ends in a collecting tube. **t. rena'lis rec'tus,** one of the straight or collecting tubules* of the kidney. **t. seminif'erus contor'tus,** convoluted seminiferous tubule, one of two or three twisted curved tubules in each lobe of the testis, conveying the semen to the rete testis. **t. seminif'erus rectus,** straight seminiferous tubule, the t. seminiferus contortus which becomes straight just before entering the mediastinum to form the rete testis. **t. spira'lis,** the wavy portion of the uriniferous tubule where it passes through a medullary ray to become the descending limb of Henle's loop.

tu'bus [L.] Tube, canal. **t. digesto'rius** [BNA]. digestive canal, t. alimentarius, t. cibarius; it comprises the esophagus, stomach, and intestine,

t. medulla'ris, vertebral canal. **t. respirato'rius,** respiratory canal, air passage; it comprises the larynx, trachea, and bronchi. **t. vertebra'lis,** vertebral canal, spinal canal.

Tuebingen heart (tû'bing-en) [Tuebingen, a university town in Germany.] The damaged heart of an athlete or of a laborer, marked by increased area of dullness, abnormal accentuation of the sounds, murmurs heard after exertion or constantly, and slow and irregular pulse.

Tuerck's bun'dle (türk) [Ludwig Tuerck, Austrian neurologist, 1810-1878.] Tractus temporopontilis. T.'s cell, plasma cell, irritation cell, a large unicellular leucocyte with excentrically located nucleus, found in the peripheral circulation only in pathological conditions. T.'s col'umn, direct pyramidal tract, fasciculus* cerebrospinalis anterior. T.'s degenera'tion, secondary degeneration of a nerve. T.'s stain, a weak iodine-potassium iodide solution for staining polymorphonuclear basophile leucocytes. T.'s trach'o'ma, laryngitis sicca.

Tuffier's meth'od (tû-fe-a') [Théodore Tuffier, Parisian surgeon, contemporary.] Corning's* method of spinal anesthesia. T.'s techniq'ue, in vaginal hysterectomy, ablation of the uterus after angiotripsis of the broad ligaments without the use of permanent clamps or of ligation.

Tuff'nell's bandage [Thomas Jolliffe Tuffnell, English surgeon, 1819-1885.] A permanent bandage, consisting of a cheese-cloth roller impregnated with a mixture of flour and white of egg. T.'s method, treatment of internal aneurysms by potassium iodide, together with a low diet, abstinence from fluids as far as possible, and absolute rest.

tuft. Glomerulus, rete, cluster.

tugg'ing. See *trachea't* tugging.

tu'lase. An immunizing preparation from cultures of tubercle bacilli; see *Behring's tuberculin*.*

tu'lipine. An alkaloid from the tulip, *Tulipa gesneriana*; sialagogue in doses of gr. $\frac{1}{10}$ - $\frac{1}{5}$ (0.001-0.002).

tu'lip-tree bark. The dried bark of *Liriodendron tulipifera*, the tulip tree, tulip poplar; tonic and antiperiodic in doses of $\text{℥}10$ -30 (0.6-2.0) of a fluidextract.

Tully's powder [William Tully, American physician, 1785-1859.] Pulvis morphinæ compositus, suggested as a substitute for Dover's powder.

Tulp's or Tul'pius's valve [Nicholas Tulp, Dutch physician, 1594-1674.] Ileocecal valve, valvula* coli.

tumefa'cient [L. *tumefacere*, to cause to swell.] Swelling or swollen.

tumefac'tion. 1. A swelling. 2. The condition of becoming or of being swollen.

tu'mefy. 1. To swell. 2. To cause to swell

tu'menol, tumeno'lum. A mixture of sulphones and sulphonic acids obtained by the action of sulphuric acid on bituminous oils; occurs in crude form as a blackish brown syrupy liquid, or purified as a tough dark brown mass; employed as an antiseptic application in skin diseases.

tu'menolsulphon'ic acid. A dark yellow soluble powder of bitter taste, claimed to be the active ingredient of tumenol; employed as an antiseptic dusting powder and in ointment in dermatology. **tumescence** (tu-mes'ens) [L. *tumescere*, to begin to swell.] Tumefaction.

tumesc'ent (tu-mes'ent). Tumefying, swelling.

tu'mid [L. *tumidus*.] Swollen, tumefied.

tu'mor [L. a swelling.] 1. Any swelling or tume-

faction. 2. Neoplasm, a circumscribed growth, not inflammatory in character, arising from pre-existing tissue, but independent of the normal rate or laws of growth of such tissue, and subserving no physiological function. *ad'enoid t.*, adenoma. *ad'ipose t.*, lipoma. *benign' t.*, one which does not form metastases and does not tend to recur after removal. *cel'lular t.*, a tumor composed mainly of cells embedded in a greater or lesser amount of homogeneous stroma, without distinct histoid structure, such as sarcoma. *connective-tis'sue t.*, histoid t., any t. of the connective-tissue group, such as osteoma, fibroma, etc., including also sarcoma. *dermoid t.*, see *dermoid* (2). *epithe'lial t.*, organoid t., including also carcinoma. *fibrocel'lular t.*, fibroma. *hetero'ogous t.*, a t. composed of a tissue unlike that from which it springs. *his'toid or his'toid t.*, a t. composed of a single tissue, such as a fibroma. *homol'ogous t.*, a t. composed of tissue of the same sort as that from which it springs. *inn'ocent t.*, benign t. *malignant t.*, cancer, a tumor producing metastases, and likely to recur after removal. *mar'garoid t.*, cholesteatoma. *mixed t.*, one composed of two or more varieties of tissue. *or'ganoid t.*, a t. of complex structure, glandular in origin, containing epithelium, connective tissue, etc. *oss'eous t.*, osteoma. *pap'illary t.*, papilloma. *pearl t.*, cholesteatoma. *phantom t.*, see *phantom*. *sand t.*, psammoma. *seba'ceous t.*, sebaceous cyst.* *ter'atoid t.*, teratoma. *transi'tion t.*, a benign t. which recurs after removal and in its recurrence begins to assume malignant characters. *vas'cular t.*, angioma. *villous t.*, papilloma. *t. al'bus*, white swelling, the granulating or fungous form of tuberculous arthritis of the knee. *t. car'neus*, sarcoma. *tur'ban t.*, endothelioma capitis.

anal, proctonecus, hemorrhoid. *arising from different tissue*, heterologous or heteroplastic tumor, arising from *similar tissue*, homologous, homeoplastic, or histoid tumor. *axillary*, maschalonus. *blood*, hematomata, ecchymoma, hematonecus; erectile tumor; cephalhematoma; cephalhematocele (beneath scalp); othematoma (auricle). *blood-vessels*, angioma, hemangioma, cavernoma, endothelioma, aneurysm, varix; telangioma, nœvus tuberosus (of skin); hemorrhoid (at anus). *bone-marrow*, myeloma; chloroma (greenish). *bony*, osteoma, exostoma, exostosis, osteophyte, endostoma, enostoma. *brain-sand*, psammoma, acervuloma. *breast*, mastonecus; mastocarcinoma, mastoscirrhus (cancer); mastopimelonus (fatty); galactoceles (milk). *cartilaginous*, chondroma, enchondroma, echondroma; osteoenchondroma (partly ossified); enchondroma petrificum (calcareous). *chorionic*, syncytioma, deciduoma. *colloid*, colloma, connective tissue, desmoma, desmoneoplasm, containing urine, uroma, uronecus. *cystic*, cystoma; cystoadenoma, cystochondroma, cystomyoma, cystosarcoma, etc.; hygroma; ganglion; wen (sebaceous). *embryonal*, teratoma, dermoid cyst, heterochronic tumor. *epithelium*, epithelioma, eyelid, chalaza, chalazion, hordeolum, sty. *false*, phantom tumor, pseudonecus. *fatty*, lipoma, steatoma, pimeloma, adipoma; xanthoma (yellowish); cholesteatoma (containing cholesterolin). *fibrous*, fibroma, fibroid, inoma, desmoma, desmoneoplasm. *gland*, adenoma, adenocarcinoma. *granulation*, acestoma, granuloma. *hard*, scirrhus. *instrument for measuring*, oncometer, oncograph. *intestine*, enteronecus. *kidney*, nephro-necus. *liver*, hepatophyma, hepatonecus. *lymphatics*, lymphangioma, angiolymphoma. *lymph-gland*, lymphoma, lymphosarcoma. *malignant*, cancer, carcinoma, sarcoma, syncytioma, mesothelioma; scirrhus (hard); encephaloid, colloid (soft). *mucoid*, myxoma, collagena; polypus. *muscle*, myoma, fibromyoma; rhabdomyoma, myoma striocellulare (striated); leiomyoma, liomyoma, myoma levicellulare (non-striated); adenomyoma (containing gland tubules). *nerve*, neuroma, neuroglioma, neurofibroma, neuroglia, glioma. *notochordal*, chordoma. *operation on*, oncotomy. *ovary*, oothecoma, oophoroma, ovariocele, ovarioneus, ovariophyma, ovarioneus, ovariophyma. *pancreas*, pancreonecus. *papillary*, papilloma, verruca, wart, condyloma, tumor villosus. *pearly*, cholestea-

toma, margaroid tumor. *pendulous*, eiked; tuncr pachydermatocele, dermatolysis (skin); polypus (tuncous membrane). *pigmented*, melanoma, pseudomelanoma. *prostatic*, prostatic. *scar*, keloid, cheloid. *science relating to*, oncology. *sebaceous*, wen. *skin*, dermatoma, soft, encephaloid. *spleen*, splenoma, splenoma. *suprarenal*, hypernephroma. *syphilitic*, gummata. *thyroid*, bronchocele, bronchiocela, goiter. *straw*, thyrocele, thyrophyma. *tooth*, odontoma, odontoma. *teophyte*, tuberculoma, tuberculoma. *urethral*, urethrophyma; caruncle (at opening of female). *urine*, hysteroncus, hysterothyma. *verminous*, helminthoma.

tumoraffin (tu'mor-af-in) [L. tumor + affinis, relate to.] Oncotropic, attracted toward or having a selective affinity for tumor cells; noting a long-radiant energy, or other force acting especially on new growths.

tu'morous. Swollen, tumor-like, protuberant.

tumult'us [L.] A commotion, agitation, overactive, disturbed action. *t. cordis*, palpitation; *t. cordis*, irregular action of the heart. *t. sermoneis*, extreme stuttering.

Tun'bridge Wells, England. Chalybeate water. One spring. Used by drinking in anemia and general debility. June to September.

tung'state. A salt of tungstic acid.

tung'sten [Sw. tung, heavy, + sten, stone.] A metallic element, symbol W (wolframium), atomic weight 184, occurring as a gray powder with metallic luster. A form of incandescent electric lamp is made of a tungsten filament.

tung'stic acid. A dibasic acid, H₂WO₆, prepared from tungstic oxide by precipitation with a acid.

tu'nic [L. tunica.] One of the layers or envelopes of a part, especially of a hollow organ or blood-vessel; see *tunica*.

tu'nica [L. a coat.] A coat or tunic; one of the enveloping layers of a part, especially one of the coats of a blood-vessel or other tubular structure.

t. abdominalis, the aponeurosis of the abdominal muscles of the horse and certain other quadrupeds.

t. adna'ta, the inner layer of the conjunctiva, lying upon the sclera and cornea.

t. adventi'tia, the outer, fibroelastic, coat of a blood-vessel or other tubular structure. *t. externa*, *t. externa*.

t. albugin'ea, a tough white fibrous envelope of a part, such as the ovary, testicle, corpora cavernosa of the penis, or eye (sclera).

t. albugin'ea corporum cavernosorum, a dense fibrous membrane enveloping each corpus cavernosum penis.

t. albugin'ea li'enis [BNA], tunica propria lienis, the fibrous capsule of the spleen, containing elastic fibers and involuntary muscular tissue.

t. albugin'ea oculi, the sclerotic coat of the eye.

t. albugin'ea ova'rii, the harder outer layer of the stroma of the ovary.

t. albugin'ea testis, a thick white fibrous membrane forming the outer coat of the testicle.

t. car'nea, *t. dartos*.

t. coru'lea, the iris.

t. conjuncti'va, the mucous membrane covering the anterior surface of the eyeball and the inner surface of the lids.

t. cor'nea, *t. fibrosa* [BNA], including *t. cornea opaca*, the sclerotic, and *t. cornea pellucida*, the cornea.

t. dar'tos, (1) a layer of non-striated muscular fibers in the integument of the scrotum; (2) a very thin, layer in the skin of the labia majora.

t. elas'tica, *t. media*.

t. exter'na, the outer of two or more successive layers of any structure.

t. exter'na, *t. externa*, especially when there are several coats; *t. adventitia*.

t. fibro'sa, (1) any fibrous envelope of a part; (2) [BNA] the fibrous coat or tunic of the eye, the sclerocornea, the outer layer of the eyeball composed of sclera and cornea.

t. gla'bra, *t. intima*.

- t. granulo'sa**, the granular epithelial lining of a Graafian follicle.
t. hyaloid'sa, membrana hyaloidea [BNA].
t. in'tima, the inner, serous, coat of an artery.
t. me'dia, the middle, usually muscular, coat of an artery or other tubular structure.
t. muco'sa [BNA], the mucous coat, as of the intestine or vas deferens, mucous membrana.
t. muscu'laris, the muscular, usually middle, layer of a tubular structure.
t. ner'vea, Brucke's layer, the retina, exclusive of the layer of rods and cones.
t. pro'pria, (1) [BNA] the special envelope of a part as distinguished from the peritoneal or other investment common to several parts; (2) the membrane forming the membranous labyrinth of the ear; (3) [BNA] stratum reticulare, the deeper portion of the corium, consisting of a coarse network of fibrous bundles in the meshes of which are the glands, hair-follicles, nerves, and blood-vessels.
t. refle'ra, the reflected layer of the t. vasculosa testis which lines the scrotum.
t. rhaoid'sa, choroid coat of the eye.
t. ruyschia'na, Ruysch's membrane, entochoroid, choriocapillary or inner layer of the choroid coat of the eye, lamina choriocapillaris [BNA].
t. sclero'tica, sclera.
t. sero'sa [BNA], a serous membrane.
t. vagina'lis commu'nis, a layer of fascia, continuous with the transversalis fascia of the abdomen, enveloping the testicle and spermatic cord in the scrotum, outside of the t. vaginalis propria.
t. vagina'lis pro'pria tes'tis, the serous sheath of the testicle and epididymus, derived from the peritoneum; it consists of an outer, fibrous, layer, *lamina parietalis*, and an inner, serous, layer, *lamina visceralis*.
t. vasculo'sa, any vascular layer.
t. vasculo'sa len'tis, nutrient vascular layer enveloping the crystalline lens in the fetus.
t. vasculo'sa oc'uli [BNA], vascular or middle coat of the eye, comprising the choroid, ciliary body, and iris.
t. vasculo'sa tes'tis, the vascular layer enveloping the testis beneath the t. albuginea.
t. vit'rea, membrana hyaloidea [BNA] surrounding the vitreous humor of the eye.

Tunica'ta. A class of animals just below the *Vertebrata*, having the rudiments of a spinal column; the sea-squirts.

tu'nicin. A substance resembling cellulose found in the outer envelope of the sea-squirt and other tunicates; called also animal cellulose.

tunnel-ane'mia. Ankylostomiasis.

tunnel-disease'. 1. Caisson disease. 2. Ankylostomiasis.

tunnel of Corti. See *Corti*.

tu'pelo, tu'pola. The spongy wood of *Nyssa grandidentata* and *N. capitata*, small trees of the southern United States; used, like laminaria, for surgical tents.

tur'ban tu'mor. Endothelioma capitis.

tur'binal. Turbinated* body.

tur'binat'e. 1. Turbinated. 2. Turbinated body, turbinated bone, concha* nasalis [BNA].

tur'binated [L. *turbinatus*, shaped like a top (*turbo*).] Scroll-shaped. **sphenoid'al t. bone**, concha sphenoidalis [BNA]. **t. body**, turbinat, the t. bone or concha with its covering of mucous membrane and other soft parts. **t. bone**, concha nasalis [BNA]. **t. crest**, crista conchalis [BNA].

turbinec'tomy [G. *ektomē*, excision.] Surgical removal of a turbinated bone.

tur'binotome. An instrument for use in turbinotomy or turbinectomy.

turbino'tomy [G. *tomē*, incision.] Incision into or excision of a turbinated body.

turbo cer'e'bri [L. *turbo*, a top, + *cerebrum*, brain.] Corpus pineale [BNA].

turgescence (tur-jes'ens) [L. *turgescere*, to begin to swell.] Swelling, inflation.

turgescant (tur-jes'ent). Swollen, turgid, tumid.

tur'gid. Swollen, tumid, congested.

tur'gor [L. *turgere*, to swell.] Fulness. **t. vita'lis**, the normal fulness of the capillaries.

Turkestan' ulcer. Oriental boil.*

Tur'key-corn, **Tur'key-pea**. 1. *Corydalis*. 2. *Te-phrosia*.

Turkey-rhu'barb. Rheum,* produced in China, but formerly brought into commerce through Turkish channels.

Turkish bath. See *bath*. **T. saddle**, sella turcica.

Tur'lington's bal'sam or drops. Balsamum traumaticum.

tur'meric. Curcuma, formerly used in medicine, but now employed only as a condiment. **In'dian t.**, hydrastis. **t. oil**, turmerol.

tur'merol. An oily constituent of turmeric upon which the taste and smell of this substance depend.

turn [A.S. *tyrnan*.] 1. To revolve or cause to revolve; specifically to change the position of the fetus in utero so as to convert a malpresentation into one permitting of normal delivery. 2. A change of position. **t. of life**, climacteric.

Turn'bull's tincture of ac'onite [Alexander Turn-bull, Scotch physician, *1797.] A strong tincture of aconite, about 12 times the strength of the official B.P. tincture.

Tur'ner's ce'rate. Ceratum calaminæ.

Tur'ner's sul'cus [William Aldren Turner, English neurologist, *1864.] Sulcus interparietalis.

-Tur'nera [W. Turner, English physician and botanist, 1520(?)–1568.] 1. A genus of herbs or shrubs of tropical America, several of the species of which are reputed to possess medicinal properties. 2. Specifically, in the N.F., damiana, *T. aphrodisiaca*.

turn'ing. In obstetrics, version.

turn'sickness. Gid.

tur'pentine [G. *terebinthinos*.] Terebinthina (U.S.).

t. oil, oleum terebinthinæ (U.S., Br.). **t. spirit**, oleum terebinthinæ.

tur'pentole. A purified petroleum.

tur'peth, **tur'pethum** [Pers. *turbad*, a laxative plant.] (B.A.) Turbith root, the dried root of *Operculina turpethum* (*Ipomæa turpethum*), Indian jalap, a plant of Ceylon and Australia; purgative in doses of gr. 5–20 (0.3–1.3). **t. min'eral**, hydrargyri subsulphas flavus.

tur'pethin. A resin obtained from turpeth; the active purgative principle of the plant.

turps. A popular or shop name for oil of turpentine.

turun'da, pl. *turun'dæ* [L.] A surgical tent, gauze drain, or tampon.

Tuscan or **Lick Springs**, Califo 1a. The waters resemble those of the Kentucky Blue Lick Springs, containing considerable quantities of sulphureted hydrogen, 67° F. to 94° F. About fifty springs. Used by drinking and bathing in rheumatism, scrofula, skin affections of syphilis, and disorders of the liver and kidneys.

Tuscaro'ra Lithia Springs, Pennsylvania. Alkaline-lithic-carbonated waters. Used by drinking in various disorders.

tush, **tusk**. A canine tooth in the horse.

tuss'al [L. *tussis*, cough.] Relating to a cough, tussive, tussicular.

tussic'ular. Tussal.

tussicula'tion. A hacking cough.

tussila'go, gen. *tussilag'inis* [L.] Coltsfoot, the dried plant *Tussilago farfara*, an herb of Europe and northern Asia; used, chiefly in domestic practice, in bronchitis and pulmonary affections in doses

of 34-8 (15.0-30.0) of an infusion or decoction of an ounce to the pint (30.0 to 480.0).

tussis [L.] A cough. *t. convulsiva*, whooping-cough, pertussis. *t. feri'na*, *t. quin'ta*, *t. convulsiva*. *t. stomacha'lis*, stomach cough, a reflex cough due to irritation of the gastric mucous membrane.

tuss'ive. Tussal.

tus'sol. Antipyrine mandelate.

tuta'men, pl. *tuta'mina* [L. protection.] Any defensive or protective structure. *tuta'mina cer'ebr'i*, the scalp, cranium, and cerebral meninges. *tuta'mina oc'uli*, the eyebrows, eyelids, and eyelashes.

tut'an [F. *tout*, all, + *sain*, healthy.] St. John's wort, the plant *Hypericum androsaemum*, formerly in repute as a vulnerary.

Tuttle's mask [Edward Gerry Tuttle, New York gynecologist, *1862.] A wire frame over which gauze is spread, so shaped as to cover the face and ears of the surgeon when operating.

TV [*tuberculin* + *volutin*.] v. Behring's formula for the constituent of the tubercle bacillus soluble in pure water; it possesses the chromophil, physical, and chemical properties of volutine.

twang. A harsh tone of the voice.

***tween-brain**. Diencephalon.

twee'zers [A.S. *twisel*, fork.] Volsella.

twelfth nerve. Nervus hypoglossus.

twelfth-year mo'lar. The second molar tooth of the permanent dentition.

twig [A.S.] One of the finer terminal branches of an artery.

twin [A.S. *getwin*, double.] 1. One of two children born at one birth. 2. Double, growing in pairs, geminate. *allan'toidoangio'p'agous twins*, omphaloangiotopagous twins. *enzygot'ic twins*, twins derived from a single fertilized ovum. *frater'nal* or *ident'ical twins*, two perfectly formed enzygotic twins of the same sex. *om'phaloangio'p'agous twins*, enzygotic twins united only by the umbilical vessels. *t. cone*, two retinal cones fused together.

twinge (twinj). 1. A sudden momentary sharp pain.

twist'er. Twitchup.

twist'ing. In life insurance, persuading a policyholder to drop existing insurance in one company and take out new insurance in another.

twitch [A.S. *twiccian*.] 1. To jerk spasmodically. 2. A momentary spasmodic contraction of a muscle-fiber.

twitch-grass. Couch-grass, triticum.*

twitch-up. A stick having a perforation in one end through which is passed a loop for the purpose of compressing the upper lip or ear of a horse. The animal may be sufficiently distracted by the pain to remain quiet during slight operations.

***twist-brain**. 'Tween-brain.

TX [*tuberculin* + *x*, algebraic symbol of an unknown quantity.] v. Behring's formula for a derivative of TC* after its union with an analogous constituent of the animal cell.

ty'le [G. *tylē*, a lump.] A callosity.

ty'li'on [G. dim. of *tylē*, a lump.] A craniometric point at the middle of the anterior edge of the sulcus chiasmatis.

tyl'marin. Acetyl orthocumaric acid; a soluble crystalline powder, employed in rheumatism in doses of 3-8 grains (0.2-0.5).

tylo'ma [G. a callus.] Callosity. *t. conjuncti'væ*, xerosis of the conjunctiva due to dryness following insufficiency of the eyelids.

tyloph'oræ fo'lia [G. *tylos*, knot, + *phoros*, bearing.]

(B.A.) Tylophora leaves, Indian ipecac: the dried leaves of *Tylophora asthmatica*; expectorant in doses of gr. 1-2 (0.03-0.13), emetic in doses of gr. 15-30 (1.0-2.0).

tyloph'orine. An alkaloid from the root of tylophora, possessing emetic and expectorant properties similar to those of the leaves of the plant.

tylo'sis [G.] 1. Tylooma. 2. The formation of a callosity. *t. cilia'ris*, pachyblepharon. *t. gingivæ*, leucoplakia.

tylot'ic. Callous, marked by a callosity.

tym'panal. Relating to the tympanum, tympanic.

tympanec'tomy [G. *tympanon*, drum, + *ektomē*, excision.] Excision of the membrana tympanica.

tympan'ia. Tympanites.

tympan'ic. 1. Relating to the tympanum, tympanal. 2. Resonant. *t. angle*, the angle formed by the basilar membrane and the wall of the cochlea. *t. attic*, recessus epitympanicus [BNA]. *t. body*, *t. gland*. *t. bone*, a horseshoe-shaped piece of bone, attached by its extremities to the inferior border of the squamosal bone in the middle annulus tympanicus [BNA]. *t. canal*, (1) canaliculus tympani; (2) canaliculus tympanicus. *t. cavity*, cavum tympani. *t. ganglion*, a small ganglion on the tympanic nerve during its passage through the petrous portion of the temporal bone. *t. gland*, intumescencia tympanica [BNA]. *t. nerve*, nervus tympanicus. *t. roof*, tegmen tympani.

tympanichord (tim-pan-i-kord). Nervus chordæ tympani.

tympanichordal (tim-pan-i-kor'dal). Relating to the chorda tympani nerve.

tympanicity (tim-pan-is'i-ti). The quality of being tympanic or drum-like in tone.

tympanism. Meteorism, tympanites.

tympanitis (tim-pan-i('e')tēz) [G. *tympanon*, drum + *-itis*.] Meteorism, inflation of the abdomen with gas, either within or outside of the abdomen.

tympanit'ic [L. *tympanites*.] 1. Referring to tympanites. 2. Tympanic, noting the quality of sound elicited by percussing over the inferior intestine or a large pulmonary cavity. *See resonance*.

tympanitis (tim-pan-i('e')tis) [G. *tympanon*, drum + *-itis*.] Otitis media.

tympanocervical abscess. An abscess formed by inflammation of the middle ear and burrowing through the tissues of the neck.

tympanoeustachian (tim'pan-o-ūs-ta'kl-an) Relating to the ear drum and the Eustachian tube.

tympanoh'y'al bone. A small nodule of bone forming the base of the cartilaginous styloid process of the petrosal bone at birth.

tympanomall'ear. Relating to the tympanic bone and the malleus.

tympanomandib'ular. Relating to the tympanum and the mandible, noting Meckel's* cartilage.

tympanomas'toid. Relating to the tympanum and the mastoid cells, noting suppurative disease of the latter originating in the former.

tympanomastoiditis (tim'pan-o-mas-toy-di('de')) Inflammation of the middle ear and the mastoid cells.

tympanoph'o'nia, **tympanoph'ony** [G. *tympanon*, drum, + *phōnē*, sound.] Tinnitus aurium.

tympanosquamo'sal. Relating to the tympanum and the squama of the temporal bone.

tym'panostape'dial. Relating to the tympanum and the stapes, noting especially the narrow base of the stapes with the vestibular or oval fenestra.

tympanotem'poral. Relating to the tympanum and the temporal region or bone.

tympanot'omy [G. *tympanon*, drum + *tomē*, incision.] Incision of the membrana tympani, paracentesis tympani, myringotomy.

tym'panum [G. *tympanon*, drum.] The ear-drum, the middle ear, the cavity in the petrous portion of the temporal bone which lodges the ossicles; it is closed externally by the membrana tympani, communicates with the nasopharynx through the Eustachian tube, and with the mastoid cells, and is lined with mucous membrane.

tym'pany. Tympanites.

tym'dalliza'tion [after John Tyndall, English physicist, 1820-1893.] Fractional sterilization.*

type [G. *typos*, a mark, a model.] 1. The usual form, or a composite form, which all others of the class resemble more or less closely; a model; noting especially a disease or a symptom-complex giving the stamp or characteristic to a class. 2. In chemistry, a substance in which the arrangement of the atoms in a molecule may be taken as representative of that in a class of other substances; organic substances may be classed under the three types: hydrogen $\begin{matrix} H \\ H \end{matrix}$, water $\begin{matrix} H \\ H \end{matrix}$ } O, and ammonia $\begin{matrix} H \\ H \end{matrix}$ } N. **scap'ulohu'meral t.**, Vulpian s

atrophy, progressive spinal muscular atrophy beginning in the shoulder. **test t.**, see *test-types*, Jaeger, Snellen. **vesan'ic t.**, functional insanity or that due to no evident external cause.

type-em'bryo. An embryo of the age at which it becomes possible to recognize the structural characteristics of the genus or type of animal to which it belongs.

typh (tif). Typh-fever.

Typha'cea. A term proposed by Loeffler to include the group of bacteria causing infection clinically identical with typhoid fever; this group comprises the typhoid bacillus, the paratyphoid and paracolonic bacilli, *Bacillus faecalis alkaligenes*, *B. psittacosis*, *B. enteritidis*, and *B. coli*.

typhase (ti'fās). A bacteriolytic enzyme present in cultures of the typhoid bacillus.

typhe'mia, typhas'mia. Typhoid bacilemia, the presence of typhoid bacilli in the blood.

typh-fe'ver. A term proposed to include all low fevers of the type of typhus or typhoid.

typhia. Typhoid fever.

typhin'ia. Relapsing fever.

typhiza'tion. 1. Infection with typhus or typhoid fever. 2. Preventive inoculation with typhoid vaccine.

typhlec'tomy [G. *typhlon*, cecum, + *ektomē*, excision.] Exsection of the cecum.

typhlenteritis (ti-flen-ter-i'('e')tis) [G. *typhlos* blind, + *enteron*, intestine, + *-itis*.] Typhlitis.

typhlitis (ti-fi'('fle')tis) [G. *typhlon*, cecum, + *-itis*.] Inflammation of the cecum.

typhlocele (tif'lo-sēl) [G. *typhlon*, cecum, + *kēlē*, hernia.] Cecal hernia.

typhlodidichitis (tif-lo-dik-li-di'('de')tis) [G. *typhlos*, blind (cecum), + *diklis*(*diklid-*), folding door (valve), + *-itis*.] Inflammation of the ileocecal valve.

typhloempyema (tif-lo-em-pi-e'ma) [G. *typhlon*, cecum, + *empyēma*, abscess.] The presence of an abscess following typhlitis.

typhloenteritis (tif-lo-en-ter-i'('e')tis). Typhlenteritis.

typhlolex'ia [G. *typhlos*, blind, + *lexis*, speech, a word.] Word-blindness.

typhlolithi'asis [G. *typhlon*, cecum, + *lithos*, stone.] The presence of fecal concretions in the cecum.

typhlo'ogy [G. *typhlos*, blind, + *-logia*.] The branch of science having to do with blindness and the blind.

typh'lon [G.] Cecum.

typhloper'ia [G. *typhlon*, cecum, + *pēxis*, fixation.] Operation for anchoring a movable cecum.

typhlopto'sis [G. *typhlon*, cecum, + *ptosis*, a falling.] Downward displacement of the cecum.

typhlo'sis [G.]. Blindness.

typhlosteno'sis [G. *typhlon*, cecum, + *stenōsis*, a narrowing.] Stricture or stenosis of the cecum.

typhlos'tomy [G. *typhlon*, cecum, + *stoma*, mouth.] The surgical establishment of a cecal fistula.

typhlot'omy [G. *typhlon*, cecum, + *tomē*, incision.] The operation of cutting into the cecum.

typhobacillo'sis. Any continued fever with typhoid symptoms due to bacillary infection. **t. tuberculo'sa**, a continued fever with enlarged spleen but no visceral lesions, due to infection with the tubercle bacillus; the condition, which resembles typhoid fever, usually ends in recovery, but is followed later by pulmonary or mesenteric tuberculosis.

typhobac'terin. A vaccine of a killed culture of the typhoid bacillus.

typho'des. Typhoid.

typhogen'ic [typhus + G. *gennadō*, I produce.] Causing or predisposing to typhus fever.

typhos'mia. Typhæmia.

ty'phoid (typhus + G. *eidōs*, resemblance.) 1. Typhus-like; stuporose from fever. 2. Same as t. fever. **am'bulatory t.**, walking t., t. fever in which prostration is not a marked feature, and the patient does not take to the bed or may even continue at his daily work. **apyret'ic t.**, t. fever in which the temperature does not rise more than a degree or two Fahrenheit. **intermitt'ent t.**, Malta* fever. **la'tent t.**, ambulatory t. **t. bacillus**, *Bacillus typhosus*. **t. condi'tion**, a state of depression of the vital forces, muttering delirium or stupor, carphologia, involuntary discharges, etc., resembling the symptom-complex in severe typhoid fever, occurring in the course of other acute diseases. **t. fe'ver**, enteric f., abdominal typhus, dothi-enteritis; an acute infectious disease caused by the *Bacillus typhosus*. It is characterized by a continued fever, rising in a step-like curve the first week, great physical and mental depression, an eruption of rose-colored spots on the chest and abdomen, meteorism, often diarrhea, sometimes intestinal hemorrhage or perforation of the bowel; the average duration is four weeks, though aborted forms and relapses are not uncommon. The lesions are located chiefly in the lymph-follicles of the intestines, the mesenteric glands, and the spleen. **t. lympho'ma**, the occurrence of masses of lymphoid tissue in the peritoneum and some of the abdominal viscera in cases of typhoid fever. **t. measles**, (1) measles attended with typhoid symptoms; (2) typhorubeoloid. **t. meningi'tis**, epidemic cerebrospinal meningitis. **t. pneumo'nia**, pneumonia marked by evidences of profound physical and mental depression. **t. res'idue**, a preparation remaining after treating a pure culture of typhoid bacilli with absolute alcohol, ether, and an alcoholic solution of sodium hydroxide, whereby the extraneous matters, fats, and toxin are removed; it is non-toxic and is used as an immunizing agent and as a curative remedy in the early stages of typhoid fever. **t. septic'e'mia**, a general infection with the t. bacillus

without specific local manifestations. **t. spine**, a sequel of typhoid fever, consisting in weakness and pain on movement of the spine. **t. state**, t. condition. **t. symptoms**, the symptoms marking the t. condition. **t. toxæmia**, t. septicæmia. **walking t.**, ambulatory t.

typhoidal. Typhoid; relating to or resembling typhoid fever.

typhoidette (ti-foy-det') [Fr. dim. of *typhoide*, typhoid.] A mild or abortive form of typhoid fever.

typhoidin (ti-foy'din). A preparation of a killed and concentrated culture of the typhoid bacillus, similar in its method of preparation to Koch's old tuberculin.

typhoin (ti'fo-in). A vaccine of killed typhoid bacillus culture.

typholysin. An hemolysin formed by *Bacillus typhosus*.

typhomalarial. Relating to typhoid fever and malaria, noting an assumed hybrid of the two diseases.

typhomania [G. *typhos*, stupor, + *mania*, frenzy.] Bell's disease, periencephalitis; meningoencephalitis, marked by acute maniacal excitement followed by coma.

typhonia. The typhoid* condition.

typhopaludism. Typhoremittent* fever.

typhopneumonia (ti-fo-nu-mo'nī-ah). Typhoid* pneumonia.

typhoremittent. Noting a remittent malarial fever, accompanied by typhoid symptoms.

typhorheoloid. Typhoid fever in which the eruption resembles that of measles.

typhose. Resembling typhoid fever; referring especially to certain cases of syphilis with pyrexia, in which typhoid symptoms are present.

typhosepsis. Typhoid* septicæmia.

typhosis. A morbid state in which the symptoms resemble more or less those of typhoid fever.

typhosus. Typhous, relating to typhus or typhoid fever.

typhotoxin. A base isolated from old cultures of the typhoid bacillus; it is a ptomaine with the formula $C_7H_{11}NO_3$, causing in animals paralysis, diarrhea, and dilatation of the pupils.

typhous. Relating to typhus fever.

typhus [G. *typhos*, stupor.] Typhus fever, an acute infectious and contagious disease, marked by high temperature, great mental and physical depression, and a macular and petechial eruption, lasting about two weeks. There are no specific lesions. The disease occurs where large numbers are crowded together in poorly ventilated quarters and appears to be disappearing as municipal hygiene advances. **abdominal t.**, typhoid* fever. **blasting t.**, t. malignans. **hepatic t.**, Weil's* disease. **Mexican t.**, tabardillo, matlazahuatl. **t. ambulatarius**, ambulatory typhoid. **t. bilio'sus nos'tras**, Weil's* disease. **t. exanthematicus**, t. fever. **t. fever**, typhus. **t. ictero'des**, yellow* fever. **t. levis-simus**, (1) typhoid fever with very mild symptoms; (2) mild or abortive typhus fever. **t. malignans**, severe and rapidly fatal t. fever.

t. mit'ior, a mild or abortive typhus. **t. petechialis**, epidemic cerebrospinal meningitis. **t. recurrens**, relapsing* fever.

typ'ical. Relating to, having the characters of, or conforming to a type.

typus (te'poos) [L.] Type. **t. Froehlich**, Frelsch's syndrome, dystrophia* adiposogenitalis.

tyramine. A decomposition product of tyrosin, found also in ergot, C_8H_7NO ; its action is that of a vasoconstrictor in dose of gr. $\frac{1}{2}$ (0.005).

tyr'annism. Sadism; a lust for cruelty.

ty'ratol. Thymol carbonate.

tyrein (ti're-in) [G. *tyros*, cheese.] Coagulated casein.

tyremesis [G. *tyros*, cheese, + *emesis*, vomiting.] The vomiting of curdy material by infants.

tyri'asis [G. *tyros*, cheese.] 1. Elephantiasis arabum. 2. Alopecia.

tyrogenous (ti-roj'en-us) [G. *tyros*, cheese, + *gennao*, I produce.] Produced by, or originating in, cheese.

Tyroglyphus [G. *tyros*, cheese, + *glypho*, I carve.] A genus of mites, or acarids, including *T. sc* and *T. longior*, the cheese-mites.

ty'roid [G. *tyros*, cheese, + *eidos*, resemblance.] Cheesy, caseous.

tyroleucin [G. *tyros*, cheese, + *leukos*, white.] A substance formed by decomposing albumin.

tyro'ma [G. *tyros*, cheese, + *-oma*.] A cancerous tumor.

tyromatosis [G. *tyros*, cheese.] Caseation.

ty'rosal. Salipyrine.

ty'rosin [G. *tyros*, cheese.] An amidoacid formed as a result of the tryptic digestion or putrefaction of nearly all proteins.

tyrosinase (ti'ro-sin-az). A ferment acting upon tyrosin.

tyrosinuria [tyrosin + G. *ouros*, urine.] The excretion of tyrosin in the urine.

tyro'sis [G. *tyros*, cheese.] 1. The curdling of milk. 2. Tyromatosis. 3. Tyremesis.

ty'rothrix [G. *tyros*, cheese, + *thrix*, hair.] A bacillus causing the coagulation of casein.

tyrotoxicon [G. *tyros*, cheese, + *toxikon*, poison.] A ptomaine, diazobenzol, which is the toxic agent in many cases of ice-cream and cheese poisoning.

tyrotox'in [G. *tyros*, cheese, + *tox'in*.] Tyrotoxicon, or any toxic product of milk.

tyrotox'ism. Poisoning by cheese or any milk-product.

tyrox'in. A decomposition product of albumin.

Tyrr'ell's fas'cia [Frederick Tyrrrell, English physician, 1797-1843.] Denonvillier's* sponoon. **T.'s hook**, a slender blunt hook used for drawing out the iris in iridectomy.

Ty'son's antimo'nial powder. A powder resembling pulvis antimonialis (B.P.) though weaker, containing only 10 per cent. antimony oxide.

Ty'son's glands [Edward Tyson, English anatomist, 1649-1708.] Glandulæ odoriferæ, sebaceous glands of the corona glandis and inner surface of the prepuce.

TZ [tuberculin + Ger. *symplastische Substanz*, zymoplastic substance.] v. Behring's formula for the dried residue of the constituents of the tubercle bacillus soluble in alcohol.

U

U. 1. The chemical symbol of *uranium*. 2. Abbreviation for *unit*. 3. Symbol for kilurane, or 1000 uranium units.

uabain (wah'bah-in). Ouabain.

u'berous [L. *uber*, fruitful.] Fertile, prolific.

u'berity [L. *ubertas*; *uber*, fruitful.] Fertility, fruitfulness.

ucam'bin. An African arrow poison, a heart-poison resembling digitalis or strophanthus in its action.

udd'er [A.S. *úder*.] The large bag-like mammary gland of the cow and certain other animals.

Udrán'szky's test [László *Udránszky*, Hungarian physiologist, contemporary.] For bile in the urine: a solution of furfural and sulphuric acid are added to the urine, whereupon a bluish red color will appear if bile pigments are present.

Uffelmann's reagent (oo'fel-mahn) [Julius *Uffelmann*, German physician, 1837-1894.] A solution of 3 drops each of concentrated carbolic acid and liquor ferri chloridi in 300 drops of water. The solution is of an amethyst blue color which turns a lemon yellow in the presence of lactic acid, assumes an opaline tint in that of butyric acid, and is decolorized by hydrochloric acid.

Uhlenhuth's meth'od (oo'ten-hoot) [Paul *Uhlenhuth*, Berlin bacteriologist, *1870.] 1. Precipitin test by means of an immune-serum obtained from rabbits or horses which have received repeated intravenous or intraperitoneal injections of human blood. 2. A method of the examination of tuberculous sputum by the addition of antiformin.*

Uthoff's sign (oot'hawf) [W. *Uthoff*, Breslau ophthalmologist, *1853.] Nystagmus-like movements of the eyeballs in multiple sclerosis.

ukam'bin. Ucambin.

Uki'ah Vichy Springs, California. Alkaline-saline-carbonated waters, 93° F. Numerous springs on the premises. Used by drinking and bathing in dyspepsia, irritability of the gastroenteric mucous membrane, torpor of liver and bowels, gout, rheumatism, Bright's disease, acid condition of blood and urine, and other disorders. April to November.

ulæmorrhæ'gia [G. *oulon*, gum, + *hæmorrhagia*, hemorrhage.] Bleeding from the gums.

ulatro'phia [G. *oulon*, gum, + *atrophia*, atrophy.] Shrinkage or retraction of the gums.

ulcer [L. *ulcus*.] A lesion of a cutaneous or mucous surface, caused by a molecular disintegration of the superficial parts, attended usually by more or less suppuration. A wound, or superficial loss of tissue due to traumatism, is not primarily an ulcer, but may become such if the healing process is arrested or the wound becomes infected with pyogenic microorganisms. **aton'ic u.**, one which shows little or no tendency to heal. **autoch'-thonous u.**, chancre. **call'ous u.**, indolent u. **constitu'tional u.**, one due to a systemic disease, such as tuberculosis. **creep'ing u.**, serpiginous u. **cystoscop'ic u.**, an ulcer of the bladder resulting from a burn of the mucous membrane by the lamp of a cystoscope. **den'driform u.**, a linear u. of the cornea which sends out branches in various directions. **disten'tion u.**, an u. of the intestine in the dilated part above a stricture. **endem'ic u.**,

oriental boil.* **groin u.**, granuloma inguinale tropicum. **in'dolent u.**, callous u., a chronic ulcer, with hard elevated edges and few or no granulations, and showing no tendency to heal. **marg'inal ring u. of the cor'nea**, a slowly creeping intermittent ulcer involving gradually the circumference of the corneal margin. **pep'tic u.**, round u., an ulcer of the mucous membrane of the stomach or duodenum, caused by the action of the gastric juice upon a portion where the nutrition has been interfered with in some way. **perforat'ing u. of the foot**, malum perforans pedis, a round, deep, trophic ulcer of the sole of the foot, following disease or injury, in any part of its course from the center to the periphery, of the nerve supplying the part. **phageden'ic u.**, a rapidly spreading u. attended by the formation of more or less extensive sloughing. **phleg'monous u.**, one attended with inflammation of the neighboring tissues. **ro'dent u.**, *ulcus exedens*, *noli me tangere*, Jacob's ulcer; a superficial erosion due to the breaking down of a cutaneous epithelioma of slight depth. **round u.**, peptic u. of the stomach or duodenum. **ser'pent u. of the cor'nea**, a creeping u. of the cornea. **serpig'inous u.**, a creeping u., extending on one side while healing at the opposite edge. **simple u.**, a local, not constitutional, u. attended with no marked pain or inflammation. **ster'coral u.**, an u. of the colon due to pressure and irritation of retained fecal masses. **symptomati'c u.**, a constitutional u. **transpa'rent u. of the cor'nea**, an u. of the cornea, occurring usually in children, which heals without opacity, leaving only a slight pit. **troph-oneuro'tic u.**, decubitus. **trop'ical u.**, oriental boil.* **var'icose u.**, localized destruction of the skin over a varicose vein, usually of the leg, due to mechanical pressure, nutritive disturbances, or bacterial action.

ul'cerate. 1. To break down into an ulcer or ulcers.

ul'cerated. Converted into or containing an ulcer or ulcers. **u. sore-throat**, putrid sore*-throat. **u. tooth**, suppurative inflammation of the alveolar periosteum with ulceration of the gum around the decaying root of a tooth.

ulcera'tion. 1. The formation of an ulcer. 2. An ulcer or aggregation of ulcers.

ul'cerative. Relating to or causing an ulcer or ulcers. **u. scrof'uloderm**, mycosis fungoides.

ulceromem'branous. Relating to or characterized by ulceration and the formation of a false membrane.

ul'cerous. Relating to or affected with ulceration. **ul'cus**, pl. *ul'cera* [L.] Ulcer.* **u. cancro'sum**, (1) rodent ulcer, an ulcerating cancer; (2) chancre, chancroid. **u. cystoscop'icum**, cystoscopic ulcer. **u. du'rum**, chancre. **u. ex'edens**, rodent ulcer.* **u. gra'ue**, mycetoma. **u. indura'tum**, chancre. **u. moll'e**, chancroid. **u. pulmo'nis**, a tuberculous pulmonary cavity. **u. ro'dens**, rodent ulcer. **u. rotun'dum**, round ulcer. **u. ser'pens cor'neæ**, a creeping ulcer of the cornea, Saemisch's ulcer. **u. tuberculo'sum**, lupus, *ulcus*. **u. vene'reum**, (1) chancre; (2) chancroid. **u. ventric'uli**, gastric ulcer.

ulerythe'ma [G. *oulê*, scar, + *erythema*, redness of

yellow pigment, a natural earth containing manganese and iron oxide.

umbil'ical. Relating to the umbilicus. *u. cord*, funiculus umbilicalis [BNA]. *u. duct*, omphalo-mesenteric* duct. *u. fissure*, *u. fossa*, fossa venæ umbilicalis [BNA]. *u. notch*, incisura umbilicalis [BNA]. *u. stalk*, *u. duct*. *u. ves'icle*, see *vesicle*.

umbil'icate, umbil'icated [L. *umbilicatus*.] Of navel shape, pit-like, dimpled.

umbilica'tion. 1. A pit or navel-like depression. 2. The formation of a depression at the apex of a vesicle or pustule.

umbil'icus [L. a round pebble, navel.] The pit in the center of the abdominal wall marking the point where the umbilical cord entered in the fetus; the navel, "belly button."

um'bo, gen. *umbo'nis*, pl. *umbo'nes* [L. prominence or boss.] 1. A projecting point on a surface. 2. The depression on the external surface (projection from the tympanic surface) of the membrana tympani caused by the pull of the manubrium of the malleus, umbo membranæ tympani [BNA].

um'bonate [L. *umbo*, boss of a shield, knob.] Marked by a knob, noting a form of surface elevation of a bacterial culture; see cut under *culture* A, 7.

umbras'copy [L. *umbra*, shadow, + G. *skopō*, I view.] Skiascopy.

umstim'mung (oom'stim-moong) [Ger. *umstimmen*, to give a different tune.] Neisser's term for a condition of irritability of the skin in syphilitics in which a slight traumatism will excite an abnormally severe reaction.

Una'ka Springs, Tennessee. The waters are reported to contain iron and sulphate of magnesia. Four springs. Used by drinking in dyspepsia, chronic dysentery, and other complaints.

unbal'ance. Imbalance.

Unca'ria [L. *uncus*, a hook.] A genus of plants of the order *Rubiaceæ*. *U. acida*, *U. gambir*, are sources of gambir, the latter the principal one.

un'cia [L.] An ounce.

un'ciform [L. *uncus*, hook, + *forma*, form.] Hook-shaped. *u. bone*, os hamatum [BNA].

unciforme (un-si-for'me) [L.] Unciform bone, os* hamatum [BNA].

un'cinal. Uncinate, hooked.

Uncina'ria [L. *uncinus*, a hook.] A genus of *Nematoda*, the members of which are parasitic in the duodenum where they attach themselves to the mucous membrane, sucking the blood and causing a state of anemia and mental and physical inertia. The eggs are passed with the feces and the larvæ develop in moist soil; they enter the body of man through the skin of the feet and ankles, possibly also in the drinking water, and reach maturity in the intestine. *U. americana*, new-world hookworm, present in the southern United States, Cuba, Porto Rico, and probably elsewhere in tropical America; it is shorter and more slender than *U. duodenalis*, and has semilunar chitinous plates instead of the hook-like teeth. *U. duodena'lis*, *Ankylostoma duodenale*, old-world hookworm; a reddish cylindrical worm 8 mm. (male) to 18 mm. (female) in length, and about 0.5 mm. in diameter; in the oral cavity are four hook-like teeth on the ventral surface and two on the dorsal surface, and at the base of the oral cavity one tooth on the dorsal surface and two chitinous lamellæ on the ventral surface.

uncinari'asis. Ankylostomiasis, dochmiasis, hook-worm disease, Egyptian chlorosis, tunnel-anemia, miners' anemia, brickmakers' anemia, mountain-

anemia; pronounced anemia with mental and physical inertia due to the presence of *Uncinaria* in the intestine. *u. cu'tis*, ground itch, circumscribed inflammation of the skin, chiefly of the feet, caused by invasion of the larvæ of *Uncinaria duodenalis*.

un'cinat [L. *uncinatus*.] Hooked, hook-shaped.

uncina'tum. Unciform bone, os* hamatum [BNA].

un'cypressure [L. *uncus*, hook, + *pressura*, pressure.] Arrest of hemorrhage from a cut artery by pressure with a blunt hook.

uncom'plemented. Not united with complement and therefore inactive, noting interbodies or amboceptors.

unconscious (un-kon'shus). Not conscious, insensible. *u. cerebra'tion*, subconsciousness.

uncoossified (un-ko-os't-fid). Not coossified, not united into one bone.

unction (unk'shun) [L. *unctio*; *ungere*, to anoint.] The action of anointing, or smearing with an ointment or oil.

unc'tuous. Greasy, oily.

unc'ture. Ointment, unguent.

un'cus [L. a hook.] Any hook-shaped process or structure; specifically, the hooked extremity of the hippocampal convolution. *u. gy'ri fornica'ti*, *u. gy'ri hippocampi*. *u. gy'ri hippocam'pi* [BNA], hook of the hippocampal convolution, the curved anterior extremity of the hippocampal gyrus, lying on the under surface of the brain just behind the substantia perforata anterior.

un'dercurt. A shelf or depression from the general surface of a tooth-cavity made for the purpose of anchoring a filling.

un'derhorn. Cornu inferius of the lateral ventricle of the brain.

underhung', underjawed (un-der-jaw'd'). Having a prominent lower jaw.

Un'derwood Spring, Maine. Neutral waters. Used by drinking in dyspepsia, gout, rheumatism, the uric acid diathesis, gallstones, and irritability of the urinary organs.

undesce'n'ded. Not descended, noting a testicle which is retained within the abdomen.

un'dine [L. *undina*, a water-sprite.] A small glass flask used in irrigation of the conjunctiva, and in cataract extraction.

un'dertoe. A displacement of the great toe beneath the second toe.

un'dulant [L. *unda*, a wave.] Waving, rising and falling or moving to and fro with a wave-like motion. *u. fever* [referring to the wavy appearance of the long temperature curve], Gibraltar fever, Malta fever, Mediterranean fever, Neapolitan fever; a specific fever of long duration due to the presence of *Micrococcus melitensis*; it has no distinctive pathology, but is marked clinically by repeated febrile paroxysms a week or more in duration, attended with enlargement of the spleen, profuse sweating, and painful swelling of the joints, separated by intervals of normal or nearly normal temperature. *u. membrane*, the delicate lateral membranous expansion of trypanosomes and spirochetes.

un'dulate. Having an irregular wavy border, noting the shape of a bacterial colony; see illustration under *colony*.

un'dulating. Waving, wave-like, undulant.

undula'tion [L. *unda*, wave.] A wave-like movement, fluctuation.

ung. Abbreviation of L. *unguentum*, ointment.

un'gual [L. *unguis*, nail.] Relating to a nail or the nails, ungual. *u. phalanx*, the terminal phalanx of each of the fingers and toes. *u. tuly*

os'ity, tuberositas unguicularis; the spatula-like extremity of the terminal phalanx of each of the fingers and toes, which supports the nail.

un'guent [L. *unguentum*.] Ointment, salve.

un'guentine. Trade name of an antiseptic ointment, containing phenol, ichthyol, and alum in petrolatum.

un'guen'tum, gen. *unguen'ti*, pl. *unguen'ta* [L.] 1. Ointment salve; an unctuous preparation, with which a medicinal agent may be intimately incorporated, solid or semisolid at ordinary temperatures, but liquefied at the temperature of the skin. Ointments are used, according to the vehicle employed or the medicinal agent incorporated therewith, as simple protectives, as agents in the treatment of skin diseases, or as a means of systemic medication by absorption through the skin. The usual bases for ointments are petrolatum and hard paraffin (non-absorbable), lard, wax, oil, and spermaceti, alone or mixed in various proportions (for ointments to act upon the skin only), and lanolin (absorbable and used for systemic medication). 2. (U.S.) u. simplex, simple ointment; white wax 200, benzoinated lard 800; used as an emollient and protective application, and as a base for remedies intended for local application.

u. ac'id'i bo'rici (U.S., Br.), ointment of boric acid; boric acid 100, paraffin 100, white petrolatum 800 (U.S.); boric acid 1, paraffin ointment 9 (Br.); used in burns and abrasions.

u. ac'id'i car'bol'ici (Br.), carbolic acid or phenol ointment, u. phenolis (U.S.); carbolic acid 1, glycerin 3, white paraffin ointment 21; used in burns and superficial wounds.

u. ac'id'i salicyl'ici (Br.), salicylic acid ointment; salicylic acid 10, paraffin ointment 490; used in certain skin diseases.

u. ac'id'i tan'nici (U.S.), ointment of tannic acid; tannic acid 20, glycerin 20, ointment 60; application for hemorrhoids and ulcers.

u. ac'oni'tæ (Br.), aconitine ointment; aconitine 10, oleic acid 80, lard 410; used especially in supra-orbital neuralgia.

u. aq'ue ro'sæ (U.S., Br.), ointment of rose water, cold cream; spermaceti 125, white wax 120, expressed oil of almond 560, sodium borate 5, stronger rose water 190 (U.S.); white wax and spermaceti each 1½ ounces, almond oil 9 ounces, rose water 7 fluidounces, oil of rose 8 minims (Br.); soothing and protective application.

u. atrop'ine (Br.), atropine ointment; atropine 10, oleic acid 40, lard 450; used locally as an anodyne in neuralgia.

u. belladon'næ (U.S., Br.), belladonna ointment; extract of belladonna leaves 10, diluted alcohol 5, hydrous wool-fat 20, benzoinated lard 65 (U.S.); liquid extract of belladonna 2, evaporated to ½ and then mixed with benzoinated lard 2½ (Br.); anodyne application.

u. calami'næ (N.F.), calamine ointment, Turner's cerate; prepared calamine 1, unguentum (U.S.) 5; astringent and protective.

u. campho'ræ (N.F.), u. camphora'tum, camphor ointment; camphor 22 in a mixture of lard and white wax 78; stimulating.

u. cantha'ridis (Br.), ointment of cantharides, cantharidal ointment; cantharides 1, benzoinated lard 10; rubefacient.

u. cap'sici (Br.), capsicum ointment; capsicum 120 grains, spermaceti 60 grains, olive oil 1 ounce; rubefacient.

u. chrysarobi'ni (U.S., Br.), chrysarobin ointment; chrysarobin 6, benzoinated lard 95 (U.S.); chrysarobin 20, benzoinated lard 480 (Br.); employed in psoriasis and other affections of the skin.

u. coca'ni (Br.), cocaine ointment; cocaine 20, oleic acid 80, lard 400; employed locally in painful conditions of superficial structures.

u. con'i'i (Br.), conium ointment; conium juice 2,

evaporated to ½ and mixed with hydrous wool-fat 1 employed for the relief of superficial pains.

u. creoso'ti (Br.), creosote ointment; creosote 1, soft paraffin 5, hard paraffin 4; applied to chilblains, indolent ulcers, and various skin diseases.

u. creoso'ti salicyla'tum exten'sum (N.F.), creosote salicylic acid salve mull; creosote 20, salicylate acid 12, yellow wax 5, benzoinated lard 65, spread on mull or cheesecloth.

u. diach'ylon (U.S.), diachylon ointment, Hebra's lead ointment; lead plaster 50, oil of lavender flowers 5, olive oil 49; employed in eczema and hyperidrosis.

u. eucalypt'i (Br.), eucalyptus ointment; oil of eucalyptus 1, hard paraffin 4, white soft paraffin 5, applied to indolent ulcers and in various skin diseases.

u. exten'sum (N.F.), salve mull, steatium 2, medicated mixture of benzoinated lard and wax spread on mull or cheesecloth, and applied to the skin (cloth side down) in the treatment of diseases of that part.

u. fus'cum (N.F.), brown ointment, mother's ointment; camphorated brown plaster 2, olive oil 1, suet 1; cutient.

u. gal'læ (U.S., Br.), nutgall ointment, ointment of galls; nutgall 20, ointment 80 (U.S.); nutgall 1, benzoinated lard 4 (Br.); employed as a local astringent.

u. gal'læ cum op'io (Br.), ointment of galls and opium; opium 75, ointment of galls 925; used as a local astringent in painful conditions, such as hemorrhoids.

u. hamamel'idis (Br.), ointment of hamamelis with hazel ointment; liquid extract of hamamelis 5, hydrous wool-fat 2½; a soothing application.

u. hydrarg'ryi (U.S., Br.), mercurial ointment, triturate mercury 500, oleate of mercury 50, prepared suet 230, benzoinated lard 250 (U.S.); triturate together 1 lb. of mercury, 1 lb. of lard, and 1 oz. of suet (Br.) employed by inunction in syphilis.

u. hydrarg'ryi ammonia'ti (U.S., Br.), ointment of ammoniated mercury, white precipitate ointment, ammoniated mercury 10, white petrolatum 50, hydrous wool-fat 40 (U.S.); ammoniated mercury paraffin ointment 9 (Br.); applied in chronic skin diseases and in tubercular syphilides.

u. hydrarg'ryi chlo'r'idi cor'ros'vi exten'sum (N.F.), corrosive mercuric chloride salve mull; corrosive mercuric chloride 2, alcohol 50, benzoinated lard 52, suet 900, spread on mull or cheesecloth.

u. hydrarg'ryi compos'itum (Br.), compound ointment of mercury; mercurial ointment 10, yellow wax 6, olive oil 6, camphor 3; used by inunction in syphilis.

u. hydrarg'ryi dilu'tum (U.S.), diluted mercurial ointment, blue ointment; mercurial ointment 67½, petrolatum 330; used for the same purposes as mercurial ointment.

u. hydrarg'ryi io'd'idi ru'br'i (Br.), ointment of iodide of mercury; mercuric iodide 20, benzoinated lard 480; applied to syphilitic and tuberculous skin.

u. hydrarg'ryi nitra'tis (U.S., Br.), ointment of mercuric nitrate, citrine ointment; mercury 72, citric acid 175, anhydrous lard 760 (U.S.); mercury 1, citric acid 3, lard 4, olive oil 7 (Br.); a stimulating application in chronic skin diseases.

u. hydrarg'ryi nitra'tis dilu'tum (Br.), diluted ointment of mercuric nitrate, diluted citrine ointment; citrine ointment 1, soft paraffin 4.

u. hydrarg'ryi olea'tis (Br.), oleate of mercury ointment; oleate of mercury 1, benzoinated lard 2; used for the same purposes as mercurial ointment.

u. hydrarg'ryi ox'idi fl'a'vi (U.S., Br.), ointment of yellow mercuric oxide; yellow mercuric oxide 12, distilled water 10, hydrous wool-fat 40, petrolatum 20 (U.S.); yellow mercuric oxide 10, soft paraffin 490 (Br.) applied diluted to blepharitis, sties, etc.

u. hydrarg'ryi ox'idi ru'br'i (U.S., Br.), ointment of red mercuric oxide, red precipitate ointment, red mercuric oxide 10, distilled water 10, hydrous wool-fat 20, petrolatum 40 (U.S.); red mercuric oxide 1, paraffin ointment 2½; used in the treatment of indolent ulcers.

u. hydrarg'ryi subchlor'idi (Br.), mercurous subchloride ointment, calomel ointment; mercurous chloride 10, benzoinated lard 2½; applied in certain skin diseases.

u. io'd'i (U.S., Br.), iodine ointment, iodo

potassium iodide 4, glycerin 12, benzoinated lard 80; employed in chilblains and in the treatment of glandular enlargements.

u. *iodoformi* (U.S., Br.), iodoform ointment; iodoform 10, lard 90 (U.S.); iodoform $\frac{1}{2}$, paraffin ointment $\frac{1}{2}$ (Br.); employed for the same purposes as iodoform in powder.

u. *ma'tris*, mother's salve, u. *fusum* (N.F.).

u. *mylab'ridis* (B.A.), mylabris ointment, resembles u. *cantharidis* in preparation and use.

u. *myrobal'ani* (B.A.), myrobalan ointment; myrobalan 1, benzoinated lard 4; used for the same purposes as ointment of galls.

u. *myrobal'ani cum o'pio* (B.A.), same as the preceding with the addition of opium 7.5 per cent.; same uses as u. *gallæ cum opio*.

u. *paraff'ni* (Br.), paraffin ointment; hard paraffin 3, soft paraffin 7; employed as a protective and as a base for medicated ointments.

u. *pheno'lis* (U.S.), phenol ointment, u. *acidi carbolic* (Br.); phenol 3, white petrolatum 97; employed in wounds, burns, etc.

u. *pl'cis compos'itum* (N.F.), compound tar ointment; oil of tar 4, tincture of benzoin 2, zinc oxide 3, in a mixture of cottonseed oil, lard, and yellow wax 91; antiseptic and antipruritic.

u. *pl'cis liq'uae* (U.S., Br.), tar ointment; tar 500, yellow wax 125, lard 375 (U.S.); tar 5, yellow wax 2 (Br.); employed in psoriasis, eczema, and ringworm.

u. *plum'bi ace'is* (Br.), lead acetate ointment; lead acetate 20, white paraffin ointment 480; an astringent application in burns, chilblains, etc.

u. *plum'bi carbona'tis* (Br.), lead carbonate ointment, white lead ointment; lead carbonate $\frac{1}{2}$, white paraffin ointment $\frac{1}{2}$; a soothing application to burns and superficial inflammations.

u. *plum'bi io'didi* (Br.), lead iodide ointment; lead iodide $\frac{1}{2}$, yellow paraffin ointment $\frac{1}{2}$; a stimulating application to indolent ulcers.

u. *poas'sii io'didi* (U.S., Br.), ointment of potassium iodide; potassium iodide 10, potassium carbonate 0.6, water 10, benzoinated lard 80 (U.S.); potassium iodide 50, potassium carbonate 3, distilled water 47, benzoinated lard 400 (Br.); employed as an application to enlarged glands.

u. *resin'æ* (Br.), resin or rosin ointment, ceratum resinæ (U.S.); resin 4, yellow beeswax 4, lard 3, olive oil 4; a stimulating application to indolent ulcers and chilblains.

u. *resorci'ni compos'itum* (N.F.), compound resorcin ointment, "soothing ointment"; resorcinol, bismuth subnitrate, and zinc oxide each 6, oil of cade 12, petrolatum, paraffin, and lanolin 70; astringent and antiseptic.

u. *salicyla'tum exten'sum* (N.F.), salicylic acid save mull; salicylic acid 10, benzoinated lard 10, benzoinated suet 80, spread on mull or cheesecloth.

u. *sim'plex*, simple ointment, unguentum (s).*

u. *staphisa'griæ* (Br.), stavesacre ointment; stavesacre seeds 2, yellow wax 1, benzoinated lard 84; employed as a parasiticide.

u. *stramo'nii* (U.S.), stramonium ointment; extract of stramonium 10, diluted alcohol 5, hydrous wool-fat 20, benzoinated lard 65; employed to relieve the pain of hemorrhoids, fissures, etc.

u. *sulphuris* (U.S., Br.), sulphur ointment; washed sulphur 150, benzoinated lard 850 (U.S.); sublimed sulphur 1, benzoinated lard 4 (Br.); employed in the treatment of scabies.

u. *sulphuris compos'itum* (N.F.), compound sulphur ointment, Wilkinson's ointment, Hebra's itch ointment; precipitated calcium carbonate 10, sublimed sulphur 15, oil of cade 15, soft soap and lard each 30; employed in scabies and as an antiseptic and antipruritic in eczema.

u. *sulphuris io'didi* (Br.), ointment of iodide of sulphur; sulphur iodide 20, glycerin 20, benzoinated lard 400; employed in the treatment of certain chronic skin diseases.

u. *veratrine* (U.S., Br.), veratrine ointment; veratrine 4, expressed oil of almond 6, benzoinated lard 90 (U.S.); veratrine 10, oleic acid 40, lard 450 (Br.), employed externally in neuralgia.

u. *zin'ci* (Br.), zinc ointment, u. *zin'ci oxidi* (U.S.)

zinc oxide 3, benzoinated lard 17; protective agent in burns and raw surfaces.

u. *zin'ci exten'sum* (N.F.), zinc salve mull; zinc oxide 10, benzoinated lard 20, benzoinated suet 70, spread on mull or cheesecloth.

u. *zin'ci olea'tis* (Br.), zinc oleate ointment; precipitated zinc oleate 1, white soft paraffin 1; used in the treatment of eczema.

u. *zin'ci ox'idi* (U.S.), ointment of zinc oxide, u. *zin'ci* (Br.); zinc oxide 200, benzoinated lard 800; used as a soothing mildly astringent application in skin diseases, burns, and abrasions.

u. *zin'ci stea'ra'tis* (U.S.), ointment of zinc stearate; zinc stearate 50, white petrolatum 50; employed as a mildly astringent protective in skin affections.

Unguicula'ta [L. *unguiculus*, nail or claw.] A class or division of *Mammalia*, including all having nails or claws, as distinguished from the *Ungulata*.

unguic'ulate. 1. Having nails. 2. Having claws, as distinguished from hoofs.

ungui'culus [L. dim. of *unguis*, nail.] A small nail or claw.

un'guinal. Relating to a nail or the nails, unguinal.

un'guis, gen. *un'guis*, pl. *un'gues* [L.] 1. Onyx, nail, one of the thin, horny, transparent plates covering the dorsal surface of the distal end of each terminal phalanx of fingers and toes. A nail consists of corpus or body, the visible part, and radix or root at the proximal end concealed under a fold of skin. The under part of the nail is formed from the stratum germinativum and mucosum of the epidermis, the free surface from the stratum lucidum, the thin cuticular fold overlapping the lunula representing the stratum corneum. 2. Os unguis, the lacrymal bone, os lacrimale [BNA]. 3. Hippocampus minor, calcar avis [BNA]. 4. A collection of pus in the cornea, onyx, hypopyon. u. *a'vis*, u. *Hall'eri*, calcar avis [BNA].

un'gula [L. a claw.] 1. Hoof of the horse, ox, etc. 2. An instrument used for the extraction of a dead fetus from the uterus.

Ungula'ta [L. *ungula*, hoof.] A class or division of the *Mammalia*, containing the animals with hoofs, as distinguished from the *Unguiculata*.*

unhealthful (un-helth'fûl). Unwholesome, insalubrious, injurious to health.

unhealthy (un-hel'thi). Unsound, not well, morbid, inclined to be ill.

uni- [L. *unus*, one.] A prefix denoting one, single, not paired; equivalent to the Greek prefix *mono-*.

uniar'ial. Having but one axis; growing chiefly in one direction.

uniba'sal. Having but one base.

unicam'erate [L. *unus*, one, + *camera*, chamber.] Having but one cavity, unilocular.

unicell'ular [L. *unus*, one, + *cellula*, a cell.] Composed of but one cell, as the protozoans.

unicen'tral. Having a single center, as of growth or of ossification.

unicep'tor [*unus*, one, + *capere*, to take.] A receptor which has only a haptophore group or a haptophore and a zymophore group, but no complementophile group.

u'nicism [L. *unus*, one.] The doctrine formerly held by many that there was but one venereal poison, at least that chancroid and the syphilitic chancre were due to the same virus; opposed to *dualism*.

u'nicornous. Having but one horn, or cornu.

u'nicorn [L. *unus*, one, + *cornu*, horn.] Unicornous, having a single horn or cornu. u. *root*, aletris.

u. *u'terus*, a unilaterally developed uterus in which one cornu is imperfectly formed.

unicus'pid [L. *unus*, one, + *cuspid*, point.] 1.

Provided with but one cusp, as a canine tooth. 2. One of the canine or incisor teeth which have but one cusp.

unicuspidate. Unicuspid.

unifamilial [L. *unus*, one, + *familia*, family.] Relating to or occurring in a single family; noting especially a nervous disease attacking several of the children in the same family in which no hereditary taint is apparent.

uniflagellate (u-ni-flaj'el-at). Having but one flagellum.

uniforrate [L. *unus*, one, + *foratus*; *forare*, to pierce.] Having but one foramen, pore, or opening of any kind.

uniform [L. *unus*, one, + *forma*, form.] 1. Having but one form, not variable in form. 2. Of the same form or shape as another structure or object.

unigerminial [L. *unus*, one, + *germen*, bud, germ.] Relating to a single germ or ovum.

uniglandular. Involving or containing but one gland.

unigravida [L. *unus*, one, + *gravida*, pregnant.] A woman who is pregnant for the first time.

unilaminar, unilaminated. Having but one layer or lamina.

unilateral [L. *unus*, one, + *latus* (later-), side.] Confined to one side only.

unilobar. Having but one lobe.

unilocular [L. *unus*, one, + *loculus*, compartment.] Having but one compartment, unicameral.

uninuclear, uninucleate. Having but one nucleus.

unioocular [L. *unus*, one, + *oculus*, eye.] 1. Relating to one eye only. 2. Having but one eye, one-eyed.

union (ün'yün) [L. *unus*, one.] 1. The joining or amalgamation of two or more bodies; adhesion or growing together. 2. The structural adhesion or growing together of the edges of a wound. *u.* by first intention, etc., see *intention*. *vic'ious u.*, union of the ends of a broken bone in such a way as to cause a deformity, or a crooked limb.

unioval, uniovular (u-ni-o'val, u-ni-ov'u-lar). Relating to or formed from a single ovum.

unipara [L. *unus*, one, + *para*, from *parere*, to bring forth.] A woman who has borne but one child.

unipar'ens. Uniparous.

uniparous. 1. Giving birth to one young at a time. 2. Noting a unipara.

unipennate [L. *unus*, one, + *penna*, feather.] Having a feather arrangement on one side; resembling one-half of a feather. *u.* muscle, a muscle with a lateral tendon to which the fibers run obliquely, giving a resemblance to one lateral half of a feather.

unipolar [L. *unus*, one, + *polus*, pole.] Having but one pole, noting a nerve-cell in which the branches project from one side only.

uniseptate. Having but one septum or partition.

unisex'ual. Relating to or having one sex only.

unit [L. *unus*, one.] 1. One, a single person or thing. 2. A standard of measure, weight, or any other quality, by multiplications or fractions of which a scale or system is formed. *ambocep'tor u.*, the smallest quantity of amboceptor in the presence of which a definite quantity of red blood cells will be dissolved by an excess of complement. *an'tigen u.*, the smallest amount of antigen which will fix one complement unit so as absolutely to inhibit hemolysis. *antitox'ic u.*, immunizing u.

C.G.S. u., any unit in the centimeter-gram-second system. *complement u.*, the smallest amount of complement which will cause solution of a definite quantity of red blood cells in the presence of an amboceptor unit. *electrical u.*, see *ampere*, *coulomb*, *dyne*, *erg*, *farad*, *joule*, *ohm*, *volt*, *weber*. *hemolytic u.*, the quantity of inactivated immune serum, which, complement being present, will cause complete hemolysis in 1 c.c. of a 5 per cent. emulsion of washed red blood corpuscles. *immunizing u.*, the amount of antitoxin which will exactly neutralize 100 toxic units. *toxic u.*, the minimal dose of a toxin which will kill a standard guinea-pig (one weighing about 250 grams) in three or four days. *u. of force*, *dyne*. *u. of heat*, in the metric system, *calory*, or the amount necessary to raise a kilogram of water from 0° to 1° C.; in the English system the pound-degree, or the amount necessary to raise a pound of water from a temperature of 50° to one of 51° F. *u. of length*, in the metric system, *meter*; in the C.G.S. system, *centimeter*; in the English system it is variable; the inch for short distances, the foot for moderate distances and for elevation, and the mile for long distances. *u. of light*, *candle-power*. *u. of weight*, in the English system the pound; in the metric system the gram. *uranium u.*, a unit for the measurement of radioactivity, that of uranium being taken as 1. *urotoxic u.*, see *urotoxic*.

unitarian. Unitary. *u. theory*, Bordet's theory that the serum of each animal contains but one alexin or complement although the alexins of different species of animals differ.

unitary. Relating to a unit, unitarian.

univalence. A valence of one, the state of being univalent.

univalent [L. *unus*, one, + *valere*, to have power.] Having the combining power of an atom of hydrogen.

Unna's disease' (oo'nah) [Paul Unna, German dermatologist, *1850.] Seborrheic eczema. *U.'s layer*, stratum granulosum (1). *U.'s mull*, salve mull, unguentum* extensum (N.F.) *U.'s paste*, a preparation containing zinc oxide and mucilage of acacia and glycerin applied as an adhesive salve in skin diseases. *U.'s pencil*, stilus dilubilis.

Unna's plasma cell (oo'nah). A histioid cell with basophil cytoplasm occurring in inflammatory exudates; fibroblast.

Unna-Taenzer stain (oo'nah-tent'ser). An aniline stain for fibroelastic tissues.

unnerve'. In veterinary practice to excise a nerve or a tendon.

unofficial (un-ō-fish'al). Not listed in the pharmacopeia.

unorg'vanized. 1. Inorganic. 2. Without definite structure. 3. Not provided with organs.

unorienta'tion. Disorientation.

unrest'. Inquietude; instability; nervousness. *peristaltic u.*, a spasmodic irregularity of the movements of the stomach or intestine.

unsaturated. Not saturated; noting a solution in which the menstruum is capable of dissolving more of the solid; noting also a chemical compound in which all the affinities are not satisfied so that still other atoms or radicals may be added to it.

Unschuld's sign (oon'shoolt). [Paulus Unschuld, German physician, *1835.] Frequent cramps in the calves of the legs, occurring in diabetes.

unsex'. To castrate, to deprive of the ovaries.

unsound'. Unhealthy, morbid, defective

nstri'ated. Without striations, not striped, noting the structure of the smooth or involuntary muscles.

nuni'ted. Not united or knit, noting an unhealed fracture.

['averricht's disease' (oon'fer-rikht) [Heinrich *U-verricht*, German physician, 1853-1912.] *Thomson's disease*, *myotonia** congenita.

nwell'. 1. Slightly ill, indisposed. 2. Menstruating.

nwholesome (un-hól'sum). Unhealthful.

'pas [Malay, poison.] An arrow poison from the sap of *Antiaris toxicaria* and other trees of the Philippines and the coast of southern Asia.

Upper Red Boiling Springs, Tennessee. Muriated-calcic-sulphureted waters containing carbonic acid gas. Used by drinking and bathing in the uric acid diathesis, gravel, renal calculi, disorders of the kidneys and bladder, rheumatism, and diseases of women.

Upper Soda Springs, California. Alkaline-saline-carbonated waters. Used by drinking in acid dyspepsia, flatulence, irritability of kidneys and bladder, gravel, calculi, and the uric-acid diathesis.

ipsiloid (úp'sí-loyd). Hypsiloid.

urachal (u'râ-kal). Relating to the urachus, noting a fold of peritoneum enveloping the urachus, and a fossa alongside the fold just above Poupart's ligament, the *fossa inguinalis interna*.

urachus (u'râ-kus) [G. *ourachos*.] The portion of the allantois which lies within the body of the fetus, forming in postuterine life the ligamentum umbilicale medium.

uracra'sia [G. *ouron*, urine, + *akrasia*, ill mixture, incontinence.] 1. A condition of foulness of the urine. 2. Incontinence of urine, enuresis.

uracratia (u-ra-kra'she-ah) [G. *ouron*, urine, + *akratia*, incontinence.] Uracrasia (2).

uræ'mia. Uremia.

uragogue (u'ra-gog) [G. *ouron*, urine, + *agôgos*, drawing forth.] Diuretic.

u'ral, u'ralin, u'ralium. Chloral-urethane.

uramidocetic acid (u-ram'i-do-â-se'tic as'id). Glycoluric acid, hydantoic* acid.

u'ramil. A crystalline body, $C_4H_4N_2O_3$, derived from alloxantin, uric acid, and other allied substances.

uramil'ic acid. Dialuramic acid, $C_8H_4N_2O_7$, derived from uramil by treating with sulphuric acid.

u'ramine. 1. Guanidine. 2. One of the trade names of hexamethylenamina.

uranal'ysis [G. *ouron*, urine, + *analysis*.] Analysis of the urine.

uran'idine. A yellow animal pigment.

u'ranin. Sodium-fluorescein, a yellowish brown powder, employed in solution in the diagnosis of corneal ulcer and as a test of death; about an hour after the injection of gr. 15 (1.0) the sclerotic will acquire a greenish color if life is still present.

uraninite (u-ran'in-it). Pitchblende.

uranischoasma (u-ran-is'ko-kaz'mah) [G. *ouraniskos*, roof of the mouth, + *chasma*, chasm.] Cleft palate, uranosischis.

uranisconitis (u-ran-is'kon-i'(e')tis) [G. *ouraniskos*, roof of the mouth, + *-itis*.] Inflammation of the palate.

uranis'coplasty [G. *ouraniskos*, roof of the mouth, + *plassô*, I form.] Uranoplasty, uraniscorrhaphy, staphyloplasty, staphylorrhaphy, operation for cleft palate.

uraniscor'rhaply [G. *ouraniskos*, roof of the mouth, + *rhaphe*, suture.] Uraniscoplasty, staphylorrhaphy.

uranis'cus [G. *ouraniskos*, roof of the mouth.] Palate.

u'ranism [G. *Ouranos*, a sexual pervert among the gods, the husband of his mother, the father of monsters, and from whose dismembered arm, cast into the sea, sprang Aphrodite without mother.] Unnatural sexual relations between men; uranism.

u'ranist. Urnist, urning, one who practises uranism.

ura'nium [named from the planet *Uranus*.] A metallic element, symbol U, atomic weight 238.5, occurring mainly in pitchblende from which it was first isolated by Klaproth in 1789; a hard heavy metal of gray or black color, feebly radioactive. u. II, an element (?) closely associated with uranium, atomic weight 234; its disintegration product is u. X which gives off beta and feeble gamma rays; its disintegration product is supposed to be ionium. There is said to be a u. Y, but little is known of it. u. u'nit, a unit for the measurement of radioactivity, that of uranium being taken as 1.

uranoplas'tic. Relating to uranoplasty.

u'ranoplasty [G. *ouranos*, palate, + *plassô*, I form.] An operation for the closure of a cleft palate; for synonyms, see *uraniscoplasty*.

uranople'gia [G. *ouranos*, palate, + *plêgê*, stroke.] Paralysis of the muscles of the soft palate.

uranor'rhaply. Uraniscorrhaphy.

uranoschisis (u-ran-os'kl-sis) [G. *ouranos*, roof of the mouth, + *schisis*, fissure.] Cleft palate, uranischochasma, uranosischism.

uranoschism (u-ran-o'sizm) [G. *ouranos*, roof of the mouth, + *schisma*, cleft.] Cleft palate.

u'ranostaph'yloplasty [G. *ouranos*, palate, + *staphylê*, uvula, + *plassô*, I form.] Repair of a cleft of both hard and soft palate.

uranostaphylor'rhaply [G. *ouranos*, palate, + *staphylê*, uvula, + *rhaphe*, suture.] Uranostaphyloplasty.

u'ranyl. Uranous oxide UO_2 , a divalent group or radical which forms salts with acids, taking the place of two hydrogen atoms in the combination. u. ac'etate, a uranium salt occurring as yellowish rhombic crystals soluble in water; has been used locally in coryza. u. ni'trate, a uranium salt, occurring in greenish yellow prismatic crystals soluble in water; it has been used in diabetes in doses of gr. $\frac{1}{4}$ - $\frac{1}{2}$ (0.01-0.015).

urari (u-rah're). Curare.

uraro'ma [G. *ouron*, urine, + *arôma*, spice.] A spicy, aromatic odor of the urine.

urarthritis (u'rar-thri'(thre'tis) [uric acid + G. *arthron*, joint, + *-itis*.] Gouty inflammation of a joint.

urase (u'râz). Urease, urea ferment, a ferment causing ammoniacal decomposition of urea.

u'rasin. A ferment derived from urea.

u'rasol. Acetyl-methylene-disalicilic acid; a yellowish white powder, insoluble in water; used in muscular rheumatism and cystitis in doses of gr. 5-8 (0.3-0.5).

u'rate. A salt of uric acid. so'dium u., the substance found in gouty tophi.

urate'mia, urate'mia [urate + G. *haima*, blood.] The presence of urates, especially sodium urate, in the blood.

urat'ic. Relating to or consisting of urates.

uratoi'ysis [urate + G. *lysis*, solution.] The decomposition or solution of urates.

uratology'ic. Causing the decomposition, or solution and removal from the tissues, of urates.

urato'ma [urate + G. *-ôma*.] Tophus.

urato'sis. Any morbid condition due to the presence of urates in the blood or tissues.

uratu'ria. The passage of an increased amount of urates in the urine.

urbaniza'tion [L. *urbs*, town.] The movement of the population toward cities.

urce'iform [L. *urceus*, pitcher, + *forma*, form.] Pitcher-shaped, urceolate.

ur'ceolate [L. *urceolus*, dim. of *urceus*, pitcher.] Urceiform.

ure'a. Carbamide, $\text{CH}_4\text{N}_2\text{O}$ or $\text{CO}(\text{NH}_2)_2$, one of the end-products of metabolism, excreted in the urine in the amount of about 32 grams (one ounce) a day, this varying within the limits of 20 and 70 grams according to the diet; it carries off about $\frac{1}{4}$ of the nitrogen excreted from the body. Urea is formed in muscle, but chiefly in the liver, and is thought to be derived from ammonium carbonate by the successive loss of two molecules of water, the intervening product being ammonium carbamate. It may be obtained artificially by heating a solution of ammonium cyanate. It occurs as colorless or white prismatic crystals, without odor but with a cooling saline taste, soluble in water; it forms salts with acids. Urea has been used in medicine as a diuretic and in the treatment of tuberculosis in doses of gr. 3-8 (0.2-0.5). Some of its salts also have been employed for the same purposes.

ure'a-frost. Minute masses of urea sometimes observed on the skin of the face in Bright's disease.

ure'a-fer'ment. Urase.

ure'al. Relating to or containing urea, ureic.

uream'eter [*urea* + G. *metron*, measure.] A device for estimating the amount of urea in the urine.

uream'etry. The determination of the amount of urea in the urine.

ure'a-quinine'. Quininæ hydrochlorocarbamide.

ure'ase. Urase.

urecch'ysis (u-rek'i-sis) [G. *ouros*, wine, + *ekchysis*, a pouring out.] Extravasation of urine into the tissues.

Urechites suberec'ta (u-re-ki'téz). Savannah flower, the source of a South American arrow poison; the leaves are used as an antiperiodic in doses of mg 2-8 (0.13-0.5) of a fluidextract.

urechitin (u-rek'tin). A glucoside from *Urechites suberecta*.

urechitox'in. A glucoside from *Urechites suberecta*.

urede'ma, uræde'ma [G. *ouros*, urine, + *oîdema*, swelling.] Infiltration of urine into the subcutaneous tissues.

ure'do [L. a blight.] 1. Urticaria. 2. A burning sensation in the skin.

ureide (u're-id). Any compound of urea in which one or more of its hydrogen atoms have been substituted by acid radicals.

ureine (u're-in). 1. A supposed ammoniacal ferment of urea. 2. An oily substance derived from urine, alleged to be the active cause of uremic symptoms.

ureico'sis [G. *ouros*, urine, + *hêkôsis*, ulceration.] Ulceration of any part of the urinary tract.

ure'mia, uræ'mia [*urea* + G. *haima*, blood.] An autointoxication occurring in certain cases of nephritis or in anuria from any cause; it is not known what the toxic agent or agents may be, whether toxic substances normally formed in the body and excreted in the urine or some new substance formed in consequence of the altered metabolism. The symptoms are chiefly nervous—headache, vomiting, dyspnea, insomnia, delirium, convulsions, and coma.

ure'mic. Relating to or caused by uremia.

uremide (u're-méd) [formed from *uremia*, after analogy of *syphilide*.] A skin lesion occurring in uremic poisoning.

ureom'eter. Ureameter.

ure'ythrin (ûr-er't-thrin) [G. *ouros*, urine, + *thros*, red.] A red pigment found in the urine in certain fevers, especially rheumatic fever.

ure'siosthesia, urealsthesia (u-re'si-ô-the'si-âb) [G. *ourêsis*, urinating, + *aisthêsis*, sensation.] The desire to urinate.

u'resin. Trade name of a citrate of lithium as a uterotrip, claimed to be a uric-acid solvent.

ure'sis [G. *ourêsis*.] Urination.

u'ret. The radical, CH_2NO , which replaces an atom of hydrogen in ammonia to form urea.

u'retal. Ureteral, ureteric.

u're'ter [G. *ourêtêr*, urinary canal.] The tube conducting the urine from the kidney to the bladder.

ure'teral. Ureteric; relating to the ureter.

ure'teral'gia. Pain in the ureter.

ure'tercys'toscope. A cystoscope with a ureteric catheter in a groove in its wall; the catheter is passed into the ureter when the orifice is brought into view with the cystoscope.

ureterectasia (u-re'ter-ek-ta'si-âb) [G. *ourêtêr*, ureter, + *ekstasis*, a stretching out.] Dilatation of the ureter.

ureterec'tomy [G. *ourêtêr*, ureter, + *ektomê*, excision.] Excision of a segment or all of the ureter.

ureter'ic. Relating to one or both ureters.

ureteritis (u-re-ter-i'ê'tis). Inflammation of the ureter.

ureterocele (u-re'ter-o-sêl) [G. *ourêtêr*, ureter, + *kêlê*, hernia.] The presence of an ureteric diverticulum in the contents of a hernial sac.

ureterocer'vical. Relating to an ureter and the cervix uteri, noting a fistula uniting the two.

ure'tercys'tonoe's'tomy [G. *ourêtêr*, ureter, + *kystis*, bladder, + *neos*, new, + *stoma*, mouth.] Ureterocystostomy.

ure'tercys'toscope. Ureterocystoscope.

ure'terocystoe's'tomy [G. *ourêtêr*, ureter, + *kystis*, bladder, + *stoma*, mouth.] Formation of an opening other than the natural one between the ureter and the bladder.

ure'terodial'ysis [G. *ourêtêr*, ureter, + *diálusis*, a breaking up.] Rupture of an ureter.

ure'teroenter'ic. Relating to an ureter and the intestine, noting a fistula uniting the two.

ure'teroenteroe's'tomy [G. *ourêtêr*, ureter, + *enteron*, intestine, + *stoma*, mouth.] The formation of an opening between an ureter and the intestine.

ureterography (u-re-ter-og'râ-fi) [G. *ourêtêr*, ureter, + *graphê*, a writing.] Radiography of the ureter after the injection of collargol or argyrol or some similar substance.

ureterolith (u-re'ter-o-lith) [G. *ourêtêr*, ureter, + *lithos*, stone.] A calculus in the ureter.

ureterolithiasis (u-re'ter-o-li-thi-â-sis). The formation or presence of a calculus in an ureter.

ure'terolithot'omy [G. *ourêtêr*, ureter, + *lithos*, stone, + *tomê*, incision.] Operation for the removal of a stone lodged in an ureter.

ureterol'ysis [G. *ourêtêr*, ureter, + *lysis*, a dissolving.] Rupture of an ureter, ureterodialysis.

ure'terone'ocystoe's'tomy [G. *ourêtêr*, ureter, + *enteron*, new, + *kystis*, bladder, + *stoma*, mouth.] Ureterocystostomy.

ure'terone'opyeloe's'tomy [G. *ourêtêr*, ureter, + *enteron*, new, + *pyelos*, pan (pelvis), + *stoma*, mouth.] The formation of an artificial opening between the ureter and the pelvis of the kidney.

ure'teronephrec'tomy [G. *ourêîtr*, ureter, + *nephros*, kidney, + *ektomê*, excision.] Removal of a kidney with its ureter.

ure'terophleg'ma [G. *ourêîtr*, ureter, + *phlegma*, phlegm.] An accumulation of mucus in the ureter.

ureteroplasty (u-re'ter-o-plas'tî) [G. *ourêîtr*, ureter, + *plássô*, I form.] Reparative or plastic surgery of the ureters.

ure'teroproctos'tomy [G. *ourêîtr*, ureter, + *proktos*, anus (rectum), + *stoma*, mouth.] The establishment of an opening between an ureter and the rectum.

ureteropyelitis (u-re'ter-o-pi-el-i'(e')tis) [G. *ourêîtr*, ureter, + *pyelos*, pan (pelvis), + *-itis*.] Inflammation of the pelvis of a kidney with its ureter.

ureteropyelography (u-re'ter-o-pi-el-og'râ-flî). Pyelography.

ure'teropy'eloneos'tomy [G. *ourêîtr*, ureter, + *pyelos*, pan (pelvis), + *neos*, new, + *stoma*, mouth.] Ureteroneopyelostomy.

ureteropyelonephritis (u-re'ter-o-pi'el-o-ne-fri'(fre')tis) [G. *ourêîtr*, ureter, + *pyelos*, pan (pelvis), + *nephros*, kidney, + *-itis*.] Ureteropyelitis.

ureteropyosis (u-re'ter-o-pi-o'sis) [G. *ourêîtr*, ureter, + *pyôsis*, suppuration.] An accumulation of pus in the ureter.

ure'terorectos'tomy [G. *ourêîtr*, ureter, + L. *rectum* + G. *stoma*, mouth.] Ureteroproctostomy.

ure'terorrha'gia [G. *ourêîtr*, ureter, + *-rhagia*.] Hemorrhage from an ureter.

ure'teror'rhapsy [G. *ourêîtr*, ureter, + *rhapsê*, suture.] Suture of a wounded ureter, ureteroplasty.

ure'terostegno'sis [G. *ourêîtr*, ureter, + *stegnôsis*, a making close.] Ureterostenosis.

ure'terosteno'ma [G. *ourêîtr*, ureter, + *stenôma*, a narrow place.] The site of a stricture of an ureter.

ure'terosteno'sis [G. *ourêîtr*, ureter, + *stenôsis*, a narrowing.] Stricture of an ureter.

ureteros'toma [G. *ourêîtr*, ureter, + *stoma*, mouth.] An ureteral fistula.

ureteros'tomy [G. *ourêîtr*, ureter, + *stoma*, mouth.] The establishment of an external opening into the ureter.

ureterot'omy [G. *ourêîtr*, ureter, + *tomê*, incision.] Any cutting operation on an ureter.

ure'tero-ure'teral. Relating to two segments of the same ureter or to both ureters, noting an artificial anastomosis between them.

ure'tero-ure'teros'tomy [G. *ourêîtr*, ureter (bis), + *stoma*, mouth.] The establishment of an anastomosis between the two ureters or between two segments of the same ureter.

ure'tero-u'terine. Relating to an ureter and the uterus, noting a fistula between the two.

ureterovaginal (u-re'ter-o-vaj'in-al). Relating to an ureter and the vagina, noting a fistula, either surgical or pathological, connecting the two.

u'rethan, **u'rethane** [*ur(ea)* + *eth(er)*.] Any ester of carbamic acid; specifically ethyl carbamate, employed as an hypnotic in doses of gr. 10-30 (o. 6-2.0).

urethra (u-re'thrâh) [G. *ourêîthra*.] A canal leading from the bladder, discharging the urine externally. **female u.**, u. muliebris. **male u.**, u. virilis. **mem'branous u.**, pars membranacea [BNA]. **penile u.**, spongy u. **prostat'ic u.**, pars prostatica [BNA]. **spongy u.**, pars cavernosa [BNA]. **u. mulie'bris**, female urethra; a canal about an inch and a half in length passing from the bladder, in close relation with the anterior wall of the vagina, opening in the vestibule behind the clitoris.

u. viri'lis, the male urethra, a canal about eight inches in length opening at the extremity of the glans penis; it gives passage to the spermatic fluid as well as the urine.

abnormal opening, epispadia, epispadias, anaspadias (above); hypospadias, hypospadias (below); paraspadia, paraspadias (lateral). **bleeding**, urethrorrhagia, urethremorrhagia. **discharge from**, urethrorrhea, blennorrhea, urethrocatarrh; gonorrhea (venereal). **division of stricture**, urethrotomy, coarctotomy; meatotomy, porotomy (of meatus). **escape of gas from**, pneumaturia. **excision**, urethrectomy. **external opening**, meatus. **imperforate**, urethratresia, atretourethra. **incision of meatus**, meatotomy, porotomy. **inflammation**, urethritis; gonorrhea (venereal). **instrument for dilating stricture**, urethreurynter, sound, bougie. **instrument for examining**, urethroscope, sound, bougie. **instrument for measuring caliber**, urethrameter, urethrometer, urethroglyph; meatoscope (opening). **instrument for passage through to draw urine**, catheter. **obstruction**, urethremphraxis, urethrophraxis. **pain**, urethralgia, urethrodynia; urodynia, scalding, dysuria, strangury (in passing water). **plastic surgery**, urethroplasty. **spasm**, urethraspasm, urethrisms. **stricture**, urethrostenosis, ankylurethria; urethraspasm, urethrisms (spasmodic). **suture of**, urethrorrhaphy. **thickening of wall of female**, urethrocele. **tumor**, urethrophyma.

urethramorrha'gia [G. *ourêîthra*, urethra, + *haîma*, blood, + *-rhagia*.] Bleeding from the urethra, urethrorrhagia.

ure'thral. Relating to the urethra. **u. fever**, urinary fever.*

urethral'gia [G. *ourêîthra*, urethra, + *algos*, pain.] Pain in the urethra.

urethram'eter. Urethrometer.

ure'thrascope. Urethroscope.

urethratre'sia [G. *ourêîthra*, urethra, + *a-* priv. + *trêsis*, a boring.] Imperforation or occlusion of the urethra.

urethrec'tomy [G. *ourêîthra*, urethra, + *ektomê*, excision.] Excision of a segment or the whole of the urethra.

urethrem'orrhage. Urethremorrhagia.

ure'thremphrax'is [G. *ourêîthra*, urethra, + *emphraxis*, a stoppage.] Obstruction, from any cause, to the free flow of urine through the urethra.

urethreurynter (u-re'thru-rin'tur) [G. *ourêîthra*, urethra, + *euryndô*, I dilate.] An instrument for dilating the urethra.

u'rethrisms, **urethris'mus**. Irritability or spasmodic stricture of the urethra.

urethritis (u-re-thri'(thre')tis) [G. *ourêîthra*, urethra, + *-itis*.] Inflammation of the urethra. **ante'rior u.**, inflammation of the portion of the urethra anterior to the triangular ligament. **non-specif'ic u.**, simple u. **poste'rior u.**, inflammation of the membranous and prostatic portions of the urethra. **simple u.**, a catarrhal inflammation of the urethra, blennorrhea. **specif'ic u.**, gonorrhea. **u. petrif'icans**, a form, sometimes of gouty origin, in which there is a deposit of calcareous matter in the wall of the urethra. **u. vene'rea**, gonorrhea.

urethrobul'bar. Relating to the urethra and the bulb of the corpus cavernosum urethræ, noting a small artery.

urethrocele (u-re'thro-sêl) [G. *ourêîthra*, urethra, + *kêlê*, tumor, hernia.] 1. A hyperplasia of the connective tissue surrounding the female urethra. 2. A prolapse of the female urethra.

urethrocystitis (u-re'thro-sis-ti'(te')tis) [G. *ourêîthra*, urethra, + *kystis*, bladder, + *-itis*.] Inflammation of the urethra and bladder.

ure'thrograph [G. *graphô*, I record.] A recording urethrometer, indicating graphically the location and extent of a stricture or strictures of the urethra.

urethrom'eter [G. *ourêîthra*, urethra, + *metron*,

measure.] An instrument for measuring the caliber of the urethra.

ure'throp'e'nile. Relating to the urethra and the penis.

ure'troperine'al. Relating to the urethra and the perineum.

ure'throperine'oscro'tal. Relating to the urethra, perineum, and scrotum.

urethrophrax'is. Urethremphraxis.

urethroplasty (u-re'thro-plas'ti) [G. *ourêthra*, urethra, + *plastô*, I form.] Reparative or plastic surgery of the urethra.

ure'throprostat'ic. Relating to the urethra and the prostate.

urethrorœ'tal. Relating to the urethra and the rectum.

urethrorrha'gia [G. *ourêthra*, urethra, + *-rha'gia*.] Urethramorrhagia.

urethror'rhap'y [G. *rhap'hê*, suture.] Suture of a wound of the urethra.

urethroph'y'ma [G. *phyma*, a tumor.] Any tumor or circumscribed swelling of the urethra.

ure'throrrhe'a, ure'throrrhœ'a [G. *rhoia*, a flow.] An abnormal discharge of mucus or pus from the urethra, blennorrhœa.

ure'throscope [G. *ourêthra*, urethra, + *skopêô*, I view.] An instrument for affording a view, under electrical illumination, of the urethra.

urethrosco'pic. Relating to the urethroscope or to urethroscopy.

urethros'copy. The inspection of the urethra by means of the urethroscope.

ure'throspasm. Spasmodic contraction of the muscular fibers surrounding the urethra, spasmodic stricture of the urethra, urethrisms.

urethrostax'is [G. *staxis*, trickling.] Oozing of blood from the mucous membrane of the urethra.

urethrosteno'sis [G. *stenôsis*, a narrowing.] Stricture of the urethra.

urethros'tomy [G. *stoma*, mouth.] Formation of a permanent opening into the membranous portion of the urethra through the perineum.

ure'throtome [G. *tomos*, cutting.] An instrument for dividing a stricture of the urethra.

urethrot'o'my [G. *ourêthra*, urethra, + *tomê*, incision.] Operation for division of a stricture of the urethra. **external u.**, division of a stricture of the membranous urethra by an incision through the perineum. **internal u.**, division of a stricture by means of an instrument passed through the urethra.

urethrovaginal (u-re'thro-vaj'in-al). Relating to the urethra and the vagina.

urethrov'es'ical. Relating to the urethra and the bladder.

urethylane (ûr-eth'il-ân). A colorless crystalline substance, $C_2H_5NO_2$; diuretic and hypnotic.

ure't'ic [G. *ourêtikos*, relating to the urine.] 1. Relating to the urine. 2. Increasing the excretion of urine, diuretic. 3. An agent which promotes the flow of urine, a diuretic.

urgin'ea [L. *urgere*, to press, referring to the shape of the seeds.] (B.A.) Indian squill, the young bulbs of *Urginea indica*, *Scilla indica*; expectorant and diuretic, resembling the official squill.

ur'gosan. Trade name of a mixture of hexamethylenamine, 1 part, and gonosan 2 parts.

urhidrosis (u-ri-dro'sis). Uridrosis.

Uriage, France (û-re-ash'). Saline-sulphurous and chalybeate waters, 81° F. Two springs. Used by drinking and bathing in scrofula, chronic skin affections, nervous disorders, rheumatism, gout, anemia, diseases of the eyelids, eyes, and ears, chronic nasal and pharyngeal catarrh,

sciatica, neuralgias, diseases of women, diseases of weakly children, and syphilis. May 25 to October 15.

u'rian. Urochrome.

u'rie [G. *ouron*, L. *urina*, urine.] Relating to urine. **u. acid**, lithic acid, a crystalline acid, $C_4H_3N_3O_6$, contained in solution in the urine of mammals, but in solid form in that of birds and reptiles; when pure it occurs as white scaly crystals, but as obtained from the urine is reddish yellow in color. It is sometimes solidified in small masses as gravel or in larger concretions as calculi. With sodium and other bases it forms urates.

uricacide'mia, uricacids'mia. Uricemia, lithemia, the presence of uric acid in excess in the blood.

uricacidu'ria. The presence of large amounts of uric acid in the urine.

uricase (u'ri-kâz). A hydrolytic enzyme, present in certain of the lower animals, which converts uric acid into allantoin.

uricedin (u-ris'e-din). Trade name of a mixture of lithium citrate and sodium citrate, sulphate, and chloride; it occurs as a white powder, soluble in water, and is recommended in the treatment of rheumatism and gout in doses of gr. 15-35 (1.0-2.0).

urice'mia, urices'mia. The presence of uric acid in excess in the blood; lithemia.

uricol'ysis [uric acid + G. *lysis*, a loosening.] Decomposition of uric acid into urea.

uricol'y'ic. Relating to or effecting the hydrolysis of uric acid.

uricometer (u-ri-kom'e-tur) [uric acid, + G. *metron*, measure.] An appliance for determining the amount of uric acid voided in the urine.

uridrosis (u-ri-dro'sis) [G. *ouron*, urine, + *dro'sis*, sweat.] The excretion of urea or uric acid in the sweat. **u. crystalli'na**, a deposit of a white powder of uric acid on the skin.

uristhesia, uristhesia (u-ri-es-the'si-ah). Uroesthesia.

u'riform. Trade name of a mixture of hexamethylenamine, santal, and sabal, a urinary antiseptic.

uri'na [L.] Urine. **u. chy'li**, **u. cibi**. **u. chyl'ia**, chylous urine, urine of a milky color containing chyle. **u. ci'bi** [L. *cibus*, food], the urine excreted after a meal. **u. cruen'ta**, bloody urine. **u. galacto'des** [G. *gala*, milk], milky urine, a chylous. **u. hyster'ica**, the pale urine excreted in large amount during an hysterical attack. **u. jumento'ea** [L. *jumentum*, a beast of burden], cloudy urine like that of the horse. **u. potus** [L. *potus*, drink], the urine excreted after the ingestion of a large amount of fluid. **u. sanguis** [L. *sanguis*, blood], the urine passed in the morning or after long abstinence from food and drink. **u. spas'tica**, **u. hysterica**.

u'rinacel'erator. The accelerator urine muscle, musculus bulbocavernosus [BNA].

urine'mia. Uremia.

u'ri'nal. A vessel into which urine is passed or one which contains urine.

urinal'ysis. Urinalysis.

u'ri'ary [L. *urinaris*.] Relating to urine. **u. appara'tus**, **u. system**. **u. bladder**, vesica urinaria [BNA], the musculomembranous bag which receives the urine discharging from the ureters and retains it until it is voluntarily passed by the urethra. **u. system**, the kidneys, ureters, bladder and urethra.

uri'nase'rum. An antibody formed in response to the injection of albuminous urine; it will precipitate albumin in the urine and in a pleural or peritoneal exudate of an animal of the same

species as that from which the injected urine was derived.

inate. To pass urine, to micturate.

strut'ion. Micturition, the passing of urine.
strut'ter'ing u., the passage of urine in jets caused by intermittent spasmodic contraction of the bladder.

Inative. Diuretic.

ine [L. *urina*, G. *ourown*.] A clear, transparent, amber-colored liquid, of a peculiar aromatic odor, and bitterish, saline taste, normally of acid reaction and of a specific gravity of about 1.020; it is excreted by the kidneys and contains urea, uric acid, mucus, coloring matters, and organic waste products. The quantity passed in the twenty-four hours varies with the amount of food ingested, but averages from 1000 to 1500 c. (36 to 54 ounces), the total solids averaging 50 grams (920 grains), about half of which is urea. **black u.**, black water, the urine of melanuria or hemoglobinuria. **chylous u.**, u. of a milky appearance, containing chyle. **cloudy u.**, containing earthy phosphates in excess. **cloudy u.**, pale urine of low specific gravity, with very little sediment. **febrile u.**, fe'verish u., pink-colored, concentrated u. of strong odor, passed by one suffering from fever. **gouty u.**, u. of a high color containing uric acid in excess. **sterile u.**, pale urine of low specific gravity, passed in large amount during an hysterical attack. **milky u.**, chylous u., *urina hylactodes*, *chyluria*. **neb'ulous u.**, cloudy u. **nervous u.**, **sterile u.** **resid'ual u.**, u. remaining in the bladder at the end of micturition in cases of enlarged prostate or paresis of the bladder.

normal condition, uracrasia. abscess containing, uropostema. acetone in, acetonuria. acidity, acidu-
oxyuria. albumin in, albuminuria, uorrhorrhea.
bulinuria. alcaptone in, alcaptonuria. alkalinity,
alinuria. amebae in, ameburia, ameburia. analy-
sis, uranalysis. bile in, choloria. blood in, hematuria,
natuesis. blood-cells in, hematocyturia. blood-
ment in, hemoglobulinuria, hematuria; blackwater
fever (in men); redwater fever (in cattle). blue
cyanosis. calculus, urolith, urolite. carbohydrates
carbohydraturia; glycosuria mellituria, uroglycosis,
betes mellitus. carrying, urineriferos, urophorous.
ts in, cylindruria. chief solid constituent of, urea,
beramide. chyle in, chyluria, galacturia, galactosuria.
y, nephela, nepheloid urine, urina jumentosa.
dring matter of, urochrome, urohematin, urobilin;
mellow (black) uroglauclin (bluish); uroxanthin
llow); uorrhorrhin (pink); uropurpurin (purple);
cyanin, urocyanogen (blue). colorless condition,
romaturia, albiduria, albinuria. cystin in, cystin-
ia. desire to pass, diuresiæsthesia, uresiesthesia.
mination of freezing point, cryoscopy, urocryos-
y, diacetic acid in, diaceturia. diagnosis from
mination of, urocrista, urosemiology. discharge
ugh unusual passage, planuria, uroplania; uroche-
through rectum). dribbling of, stillicidium urine.
mination of, urinoscopy, uroscopy, uranalysis.
salve secretion, polyuria, uorrhagia, hyperuresis,
esis, diabetes, hydruresis, hydruresia. extra-
y, urecchyæ, uropostema, urecchoma.
icuri, uracela, uroschocle (in scrotum); urocma,
cturia (in abdominal cavity) fatty, chyluria
cturia, galactosuria, adiposuria, fibrin in,
nuria. frequent passage of, pollakiuria, thamuria.
ulin in, globulinuria. high specific gravity, baruria.
ntinence, enuresis, anischoria, uracratia, uroclepsia,
rhea. increasing secretion, diuretic, emictory,
ogue, uretic. instrument for determining acidity,
cidimeter; uricometer (uric acid). instrument for
mining amount of urea in, ureameter, ureometer.
xotometer. instrument for determining specific
ity, urinometer, urogravimeter. involuntary dis-
ge, enuresis; nycturia, bed-wetting (at night).
specific gravity, hydruuria, hydruresis, milky, galac-
t., galactosuria, chyluria, urina galactodes. mucus
blennuria. oxalates in, oxaluria. passage of,
s, urination, micturition, emiction, making water;
ria, paruria (difficult). passage of gravel, lithuresis.
phates in, phosphaturia, phosphoruria, phosphuria.
ning by absorption, uremia, urinemia, urosepsis.
ucing, utriniporus, uropoietic, urogenous. prog-

nosis from examination uromancy, uromantia.
pus in, pyuria. **red**, erythuria. **red blood-cells in**, erythrocyturia, hemocyturia. **retention**, ischuria.
scanty secretion, oliguria, hypouracrinia, oliguresis.
science relating to, urology, uroinology. **scum**, epistasis.
secretion of, uropoiesis. **sediment**, urocheras, urop-sammus, hypostasis. **slow passage of**, bradyuria.
sugar in, glycosuria, uroglycosis, mellituria, diabetes mellitus, dextrosuria, carbohydraturia; inosituria (muscle sugar); lactosuria (milk sugar); levulosuria (fruit sugar). **sulphureted hydrogen in**, hydrothionuria.
suppression of, urodialysis, uroschisis, anuria, nephra-nuria, urates in, uraturia, lithuria. **uric acid in**, uricaciduria, lithuria. **urobilin in**, urobilinuria. **white blood-cells in**, leucocyturia.

urine'mia, urinæ'mia. Uremia.

u'rine-mu'cold. A mucoid sometimes found in the urine.

uriniferous [L. *urina*, urine, + *ferre*, to carry.]
Conveying urine, noting the tubules of the kidney.

urinif'ic [L. *urina*, urine, + *facere*, to make.] Urin-
iparous, uropoietic.

urinip'arous [L. *urina*, urine, + *parere*, to produce.] Producing or excreting urine, noting the Malpighian bodies and certain tubules in the renal cortex.

u'rinos'copy. Cryoscopy of the urine.

urinogen'ital. Urogenital.

u^rinoglucosom'eter. An apparatus for determining the amount of glucose in the urine.

urinol'ogist. Urologist.

urinol'ogy [L. *urina*, urine, + G. *-logia*.] Urology.
urino'ma. A cyst containing urine.

urinom'eter. An hydrometer for determining the specific gravity of the urine.

urinometry. The determination of the specific gravity of the urine.

urinos'copy. Uroscopy.

u'rinose. Urinous.

urinosex'ual. Urogenital, genitourinary.

u'rinous. Relating to or of the nature of urine.

urinserum (u-rin-se'rum). Urinaserum.

urisep'tin. Trade name of a urinary antiseptic containing lithia and formaldehyde.

urisol'vent. Dissolving uric acid, or causing it to be dissolved.

urisol/vin. Trade name of a preparation of urea and lithium citrate, recommended as a solvent of uric-acid calculi, in doses of gr. 3 (0.2).

uritis (u-ri'(re')tis) [L. *urere*, to burn, + G. *-itis*.]
Dermatitis caloric.

u'ritone. Trade name for a special make of hexamethylenamina.

urning (oor'ning) [Ger.] One given to the practice of uranism, uranist.

urnismus (oor-niz'moos) [Ger.] Uranism.

uroacidimeter (u-ro-as-i-dim'e-tur). An apparatus for determining the degree of acidity of the urine.

uroammo'niac. Relating to uric acid and ammonia, noting a variety of urinary calculus.

uroazotometer (u-ro-az-o-tom'e-tur) [*urine* + Fr. *azote*, nitrogen, + G. *metron*, measure.] Ureameter.

urobacill'us. Any bacillus causing decomposition of urine.

urobenzo'ic acid. Hippuric* acid.

urobil'in [G. *ouros*, urine, + L. *bilis*, bile.] A pigment, derived mainly from bilirubin, present normally in the urine, and often in large amount in the case of fever.

urobilin'e'mia, urobilin'e'mia [*urobilin* + *G. haima*, blood.] The presence of urobilin in the blood.

urobilinæ'terus. Urobin-jaundice, jaundice dependent upon urobilinemia.

urobilin'ogen [*G. gennaō, I produce.*] A chromogen which decomposes into urobilin.

urobillinuria [*urobilin* + *G. ouron*, urine.] The presence in the urine of urobilin in excessive amount, formed in such case mainly from hemoglobin.

urocanine [*G. ouron*, urine, + *L. caninus*, canine.] A substance, $C_{11}H_{16}N_4O$, obtained from urocaninic acid.

urocanin'ic acid. A substance, $C_{11}H_{12}N_4O_4$, occurring in acicular crystals, obtained from dog's urine; it is converted by heat into urocanine.

urocele (u'ro-sel) [*G. ouron*, urine, + *kēlē*, tumor, hernia.] Extravasation of urine into the scrotal sac.

urochesia (u-ro-ke'zī-ah) [*G. ouron*, urine, + *chesō*, I defecate.] The passage of urine from the anus.

urochrome (u'ro-krōm) [*G. ouron*, urine, + *chrōma*, color.] A brownish or yellowish substance, upon the presence of which the yellow color of the urine is thought to depend.

urocinetic, urokinetic [*G. ouron*, urine, + *kinēsis*, movement.] Occasioned by a reflex from the urinary tract, noting especially a form of dyspepsia secondary to disease in the bladder or urethra.

uroclep'sia [*G. ouron*, urine, + *kleptō*, I steal.] The involuntary and unconscious passage of urine.

u'rocol. Trade name of a preparation of colchicine and urea quinate, recommended in the treatment of gout.

urocrisis [*G. ouron*, urine, + *krinō*, I judge.] 1. Urocrisis. 2. Diagnosis based upon the results of a urinary examination.

urocrisis [*G. ouron*, urine, + *krisis*, crisis.] 1. The critical stage of a disease accompanied by a copious discharge of urine. 2. Severe pain in any of the urinary organs or passages occurring in tabes dorsalis.

urocrit'ion [*G. ouron*, urine, + *kritēria*, test.] Any fact observed in a urinary examination upon which a diagnosis is based, such as the presence of sugar or of albumin in the urine.

urocyanin [*G. ouron*, urine, + *kyanos*, blue.] A blue pigment, indigo-blue, sometimes observed in the urine in certain diseases, especially scarlet fever.

urocyanogen (u-ro-si-an'o-jen) [*G. ouron*, urine, + *kyanos*, blue, + *gennao*, I produce.] A blue pigment sometimes observed in the urine in cases of cholera.

urocyano'sis. A bluish discoloration of the urine in indicanuria.

u'rocyst [*G. ouron*, urine, + *kystis*, bladder.] The urinary bladder, vesica urinaria [BNA].

urocys'tic. Relating to the urinary bladder.

urocys'tis. Urocyst.

urocystitis (u'ro-sis-ti'(te')tis) [*G. ouron*, urine, + *kystis*, bladder, + *-itis*.] Inflammation of the urinary bladder.

urodial'ysis [*G. ouron*, urine, + *dialysis*, separation.] Temporary suppression of urine.

urodochium (u-ro-dō-ki'um) [*G. ouron*, urine, + *docheion*, a container.] A urinal.

urod'onal. Trade name of a mixture of lysidin, sidonal, and hexamethylenamine, recommended as a uric acid solvent.

urodyn'ia [*G. ouron*, urine, + *odynē*, pain.] Pain on urination; dysuria.

urode'ma [*G. ouron*, urine, + *oidēma*, swelling.] Infiltration of urine.

uroerythrin (u-ro-er'ith-rin) [*G. ouron*, urine, + *erythros*, red.] A urinary pigment which gives a pink color to deposits of urates; it is an amorphous reddish substance, present in very small amount in normal urine, but often abundant in rheumatism and gout.

urofuscohem'atin [*G. ouron*, urine, + *L. fusca*, tawny, + *hematin*.] A brownish red pigment found in the urine in a case of leprosy.

urogas'ter [*G. ouron*, urine, + *gastēr*, belly.] The urinary apparatus in the embryo.

urogen'ital. Genitourinary.

urogenous (u-roj'en-us) [*G. ouron*, urine, + *gennao*, I produce.] Uropoietic, uriniparous.

uroglau'cin (u-ro-glau'sin) [*G. ouron*, urine, + *glaukos*, bluish gray.] Urocyanin.

urogravim'eter [*G. ouron*, urine, + *L. gravis*, heavy + *G. metron*, measure.] Urinometer, an instrument for determining the specific gravity of the urine.

urohem'atin. The urinary pigment, supposed to be the same as hematin, which gives varying color to the urine according to its varying degrees of oxidation.

urohem'atopor'phyria. Iron-free hematin, excreted in the urine in certain cases marked by hemolysis.

urohypertensin (u-ro-hi-per-ten'sin). A pressor substance derived from the urine.

urokinet'ic. Urocinetic.

u'rol. Trade name of a preparation containing urea quinate; diuretic.

urologia (u-ro-lag'nī-ah) [*G. ouron*, urine, + *logos*, lust.] A form of sexual perversion in which the sight of urine or of a person urinating causes erethism.

uroleucic acid (u-ro-lu'sic as'id). An aromatic substance, $C_9H_{10}O_6$, found in the urine in atonic tonuria.

u'rolite, u'rolith [*G. ouron*, urine, + *lithos*, stone.] Urinary calculus.

urolith'iasis. 1. The condition marked by the presence of urinary calculi. 2. The formation of urinary calculi.

urolithol'ogy [*G. ouron*, urine, + *lithos*, stone, + *-logia*.] The branch of science which has to do with the formation, composition, effects, and removal of urinary calculi.

urolithus. A urinary calculus, urolite, urolith.

urological (u-ro-loj'i-kal). Relating to urology.

urologist. One versed in urology.

urology [*G. ouron*, urine, + *-logia*.] The branch of medical science which has to do with the urine and its modifications in disease.

urolutein (u-ro-lu'te-in) [*G. ouron*, urine, + *lutens*, yellow.] A yellow pigment in the urine.

u'romancy [*G. ouron*, urine, + *manēia*, divination.] Uroscopy, urocrisis (2), uromantia.

uromantia (u-ro-man'hi-ah). Urocrisis (2).

uromel'anin [*G. ouron*, urine, + *melas*, black.] A black pigment occasionally found in the urine, $C_{12}H_8N_2O_{10}$, probably a decomposition product of urochrome.

urom'elus [*G. ouros*, tail, + *melos*, extremity.] A monster with fused lower extremities.

urom'eter [*G. ouron*, urine, + *metron*, measure.] Urogravimeter, urinometer, an instrument for determining the specific gravity of the urine.

uron'cus [*G. ouron*, urine, + *onkos*, tumor.] Urinary cyst, a circumscribed area of extravasation of urine.

uronephro'sis [*G. ouron*, urine, + *nephrosis*] Hydronephrosis.

urolog'ogy. Urology.

urophan'ic [*G. ouron*, urine, + *phainō*, I appear.] Appearing in the urine, noting any constituent normal or pathological, of the urine.

urophe'in, urophē'in [*G. ouron*, urine, + *phēn*, gray.] A grayish pigment occasionally found in the urine, possibly identical with urobilin.

uroph'erin [G. *ourom*, urine, + *phérō*, I carry.] Lithium theobromine, $\text{LiC}_7\text{H}_7\text{N}_4\text{O}_9$. u. b., u. benz'oate, lithium* theobromine benzoate. u. s., u. sal'icylate, lithium* theobromine salicylate, lithium diuretin.

urophthisis (u-rof-thi'(the)'sis) [F. *ourom*, urine, + *phthisis*, emaciation.] Diabetes mellitus.

uropitt'in [G. *ourom*, urine, + *pitta*, pitch.] A resin derived from urine by the decomposition of urochrome.

uropla'nia [G. *ourom*, urine, + *planē*, a wandering.] Extravasation of urine.

uropoiesis (u-ro-poy-e'sis) [G. *ourom*, urine, + *poie'sis*, a making.] The production or excretion of urine.

uropoiet'ic. Relating to uropoiesis, urogenous.

uropsamumus (u-ro-sam'us) [G. *ourom*, urine, + *psamos*, sand.] 1. Gravel. 2. Any inorganic or uratic urinary sediment.

uroroselin (u-rp-ro'se-in) [G. *ourom*, urine, + L. *rosens*, rosy.] Urorrhodin, a chromogen in the urine which forms a rosy red color on the addition of nitric acid; it normally exists in very minute quantity but is increased in tuberculosis and other wasting diseases.

uroroselinogen (u-ro-ro-se-in'o-jen). Urorrhodinogen.

urorrha'gia [G. *ourom*, urine, + *-rhagia*.] Polyuria, diabetes insipidus, an excessive excretion of urine.

urorrhe'a, **urorrhe'a** [G. *ourom*, urine, + *rhoia*, flow.] 1. Polyuria. 2. Enuresis.

urorrho'din [G. *ourom*, urine, + *rhodon*, rose.] A pink pigment occasionally found in the urine.

urorrhodin'ogen [G. *ourom*, urine, + *rhodon*, rose, + *gennaō*, I produce.] A urochrome, the decomposition of which produces urorrhodin.

uroru'bin [G. *ourom*, urine, + L. *ruber*, red.] A red pigment derived from the urine by treatment with hydrochloric acid.

urorubrohem'atin [G. *ourom*, urine, + L. *ruber*, red, + *hematin*.] A reddish pigment occasionally present in the urine in various chronic diseases.

uro'sacin [G. *ourom*, urine, + L. *rosa*, rose.] Urorrhodin.

urosan'ol. Trade name of a mixture of protargol in gelatin, recommended as a prophylactic against gonorrhea.

uroschecele (u-ros'ke-o-sēl) [G. *ourom*, urine, + *oscheon*, scrotum, + *kēlē*, tumor.] Urocele.

uroschesis (u-ros'ke-sis) [G. *ourom*, urine, + *schesis*, a checking.] 1. Retention of urine. 2. Suppression of urine.

uroscop'ic. Relating to uroscopy.

uros'copy [G. *ourom*, urine, + *skopeō*, I examine.] Uranalysis, examination of the urine.

urosemiol'ogy [G. *ourom*, urine, + *sēmeion*, a sign, + *-logia*.] The study of the urine as an aid to diagnosis.

urosep'sin. A substance formed by the decomposition of urine, supposed to be the cause of septic poisoning after urinary extravasation.

urosep'sis [G. *ourom*, urine, + *sēpsis*, decomposition.] Septicemia resulting from the decomposition of extravasated urine.

urosep'tic. Relating to urosepsis.

u'rosin. Trade name of a mixture of lithium citrate and quinic acid, recommended as a solvent of uric acid calculi.

uro'sis [G. *ourom*, urine.] 1. Any disease of the urinary apparatus. 2. A morbid condition of the urine.

urospec'trin [G. *ourom*, urine, + L. *spectrum*.] A pigment found in the urine, possibly the same as urohmatoporphyrin.

urostealith (u-ros'te-ah-lith) [G. *ourom*, urine, + *stear*, tallow, + *lithos*, stone.] A renal calculus formed chiefly of a saponaceous material.

urotheobro'mine. A leucomaine, isomeric with theobromine, $\text{C}_7\text{H}_7\text{N}_4\text{O}_9$, sometimes present in the urine; paraxanthine.

urotox'ia. Urotoxy. 1. Systemic urinary poisoning. 2. The toxicity or poisonous character of the urine.

urotox'ic. Relating to the poisonous character of the urine. u. *coeffic'ient*, the number of urotoxic units per kilogram of body weight excreted in the twenty-four hours. u. *unit*, the amount of toxic constituents of the urine, or urotoxin, necessary to kill an animal weighing one kilogram.

urotoxicity (u-ro-toks-is'ti) [G. *ourom*, urine, + *toxikon*, poison.] The toxicity or poisonous character of the urine.

urotox'in. Any poisonous substance excreted normally in the urine.

u'rotoxy. Urotoxia.

urotropin (u-ro-tro'pin, or u-rot-ro-pin). Trade name for a special make of hexamethylenamina. u. *new*, hexamethylene tetramine methylene-citrate. u. *sal'icylate*, hexamethylene tetramine salicylate.

uroreter (u-ro-u-re'ter) [G. *ourom*, urine, + *ourēter*, ureter.] Hydroureter.

urozan'ic. Relating to uric acid and alloxantin. u. *acid*, a white crystalline acid, $\text{C}_7\text{H}_{10}\text{N}_4\text{O}_6$, obtained by treating uric acid with caustic potassa.

uroxanthin (u-ro-zan'thin) [G. *ourom*, urine, + *xanthos*, yellow.] Potassium indoxyl sulphate, indican.

urox'in [G. *ourom*, urine, + *oxys*, sharp.] Alloxantin.

urrho'din. Urorrhodin.

ursal (ūr'sal). Trade name of a compound of urea and salicylic acid, recommended in the treatment of rheumatism in doses of gr. 5-15 (0.3-1.0).

ur'sin. Arbutin.

urtica (ur-ti'kah) [L. *urere*, to burn.] The herb, *Urtica dioica*, nettle, a weed the leaves of which produce a stinging sensation when touching the skin, due to the presence of formic acid; diuretic in doses of $\text{m}15$ (1.0) of the fluidextract.

urticaria (ur-ti-ka'ri-ah) [L. *urtica*, nettle.] Hives, nettle-rash; an eruption of itching wheals usually of systemic origin and following the ingestion of shellfish, pork, strawberries, etc., in individuals with an idiosyncrasy in respect of these substances. u. *acu'ta*, acute u., u. febrilis. u. *bullo'sa*, an eruption of wheals capped with an effusion of fluid under the epidermis. u. *chron'ica*, chronic u., a form in which the wheals recur frequently, with no or very brief intervals of entire freedom. u. *confer'ta*, a form of u. in which the wheals are aggregated in groups. u. *endem'ica*, u. *epidem'ica*, u. caused by the netting hairs of certain caterpillars. u. *evan'ida*, a form in which the eruption is of short duration. u. *facti'tia*, artificial u., the occurrence of wheals following slight irritation such as the drawing of a pencil over the skin; autographism. u. *febri'lis*, febrile u., u. accompanied by slight constitutional symptoms. u. *gi'gans*, u. *gigan'tea*, giant u., an eruption of wheals of very large size; angioneurotic edema. u. *hæmorrhag'ica*, u. bullosa in which the serum contains more or less blood; purpura urticans. u. *maculo'sa*, a more or less chronic form of u. with lesions of a red color. u. *marit'ima*, u. occasionally produced in susceptible persons by salt-water bathing. u. *medicamento'sa*, an

urticarial form of drug eruption. **u. oedemato'sa**, **u. gigans**. **u. papulo'sa**, a form of **u. perstans** in which the wheals, when they finally disappear, are followed by a chronic eruption of inflammatory papules. **u. per'stans** [L. *persistens*], a form of chronic **u.** in which the wheals persist unchanged for long periods; tuberculosis cutis pruriginosa. **u. pigmento'sa**, xanthelasmaidea. **u. subcuta'nea**, **u.** in which itching is present without the wheals. **u. tubero'sa**, tuberous **u.**, **u.** occurring when the subcutaneous tissue is lax, being marked then by the occurrence of large, edematous, tumor-like swellings; **u. gigans**, angioneurotic edema. **u. vesiculo'sa**, **u. bullosa**. **urtica'rial**, **urtica'rious**. Relating to or marked by urticaria.

ur'ticate: To whip with nettles, to perform urtication.

urtica'tion [L. *urtica*, nettle.] 1. Whipping with nettles in order to induce counterirritation, formerly employed in the treatment of peripheral paralysis. 2. A burning, itching sensation such as that of urticaria or resulting from nettle poisoning. 3. An eruption of urticaria.

urys'tamine. Urotropin-lithium-benzoate, recommended as a urinary antiseptic.

Us'nea [A.S. *achneh*, lichen.] A genus of lichens, tree-mosses. **U. angula'ta**, a species employed like **U. plicata**. **U. barba'ta**, beard moss, hanging moss. **U. plica'ta**, a species employed like **U. angulata** as a substitute for litmus.

Ustila'go [L. *ustio*, cauterizing, burning.] A genus of fungi. **U. may'dis**, corn-smut, corn-ergot, resembles ergot of rye in its ecobolic action; dose gr. 15-60 (1.0-4.0).

ustula'tion [L. *ustulatus*; *ustulare*, to scorch.] 1. The separation of compounds by heat, as in the process of freeing ores from sulphur by roasting. 2. The drying of a drug by heat to prepare it for pulverization.

ustion (us-chun) [L. *ustio*; *urere*, to burn.] Cauterization by means of the actual cautery.

us'tus [L. *urere*, to burn.] Calcined, roasted, burnt.

Utah Hot Springs, Utah. Muriated-saline-carbonated waters, 131° F. to 144° F. Three large springs. Used by bathing in gout, rheumatism, obstructive jaundice, menstrual disorders, bronchial catarrh, syphilis, and other affections.

Utah Warm Springs, Utah. Muriated-saline waters, 112° F. Used by bathing in various disorders.

uter'al'gia [L. *uterus* + G. *algos*, pain.] Hysteralgia, metralgia.

uterec'tomy [L. *uterus* + G. *ektomē*, excision.] Hysterectomy.

uterine (u'ter-in, u'ter-in). Relating to the uterus. **u. brothers and sisters**, children of the same mother but of different fathers. **u. cake**, placenta. **u. lyre**, arbor vitæ uteri, plicæ* palmatæ. **uteris'mus**. Painful spasmodic contraction of the uterus.

uteritis (u-ter-i'('e)tis) [L. *uterus* + G. *-itis*.] Metritis.

uteroabdominal (u'ter-o-ab-dom'i-nal). Relating to the uterus and the abdomen.

uteroer'vical. Relating to the cervix uteri.

uterofixa'tion [L. *uterus*, womb, + *fixus*; *figere*, to fasten.] Hysteropexy.

uterogestation (u'ter-o-jes-ta'shun) [L. *uterus*, womb, + *gestatio*; *gestare*, to bear.] Normal pregnancy; the development of the fetus within the uterus.

uteroma'nia [L. *uterus*, womb, + G. *mania*, frenzy.] Nymphomania.

u'tero-ova'rian. Relating to the uterus and an

ovary, noting the *utero-ovarian ligament*, *ligamentum ovarii proprium* [BNA].

uteropari'etal. Relating to the uterus and the abdominal wall, noting a form of hysteropexy.

uteropel'vic. Relating to the uterus and the pelvis noting the so-called *uteropelvic ligaments*, *fibres* from the obturator fascia passing between the folds of the broad ligaments to the sides of the uterus.

u'teropexy [L. *uterus*, womb, + G. *pēxis*, fixation.] Uterofixation, hysteropexy.*

uteroplacen'tal. Relating to the uterus and the placenta.

uterosa'cral. Relating to the uterus and the sacrum; noting the *uterosacral ligaments*, strands of smooth muscular tissue and of connective tissue passing from the uterus through the folds of Douglas to the anterior surface of the second and third sacral segments.

u'terotome [L. *uterus*, womb, + G. *tomos*, cutting] Hysterotome.

uterot'omy [L. *uterus*, womb, + G. *tomē*, incisus] Hysterotomy.

uteroton'ic. 1. Giving tone to the uterine muscle. 2. An agent which overcomes relaxation of the muscular wall of the uterus.

uterotrac'tor. An instrument for pulling upon and steadying the uterus in cesarean section or other operation on this organ.

utero vaginal (u-ter-o-vaj'i-nal). Relating to the uterus and the vagina.

uterovent'ral [L. *uterus* + *venter*, belly.] Uter-abdominal.

uteroves'ical. Relating to the uterus and the urinary bladder, noting the *utero vesical folds* or *utero vesical pouch*, or Douglas's* folds and pouch.

u'terus [L.] The womb; the hollow muscular organ in which the impregnated ovum is developed into the child; it is about three inches in length in the non-pregnant woman, and consists of a narrow portion, corpus or body, with an elongated lower part, cervix or neck, at the extremity of which is the opening, os or mouth. The upper rounded portion of the uterus, opposite the os, is the fundus, at each extremity of which is the cornu or horn marking the part where the Fallopian tube joins the uterus and through which the ovum reaches the cavity of the womb after leaving the ovary. The organ is supported in the pelvic cavity by the broad ligaments, round ligaments, and rectouterine and vesicouterine folds or ligaments. **sadd'le-shaped u.**, **u. arcuatus**. **u. asom'tus**, arcuate **u.**, saddle-shaped **u.**; one with a depression at the fundus, an incomplete **u. bicornis**. **u. bicamera'tus** **utera'rum** [L. *trichocamera'tus*, chambered womb of the aged], a condition in which fluid accumulates in and distends the cervix and body of the uterus, the two cornua being sealed by adhesions. **u. bicorn'is**, bifid **u.**, one which is more or less completely divided into two lateral organs; it differs from **u. bilocularis** in that there is no external mark of separation in the latter. **u. M'idus**, bifid **u.**, **u. bicornis**. **u. bifor'is** [L. *bi-*, two, + *foris*, entrance], double-mouthed **u.**, **u. subseptus**, in which the body is single but the cervix is divided into two by a septum. **u. bilocula'ris**, bipartite **u.**, one which is divided into two cavities by an anteroposterior septum. **u. biparti'tus**, **u. bilocularis**. **u. confor'mis**, heart-shaped **u.**, an incomplete **u. bicornis** with a wedge-shaped depression at the fundus. **u. didel'phus** [G. *di-*, two, + *dēlphn*, vessel], double **u.** due to failure of the ducts of Wolff to unite. **u. du'plex**, double **u.**, **u. labialis** or a

olocularis. **u. incudiform'is** [L. of anvil form], **u. bicornis** in which the fundus between the two cornua is broad and flat, **u. planifundalis**, **u. riangularis**, **u. masculi'nus**, sinus pularis, rostatic vesicle, utriculus prostaticus [BNA]. **u. parvicoll'is** [L. *parvus*, small, + *collum*, neck], a uterus with abnormal and disproportionately small cervix. **u. planifunda'tis**, **u. incudiformis**. **u. sep'tus**, septate **u.**, **u. bilocularis**. **u. subsep'tus**, an incomplete **u. septus**. **u. triangula'ris**, **u. pseudiformis**. **u. unicolor'nis**, one-horned **u.**, one in which only one lateral half exists, the other half being undeveloped or absent.

baence, **ametria**, **anemia**, **ametrohemia**, **metranemia**, **tony**, **hysteranesis**, **metratonia**, **atrophy**, **metratrophy**, **metratrophia**, **blood in**, **hematometra**, **metrometria**, **calculus**, **hysterolith**, **metrolith**, **uterolith**, **thometra**, **womb-stone**; **lithopedion** (calcified fetus). **ancer**, **hysteroecarcinoma**, **metrocarcinoma**, **metrorrhinchus**, **carcinoma uteri**, **closure of os**, **hysteratresia**, **tetratresia**, **atretometria**; **hysteroeliosis** (operative). **ogestation**, **metropneothora**, **metruperemia**, **hystero**, **yperemia**, **contraction of cavity**, **metrosthenosis**, **tenometria**, **correction of displacement**, **metrorrhosis**, see also *fixation of displaced*, **curvature**, **metroriolosis**, **metrocampa**, **metroloxia**, **hysteroloxia**, **anetroflexion**, **anteflexion**, **posteroeflexion**, **retroflexion**, **uteroflexion**, **dilatation**, **metrectasia**, **hysterectasia**, **metraneurysm**; **hystereurytis**, **metreurytis** (mechanical). **discharge from**, **hysterrrhoea**, **metrorrhoea**; **metrydorrhoea** (serous); **leucorrhoea**, **menstrua alba** (mucopurulent); **metrostaxis** (slight); **lochia** (following childbirth). **disease of**, **hysteropathy**, **metropathy**, **implacement**, **metrectopia**; **metropstia**, **hysteropstia**, **rolapsus uteri**, **procidencia uteri** (downward); **anterocision**, **anteversion** (forward); **lateroversion** (laterally); **posterversion**, **retroversion** (backward). **dropsy**, **hydrohystera**, **hydrometra**, **enlargement**, **hysterauxesis**, **metrauxesis**, **metruperitrophia**, **excision**, **hysterecmy**, **metrectomy**, **uterectomy**, **hysteroelaparatomy**, **hysteroeliotomy**, **metrostereis**, **fibroid tumor**, **hystroma**, **hysteroncus**, **metrofibroma**, **hystermomyoma**, **nation of displaced**, **hysteroexy**, **hysteroxyphia**, **teropexia**, **hystergastrorrhaphy**, **uterofixation**, **ventrofixation**, **vaginofixation**, **ventrovesicofixation**, **hysteroecystoexy**, **gangrene**, **caemometria**, **metrocace**, **hysterocece**, **gas in**, **hysterephymema**, **physometra**, **emorhage**, **hysterrrhagia**, **metrorrhagia**, **uterorhagia**, **hemorrhagia uteri**; **metrostaxis** (slight). **hernia**, **hysterocele**, **metrocele**, **hysteroobunocoele**, **imperforation of cervix**, **atretometria**, **hysteratresia**, **metratresia**, **incision into**, **hysterotomy**, **cesarean section**, **iparohysterotomy**, **celiohysterotomy**, **metrotomy**; **hysteroelachelotomy**, **trachelectomy**, **hysteroelostomy**, **inflammation**, **metritis**, **hysteritis**, **uteritis**, **hysteroeliosis**; **lochemetritis** (following childbirth); **metropenitritis**, **perimetritis** (of perineal investment); **trachelitis**, **cervicitis** (of neck); **metrophlebitis**, **metrophlebothrombosis** (of veins); **metrosalpingitis** (with oviducts); **parametritis**, **pelvic cellulitis** (of connective tissue surrounding); **endometritis** (of mucous membrane). **instrument for dilating**, **hystereurynter**, **metreurynter**, **instrument for examining**, **hysteroscope**, **metroscope**, **uterine speculum**, **terine sound**, **instrument for making traction on**, **terotractor**, **instrument for measuring**, **hystermometer**, **metrometer**, **uterometer**, **instrument for measuring force of contractions**, **metrodynamometer**, **instrument for pushing up a displaced**, **uteropositor**, **instrument for supporting**, **pessary**, **hysterothorax**, **version**, **metranastrophe**, **neurosis of**, **hysteroncus**, **metroneuria**, **normal pregnancy in**, **hysteroecy**, **uterogestation**, **pain**, **hysteralgia**, **hysteroedynia**, **teralgia**, **metrodynia**, **uteralgia**, **dolor uterinus**, **terism**, **hysteroelocic**, **paralysis**, **hysteroelapalysis**, **teroparalysis**, **prolapse**, **hysteroelptosis**, **metropstia**, **hysteroelocoele**, **prolapse uteri**, **procidencia uteri**, **slating to**, **uterine**, **metric**, **utricular**, **retention of lochia**, **lochiometra**, **lochiochesis**, **rupture**, **hysteroelorrhexis**, **retroelorrhexis**, **science in relation to**, **hysteroelogy**, **ensitiveness**, **metruperesthesia**, **softening**, **hysteroelalacia**, **hysteroelomalacoma**, **metromalacia**, **metromalacoma**, **metromalacosia**, **spasmodic contraction**, **hysteroelasm**, **hysteroeltrismus**, **metruperincisina**, **surrounding**, **perimetric**, **periueterine**, **suture**, **hysteroelaphy**, **trachelorrhaphy**, **hysteroeltrachelorrhaphy**, **umor**, **hysteroelma**, **hysteroncus**, **metrofibroma**, **hystermomyoma**, **hysteroelopolypus**, **ulceration**, **hysteroelcolosis**, **lcus uteri**, **metrelcolosis**, **metrocace**.

icle (u'trif-kl) [L. *utriculus*, dim. of *uter*, a skin bag.] 1. Utricleus. 2. Utricleus prostaticus. **rostatic u.**, **ure'thral u.**, utriculus prostaticus.

utric'ular. 1. Relating to the utricule. 2. Relating to the uterus, uterine.

utriculitis (u'trik-u-li'(le')tis) [L. *utriculus* + G. *-itis*.] 1. Inflammation of the internal ear. 2. Inflammation of the utriculus prostaticus.

utriculoplasty (u'trik-u-lo-plas-ti) [L. *utriculus*, dim. of uterus, + G. *plastō*, I form.] An operation for reducing the size of the uterus by excision of a wedge-shaped longitudinal strip the entire thickness of the wall of the organ.

utriculosac'ular. Relating to the utricule and the sacculle of the labyrinth, noting the u. canal, ductus utriculosaccularis, which arises from the inner aspect of the utricule and empties into the ductus endolymphaticus.

utric'ulus [L. dim. of *uter* or *uterus*.] Utricle, the larger of the two membranous sacs in the vestibule of the labyrinth, lying in the recessus ellipticus; from it arise the semicircular ducts. **u. masculi'nus**, **u. prostaticus** [BNA]. **u. prostat'icus** [BNA], sinus pularis, uterus masculinus; a minute pouch in the prostate leading back from the summit of the colliculus seminalis, the analogue of the uterus and vagina in the female, being the remains of the fused posterior ends of the Müllerian ducts. **u. urethra'lis**, **u. viri'lis**, **u. prostaticus**.

u'triform [L. *uter*, a skin bag, + *forma*, form.] Shaped like a leather bottle.

u'va, pl. **u'væ** [L.] Grape, the fruit of *Vitis vinifera*. **u. pas'sæ**, a raisin.

u'va ur'si (U.S.), **u'væ ur'si fo'lia** (Br.) [L. *uva*, grape, *ursus*, bear.] The dried leaves of *Arctostaphylos uva-ursi*, bearberry, mountain box, a common plant of the North Temperate Zone; diuretic and astringent, employed in chronic inflammations of the urinary tract in doses of gr. 20-60 (1.3-4.0).

uvæfor'mis [L. *uva*, grape, + *forma*, form.] The lamina vasculosa or lamina propria of the chorioid coat of the eye.

uvea (u've-ah) [L. *uva*, grape.] The tunica vasculosa oculi, the vascular, pigmentary, or middle, coat of the eye, comprising the chorioid, the ciliary body, and the iris.

uveal (u've-al). Relating to the uvea or middle coat of the eye. **u. tract**, **uvea**.

uveitic (u-ve-it'ik). Relating to or marked by uveitis.

uveitis (u-ve-i(e')tis). Inflammation of the entire uveal tract—iris, ciliary body, and chorioid.

u'viform [L. *uva*, grape, + *forma*, form.] Resembling a grape or a bunch of grapes, staphyloid.

u'viol [u'(lira)-viol(et).] A special kind of glass more than usually transparent to the ultra-violet or actinic rays. **u. lamp**, an electric lamp with violet glass, furnishing especially the violet rays, used in phototherapy.

u'vula [L. dim. of *uva*, a grape.] 1. Pendulum palati, a conical projection from the posterior edge of the middle of the soft palate; it is composed of connective tissue containing a number of racemose glands, and some muscular fibers (azygos uvulæ muscle). 2. A triangular elevation on the vermis of the cerebellum, lying between the two tonsils anterior to the pyramis. 3. One of several anatomical structures bearing a fancied resemblance to the palatine uvula. **bi'fid u.**, bifurcation of the uvula, constituting an elementary cleft palate. **u. cerebel'li**, uvula (2). **u. Lieutaud'i**, a slight ridge along the center of the trigone of the bladder. **u. ver'mis**, uvula (2). **u. vesal'cæ**, a slight projection into the cavity of bladder in old men, just behind the uret'

opening, marking the location of the middle lobe of the prostate.

uvulapto'sia [L. *uvula* + G. *ptōsis*, a falling.] Staphyloptosis.

u'vular. Relating to the uvula.

uvula'ris. The azygos uvulæ muscle.

u'vulatome. Staphylotome.

uvulat'omy. Staphylotomy.

uvulitis (u-vu-li'(le')tis) [L. *uvula* + G. *-itis*.]

Staphylitis, cionitis, inflammation of the uvula.

uvulopto'sia [L. *uvula* + G. *ptōsis*, a falling.] Staphyloptosis.

u'vulatome [L. *uvula* + G. *tomos*, cutting.] Staphylotome, an instrument for cutting off the uvula.

uvulat'omy [L. *uvula* + G. *tomē*, incision.] Staphylotomy, cutting off the uvula.

uzara (u-zah'rah). The root of a plant of the order *Asclepiadaceæ*, growing in equatorial Africa; it is employed by the native medicine-men as a remedy for diarrhea.

V

V. 1. Abbreviation for vision or visual acuteness. The acuteness of vision is indicated by a fraction in which the numerator is a number expressing the distance in feet of the observer from the chart (usually 20 feet), and the denominator a number expressing the distance in feet at which the normal eye would see the smallest letters which the patient sees at the distance at which he is; thus, if at 20 feet he sees only the letters which the normal eye would see at 50 feet, the formula of his vision will be $V = \frac{20}{50}$. 2. Chemical symbol for vanadium.

vaccigenous (vak-sij'en-us) [*G. gennaō*, I produce.] Vaccinogenous.

vaccī'na [*L. vaccinus*, relating to a cow.] 1. Cowpox, a contagious eruptive disease occurring in cattle; it is similar in its lesions to smallpox in man, but much milder; inoculation of man with the virus of this disease confers more or less lasting immunity against smallpox. 2. A disease, usually local and limited to the site of inoculation, induced in man by inoculation with the virus of cowpox (*vaccination*). On about the third day after vaccination papules form at the site of inoculation which become transformed into umbilicated vesicles and later pustules; they then dry up and the scab falls off about the 21st day, leaving a pitted scar; in some cases there are more or less marked constitutional disturbances.

vaccinable. Susceptible to the action of vaccine.

vaccī'nal. Relating to vaccine or vaccination.

vaccī'inate. 1. To inoculate with the virus of cowpox as a protection against smallpox. 2. To inoculate with any vaccine in order to secure immunity against the corresponding disease.

vaccī'nation. 1. Inoculation with the virus of cowpox, or vaccina, as a means of producing immunity against smallpox. 2. The injection of a killed culture of a specific bacterium as a means of prophylaxis or cure of the disease caused by that microorganism. **anī'mal v.**, v. with virus derived from a heifer. **arm-to-arm v.**, v. with fresh serum drawn from a vaccina vesicle and immediately introduced into the arm of another person. **bacte'rial v.**, vaccination (2). **bovine v.**, animal v. **Jenne'rian v.**, vaccination (1).

vaccī'nationist. One who believes in the protective efficacy of Jennerian vaccination.

vaccī'nator. 1. A person who vaccinates. 2. A scarifier or other instrument used in vaccination.

vaccī'cine. 1. Relating to vaccina in the cow or man. 2. The virus of cowpox, used by inoculation to confer immunity against smallpox; what is now employed is serum from the vesicles of the disease in a heifer, but formerly the scab of the dried pustule, taken from the animal or from man, was used. 3. The modified and attenuated virus of any disease, incapable of producing a severe infection, but affording protection, when inoculated, against the action of the unmodified virus. 4. An emulsion of dead cultures of specific bacteria in saline solution, employed hypodermically in opsonic therapy. **auto'genous v.**, a vaccine (4) made from a culture of bacteria obtained from the patient

himself. **bacte'rial v.**, bacterine (a trade name), vaccine (4). **bovine v.**, vaccine (2) obtained from the heifer. **correspond'ing v.**, a vaccine (4) made with bacteria of the same species as those causing the infection to be treated, but not derived from the patient himself, *i.e.* not autogenous. **heterog'enous v.**, corresponding v. **hu'manized v.**, vaccine (2) obtained from the vesicles of vaccina in man. **mixed v.**, a bacterial v. made from killed cultures of more than one bacterial species; see polyvalent v. **multiv'alent v.**, polyvalent v. **polyv'alent v.**, a bacterial vaccine prepared from cultures of two or more strains of the same species of microorganism. **stock v.**, corresponding v. **ther'apy**, opsonic therapy, treatment of disease by the injection of killed cultures of the pathogenic microorganism with the design of rousing the natural protective agencies to greater activity.

vaccī'cine-body. Cytoryctes.

vaccī'cine-farm. A farm where heifers are used for the production of vaccine.

vaccī'cine-lymph. Dried serum from vaccinal vesicles, used for vaccination.

vaccī'cine-point. A sharpened quill or lancet-shaped shave of bone, covered with dried vaccine-lymph.

vaccī'cine-vi'rus. Vaccine (2).

vaccī'nel'la [*L. -dim. of vaccī'na*.] False vaccina, pseudovaccina, an atypical eruption following vaccination.

vaccī'n'ia. Vaccina.

vaccī'nicul'turist. One who has a farm where heifers are used for the production of vaccine.

vaccī'niform [*L. vaccī'na* + *forma*, form.] Resembling cowpox.

vaccī'nifer [*L. vaccī'na* + *ferre*, to carry.] 1. The person from whom the vaccine was derived in the former practice of arm-to-arm vaccination.* 2. A vaccine-point or similar device used in vaccination.

vaccī'cinin. 1. A bitter principle from the leaves of *Vaccinium vitis idaea*, red bilberry, whortleberry. 2. A homeopathic attenuation of the virus of cowpox, vaccinium.

vaccī'cinum. A homeopathic attenuation of the virus of cowpox.

vaccī'n'ola [*L. dim. of vaccī'na*.] A secondary general eruption sometimes following the local vaccine eruption.

vaccī'cinist. 1. A vaccinator (1). 2. A vaccinationist.

Vaccī'nium [*L. blueberry*.] A genus of plants several species of which yield whortleberries or blueberries. **V. hispīd'ula**, white wintergreen, a species containing oil of wintergreen and used as a source of gaultheria.

vaccī'zinat'ion. Vaccination repeated at short intervals until it will no longer take.

vaccī'rogen [*L. vaccī'na* + *G. gennaō*, I produce.]

A source of vaccine, such as an inoculated heifer.

vaccī'nogēous (vak-sin-oj'en-us). Producing vaccine, or relating to the production of vaccine.

vaccī'cinoid [*L. vaccī'na* + *G. eidos*, resemblance.]

1. Resembling vaccine. 2. Vaccinella.

vaccī'nopho'bia [*L. vaccī'na* + *G. phobos*, fear.] A morbid fear or dread of being vaccinated.

vaccinostyle (vak'sin-o-stil). A pointed instrument employed in vaccination.

vaccinosophyllis. Syphilis acquired through vaccination, either with humanized virus from a syphilitic, or from the use of an instrument which has been used on a syphilitic and not subsequently sterilized.

vacuolar. Relating to or resembling a vacuole.

vacuolate, **vacuolated**. Having vacuoles.

vacuolation. The formation or the presence of vacuoles.

vacuole [L. *vacuolum*, dim. of *vacuum*, an empty space.] 1. A minute space in any tissue, the source or origin of a lymphatic vessel. 2. A clear space in the substance of a cell, sometimes degenerative in character, sometimes surrounding an englobed foreign body and serving as a temporary cell-stomach for the digestion of the body. **contractile v.**, a cavity formed by the accumulation of fluid in the ectoplasm of a protozoan; after increasing for a time it empties itself externally by a sudden contraction.

vacuolization. Vacuolation.

vacuum (vak'u-um) [L. *vacuus*, empty.] An empty space, one from which the air has been practically removed.

vacuum-chamber. A depression in a dental plate from which air is exhausted in order to keep the plate in position by atmospheric pressure.

vacuum-plate. A plate for artificial teeth which is held in place largely by air-pressure.

vacuum-tube. A glass tube from which the air has been nearly removed, used in the experimental passage of an electrical current or spark and in the production of the x-rays; see *Geissler's* tubes* and *Crookes'* tubes*.

va'dum [L. a ford.] An occasional elevation from the bottom of a cerebral sulcus nearly obliterating it for a short distance.

vag'abonds' disease. Pediculosis corporis, an eruption of papules with scattered petechiæ, many scratch marks, and pigmentation, caused by the presence of body lice; vagrants' disease.

vag'al. Relating to the vagus nerve. **v. attack**, a condition marked by a sinking sensation and feeling as of impending death, without loss of consciousness, by cardiac discomfort, and by dyspnea, due supposedly to vasomotor spasm.

vagoto'nia, **vagot'ony** [L. *vagus*, pneumogastric nerve, + G. *tonos*, tension.] The state of irritability (either exalted or depressed) of the vagus nerve.

vagina, gen. and pl. *vagi'na* (vâ-jî'nah) [L. sheath.] 1. Any sheath-like structure. 2. The genital canal in the female, extending from the uterus to the vulva. **v. bulbi**, Tenon's* capsule. **v. cellulosa**, the connective-tissue sheath of a nerve or muscle, perineurium or perimysium. **v. cordis**, pericardium. **v. fem'oris**, fascia lata. **v. fibro'sa ten'dinis** [BNA], fibrous sheath of a tendon. **v. masculi'na**, utriculus prostaticus. **v. muco'sa ten'dinis** [BNA], mucous sheath of a tendon, a sheath of synovial membrane enveloping certain of the tendons; vaginal synovial membrane. **v. oculi**, Tenon's* capsule. **v. pilli**, the hair-sheath. **v. proces'sus styloid'e** [BNA], sheath of the styloid process, vaginal process, a crest of bone (edge of the tympanic portion of the temporal bone) running from the front and inner side of the mastoid process to the alar spine of the sphenoid; it splits to ensheath the base of the styloid process. **v. sœpta**, a bipartite vagina caused by the presence of a more or less complete longitudinal septum. **v. synovia'lis**, v. mucosa tendinis [BNA]. **v. vaso'rum**, sheath of the

vessels, a fibrous envelope ensheathing an artery with its accompanying veins and sometimes nerves as well.

blood in, hematocolpos. cyst in, hydrocolpocyst dilatation, colpctasia; colpeurysis, elastourys (operative). discharge, leucorrhœa, coeorrhœa, elytrorrhœa, colporrhœa, disease, colpopathy. dryness of mucous membrane, colpoxerosis. edema, coleedema. elytridema, colpoedema. excision, colpectomy, elytrectomy, vaginectomy. fistula into bladder, colpocystostomy, vesicovaginal fisture. fistula into bladder and rectum, colpocystarchoyrix, vesicorectovaginal fisture. fixation of, colpopexy, elytrapexy, vaginopexy, vaginofixation, fixura vaginæ. gangrene, colpocancer, colocolpia. hemorrhage from, colporrhagia, elytrorrhagia, hernia, coleocole colpocole, elytrocolce, vaginocolic incision, coleotomy, colpotomy, elytrotomy, vaginotomy. inflammation, colicitis, colpitis, kyphitis, vaginitis. instrument for dilating, colpeurynter, elytrerynter. instrument for inspecting, colposcope, vaginoscope, vaginal speculum. mucus in, mucocytia obstruction in, elytremphraxis, occlusion, colestrina, colpatriesia, elytratriesia, coleostenosis, colpostenosis, colpogestosis, gynatriesia, elytrostenosis; colpoekema, elytricleisis, elytricleisis, elytrorrhaphy, colporrhaphy, (operative). pain, colpalgia, elytrodynia, vaginodynia. plastic surgery, colpoplasty, elytroplasty, coleoplasty. pregnancy in, elytracyosis, prolaps, colpoptosis, kysthoptosis, kysthoptocosis, elytrptosis, coleoptosis, pus in, pyocolpos, rupture, colar rhexis, colporrhexis, elytrorclasia, spasms of, colpospasm, vaginismus. stricture, coleostegnosis, colpostegnosis, suture, colporrhaphy, elytrorrhaphy; colpodemorrhaphy, episiorrhaphy, elytrorisiorrhaphy (including vulva); colpoperineorrhaphy (including perineum). thickening of walls, colpolyperplasia, tumor, elytrophyma, elytroncus, elytropolytus.

vagi'næ fixu'ra [L.] Fixation of the vagina.

vaginal (vaj'in-al) [L. *vaginalis*.] Relating to the vagina or to any sheath.

vaginalec'tomy [L. *tunica vaginalis* + G. *ekatomé*, excision.] Excision of a portion of the tunica vaginalis testis.

vaginitis (vaj-in-al-i'(e)'tis) [L. *tunica vaginalis* + G. *-itis*.] Inflammation of the tunica vaginalis testis.

vaginape'xy [L. *vagina* + G. *pêxis*, fixation.] Colpopexy.

vaginate (vaj'in-ât). 1. To ensheath, to enclose in a sheath. 2. Ensheathed, provided with a sheath.

vaginect'omy [L. *vagina* + G. *ekatomé*, excision.] 1. Exsection of a portion of the vagina. 2. Vagaolectomy.

vaginicolline (vaj-in-ik'o-lin) [L. *vagina* + *collere*, to inhabit.] Inhabiting the vagina, noting certain microorganisms normally there present.

vagi'ni'glut'e'us. Musculus tensor fasciæ latæ [BNA]. **vaginis'mus**. Painful spasm of the vagina preventing coitus. **mental v.**, v. caused by repugnance to the sexual act. **posterior v.**, spasmodic stenosis of the vagina caused by contraction of the levator ani muscle.

vaginitis (vaj-i-ni'(ne)'tis) [L. *vagina* + G. *-itis*.] Inflammation of the vagina, colpitis. **v. adhe'si'va**, inflammation of the vagina with areas of exfoliation of the mucous membrane which subsequently adhere, causing more or less obstruction of the lumen of the vagina. **v. emphysemat'na**, v. attended with an accumulation of gas in the connective tissue. **v. sen'ilis**, v. occurring in old age, often assuming the form of v. adhe'siva. **vaginoabdominal** (vâ-jî'no-ab-dom'in-al). Relating to the vagina and the abdomen.

vaginocole (vaj'in-o-sel) [L. *vagina* + G. *kolê*, hernia.] Colpocele.

vaginodyn'ia [L. *vagina* + G. *odynê*, pain.] Neuralgic pain in the vagina.

vaginofixa'tion. 1. Colpopexy. 2. Vaginal hysteropexy.

vaginola'bial. Relating to the vagina and the labia vaginovulvar vulvovaginal.

gynomycosis [L. *vagina* + G. *mykēs*, fungus, + *ōsis*.] Colpomycosis.

inoperiton'eal. Relating to the vagina and the peritoneum.

fixopexy [L. *vagina* + G. *pēxis*, fixation.] Colpoexy, vaginofixation.

kolposcope [L. *vagina* + G. *skopēd*, I view.] Kolposcope, a vaginal speculum.

incisotomy [L. *vagina* + G. *tomē*, incision.] Colotomy.

inovesical (vaj'in-o-ves'ī-kal). Relating to the vagina and the bladder, vesicovaginal.

inovolvar (vaj'in-o-vul'var). Vulvovaginal, noting especially the glands commonly called Bartholin's* glands.

infatus [L. *vagire*, to squall.] The crying of an infant. **v. uterīnus**, crying of the fetus while still within the womb, possible when the membranes have been ruptured and air has entered the uterine cavity.

accessorius (va-go-ak-ses-so'rī-us). The vagus and the accessory portion of the spinal accessory nerve, regarded as one nerve.

glossopharyngeal. Relating to the vagus and glossopharyngeal nerves; noting their adjacent nuclei of origin.

otomy [L. *vagus* + G. *tomē*, incision.] Division of the vagus nerve.

otonia [vagus + G. *tonos*, strain.] Irritability of the vagus nerve, often marked by excessive cristalsis and loss of the pharyngeal reflex.

otonic (va-go-ton'ik). Relating to or marked by vagotonia.

vagant [L. *vagare*, to wander.] 1. Wandering, moving from place to place; noting the wandering cells or leucocytes. 2. A vagabond, a tramp. **'s disease**, vagabond's* disease.

vagus, gen. and pl. *va'gi* [L. wandering, so called because of the extensive distribution of the nerve.] Neumogastric nerve, nervus* vagus [BNA]. **v. rea**, a portion of the floor of the fourth ventricle verifying the vagoglossopharyngeal nuclei.

post-pneumo'nia. Pneumonia following injury of the vagus nerve.

vagus-pulse. A slow pulse due to the inhibitory action of the vagus nerve on the heart.

Valentin's solution [Francis Joseph Pahud de Valengin, London physician of Swiss birth, 1725-1805.] Liquor acidi arsenosi (U.S.).

valence, valency [L. *valentia*, strength.] Quantivalence, equivalence; the combining power of the atom of an element (or a radical), that of the hydrogen atom being the unit of comparison.

valent. Possessing valency, quantivalent.

Marshall's test. A test of purity of butter; it is heated with an equal quantity of glacial acetic acid and if on cooling it does not become opaque until the temperature is around 17° C. (62° F.) it is pure; opacity appearing at a higher temperature indicates adulteration with suet or other fat.

Marshall's corpuscles [Michael Bernard Valentin or Valentini, German anatomist, 1657-1729.] Small differentiated bodies, probably amyloid, found occasionally in nerve tissue. **V.'s ganglion**, an enlargement on the middle superior dental nerve, above the root of the second bicuspid tooth, at its point of communication with the anterior superior dental nerve. **V.'s membrane**, Schwann's* sheath.

Marshall's position (val'en-tīnz po-zīsh'un) [Ferdinand C. Valentini, New York surgeon, 1851-1909.] supine position on a table with double inclined plane so as to cause flexion at the hips; used to facilitate urethral irrigation.

val'eral, valeral'dehyde. A colorless liquid, C₄H₈CHO, obtained by the oxidation of amyl alcohol.

val'erate. Valerianate.

val'erane. Amylene.

val'erian. Valeriana (U.S.), valerianæ rhizoma (Br.). **American v.**, cypripedium. **Indian v.**, derived from *Valeriana wallichii*, similar in action to valerian.

valeria'na (U.S.), **valeria'næ rhizo'ma** (Br.) [L. probably from the proper name *Valerianus*.] Valerian, the dried rhizome and roots of *Valeriana officinalis*, an herb native in Southern Europe and Northern Asia, cultivated also in England and America; employed as a nerve sedative in hysteria and at the menopause, in doses of gr. 10-60 (0.6-4.0). **valeria'næ in'dica rhizo'ma** (B.A.), the rhizome and rootlets of *Valeriana wallichii*, Indian valerian; stimulant and antispasmodic, resembling official valerian.

val'erianate. A salt of valerianic acid, valerate.

valerian'ic acid. A volatile acid, C₈H₁₀O₃, distilled from valerian root; it has an acid taste and a pungent cheesy odor; some of its salts are used in medicine for the same purposes as valerian; called also valeric acid.

valer'ic acid. Valerianic acid.

valer'idin. A substance occurring in the form of white acicular crystals prepared by heating valerianic acid and phenetidin; recommended as a nerve sedative in doses of gr. 8-15 (0.5-1.0).

val'erol. A colorless oily liquid of disagreeable odor, obtained from valerian.

valer'ydine. Valeridin.

val'eryl. An oily liquid derived from various valerianates. **v. hydride**, valeral.

val'erydiethyl'amide. Valyl.

valetudina'rian [L. *valetudinarius*; *valetudo*, ill health.] 1. Infirm, sickly. 2. A person in chronically poor health, an invalid, valetudinary.

valetudina'rianism. Invalidism.

valentu'dinary. Valetudinary.

vaieur globulaire (val-ēr' glob-ū-lair') [Fr. globular value.] Color-index.

val'goid [L. *valgus*, bow-legged + G. *eidos*, resemblance.] Relating to valgus, bow-legged (more commonly, knock-kneed); suffering from talipes valgus.

val'gus [L. bow-legged.] 1. A bow-legged person; more commonly, one with knock-knees, the terms genu valgum and genu varum having become mutually reversed in meaning. 2. Talipes* valgus.

val'idol. Menthol valerate, a compound of valeric acid and menthol; a colorless liquid of agreeable odor and cool slightly bitter taste; employed as a nerve sedative in hysteria and functional nervous disorders in doses of m̄10-15 (0.6-1.0). **cam'phorated v.**, a 10 per cent. solution of camphor in validol; employed locally for the relief of toothache, and internally as a stimulant and restorative in doses of m̄10-15 (0.6-1.0).

val'isan. Trade name of the bromo-isovalerianic ester of borneol, employed as a nerve sedative.

vall'ate [L. *vallatus*; *vallum*, a rampart.] Cupped; surrounded with an elevation; circumvallate.

vallec'ula [L. dim. of *vallis*, valley.] 1. A crevice or depression on any surface. 2. A depression on the dorsum of the tongue on either side of the frenulum epiglottidis. **v. cerebel'li** [BNA], a deep hollow on the inferior surface of the cerebellum, between the hemispheres, in which the medulla oblongata rests. **v. epiglott'ica** [BNA], a depression between the median and lateral glossoepiglottic folds on either side. **v. ova'ta**, fossa vesicæ fellæ [BNA], a depression of the

liver in which rests the gall-bladder. *v. Syl'vii*, basisylvian fissure, a depression in the substantia perforata anterior, marking the beginning of the fissure of Sylvius. *v. un'guis*, sulcus matricis unguis, the fold of skin in which the lateral and proximal edges of the nail are imbedded.

Valleix's points (val-la'e) [François Louis Isidore Valleix, Parisian physician, 1807-1855.] Various points in the course of a nerve, pressure upon which is painful in cases of neuralgia; these points are: where the nerve emerges from the bony canal; where it pierces a muscle or aponeurosis to reach the skin; where a superficial nerve rests upon a resisting surface where compression is easily made; where the nerve gives off one or more branches; where the nerve terminates in the skin.

Vallet's mass (val-la'). *Massa ferri carbonatis*. **valley**. *Vallecula*.

Valli-Ritter law. See *Ritter-Valli*.

vall'is [L. valley.] Valley, specifically the valley of the cerebellum, *vallecula* cerebelli* [BNA].

val'lum [L. a rampart.] 1. Any raised, more or less circular ridge. 2. The slightly raised outer wall of the circular depression, or fossa, surrounding a vallate papilla of the tongue. *v. un'guis* [BNA], wall of the nail, nail-wall, the fold of skin overlapping the lateral and proximal margins of the nail.

val'oid [L. *valere*, to be equal.] Equivalent extract, a fluidextract of the same strength, weight for weight, as the original drug.

valo'nia [G. *balanos*, an acorn.] Acorn-caps of *Quercus agrifolia*, an oak of Asia Minor and Greece, containing a large proportion of tannin.

Val, France (val). Alkaline-carbonated and weak sulphate of iron and arsenical waters. Cold. Many springs. Used by drinking and bathing in disorders of the stomach, liver, and spleen, gravel, anemia, gout, rheumatism, skin diseases, diabetes, renal and vesical calculi, and disorders of women. May 15 to October 15.

Valsal'va or **Valsal'vian exper'iment** [Antonio Maria Valsalva, Italian anatomist, 1666-1723.] Inflation of the Eustachian tube and tympanum by a forced expiration, the mouth being closed and the nose held by thumb and forefinger. *V.'s lig'aments*, ligamenta auricularia. *V.'s meth'od*, treatment of internal aneurysm by bloodletting, purgatives, abstention from fluids, as far as possible, and a reduced diet, with the aim of increasing the coagulability of the blood. *V.'s si'nus*, sinus aortæ.

val'sol. Trade name of a paraffin base for ointments.

val'va, pl. *valvæ* [L. one leaf of a double door.] Valve, valvula.

val'val, **val'var**. Relating to a valve.

val'vate. Valvular, relating to or provided with a valve.

valve [L. *valva*.] Valvula. 1. A fold of the lining membrane of a canal or other hollow organ serving to retard or prevent a reflux of fluid. 2. Any reduplication of tissue or flap-like structure resembling a valve. See also *valvula* and *plica*. *v. of Amussat*, *v. of Bauhin*, *v. of Heister*, etc., see the proper names. *aor'tic v.*, *valvula semilunaris* [BNA]. *auriculoventric'ular v.*, *left*, mitral valve, *valvula bicuspidalis*; *right*, *valvula tricuspidalis*. *bicus'pid v.*, the valve of the left atrioventricular orifice, mitral v., *valvula bicuspidalis*. *ca'val v.*, Eustachian v., *valvula venæ cavæ* [BNA]. *cor'o-nary v.*, v. of Thebesius, *valvula sinus coronari* [BNA]. *ileoce'cal v.*, v. of Bauhin, *valvula coli*

[BNA]. *pul'monary v.*, *valvula semilunaris arteriæ pulmonalis* see under *semilunaris v. pylor'ic v.*, *valvula pylori*. *rectal v.*, *plica* transversalis recti* [BNA]. *semilu'nar v.*, (1) one of the valves guarding the orifice of the aorta (*valvula semilunares aortæ* [BNA]) or that of the pulmonary artery (*valvula semilunares arteriæ pulmonalis* [BNA]); (2) v. of Tarini, *velum medullare posterius* [BNA]. *spiral v.*, valve of Heister, *valvula spiralis*. *tricus'pid v.*, the valve at the right atrioventricular orifice, *valvula tricuspidalis*.

valved. Valvate, having valves.

valveless (valv'les). Without valves, noting certain veins, such as the portal, which are not provided with valves as are most of the veins.

val'viform [L. *valva*, valve, + *forma*, form.] Valve-shaped.

valvot'omy [L. *valva*, valve, + G. *tomê*, incision.] Dichidotomy, cutting through a valve; specifically an incision of too large or rigid rectal folds.

val'vula [L. dim. of *valva*.] A valve, especially one of small size. *v. bicuspid'al*, *bicuspid valve*, mitral valve, left auriculoventricular valve, the valve closing the orifice between the left auricle (atrium) and ventricle of the heart; its two cusps are called anterior and posterior. *v. co'li* [BNA], ileocecal valve, two folds of mucous membrane formed by a projection of the termination of the ileum into the cavity of the large intestine, guarding the orifice so as to prevent regurgitation of the intestinal contents. *v. conniv'ens*, *p. val'vula conniv'entes*, *plicæ circulares* [BNA]. *v. foram'inis ova'lis*, a fold projecting into the left auricle from the margin of the foramen ovale in the fetus; when, with beginning inspiration, the blood pressure within the left auricle (atrium) increases, the valve closes and its edges become adherent to the margin of the foramen ovale, occluding it. *v. fos'sæ navicula'ris*, *Guérin's f.*, a fold of mucous membrane sometimes found on the roof of the fossa navicularis urethræ. *v. proces'sus vermiformis*, a fold of mucous membrane at the opening of the vermiform appendix into the cecum. *v. prosta'tica*, *Mercier's barrier*, the enlarged middle lobe of the prostate. *v. pylor'i*, a prominent fold of mucous membrane at the pyloric orifice of the stomach, enclosing the sphincter pylori. *v. semiluna'ris* [BNA], one of three semilunar segments serving as the three cusps of a valve preventing regurgitation at the beginning of the aorta; a similar valve guards the entrance of the pulmonary artery; the segments are named, respectively, *v. s. anterior*, *dextra*, and *sinistra* in the right ventricle, and *v. s. posterior*, *dextra*, and *sinistra* in the left ventricle. *v. semiluna'ris Tar'ni*, *velum medullare posterius*. *v. si'nus corona'rii* [BNA], Thebesian valve, coronary valve, an endocardial fold at the orifice of the coronary sinus in the right auricle (atrium) of the heart. *v. spir'al*, valve of Heister, a series of crescentic folds of the mucous membrane of the cystic bile-duct, directed obliquely around the inner surface of the canal. *v. tricuspid'al*, *tricuspid valve*, right auriculoventricular valve, the valve closing the orifice between the right auricle (atrium) and ventricle of the heart; its three cusps are called anterior or infundibular, right or marginal, and posterior or septal. *v. vagi'næ hymen*. *v. venæ ca'væ inferior'is* [BNA], valve of the inferior vena cava, Eustachian valve, an endocardial fold extending from the anterior-inferior margin of the inferior vena cava to the anterior part of the limbus fossæ ovalis. *v. vestib'ull*, one of two endocardial folds in the

tal heart at the orifice of the sinus reu- from one are developed the v. sinus ii and the v. *venæ cavæ inferiores*.

Relating to a valve, valval, valvar.

v. valvula.] A small valve.

(val-vu-lī' (le')tis) [*L. valvula*, valve, + *G. Dicliditis*, inflammation of a valve, espe- heart-valve.

Valeric acid diethylamide, $C_8H_{15}ON$, a s liquid with an odor of peppermint; em- as a sedative and antispasmodic in i, insomnia, and neurasthenia, in doses r to 3 capsules of m_{12} (0.13) each.

(val'il-én). Pentone; a hydrocarbon, f oily consistency.

Sucrol.

A salt of vanadic acid; the vanadates to resemble arsenic in their toxic effect. acid. An acid, H_2VO_4 , derived from m, forming salts with various bases.

[*Vanadis*, a goddess of Scandinavian my.] A metallic element, symbol V, weight 50.8, of light gray color. Its e said to be tonic, somewhat resembling in their action.

Van der Boven's disease [William Holme *Van Buren*, ork surgeon, 1819-1883.] Induration of ora cavernosa.

Van der Deen's test [Izaak *Van Deen*, Dutch physician, 69.] For blood in any of the secretions or ns; equal volumes of tincture of guaiac pentine are shaken with the suspected d if blood, or iron, is present a blue ll be produced.

[*Vandellii*, Italian botanist, 18th century.] s of plants of the order *Scrofulariaceæ*, ort family. *V. diffusa* is a South Ameri-), with an odor of tobacco, employed as a ue cathartic and in the treatment of

Van der Velden's test [Reinhardt *van den Velden*, physician, *1851.] For free hydro- cid, the presence of which turns an added of methylene blue from violet to green; so Maly's test.

Van der Velden's law. In a mixed nerve the sensory e distributed to the parts moved by the controlled by the motor fibers.

Van Ermengem's method [Emile P. *Van Ermengem*, bacteriologist, *1851.] For staining The cover-slip preparation is immersed our in a mixture of glacial acetic acid, id, and tannic acid solutions, washed in nd then alcohol, immersed for two in 0.5 per cent. silver nitrate solution, ed to a solution of gallic and tannic acids d potassium acetate in water, and rned to the silver solution and then n water.

Van Gieson's stain (van-ge'zon) [Ira *Van Gieson*, k histologist and bacteriologist, contem- Saturated aqueous acid fuchsin solu- tured picric acid solution 100.

Van der Mont's mirror (Joannes Baptist *Van der Mont*, Belgian physician, 1577-1644.) Spec- imontii, the central tendon of the dia-

Van der Meulen's canal (fahn-hörn') [John *van Hoorne*, atomist, 1621-1670.] Thoracic duct.

V. dim. of *vasina*, sheath, pod.] (U.S.) d nearly ripe fruit of *Vanilla planifolia*, l, native of Mexico and cultivated in other ountries; employed in pharmacy only as ag agent.

vanil'lin, *vanill'num* (U.S.). Methylprotocate- chuic aldehyde, a neutral principle, $C_8H_8O_3$, obtained from vanilla and also prepared synthet- ically; it occurs in white needle-shaped crystals with the odor and taste of vanilla, soluble in 100 parts of water; employed chiefly as a flavor, but has been recommended as a remedy in atonic dyspepsia in doses of gr. $\frac{1}{4}$ -1 (0.015-0.06).

vanill'ism. Symptoms of irritation of the skin, nasal mucous membrane, and conjunctiva from which workers in vanilla sometimes suffer.

Van Swieten's liquor or solution (fahn sve'ten) [Gerard *van Swieten*, Dutch physician, 1700-1772.] Mercuric chloride 1, alcohol 100, dis- tilled water 900; dose $\mathfrak{z}\mathfrak{j}$ -2 (2.0-8.0).

Van't Hoff's law [Jacobus Hendricus *Van't Hoff*, Dutch chemist, 1852-1911.] 1. In stereochemis- try, all optically active substances have one or more multivalent atoms united to other atoms or radicals so as to form in space an unsymmetrical arrangement. 2. The osmotic pressure exerted by any substance in very dilute solution is the same that it would exert if present as gas in the same volume as that of the solution. *V. H.'s solu'tion*, calcium chloride, 2, potassium chloride, 2.2, magnesium chloride, 7.8, magnesium sul- phate, 3.8, sodium chloride, 100.2, water, 1000.

vapoural massage. Massage of the tympanum effected by the forcible insufflation of medicated vapors into the external auditory meatus.

vopocauteriza'tion. Cauterization by steam.

va'por [L. steam.] 1. The gaseous form assumed by a solid or liquid when sufficiently heated. 2. A visible emanation of fine particles of a liquid. 3. A medicinal preparation to be administered in the form of vapor. *v. ac'id'i carbol'ici*, 20 drops of liquefied phenol in a pint of water, used in a spray. *v. ac'id'i carbol'ici compos'itus*, phenol 2, creosote 2, tincture of iodine 1, spirit of ether 1, spirit of chloroform 2; used in an inhaler. *v. ammo'ni chlor'id'i*, a mixture of ammonia and hydrochloric acid, purified by passing the vapor through water; used in catarrhal conditions of the Eustachian tube. *v. creoso'ti*, creosote 80, mag- nesium silicate 30, water 480; a teaspoonful in a pint of hot water for inhalation. *v. eucalypt'i*, eucalyptus oil 20, magnesium carbonate 10, water 460; a teaspoonful in a pint of hot water for inhal- ation. *v. eucalypt'i compos'itus*, eucalyptus oil 2, compound tincture of benzoin 3, thymol 1, spirit of chloroform 3; ten drops used in an inhaler. *v. guai'acol compos'itus*, guaiacol 2, terebene 2, menthol 1, thymol 1, spirit of chloroform 3; used by inhalation in phthisis. *v. lo'di ætherea'lis*, iodine 3, ether 120, carbolic acid 120, creosote 60, alcohol 180; dose m_{10} (0.6) used in an inhaler. *v. o'lei pi'ni sylves'tris*, fir-wood oil 40, magnesium carbonate 20, water 480; a teaspoonful in a pint of water for inhalation. *v. terebe'ni*, terebene 40, magnesium carbonate 20, water 480; a teaspoon- ful in a pint of water for inhalation. *v. thy'molia*, thymol 6, alcohol 60, magnesium carbonate 3, water 420; dose a teaspoonful in a pint of water for inhalation.

vapora'rium. Vaporium.

va'porish. Hypochondriacal, hysterical, melan- cholic, splenetic, notional.

vapo'rium. An apparatus for applying hot or cold or medicated vapors.

vaporiza'tion. 1. The change of a solid or liquid to a state of vapor. 2. The therapeutic applica- tion of a vapor.

va'porize. 1. To convert a solid or liquid into a vapor. 2. To apply a vapor therapeutically.

va'porizer. An apparatus for reducing medicated liquids, usually oils, to a state of vapor fit for inhalation or application to the accessible mucous membranes.

va'porole. A pearl or ampule of glass containing a volatile liquid for inhalation, the liquid being set free by crushing the glass.

va'poro. Hypochondriasis, depression.

Vaquez's disease' (vā-ka') [H. *Vaquez*, French physician, contemporary.] Polycythemia myelopathica, a form of erythremia occurring in middle life, associated with cyanosis, enlarged spleen, and disease of the bone-marrow; cf. *Oster's* disease*.

vara'let' (var-ā-let'). Trade name of a compressed tablet of effervescent salts.

varenetz (var-en-yets') [Rus.] Boiled milk soured by means of a yeast, largely used in Russia.

variab'l'ity. The capability of deviating from the type in structure or form.

varia'tion. Deviation from the type especially the parent type, in structure or form.

varica'tion. The formation or the presence of varices.

varicel'la [L. dim. of *variola*.] Chicken-pox; an acute infectious disease marked by an eruption of vesicles, rarely umbilicated like those of smallpox, and seldom becoming pustules; there is usually a slight fever lasting from a few days to a week. **v. gangre'no'sa**, dermatitis gangrenosa infantum. **v. pustulo'sa**, varioloid.

varicell'iform [L. *varicella* + *forma*, form.] Resembling varicella.

varicell'oid [L. *varicella* + G. *eidos*, resemblance.] Varicelliform.

varices (var't-sēz). Plural of *varix*.

var'iciform [L. *varix*(*varic-*) + *forma*, form.] Resembling a varix, varicose.

varicobleph'aron [L. *varix*(*varic-*) + G. *blepharon*, eyelid.] A varicosity of the eyelid.

varicocele (var't-ko-sēl) [L. *varix*(*varic-*) + G. *kēlē*, tumor, hernia.] Hernia varicosa; a varicose enlargement of the veins of the spermatic cord, causing a boggy tumor of the scrotum. **ova'rian v.**, tu'bo-ova'rian v., u'tero-ova'rian v., a varicose condition of the pampiniform plexus in the broad ligament.

varicocelec'tomy [*varicocele* + G. *ektomē*, excision.] An operation for the relief of a varicocele by excision of a portion of the scrotum with ligature of the dilated veins.

var'icoid [L. *varix*(*varic-*) + G. *eidos*, resemblance.] Variciform.

varicole (var't-kōl). Varicocele.

varicom'phalus [L. *varix*(*varic-*) + G. *omphalos*, navel.] A swelling formed by varicose veins at the umbilicus.

var'icose. Relating to, affected with, or designed for the relief or cure of, a varix.

varico'sis. A dilated or varicose state of a vein or veins.

varicos'ity. Varicosis; a varix.

varicot'omy [L. *varix*(*varic-*) + G. *tomē*, severance.] An operation for the cure of varicose veins by subcutaneous incision.

varic'ula [L. dim. of *varix*.] Conjunctival varix, a varicose condition of the veins of the conjunctiva.

vari'ety. In botany and zoology, a subdivision of a species.

variola (vā-re'o-lah) [L. dim. of *varius*, spotted.] Smallpox. **v. benig'na**, varioloid. **v. hemor-rha'gica**, hemorrhagic smallpox.* **v. malign'a**, malignant smallpox, usually of the hemorrhagic form. **v. milla'ris**, a form of varioloid in which the eruption consists of miliary vesicles without the

formation of pustules. **v. pemphigo'sa**, a form of smallpox in which the eruption consists of pemphigus-like blebs. **v. siliquo'sa** [L. *siliqua*, a trunk] a form of smallpox in which the empty pustules remain for a time after the absorption of the contents. **v. sine eruptio'ne**, an abortive form of smallpox in which the disease subsides without the appearance of any eruption, or at most a few papules which never go on to pustulation. **v. vicia**, simple smallpox of ordinary severity in the unvaccinated. **v. verruco'sa**, wartpox, a mild or abortive form of varioloid, the eruption of which consists mainly of papules, with occasionally minute vesicles at the apices, which persist for a time as wart-like lesions.

vari'olar. Relating to smallpox.

Variola'ria. A former indefinite genus of lichens, some species being a source of litmus, and one, *V. ama'ra*, being reputed to be anthelmintic and febrifuge.

vari'olate. 1. To inoculate with smallpox; 2. Pitted or scarred, as if with smallpox.

variola'tion. Inoculation with smallpox. **bo'vine v.**, inoculation of a heifer with smallpox with the object of obtaining a virus for vaccination.

variol'ic. Variolar, variolous.

varioliform (vā-re'o-lī-form) [L. *variola*, smallpox, + *forma*, form.] Resembling smallpox, varioloid (*v. variol'num*). A homeopathic or isopathic preparation of the contents of a smallpox pustule, potentized by trituration or succussion.

varioliz'a'tion. Variolation.

vari'oloid [L. *variola*, smallpox, + G. *eidos*, resemblance.] 1. Varioliform, resembling smallpox. 2. In veterinary medicine, resembling measles. 3. A mild form of smallpox occurring in persons who are relatively immune either naturally or as a result of a previous vaccination; the course of the disease is materially shortened and the different stages of the eruption follow each other rapidly or the lesions may abort at any stage.

vari'olous. Variolar, variolic, relating to smallpox. **vari'olovacc'ina.** A form of cowpox produced by inoculation of a heifer with smallpox of the human.

variolovaccine (vā-re'o-lo-vak'sen). A vaccine obtained from the eruption following inoculation of a heifer with smallpox from the human.

vari'olovacci'nia. Variolovaccinia.

varise (vā-rēs) [G. *varix*.] A small tumor on the inner aspect of the hind leg of a horse.

var'ix [L.] An enlarged and tortuous vein, artery, or lymphatic vessel. **aneurys'mal v.**, dilatation and tortuosity of a vein resulting from a direct communication with an adjacent artery. **gub'rinous v.**, a lumpy or nodular condition of the umbilical cord. **tur'binal v.**, a condition of permanent dilatation of the veins of the turbinated bodies, especially of the inferior turbinate.

var'nish [Fr. *vernis*.] A solution of a resin in oil or alcohol which dries quickly leaving a thin film on the surface to which it is applied.

Varo'lian. Relating to Varolius or to the poet Varolii.

Varo'lius. Latinized form of Costanzio Varolio, Italian anatomist, 1543-1576. **band of V.**, the anterior extension of the hind-gut on its ventral surface, in the embryo. **pons Varo'li**, see *pons* (1). **valve of V.**, v. of Bauhin, ileocecal valve. **valvula* coli** [BNA].

va'rus [L. knock-kneed.] 1. Originally a knock-kneed man, now employed in the opposite sense—a bowlegged person; see *valgus*. 2. Talipes*

varus. 3. [L. *varus*, a pimple.] Any papular eruption, acne. **v. com'edo**, comedo.

vas, gen. *va'sis*, pl. *va'sa*, gen. pl. *vaso'rum* [L.] A vessel. **v. aber'rans supe'rius**, a diverticulum from the globus major of the epididymis. **v. aber'rans infe'rius**, v. aberrans of Haller, a diverticulum from the globus minor of the epididymis, where it terminates in the vas deferens, extending upward between the two tubes. **v. aber'rans hep'atis**, pl. *va'sa aberran'tia hep'atis*, one of numerous irregularly coursing arterial twigs found along with blind bile-ducts in the fibrous appendix and in the capsule of the liver. **v. afferens**, (1) any artery conveying blood to a part; (2) a lymphatic vessel entering a lymph-gland. **v. anastomot'icum**, anastomotic* vessel. **v. capilla're**, capillary (3), or capillary vessel. **v. collatera'le**, collateral* vessel. **v. def'erens**, ductus deferens [BNA]. **v. eff'erens**, (1) a vein carrying blood away from a part; (2) lymphatic vessel leaving a lymph-gland; (3) one of the excretory ducts, ductuli efferentes testis [BNA]. **v. lymphat'icum**, pl. *va'sa lymphat'ica*, lymphatic vessel, one of the vessels which convey the lymph; they anastomose freely with each other, and communicate with the serous cavities, intercellular spaces, and lymph-glands. **v. prom'inens**, a blood-vessel in the substance of the prominentia spiralis of the cochlea. **v. sanguin'eum**, pl. *va'sa sanguin'ea*, a blood-vessel. **v. spira'le**, a blood-vessel, larger than its fellows, in the basilar membrane just beneath the tunnel of Corti. **v. va'sis**, see *vasa vasorum*.

vasa (va'sah, vah'sah). Plural of *vas*. **v. aberran'tia hep'atis**, see *vas aberrans hepatis*. **v. afferen'tia**, see *vas afferens*. **v. bre'via**, branches of the splenic artery distributed to the greater curvature of the stomach. **v. chyll'era**, lacteals. **v. efferen'tia**, see *vas efferens*. **v. intest'ni ten'uis**, vessels of the small intestine, arteriae intestinales [BNA], twelve to fifteen arteries arising from the superior mesenteric and running between the layers of the mesentery to the jejunum (arteriae jejunaes) and ileum (arteriae ileae). **v. priva'ta**, the blood-vessels which have to do with the nutrition of the lungs, the bronchial vessels. **v. publica**, the pulmonary arteries and veins. **v. rec'ta**, (1) straight; slightly diverging arterioles, running between the straight uriniferous tubules of the Malpighian pyramids of the kidney; these are the *true v. recta*; the so-called *false v. recta* are efferent vessels of the glomeruli lying nearest the bases of the Malpighian pyramids, passing into the pyramids along with the true *v. recta*; (2) tubuli, seminiferi recti. **v. sero'sa**, minute blood-vessels allowing the passage of the plasma but not the corpuscles, assumed to exist in the cornea and elsewhere. **v. vaso'rum**, vessels of vessels, small arteries distributed to the outer and middle coats of the larger blood-vessels, and their corresponding veins. **v. vortico'sa**, venae vorticosae.

va'sal. Relating to a vas or to vasa.

vas'cular. Relating to or containing blood-vessels.

v. arches, visceral arches. **v. glands**, ductless glands. **v. tumor**, angioma, telangioma.

vascular'ity. The condition of being vascular.

vasculariza'tion. The formation of new blood-vessels in a part.

vas'cularized. Rendered vascular by the formation of new vessels.

vasculi'tis [L. *vasculum*, a small vessel, + G. *-itis*.] Angeritis.

vas'culomo'tor. Vasomotor.

vas'culum II. dim. of *vas* a vessel 1 A small vessel.

vasec'tomy [L. *vas deferens* + G. *ektomē* excision.] Excision of a segment of the vas deferens.

vas'eline [Ger. *wasser*, water, + G. *elaion*, oil.] Petrolatum (U.S.), paraffinum molle (Br.), a soft semisolid unctuous mixture of hydrocarbons obtained from petroleum. **liq'uid v.**, petrolatum liquidum (U.S.), paraffinum liquidum (Br.). **white v.**, petrolatum album (U.S.).

vas'elon. Trade name of an ointment base.

vas'enol. Trade name of an ointment base.

vas'icine. An alkaloid from *Adhatoda vasica*, an East Indian shrub, destructive to low forms of animal and vegetable life; expectorant and anthelmintic.

vasifac'tive [L. *vas*, vessel, + *facere*, to make.] Forming new blood-vessels, noting certain cells in newly organized tissues.

vas'iform [L. *vas*, vessel, + *forma*, form.] Having the shape of a vas or tubular structure.

vasoconstric'tive. Trade name of a preparation of the suprarenal gland.

vasoconstric'tion. Narrowing of the blood-vessels.

vasoconstric'tive. Causing narrowing of the blood-vessels.

vasoconstrictor (vaz-o-kon-strik'tor). An agent which causes narrowing of the blood-vessels; a nerve, stimulation of which causes vascular constriction.

vasocoro'na [L. *vas*, vessel, + *corona*, crown.] The system of peripheral vessels of the spinal cord which send branches inward.

vasoden'tine. Vascular dentine, dentine in which the primitive capillaries have remained uncalcified and so are wide enough to give passage to the formed elements of the blood.

vasodilata'tion. Dilatation of the blood-vessels.

vasodilatin (vaz-o-di-la'tin). A hypothetical depressor substance alleged to be present in organic extracts.

vasodilator (vaz-o-di-la'tor). An agent which causes dilatation of the blood-vessels; a nerve, stimulation of which results in dilatation of the blood-vessels.

vasofac'tive. Vasifactive, vasoformative.

vasofo'r'mative [L. *vas*, vessel, + *formare*, to form.] Causing the formation of blood-vessels in newly organized tissue, noting certain cells; vasifactive, angiopoietic.

vasoganglion (vaz'o-gang'gli-on). Glomus, a mass of blood-vessels, rete.

vas'ogen. Trade name of a yellowish brown viscid mass, claimed to be oxygenated petrolatum; when mixed with menthol, iodine, ichthyol, and other substances it is said to render them more readily absorbable, and is employed as a vehicle for such remedies in the treatment of skin diseases.

vasohyperton'ic [L. *vas*, vessel, + G. *hyper*, over, + *tonos*, tone.] Relating to increased arterial tension or vasoconstriction.

vasohypoton'ic [L. *vas*, vessel, + G. *hypo*, under, + *tonos*, tone.] Relating to reduced arterial tension or vasodilatation.

vasoinhibitor (vaz-o-in-hib'i-tor). An agent which restricts or prevents the functioning of the vasomotor nerves, resulting in passive dilatation of the blood-vessels.

vasoinhib'itory. Restraining vasomotor action.

vas'ol. Trade name of a liquid paraffin with ammonium oleate, used as a menstruum for medicaments applied in the form of vapor.

vasollmen'tum. An ointment base having properties similar to those of vasogen; it occurs in two forms: *v. liq'uidum*, liquid v., and *v. sois'sum*.

solid v., which are similar in composition to petrolatum saponatum liquidum and petrolatum saponatum spissum of the N.F.

vasolin'iment. Parogen.

vasomoto'tion. Change in caliber of a blood-vessel.

vasomotor (vaz-o-mo'tor) [L. *vas*, vessel, + *motor*, mover.] Causing dilatation or constriction of the blood-vessels, noting the nerves which have this action. **v. catarrh'**, hay-fever. **v. ep'ilepsy**, epilepsy preceded or accompanied by vasomotor changes in the cutaneous vessels. **v. paral'ysis**, vasoparesis. **v. spasm**, spasmodic contraction of the smaller arteries.

vasomoto'rial, **vasomoto'ric**, **vasomo'tory.** Vaso-motor.

vasomotricity (vas-o-mo-tris'ti-ti). Vasomotor action.

vasoneuro'sis [L. *vas*, vessel, + *neurosis*.] Angio-neurosis.

vasoparesis (vaz-o-par'e-sis) [L. *vas*, vessel, + G. *paresis*, weakness.] Paralysis of the vasomotor nerves.

vasosec'tion [L. *vas deferens* + *sectio*, a cutting.] Division of the vas deferens, vasotomy.

vasosen'sory. Relating to sensation in the blood-vessels, noting sensory nerve-fibers going to the vessels.

vas'opasm [L. *vas*, vessel, + G. *spasmos*, tension.] Angiospasm, vasoconstriction.

vasospas'tic. Relating to vasospasm, angio-spastic.

vasostim'ulant. 1. Exciting vasomotor action. 2. An agent which urges the vasomotor nerves to action.

vasostomy (vas-os-to-mi) [*vas deferens* + G. *stoma*, mouth.] Belfield's operation, an artificial opening into the ductus (vas) deferens.

vasoth'ion. Vasogen containing 3 per cent. of sulphur.

vasothrombin (vaz'o-throm'bin) [L. *vas*, vessel.] Thrombin derived from the lining cells of the blood-vessels.

vasotonic (vaz-o-ton'ik). 1. Relating to vascular tone. 2. An agent which increases vascular tension; vasostimulant.

vasoto'nin. Trade name of a compound or combination of yohimbine and urethane, recommended in angina pectoris, arteriosclerosis, and to reduce blood-pressure.

vasotribe (vaz'o-trib) [L. *vas*, vessel, + G. *tribō*, I crush.] Angiotribe.

vasotroph'ic [L. *vas*, vessel, + G. *trophē*, nourishment.] Angiotrophic.

vasova'gal. Relating to the action of the vagus nerve upon the blood-vessels; vasomotor. **v. attack'**, vagal* attack.

vas'tus [L. *hugē*.] See under *musculus*.

vasovesic'ulec'tomy [G. *ektomē*, excision.] Excision of the vas deferens and seminal vesicles.

Vate'ria [after Abraham Vater, German anatomist and botanist, 1684-1751.] A genus of plants of the order *Dipterocarpaceae*. **V. in'dica**, *Elaeo-carpus copalliferus*, a species furnishing a copal varnish; the seeds are used as a gastric sedative in nausea and vomiting.

Vater's ampul'la or divertic'ulum (fah'ter) [Abraham Vater, German anatomist, 1684-1751.] A dilatation at the point of junction of the pancreatic and the common bile-ducts just before they empty into the duodenum. **V.'s corpuscle**, Pacinian corpuscle, corpusculum* lamellosum. **V.'s fold**, a fold of mucous membrane in the duodenum just above V.'s papilla. **V.'s papil'la** papilla duodeni [BNA].

Vater-Pacini corpuscle (fah'ter-pah-che'ne). Corpusculum lamellosum.

Vauban's fortifica'tion pic'tures (vo-bah'n) [Sebastien Leprestre, Seigneur de Vauban, French military engineer, 1633-1707.] Teichopais.

Vaugh'an's typhoid res'idue [Victor Clarence Vaughan, American chemist and physician. *1851.] See *typhoid* residue*.

Vaughan-Novy test (vo'an-no'vi) [Victor Clarence Vaughan, American chemist and physician. *1851; Frederick George Novy, American bacteriologist, *1864.] For tyrotoxinon: the suspected substance is extracted with ether, dried, and dissolved in water, and to the solution are added equal amounts of phenol and sulphuric acid; a positive result is indicated by the appearance of an orange-red coloration.

vault [L. *volta*; *volvere*, to turn.] An anatomical part resembling an arched roof or dome, as the vault of the pharynx, the upper part or roof of the rhinopharynx; the palatine vault, roof of the mouth; vault of the vagina, fornix.

vauqueline (vo-kē-lēn') [after L. N. Vauquelin, French chemist, 1763-1829.] An old term for strychnine.

V.C. Abbreviation for color vision.

veal-skin. An eruption of white patches resembling veal in color and texture, on the skin of the face and neck.

vec'tis [L. a bar.] Lever, an instrument resembling one of the blades of an obstetrical forceps, used as an aid in delivery by making traction on the presenting part of the fetus.

vec'tor [L. *vector*, a carrier.] Term noting an insect which simply transports a pathogenic microorganism from the sick to the well, inoculating the latter, but in which the organism does not pass through any developmental cycle.

vegetable (vej'e-ta-bl) [L. *vegetare*, to animate.]

1. A plant, specifically one used for food. 2. Relating to plants, as distinguished from animals or minerals. **v. acid**, an acid derived from plants or fruits. **v. æ'thiops**, æthiops vegetable. **v. al'kali**, see *alkali*. **v. anat'omy**, the branch of botany which deals with the form and structure of plants. **v. base**, alkaloid. **v. cal'omel**, protophyllum. **v. gel'atin**, agar-agar. **v. mer'cury**, manaca. **v. sulphur**, lycopodium. **v. wax**, a substance resembling beeswax, forming the bloom on grapes and other fruits and existing in some plants in quantity sufficient for collection; it has been used in diarrhea and in pharmaceutical preparations as a substitute for beeswax.

vegetal (vej'e-tal). 1. Relating to plants, vegetable. 2. Noting the vital functions common to plants and animals, such as respiration, metabolism, growth, generation, etc., distinguished from those peculiar to animals, such as conscious sensibility and the mental faculties.

vegetal'ity. The aggregate of the vital functions common to both plants and animals.

vegetarian. One who lives wholly on vegetable, eschewing meat; a strict v. avoids tubers and everything except fruits and vegetables grown in the sunlight; a lactovegetarian eats tubers, milk, eggs, and anything except flesh food.

vegetarianism. The practice as to diet of a vegetarian.

vegeta'tion [L. *vegetare*, to arouse, animate.] 1. The process of growths in plants. 2. A condition of sluggishness, comparable to the inactive sort of plant life. 3. A growth or excrescence of any sort. 4. Specifically, a clot, composed largely of

fused blood-platelets, adherent to a diseased heart-valve.

vegetative (vej'e-ta-tiv) [L. *vegetare*, to quicken, but in general with a nearly opposite meaning, derived from the manner of growth of a *vegetable*.] 1. Growing or functioning involuntarily or unconsciously after the assumed manner of vegetable life. 2. Resting, not active, noting the stage of a cell or its nucleus in which the process of caryocinesis is quiescent.

vegetoalkali (vej-e-to-al'kă-li). An alkalioid.

vegetoanimal (vej-e-to-an'nal). Relating to both plants and animals, noting the vegetal functions. *v. matter*, gluten and albumin derived from plants.

vehicle (ve'hî-kl) [L. *vehiculum*, a conveyance.] An excipient, a menstruum, a substance, usually without therapeutic action, used as a medium, to give bulk, for the administration of medicines.

veil (vâl) [L. *velum*.] 1. Caul. 2. Velum.

vein [L. *vena*.] 1. A blood-vessel conveying blood toward the heart; all the veins, except the pulmonary, carry dark or un aerated blood. [For the table of the veins, see *vena*.] 2. In botany a nerve, a fibrous bundle marking the surface of a leaf or petal. *flu'id v.*, the passage of a swiftly flowing current through a channel which suddenly widens, or sometimes the reverse, resulting in vibrations in the fluid which produce a murmur.

abnormal course, phlebectopia. **concretion**, phlebolith, phlebolite, vein-stone, venous calculus. **congestion**, phlebisimus. **constriction** of, phlebotenosus. **cranial**, emissarium, emissary vein. **description** of, phlebography. **dilatation**, phlebectasia, varix, phlebocyst. **disease** of, phlebocholosis. **drawing blood from**, phlebotomy, venesection. **excision**, phlebec-tomy. **hardening** of, phlebosclerosis. **hemorrhage from**, phleborrhagia. **inflammation**, phlebitis, thrombophlebitis; endophlebitis (lining membrane); meso-phlebitis (middle coat); periphlebitis (outer coat); pyrophlebitis (portal vein); phlebometritis (uterine veins). **instrument for recording pulsations**, phlebo-graph. **intracranial sinus**, pain, phlebalgia. **plexus**, veniplex. **plugging** of, phlebemphraxis, phlebothrombosis. **pulsation** in, phlebopalpus, phleboopia. **puncture**, venipuncture. **rupture**, phleborrhaxis. **science relating to**, phlebology. **small**, venula, venule, veinlet. **suture** of, phleborrhaphy, venesuture. **tor-sion** of, phlebotrepsis. **turgescence**, phlebisimus. **unpaired**, azygos.

veined (vând). Marked by veins or lines resembling veins on the surface.

veinlet (vân'let). Venule.

vein-stone (vân'stôn). Phlebolith.

ve'lar. Relating to any velum, especially the velum palati.

vela'men, pl. *velam'ina* [L. a veil.] Velamentum, a membranous covering. *v. vulvæ*, Hottentot* apron.

velamentous (ve-la-men'tus). Expanded in the form of a sheet or veil. *v. insertion*, separation of the umbilical vessels before reaching the placenta to which they come enclosed each in a fold of amnion.

velamen'tum, pl. *velamen'ta* [L. a cover] Velum, velamen, a membrane or membranous envelope or covering. *v. abdomina'le*, peritoneum. *v. bombyci'num*, a villous membrane. *v. cerebra'le*, pl. *velamen'ta cerebra'lia*, one of the cerebral meninges. *v. cer'e'bri*, v. cerebrale. *v. infan'tis*, one of the fetal envelopes. *v. lin'gue*, plica epiglottica.

Veld sore [D *veld*, field.] An ecthymatous ulceration affecting chiefly the forearm and legs, prevalent in South Africa.

vel'iform [L. *velum*, veil, + *forma*, form.] Vela-mentous.

Vel'la's fist'ula (vel'tah) [Luigi *Vella*, Italian physiologist, 1825-1886.] Experimental isolation of a segment of intestine in a dog or other animal, the mesenteric attachment being preserved; the divided ends of the intestine at either end of the segment are joined by anastomosis, and the ends of the segment itself are stitched to openings in the abdominal wall, the object being to obtain intestinal juice for study.

vell'icate [L. *vellicare*, to pluck, to twitch.] To twitch, to contract spasmodically, said especially of fibrillary muscular spasms.

vellica'tion. Twitching, fibrillary muscular spasm.

vell'olin. Trade name of a lanolin, or wool-fat, preparation

vell'osine. Pareirine. an alkalioid in the bark, fruit, and leaves of *Geissospermum vellosii*, a plant of Brazil; it has antiperiodic properties.

velop'ural. A soft mass made by mixing soap and olive oil in proper proportions, used as a base for ointments. *mer'cury v.*, see *mercury*.

velosyn'thesis [L. *velum palati* + G. *synthesis*, a putting together.] Staphylorrhaphy.

Velpeau's bandage (velpo') [Alfred Armand Louis Marie *Velpeau*, Parisian surgeon, 1795-1867.] A bandage for retaining the arm, in fracture of the clavicle, in such a position that the hand rests on the acromion of the sound side and the elbow is in front of the xiphoid cartilage of the sternum. *V.'s deformity*, the characteristic (silver-fork) deformity in Colles' fracture. *V.'s diarrhe'a mix'ture* (N.F.), camphor 4, tincture of opium 32, compound tincture of gambir to make 100; dose, 30 (2.0). *V.'s her'nia*, femoral hernia in which the intestine is in front of the blood-vessels.

ve'lum [L. veil, sail.] Any structure resembling a veil or curtain. *v. interpos'itum*, interposed veil, tela chorioidea ventriculi tertii [BNA]. *v. medulla're ante'rius* [BNA], anterior medullary velum, superior medullary velum, valve of Vieussens; a thin layer of white nervous tissue stretching between the two brachia conjunctiva, or superior cerebellar peduncles, forming the upper part of the roof or posterior wall of the fourth ventricle. *v. medulla're infe'rius*, v. medullare posterius. *v. medulla're poste'rius* [BNA], posterior medullary v., inferior medullary v., v. Tarni, a thin lamina of white nerve substance extending on either side from the peduncle of the flocculus to the nodule which it covers in a very thin sheet; its posterior border unites with the posterior border of the anterior velum to form an angle, the fastigium. *v. medulla're supe'rius*, v. medullare anterius. *v. palati'num* [BNA], v. pendulum palati, palatum molle, soft palate.* *v. pen'dulum pala'ti*, v. palatinum [BNA]. *v. semiluna're*, v. medullare posterius. *v. termina'le*, lamina terminalis [BNA]. *v. triangula're*, v. interpositum.

ve'na, gen. and pl. *ve'næ* [L.] Vein, a blood-vessel carrying blood toward the heart; all the veins except the pulmonary carry dark or un aerated blood.

v. acromiothorac'ica, v. thoracoacromialis [BNA].

v. ad'vehens, pl. *vena ad'vehentes*, one of the veins in the embryo, carrying blood to the capillaries of the



VELPEAU'S BANDAGE.

liver, and representing the right and left divisions of the portal vein.

v. angula'ris, angular vein, a short vein at the anterior angle of the orbit, formed by the supraorbital and frontal veins and continuing as the anterior facial.

v. anon'yma [BNA], innominate or brachiocephalic vein; formed by the union of the jugularis interna and subclavia; *tribularies*; the right (*anonyma dextra*) receives the right vertebralis and mammaria interna, and the right lymphatic duct; the left (*anonyma sinistra*) receives the left vertebralis, mammaria interna, intercostalis suprema, thyroidea ima, and various anterior pericardial, bronchial, and mediastinal veins.

v. arterio'sa, arterial vein, *v. portae*, so called because it ramifies like an artery.

v. audit'i va inter'na [BNA], one of two veins accompanying each internal auditory artery; they drain the internal ear, pass out through the internal auditory meatus, and empty into the lateral sinus or the posterior part of the inferior petrosal sinus.

v. auricula'ris ante'rior, anterior auricular vein, one of several emptying into the posterior facial.

v. auricula'ris poste'rior, posterior auricular vein, drains the parietal and posterior portion of the temporal regions, and unites with the posterior facial to form the external jugular.

v. axilla'ris, axillary vein, is a continuation of the basilic, running from the lower border of the teres major muscle to the outer border of the first rib where it becomes the subclavian.

v. azygos [BNA], azygos vein, *v. azygos major*, arises from the right ascending lumbar vein or the vena cava inferior, ascends through the aortic orifice of the diaphragm, lies in the posterior mediastinum, and terminates in the vena cava superior.

v. azygos ma'jor, *v. azygos* [BNA].

v. azygos mi'nor infe'rior, *v. hemiazygos* [BNA].

v. azygos mi'nor supe'rior, *v. hemiazygos accessoria* [BNA].

v. basa'llis [BNA], basal vein, basilar vein, vein of Rosenthal, a vein which ascends from the base of the brain to empty into the internal cerebral.

v. basila'ris, *v. basalis* [BNA].

v. basil'ica, basilic vein, arises at the upper part of the bend of the elbow by the union of the median basilic and the posterior ulnar veins, or arises from the dorsal plexus of the hand following the course usually described as taken by one of the ulnar veins; it joins the brachial veins to form the axillary.

v. basivertebra'llis, basivertebral vein, one of a number of veins in the spongy substance of the bodies of the vertebrae, emptying into the longitudinal vertebral sinuses.

v. brachia'llis, brachial vein, one of two veins in either arm accompanying the brachial artery in the upper arm and emptying into the axillary vein.

v. brachiocephal'ica, *v. anonyma* [BNA].

v. bronchia'llis, bronchial vein, one of many running in front of and behind the bronchial tubes and uniting into two main trunks which empty on the right side into the vena azygos, on the left into the vena hemiazygos accessoria or the left superior intercostal.

v. bronchia'llis ante'rior, one of a number of veins of the systemic circulation coming from the lungs and emptying into the anonyma or vena cava superior.

v. capalli'uli coch'leae, runs from the cochlea to the bulb of the jugular vein.

v. cana'llis pterygoide'i, Vidian vein, a vein accompanying the Vidian artery through the pterygoid canal and emptying into the pharyngeal vein.

v. card'aca mag'na, *v. cordis magna* [BNA].

v. ca'va infe'rior, receives the blood from the lower extremities and the greater part of the pelvic and abdominal organs; it begins at the level of the fifth lumbar vertebra on the right side, pierces the diaphragm at the level of the eighth dorsal vertebra, passes through the anterior mediastinum and empties into the back part of the right atrium (auricle) of the heart.

v. ca'va supe'rior, returns blood from the head and neck, upper extremities, and thorax; *tribularies*, formed by union of the two venae anonymae, receives also *v. azygos*.

v. centra'llis ret'inae, central vein of the retina, formed

by union of the retinal veins and accompanies the artery of the same name in the optic nerve.

v. cephal'ica, arises at the point of union of one of the radial veins and the median cephalic, or arises from the dorsal plexus of the hand following the course usually described as that of the radial veins; it empties into the upper part of the axillary vein.

v. cerebel'li, one of the numerous cerebellar veins; the *superior* drain the upper surface of the cerebellum and empty into the straight and the transverse sinuses; the *inferior* drain the under surface and empty into the inferior petrosal and transverse sinuses.

v. cerebri infe'rior, one of numerous cerebral veins which drain the under surface of the cerebral hemispheres and empty into the cavernous and transverse sinuses.

v. cerebri inter'na [BNA], *v. Galeni*, one of two veins running in the tela chorioides of the third ventricle, formed by the union of the choroid and terminal veins, and emptying into the *v. cerebri magna*.

v. cerebri mag'na [BNA], *v. magna Galeni*, formed by junction of the two internal cerebral veins, runs in the transverse cerebral fissure, and empties into the straight sinus which forms a continuation of it.

v. cerebri me'dia, in the lateral cerebral fissure, anastomosing with the superior ophthalmic, and emptying into the sphenoparietal sinus.

v. cerebri supe'rior, one of numerous veins which drain the surface of the cerebral hemisphere and empty into the superior sagittal sinus or the lateral lacunae.

v. cervica'llis transver'sa, *v. transversa colli* [BNA].

v. cervica'llis profun'da, deep cervical vein, runs with the artery of the same name between the semispinalis capitis and semispinalis cervicis and empties into the anonyma or the vertebralis.

v. chorioide'a, drains the lateral ventricle and choroid plexus and unites with the terminal vein to form the *v. cerebri interna*, or *Galen's vein*.

v. cilia'ris, one of several small veins, anterior and posterior, coming from the ciliary body.

v. circumflex'a il'ium profun'da, deep circumflex iliac vein, corresponds to the artery of the same name, and empties, near or in a common trunk with the deep epigastric, into the external iliac vein.

v. circumflex'a il'ium superficia'llis, superficial circumflex iliac vein, corresponding to the artery of the same name, emptying usually into the saphena magna, or sometimes into the femoral.

v. co'mes, pl. *ve'nae comites* [L. companion vein, *v. comitans* [BNA].

v. com'itans, pl. *ve'nae comitan'tes* [L. accompanying vein], [BNA] *v. comes*, a deep vein following the same course as its corresponding artery.

v. com'itans ner'vi hypogloss'al, runs with the hypoglossal nerve below and to the outer side of the hypoglossus muscle, emptying usually into the lingual.

v. cor'dis ante'rior, one of two or three small veins in the anterior wall of the right ventricle opening into the right atrium independently of the sinus coronarius.

v. cor'dis mag'na [BNA], *v. cardiaca magna*, *art. coronaria* vein, a tributary of the sinus coronarius beginning at the apex and running in the anterior interventricular sulcus.

v. cor'dis me'dia [BNA], inferior cardiac, inferior interventricular; begins at the apex of the heart and passes through the inferior interventricular sulcus to the sinus coronarius.

v. cor'dis min'ima [BNA], Thebesian vein, one of a number of small veins commencing in the walls of the heart and opening separately into the atria or ventricles.

v. corona'ria ventric'uli, coronary vein of the stomach arises in the gastrophatic omentum from a union of veinlets from both surfaces of the stomach; it follows a tortuous course through the gastrophatic omentum, the left and then the right gastroepiploic folds, and empties into the portal vein.

v. costoaxilla'ris, costoaxillary vein, one of a number of anastomotic veins connecting the intercostal veins of the 1st to 7th intercostal spaces with the lateral thoracic or the thoracoepigastric vein.

v. diplo'ica, one of numerous veins in the dermis of

the cranial bones, connected with the cerebral sinuses by emissary veins.

v. dorsa'lis lin'guis, a tributary of the lingualis.

v. dorsa'lis pe'nis, dorsal vein of the penis, an unpaired vein running between the two dorsal veins of the penis and emptying, usually by two forks, into the prostaticovesical plexus.

v. emissa'ria, emissarium, emissary vein, one of the venous connections between the sinuses of the dura mater, the diploic, the meningeal, and the extracranial veins.

v. epiga'strica infe'rior [BNA], inferior epigastric vein, deep epigastric vein, corresponds to the artery of the same name and empties into the external iliac vein.

v. epiga'strica profun'da, **v. epigastrica inferior** [BNA].

v. epiga'strica superficia'lis, superficial epigastric vein, drains the lower and inner part of the abdominal wall and empties into the saphena magna or long saphenous vein.

v. epiga'strica supe'rior, one of the *venae comitantes* of the artery of the same name, tributaries of the *mammaria interna*.

v. facia'lis ante'rior, anterior facial vein a continuation of the angular vein at the inner angle of the orbit passes diagonally downward and outward, uniting with the posterior facial in the carotid fossa, below the border of the lower jaw, to form the common facial.

v. facia'lis commu'nis common facial vein, arises in the carotid fossa from the union of the anterior and posterior facial veins, and empties into the external jugular.

v. facia'lis poste'rior [BNA], posterior facial vein, temporomaxillary vein, formed by the union of the temporal veins in front of the ear, runs behind the ramus of the lower jaw through the parotid gland, and unites with the anterior facial to form the common facial.

v. femora'lis, femoral vein, accompanies the femoral artery in the same sheath, being a continuation of the popliteal vein, and becomes the external iliac vein at the level of Poupart's ligament, a little to the inner side of its center.

v. fronta'lis, frontal vein, one of several veins which drain the front part of the scalp and unite with the supraorbital to form the angular.

v. Gale'ni, see *v. cerebri interna* and *v. cerebri magna*.

v. gluta'e infe'rior [BNA], inferior gluteal vein, sciatic vein, one of the *venae comitantes* of the branches of the sciatic artery uniting at the sciatic foramen to form a common trunk which empties into the hypogastric, or internal iliac, vein.

v. gluta'e supe'rior, superior gluteal vein, one of the veins which accompany the gluteal artery, entering the pelvis as two veins which unite into one and empty into the hypogastric, or internal iliac, vein.

v. haemorrhoida'lis, hemorrhoidal vein, see *plexus haemorrhoidalis*.

v. haemorrhoida'lis supe'rior, superior hemorrhoidal vein, drains the greater part of the hemorrhoidal plexus, and ascends between the layers of the mesorectum to the brim of the pelvis, where it becomes the inferior mesenteric.

v. hemia'zygos [BNA], **v. azygos minor inferior**, begins in the epigastric region, pierces the left crus of the diaphragm, ascends along the left side of the bodies of the lower dorsal vertebrae, opposite the eighth vertebra crosses the front of the spine, behind the aorta, thoracic duct, and esophagus, and empties into the *vena azygos*.

v. hemia'zygos accesso'ria [BNA], **v. azygos minor superior**, formed by the union of the 4th to 7th left posterior intercostal veins, passes upward along the side of the bodies of the 5th, 6th, and 7th dorsal vertebrae, then crosses the spine behind the aorta, esophagus, and thoracic duct, and empties into the *vena azygos*.

v. hypoga'strica [BNA], hypogastric vein, internal iliac vein, runs from the upper border of the great sciatic notch to the brim of the pelvis where it joins the external iliac to form the common iliac; it drains most of the territory supplied by the internal iliac artery.

v. ili'aca commu'nis, common iliac vein, formed by the union of the external and internal iliac veins at the brim of the pelvis and passes upward behind the internal iliac artery to the right side of the body of the fifth lumbar vertebra where it unites with its fellow of the opposite side to form the inferior vena cava.

v. ili'aca exter'na, external iliac vein, a direct continuation of the femoral above the inguinal (Poupart's) ligament, uniting with the hypogastric (internal iliac) to form the common iliac vein.

v. ili'aca inter'na, internal iliac vein, **v. hypogastrica** [BNA].

v. innomina'ta, **v. anonyma** [BNA].

v. intercapitula'ria, intercapitular vein, one of the veins connecting the dorsal and volar veins in the hand, the dorsal and plantar veins in the foot.

v. intercosta'lis, one of the intercostal veins; the *anterior* are tributaries of the musculophrenic or internal mammary veins; the *posterior* terminate variously; on the right side the 1st terminates in the vertebral, the 2d to 4th form a common trunk, **v. intercostalis suprema dextra**, which empties into the *azygos*, the 5th to 11th empty separately into the *azygos*; on the left side the first empties into the vertebral or *anonyma*, the 2d to 4th form the **v. intercostalis suprema sinistra** which empties into the left *anonyma*, the 5th to 8th empty into the *hemiazygos accessoria*, and the 9th to 11th into the *hemiazygos*.

v. intercosta'lis suprema [BNA], *intercostalis superior*, highest (superior) intercostal vein; a trunk formed by the 2d, 3d, and 4th posterior intercostal veins; empties, on the right side, into the *azygos*, on the left into the *anonyma*.

v. intervertebra'lis, intervertebral vein, one of numerous veins accompanying the spinal nerves, emptying in the neck into the vertebral, in the thorax into the intercostal, in the lumbar and sacral regions into the lumbar and sacral veins.

v. ischia'dica, **v. glutea inferior** [BNA].

v. jugula'ria anterior, arises on the digastric muscle from veins from the lower lip and mental region, descends the anterior portion of the neck superficially, pierces the superficial layer of the deep fascia, passes through Burns's space, and turns outward to empty into the external jugular at the outer border of the scalenus anticus muscle.

v. jugula'ria exter'na, external jugular vein, formed below the parotid gland by the junction of the posterior auricular and the posterior facial (temporomaxillary); it passes down the side of the neck external to the sternocleidomastoid muscle to the anterior part of the subclavian portion of the posterior triangle of the neck, where it crosses in front of the third portion of the subclavian artery and empties into the subclavian vein.

v. jugula'ria exter'na poste'rior, posterior external jugular vein, begins in the upper and back part of the neck, superficially, and runs downward and forward to empty into the external jugular at the posterior edge of the sternocleidomastoid muscle.

v. jugula'ria inter'na, a continuation of the transverse sinus of the dura mater, uniting, behind the cartilage of the first rib, with the subclavian to form the innominate (*anonyma*); *tributaries*, occipitalis, thyreoidica superior, lingualis, facialis communis, facialis posterior, facialis anterior, pharyngeal, meningeal, and the *vena comitans nervi hypoglossi*.

v. liena'lis, splenic vein, arises by the union of several small veins at the hilus on the anterior surface of the spleen, passes backward to the left kidney, there runs behind the upper border of the pancreas to the neck of the pancreas where it joins the superior mesenteric to form the portal.

v. lingua'lis, receives blood from the tongue, sublingual and submaxillary glands, and muscles of the floor of the mouth; empties into the *jugularis interna* or the *facialis communis*.

v. lumba'lis ascen'dens, ascending lumbar, arises from the sacral and lumbar veins and at the diaphragm becomes the *azygos* vein on the right side, the *hemiazygos* vein on the left.

v. mamma'ria inter'na, usually two veins accompany each artery of the same name, fusing into one at the upper part of the thorax and emptying into the *anonyma* of the same side.

v. media'na antibra'chii, median nerve of the forearm, begins at the base of the dorsum of the thumb, curves around the radial side, ascends the middle of forearm, and just below the bend of the elbow divides into the median basilic and median cephalic veins; sometimes it divides lower down, one branch going to the basilic, the other to the median vein of the elbow.

v. media'na basil'ica, median basilic, the inner branch of the median, mediana antibrachii, which becomes the basilic when joined by the upper of the ulnar veins, the posterior ulnar.

v. media'na cephal'ica, median cephalic vein, the outer branch of the median, mediana antibrachii, which becomes the cephalic when joined by the radial.

v. media'na cu'biti, median vein of the elbow, a vein which passes across the bend of the elbow from the cephalic to the basilic; more commonly the vein in this location is called the median basilic.

v. mediastina'lis ante'rior, one of several small veins from the mediastinum emptying into the anonyma or the vena cava superior.

v. meninge'a, one of several small veins from the cerebral meninges emptying into the jugularis interna.

v. mesenter'ica infe'rior, inferior mesenteric vein, is a continuation of the superior hemorrhoidal at the brim of the pelvis, ascending to the left of the aorta behind the peritoneum and emptying into the splenic.

v. mesenter'ica supe'rior, superior mesenteric vein, begins at the ileum in the right iliac fossa, ascends in the root of the mesentery, and unites behind the neck of the pancreas with the splenic vein to form the portal.

v. obli'qua a'trii sinis'tri [BNA], oblique vein of Marshall; a small vein on the posterior wall of the left atrium, a tributary of the sinus coronarius; it is developed from the left duct of Cuvier.

v. obturato'ria, obturator vein, formed by the union of tributaries draining the hip and the muscles of the upper and back part of the thigh; it enters the pelvis by the obturator foramen and runs backward to empty into the hypogastric (internal iliac) vein.

v. occipita'lis, drains the occipital region and empties into the internal jugular or the suboccipital plexus.

v. oesophage'a, one of several small venous trunks bringing blood from the esophagus and emptying into the anonyma or the vena cava superior.

v. ophthal'mica infe'rior, arises from the inferior palpebral and lacrymal and divides into two terminal branches, one of which runs to the pterygoid plexus while the other joins the superior ophthalmic or empties into the cavernous sinus.

v. ophthal'mica supe'rior, superior ophthalmic vein, begins anteriorly from the nasofrontal vein, passes along the upper part of the inner wall of the orbit, passes out above the optic nerve and descends to empty into the cavernous sinus.

v. palati'na, drains the palatine region and empties into the anterior facial.

v. palpebra'lis, one of the veins of the upper and lower eyelids, emptying for the most part into the anterior facial.

v. paraumbilica'lis, paraumbilical vein, Sappey's vein, one of several small veins arising from cutaneous veins about the umbilicus, running along the ligamentum teres of the liver, and terminating as accessory portal veins in the substance of this organ.

v. parotide'a ante'rior, one of several veins which, draining part of the parotid gland, empty into the anterior facial.

v. parotide'a poste'rior, draining part of the parotid gland and emptying into the posterior facial.

v. pericardi'aca, one of several small veins from the pericardium emptying into the anonyma or vena cava superior.

v. pharynge'a, one of several veins from the pharyngeal plexus emptying into the jugularis interna.

v. phren'ica infe'rior, inferior phrenic vein, drains the substance of the diaphragm and empties on the right side into the vena cava, on the left side into the left subclavian vein.

v. phren'ica supe'rior, one of the veins accompanying the pericardiophrenica artery and emptying into the anonyma or vena cava superior.

v. poplite'a, popliteal vein, arises at the lower bor-

der of the popliteus muscle by the union of the tibial veins, ascends through the popliteal space, and passes the adductor magnus muscle to become the femoral vein.

v. por'ta, portal vein, a wide short vein formed by the superior mesenteric and splenic (*v. lienalis*) behind the neck of the pancreas, ascending in front of the inferior vena cava, and dividing at the right end of the transverse fissure of the liver into two branches, right and left, which break up into numerous capillaries ramifying in the right and left lobes, respectively, of the liver.

v. poste'rior ventric'uli sinis'tri, posterior vein of the left ventricle of the heart, arises on the diaphragmatic surface of the heart near the apex, runs parallel to the longitudinal sulcus and empties with the vena comis magna.

v. pulmona'lis, pulmonary vein, one of four veins, two on each side, conveying the blood from the lungs to the left atrium of the heart.

v. pylor'ica, pyloric vein, receives the veinlets from both surfaces of the upper portion of the stomach, runs to the right along the lesser curvature of the stomach, and empties into the portal vein.

v. radia'lis, radial vein, arises from the dorsal venous plexus of the hand, ascends the forearm passing to the flexor side, and empties into the cephalic.

v. radia'lis profun'da, deep radial vein, one of several veins continuing the deep palmar veins on the outer side, and accompanying the radial artery.

v. re'vehe'ns, *pl. v'na revehe'ns*, one of several veins in the embryo, passing from the capillaries of the liver to the sinus venosus, developing into the hepatic veins.

v. sacra'lis latera'lis, lateral sacral vein, one of several veins which accompany the corresponding arteries and empty into the internal iliac (hypogastric) vein on each side.

v. sacra'lis me'dia, middle sacral vein, the vein comitans of the middle sacral artery emptying into the left common iliac vein.

v. salvatell'a, the dorsal vein of the little finger bleeding from which was formerly resorted to in the treatment of melancholia.

v. saphe'na accesso'ria, accessory saphenous vein, an occasional vein running in the thigh parallel to the long saphenous which it joins just before the latter empties into the femoral vein.

v. saphe'na bre'vis, *v. saphena parva* [BNA].

v. saphe'na exte'rna, *v. saphena parva* [BNA].

v. saphe'na inte'rna, *v. saphena magna* [BNA].

v. saphe'na lon'ga, *v. saphena magna* [BNA].

v. saphe'na mag'na [BNA], large saphenous vein, long or internal saphenous vein, formed by the union of the dorsal vein of the great toe and the dorsal venous arch of the foot, ascends in front of the inner malleolus behind the inner condyle of the femur, and empties into the femoral vein in the upper part of Scarpa's triangle.

v. saphe'na par'va [BNA], small saphenous vein, short or external saphenous vein, arises on the outer side of the foot from a union of the dorsal vein of the little toe with the dorsal venous arch, ascends behind the outer malleolus, along the outer border of the tendo Achillis and then through the middle of the calf to the lower portion of the popliteal space where it empties into the popliteal vein.

v. spina'lis exte'rna, one of the external spinal veins, lying on the external surface of the spinal cord, emptying into the intervertebral veins.

v. spina'lis inte'rna, one of the internal spinal veins, running in the interior of the spinal cord.

v. stella'ta, *pl. v'na stella'ta*, one of the stellate veins, Verheyen's stars, the star-shaped groups of veins in the renal cortex.

v. stylo mastoi'dea, stylo mastoid vein, drains the tympanum and empties into the posterior facial.

v. subcla'via, subclavian vein, the direct continuation of the axillary, running from the outer border of the first rib to the sternal end of the clavicle where it terminates in the anonyma.

v. sublingua'lis, a tributary of the lingualis

v. submenta'lis, situated below the chin, anastomoses

ing with the sublingual, connecting with the anterior jugular, and emptying into the anterior facial.

v. supraorbitalis, supraorbital vein, drains the front of the scalp and unites with the frontal to form the angular.

v. suprascapularis, **v. transversa scapulae** [BNA].

v. temporalis media, middle temporal vein, arises near the lateral angle of the orbit, runs backward above the zygoma and joins the superficial temporal veins to form the posterior facial.

v. temporalis profunda, one of the deep temporal veins, corresponding to the arteries of the same name, emptying into the pterygoid venous plexus.

v. temporalis superficialis, the superficial temporal veins, corresponding to though not accompanying the arteries of the same name, unite to form a single trunk which unites with the middle temporal artery to form the posterior facial.

v. temporomaxillaris, **v. facialis posterior** [BNA].

v. terminalis [BNA], terminal vein, vein of the corpus striatum, collects blood from the thalamus, corpus callosum, and corpus striatum and empties with the choroid into the internal cerebral.

v. thoracalis lateralis [BNA], lateral thoracic vein, long thoracic vein, lying on the inner wall of the axilla, and emptying into the axillary; it anastomoses with the thoraco-epigastric and with a number of the intercostal veins.

v. thoracica longa, **v. thoracalis lateralis** [BNA].

v. thoracoacromialis [BNA], thoracoacromial vein, acromiothoracic vein, thoracic axis; corresponding to the artery of the same name, empties into the axillary, sometimes by a common trunk with the cephalic vein.

v. thoracoepigastrica, thoracoepigastric vein, one of two veins, sometimes a single vein, arising from the region of the superficial epigastric and opening into the axillary or the lateral thoracic vein.

v. thyroidea, one of a number of small veins from the thyroid gland emptying into the left innominate (anonyma sinistra).

v. thyreoidae ima, arises from the plexus thyreoides impar, descends in front of the trachea, and empties into the anonyma sinistra.

v. thyreoidae inferior, formed by veinlets from the isthmus and lateral lobe of the thyroid gland and from the plexus thyreoides impar.

v. thyreoidae superior, superior thyroid vein, receives blood from the upper part of the thyroid gland and larynx, accompanies the artery of the same name, and empties into the internal jugular.

v. tibialis, tibial vein, one of the veins accompanying the anterior and posterior tibial arteries, and uniting to form the popliteal vein.

v. trachealis, one of several small venous trunks from the trachea, emptying into the anonyma or the vena cava superior.

v. transversa colli [BNA], one of the transverse veins of the neck, transversales colli, transverse cervical, veins accompanying the corresponding arteries, emptying into the external jugular or sometimes into the subclavian.

v. transversa faciei, transverse vein of the face, a tributary of the posterior facial, anastomosing with the upper portion of the external jugular.

v. transversa scapulae [BNA], transverse vein of the scapula, suprascapular vein, a vein accompanying the artery of the same name and emptying into the external jugular or occasionally the subclavian.

v. transversalis colli, **v. transversa colli** [BNA].

v. tympanica, tympanic vein, one of the veins draining the tympanum, emptying into the posterior facial.

v. ulnaris, one of the ulnar veins which arise in the dorsal venous plexus of the hand and ascend, curving around the ulnar side of the forearm, to the flexor surface when they empty into the basilic vein.

v. uterina, uterine vein, one of two veins on each side which arise from the uterine plexus, pass through a part of the broad ligament and then through a peritoneal fold, and empty into the hypogastric (internal iliac) vein.

v. vertebralis, derived from tributaries which run through the foramina in the transverse processes of the cervical vertebrae and form a plexus around the verte-

bral artery; it empties as a single trunk into the anonyma.

v. vorticosae, pl. *ve'nae vortico'sae*, one of the vortex or vorticosae veins, several veins in the tunica vasculosa formed of branches from the posterior surface of the eye and the ciliary body, emptying into the superior or inferior ophthalmic.

venasec'tio. Venesection.

vena'tion. The arrangement and distribution of veins, especially the veins of a leaf or petal, nervation.

venenation (ve-ne-na'shun) [L. *venenum*, poison.] Poisoning.

venenif'erous [L. *venenum*, poison, + *ferre*, to carry.] Conveying poison.

Veneno'sa. *Nocua*, *Thanatophidia*, a former division or class of serpents including the distinctly venomous ones; the non-poisonous serpents were classed as *Innocua*, and those the character of which was not known, as *Suspecta*.

ve'nenosal'ivary. Secreting a poisonous saliva, said of venomous reptiles.

ven'enous [L. *venen m*, poison.] Poisonous.

venepunc'ture. The puncture of a vein for any purpose.

venereal (ve-ne're-al) [L. *Venus*, the goddess of love.] Relating to or resulting from sexual intercourse.

v. bubo, an enlarged gland in the groin associated with any venereal disease, especially chancroid. **v. carnos'ity**, **v. wart**. **v. disease**, any disease which is usually acquired during sexual intercourse—gonorrhea, syphilis, or chancroid. **v. sore**, **v. ulcer**, chancroid. **v. wart**, condyloma, verruca acuminata.

venereol'ogy. The special study of venereal diseases.

venereophobia (ve-ne're-o-f'o'bi-ah) [venereal (disease) + G. *phobos*, fear.] Cypridophobia.

ven'ery. Excessive, especially illicit, sexual intercourse.

venesection [L. *vena*, vein, + *sectio*, a cutting.] Phlebotomy, the opening of a vein for the abstraction of blood.

venesu'ture. Suture of a vein, phleborrhaphy.

ve'n plex. A venous plexus.

ven'om [Fr. *venin*; L. *venenum*, poison.] The poison excreted by certain animals, such as reptiles and insects, as a means of protection or for destroying their prey.

ven'omosal'ivary. Venenosalivary.

venom'o'tor. Causing change in the caliber of a vein.

venopressor (ve'no-pres'or). Relating to the venous blood-pressure and consequently the volume of venous supply to the right side of the heart.

venosclero'sis. Phlebosclerosis.

ve'nose. Having veins, in either the botanical or the anatomical sense; venous, veiny.

venos'ity. 1. A venous state, a condition in which the bulk of the blood is in the veins at the expense of the arteries. 2. The unaerated condition of venous blood.

ve'nous [L. *venosus*]. Relating to a vein or to the veins. **v. angle**, see *angle*. **v. blood**, see *blood*. **v. cal'culus**, phlebolith. **v. heart**, the right side (atrium and ventricle) of the heart. **v. hum**, a musical murmur heard on auscultation over the larger veins in the neck, especially when pressure on them is made with the bell of the stethoscope. **v. hyper'e'mia**, passive congestion; venosity. **v. sinus**, cerebral sinus.

venovenos'tomy [L. *vena*, vein, + *vena*, vein, + G. *stoma*, mouth.] The formation of an anastomosis between two veins.

vent [O. Fr. *fente*, a chink, cleft.] An opening into a cavity or canal, especially one through which the contents of such cavity are discharged, as the anus.

ven'ter [L. belly.] 1. The abdomen. 2. Any one of the three great cavities of the body. 3. The uterus. 4. The wide swelling part of a muscle. 5. In botany, the lower part of the archegonium in which the ovum is formed. **v. ante'rior**, the anterior division of a digastric muscle. **v. il'i**, the internal concave surface of the ilium, fossa iliaca. **v. i'mus** [L. lowest], the abdomen. **v. me'dius** [L. middle], the thorax. **v. poste'rior**, the posterior division of a digastric muscle. **v. propen'dens**, (1) anteversion of the uterus; (2) a pendulous abdomen. **v. re'nun**, pelvis of the kidney. **v. scap'u'le**, fossa subscapularis, the broad concave anterior surface of the scapula. **v. supre'mus** [L. highest], the cranial cavity.

ven'tilate [L. *ventilare*, to fan.] 1. To renew the air in an apartment or closed space. 2. To aerate, or oxygenate, the blood in the pulmonary capillaries.

ventila'tion. 1. Expulsion of foul air and admission of fresh in an apartment or other closed space. 2. Aeration of blood in the lungs. **exhaus'tion v.**, forcible withdrawal of air from a room, as by a suction fan, fresh air being admitted through the windows and doors; an open fire provides exhaustion. **v. ple'nun v.**, ventilation by forcing fresh air into a room by means of a fan or blower, the foul air escaping through the doors or windows; a hot-air furnace affords plenum. **v. vac'uun v.**, exhaustion v.

ventose (ven'tōs) [L. *ventosus*, windy.] Flatulent, puffed out with gas.

ventose (ven-tōz') [L. *ventosus*, full of wind.] A cupping-glass.

ventouse (vahn-too-z') [Fr.] Ventose.

ven'trad [L. *venter*, belly, + *ad*, to.] Toward the ventral aspect; opposed to dorsal.

ven'tral. Relating to the belly or the abdomen, abdominal; opposed to dorsal; relating to the spinal cord in man, anterior, as *v. column*, *v. fissure*. **v. aspect**, the anterior or inferior aspect, that directed toward the belly and away from the back. **v. hernia**, hernia through any part of the abdominal wall.

ventricle (ven'trī-kl) [L. *ventriculus*, dim. of *venter*, belly, uterus.] A small cavity, especially one in the brain or the heart; see *ventriculus*. **collo'sal v.**, sulcus corporis callosi. **car'diac v.**, see *ventriculus dexter* and *ventriculus sinister*. **cer'ebral v.**, see *ventriculus lateralis*, *ventriculus quartus*, *ventriculus tertius*, and *cavum septi pellucidi*. **laryn'geal v.**, *ventriculus laryngis*. **sixth v.**, a space containing cerebrospinal fluid sometimes existing between the fornix and the callosum.

ventricolum'na. Ventricornu.

ventricor'nu. The anterior horn of gray matter, *columna anterior* [BNA], of the spinal cord.

ventricor'nu'al. Relating to the ventricornu.

ventricose (ven'trī-kōs). Inflated, bellied; corpulent.

ventric'ular. Relating to a ventricle, in any sense. **v. band**, false vocal cord, *plica* ventricularis* [BNA]. **v. fibrilla'tion**, see under *fibrillation*. **v. plateau** (plā-to'), a level portion of the intraventricular blood-pressure curve, representing graphically the maintenance of contraction of the ventricle. **v. septum**, (1) the septum between the two ventricles of the heart; (2) *septum pellucidum* [BNA].

ventricula'ris. *Musculus thyreoepiglotticus*.

ventric'ulus, pl. *ventric'uli* [L. dim. of *venter*, belly.] [BNA] 1. The stomach. 2. A ventricle, as of the brain or heart. **v. dex'ter**, right ventricle of the heart, the cavity on the right side of the heart which receives the venous blood from the right atrium and drives it by the contraction of its walls into the pulmonary artery. **v. laryn'ge** [BNA], *sinus laryngis*, the recess in each lateral wall of the larynx between the false and true vocal cords. **v. latera'lis**, lateral ventricle, a cavity in the interior of each cerebral hemisphere, communicating through the foramen of Monro with the third ventricle; it has four indistinctly separated parts, the *pars centralis* (*cella medialis*) and three *cornua*—anterior, posterior, and inferior or descending. **v. quar'tus**, fourth ventricle, a cavity of roughly rhomboidal shape in the brain, the floor, or anterior wall, of which is formed by the dorsal surface of the pons and medulla; it is continuous below with the central canal of the spinal cord, anteriorly with the aqueduct of Sylvius. **v. quin'tus**, fifth ventricle, *cavum* septi pellucidi* [BNA]. **v. sinis'ter**, the left ventricle of the heart, the cavity on the left side of the heart which receives the arterial blood from the left atrium and drives it by the contraction of its walls into the aorta. **v. termina'lis**, the dilated portion of the central canal of the spinal cord at the tip of the *conus medullaris*. **v. ter'tius**, third ventricle of the brain, a narrow cavity between the two optic thalami, extending from the lamina cinerea to the pineal body; its floor is formed by the *tuber cinereum*, the *corpora mamillaria*, the *substantia perforata posterior*, and a portion of the *segmenta of the pedunculi cerebri*; its roof is formed by a fold of *pia mater* (*velum interpositum*) lined by a thin epithelial layer attached to the *tentia thalami* on either side.

ventricum'bent [L. *venter*, belly, + *curvare*, to lie down.] Prone, lying on the belly.

ven'trīduct [L. *venter*, belly, + *ducere*, to lead.] To draw toward the belly, as in flexion of the thigh.

ventrīduc'tion. Drawing toward the belly.

ventrīfixa'tion. Ventrofixation.

ventrim'e'al. Relating to the midline of the ventral surface.

ven'trimeson [L. *venter*, belly, + G. *mesos*, middle.] The ventral border of the meson, or median plane of the body.

ventripy'r'amid. *Pyramis medullæ oblongatæ* [BNA].

ventrocyst'r'aphy [L. *venter*, belly, + *kystis*, cyst, + *raphē*, suture.] The operation of opening an abdominal cyst and stitching it to the borders of the wound in the abdomen; marsupialization.

ventrodor'sad. Dorsad, in a direction from the venter to the dorsum.

ventrofixa'tion. The suture of a displaced viscus, such as the uterus, to the abdominal wall, *ventro-suspension*; abdominal hysteropexy, *ventrohy-sterepexy*.

ventrohy'steropexy [L. *venter*, belly, + *hystera*, uterus, + *pēxis*, fixation.] Ventrofixation of a displaced, retroverted, uterus.

ventroin'guinal. Relating to the abdomen and the groin.

ventrolat'eral. Both ventral and lateral.

ventrome'dian. Ventrimesimal.

ventromy'el [L. *venter*, belly, + G. *myelos*, marrow.] The anterior portion of the spinal cord.

ventropto'sia, **ventropto'sis** [L. *venter*, belly, + *ptōsis*, a falling.] *Gastroptosis*.

ventros'copy [L. *venter*, belly, + *skopē*, I view] *Celioscopy*.

ventrose (ven'trōs) [L. *venter*, belly.] 1. Corpulent. 2. Having a belly, or belly-like swelling.

ventros'ity. Corpulence.

ventrosuspension [L. *venter*, belly, + *suspendere*, to hang.] Ventrofixation.

ventrotomy [L. *venter*, belly, + G. *tomē*, incision.] Laparotomy, celiotomy.

ventroves'icofixation. Hystercystopexy.

ve'nula [L. dim. of *vena*.] Venule, veinlet, a minute vein, a venous radicle continuous with a capillary.

venule (ve'nūl). Venula.

ve'nus [L. *Venus* the goddess of love.] 1. Sexual intercourse. 2. Copper, in old chemistry.

veratralbine. An alkaloid or mixture of alkaloids derived from veratrum album.

verat'ric acid. An acid, $C_8H_{10}O_4$, present in *Sabadilla*; it occurs in the form of prismatic crystals soluble in alcohol and hot water; with bases it forms salts, called *veratrates*.

veratrin (ver-at'rī-in) A concentration product of veratrum viride.

verat'rina (U.S., Br.). Veratrine, a mixture of alkaloids from the seed of *Asagraea officinalis* (U.S.), or of *Schanocaulon officinale* (Br.); a grayish white powder of acrid taste and intensely irritating to the nasal mucous membrane, nearly insoluble in water; employed in neuralgia and rheumatism and as a cardiac sedative in dose of gr. $\frac{1}{4}$ (0.002), but chiefly externally in ointment.

ver'atrinize, ver'atrise. To produce in one the physiological effects of veratrine.

veratroid'ine. An alkaloid or mixture of alkaloids derived from veratrum album, perhaps the same as veratralbine.

verat'rol. Pyrocatechin dimethyl ester, a colorless crystalline derivative of veratric acid; used in tuberculosis, like guaiacol, in doses of gr. 1-3 (0.06-0.2), and externally in the treatment of neuralgia.

verat'rone. Trade name of a liquid preparation of veratrum viride, employed for the same purposes as the fluidextract of veratrum viride.

vera'trum [L.] (U.S.) Hellebore, the dried rhizome and roots of *Veratrum viride*, American or green hellebore, or of *V. album*, European or white hellebore; a nervous, respiratory, and cardiac sedative, diuretic, and diaphoretic, in doses of gr. 1-3 (0.06-0.2).

verbas'cum [L. mullein.] The leaves of *Verbascum thapsus*, mullein, flannel-leaf; employed in catarrhal conditions and in pulmonary phthisis in dose of 3i (4.0) of the fluidextract.

verbe'na [L. *verbena*, sacred boughs (laurel, myrtle, and the olive).] The rhizome and roots of *Verbena hastata*, blue vervain, wild hyssop; expectorant and diaphoretic in doses of ʒi (1.0) of the fluidextract.

verbigeration (ver-bij-er-a'shun) [L. *verbum*, word, + *gerere* to carry about.] Oral stereotypy, the constant repetition of meaningless words or phrases.

verdigris (ver'de-grēs) [O.Fr. *verd*, green, *de*, of, *Gris*, Greeks.] 1. Copper subacetate, *verugo*. 2. Green rust, the stain on dirty copper vessels, usually a carbonate of copper. **crys'tallized** v., cupri acetates neutralis.

Ver'ga's lac'rymal groove (vair'gah) [*Verga*, Italian anatomist, 1811-1895.] A groove passing down from the lower orifice of the nasal duct when the latter opens on the lateral wall of the nasal fossa; when the orifice of the duct is at the upper part of the inferior meatus the groove is wanting. **V.'s ven'tricle**, a narrow space some-

times found beneath the psalterium (commissura hippocampi), when this lamina is not completely fused to the under surface of the corpus callosum.

ver'gence [L. *vergere*, to incline, to turn.] Inclining, turning, said of the movements of the eyeballs.

Vergèze, France (ver-zhez'). Slightly mineralized waters, organically pure. Used by drinking in indigestion. Perrier water is included in the waters of these springs.

Verheyen's stars (fer-hi'en) [Philippe Verheyen, Flemish anatomist, 1648-1710.] Stellula Verheyenii, *venæ stellatæ*, the star-shaped groups of veins in the renal cortex.

ver'juice [Fr. *verd*, green + *jus*, juice.] The acid juice of unripe fruits.

Vermale's operation (ver-mal') [Raymond de Vermale, French surgeon, 18th century.] A double-flap transfixion amputation.

Ver'mes (vur'mèz) [L. *vermis*, worm.] A class or subkingdom of invertebrate, legless animals, the worms.

vermic'dal [L. *vermis*, worm, + *cadere*, to kill] Destructive to worms, specifically destructive to the parasitic intestinal worms.

ver'micide. 1. Vermicidal. 2. An agent which kills intestinal parasitic worms.

vermic'ular [L. *vermiculus*, dim. of *vermis*, worm]. Relating to, resembling, or moving like a worm; vermiform. **v. appen'dix**, vermiform appendix. **v. movement**, peristaltic movement. **v. pulse**, a small rapid pulse, giving a worm-like sensation to the finger.

vermicula'tion. A worm-like movement, peristalsis.

vermicule (vur'mī-kūl) [L. *vermiculus*, a small worm.] 1. A small worm. 2. Ookinete.

vermic'ulose, vermic'ulous. 1. Wormy, infested with worms or larvæ. 2. Worm-like, vermiform, vermicular.

vermic'ulus [L. dim. of *vermis*, worm.] Vermicule. 1. A small worm or grub. 2. Ookinete.

vermif'orm [L. *vermis*, worm, + *forma*, form.] Worm-shaped, resembling a worm in form. **v. appen'dix**, an intestinal diverticulum normally extending from the head of the cecum; it is from 3 to 6 inches in length and ends in a blind extremity; processus vermiformis [BNA]. **v. process**, (1) the middle lobe, or vermis, of the cerebellum; (2) the v. appendix.

vermif'ugal [L. *vermis*, worm, + *fugare*, to chase away.] Causing the expulsion of parasitic worms from the intestine.

vermifuge (vur'mī-fūj). 1. Vermifugal. 2. An agent which causes the expulsion of intestinal worms.

vermil'ion. A red pigment formerly made from cinnabar or red mercuric sulphide. **v. border**, the red border of the lips where the skin merges into mucous membrane.

ver'min. Parasitic insects, such as lice and bedbugs.

ver'minal. Verminous.

vermina'tion. 1. The production or breeding of worms or larvæ. 2. Infestation with vermin.

ver'minous. Relating to, caused by, or infested with worms, larvæ, or vermin.

ver'mis [L. worm.] 1. A worm. 2. The narrow middle lobe or connecting mass between the two hemispheres of the cerebellum; the portion projecting above the level of the hemispheres on the upper surface is called the *superior v.*, the lower portion, forming the floor of the vallicula, is the *inferior v.*

ver'mix. Vermiform appendix.

Vermont' Min'eral Springs, Vermont. Light saline-chalybeate waters. Cold. Two springs. Used by drinking and locally in weak digestion, lack of appetite, anemia, affections of the kidneys, general debility, conjunctivitis, erysipelas, insect bites, and other disorders. The summer months.

vermuth, **vermouth** (vur'mooth) [A.S. *vermōd*, wormwood.] A white wine flavored with wormwood.

ver'nal [L. *vernalis*; ver, spring.] Relating to, or occurring in the springtime. **v. catarrh'**, **v. conjunctiv'itis**, see under *conjunctivitis*. **v. fever**, a malarial fever.

verna'tion [L. *vernatio*, growing again.] In botany, the manner of grouping of the leaves in a bud.

Vernet-les-Bains, France (ver-na'la-bān'). Sulphur waters, some of which contain a quantity of glairine. 100° F. to 140° F. Twelve springs. Used by drinking and bathing in anemia, constipation, gastroenteritis, skin diseases, chronic rheumatism and other chronic joint affections, perimetritis, chronic pharyngitis, laryngitis, and incipient tuberculosis. May to October.

Verneuil's canals (ver-nē'e) [Aristide Auguste Verneuil, Parisian surgeon, 1823-1895.] Collateral veins; vessels which arise from a venous trunk, run parallel with it for a variable distance, and then join it again. **V.'s neuro'ma**, a nodular enlargement of the cutaneous nerves.

vernier (vur'ne-ur) [after the inventor, Pierre Vernier, French physicist, 1580-1637.] A finely graduated scale, moving along a more coarsely graduated fixed scale, used for measuring fractions of the graduations on the latter.

ver'nine. An alkaloid derived from clover and other plants and also from ergot.

ver'nix [L.] Varnish. **v. casein'**, casein varnish, a substance forming a creamy mixture with hot water, used as a menstruum for powders which are held suspended in it with little tendency to form a sediment. **v. caseo'sa**, the fatty substance, consisting of desquamated epithelium and sebaceous matter, which covers the skin of the fetus.

Verno'nia [after William Vernon, English botanist, 17th century.] A genus of plants of the order *Compositae*, the seeds of one species of which, *V. anthelmin'tica*, an East Indian plant, have vermifuge properties; the root of another species, *V. nigritia'na*, of West Africa, is a cardiac poison resembling digitalis, and contains a glucoside, *vernonin*.

ver'onal. Diethylbarbituric acid, $C_8H_{12}O_4N_2$; a white crystalline powder, without odor and of slightly bitter taste, soluble in 150 parts of cold water and in 12 parts of boiling water; hypnotic in doses of gr. 5-15 (0.3-1.0). **sol'uble v.**, the sodium salt of diethylmalonylurea, a soluble, white, crystalline powder; employed as a hypnotic and sedative in doses of gr. 5-15 (0.3-1.0). **v.-so'dium**, soluble veronal.

Veron'ica. A genus of plants of the order *Scrophulariaceae*. **V. beccabun'ga**, brooklime or water-pimpernel, a European plant formerly employed as a bitter tonic. **V. officina'lis**, speedwell, Paul's betony, an astringent employed as a tonic tea in domestic medicine. **V. virgin'ica**, leptandra (U.S.).

verru'ca [L.] Wart, a circumscribed hypertrophy of the papillae and epidermis. **v. acumina'ta**, fig-wart, condyloma acuminatum. **v. digita'ta**, a wart in which the papillae are very distinct. **v. filifor'mis**, a wart made up of a few greatly elongated papillae. **v. gy'ri hippocam'pi**, one of the numerous small wart-like prominences on the

convex surface of the gyrus hippocampi. **v. molluscifor'mis**, condyloma. **v. necroge'nica**, lupus verrucosus (?). **v. peru'ana**, Oroya fever, Carrion's disease; a specific endemic disease of the Peruvian Andes, characterized by fever, rheumatic pains, rapidly developing anemia, and an eruption of softish conical or pedunculated tumors of the size of a pea and larger; the disease lasts from a few weeks to several months, and has a fatality of from 8 to 50 per cent. **v. pla'ma juveni'lis**, a flat wart of small size and often glistening aspect, seen especially on the face of the young. **v. pla'ma seni'lis**, keratosis senilis. **v. seni'lis**, keratosis senilis. **v. sim'plex**, **v. vulgaris**, **v. vulga'ris**, common wart, a circumscribed overgrowth of the papillae of the skin covered with a more or less thickened epiderma.

verru'ciform [L. *verruca*, wart, + *forma*, form.] Wart-shaped.

verrucose, **verrucous** (ver'u-kōs, ver'u-kus). Warty presenting wart-like elevations.

verru'ga peruana (ver-roo'gah pa-roo-ah'nah) (Sp. Peruvian wart.) Carrion's disease, *verruca' peruana*.

verru'gas [Sp. warts.] *Verruca peruana*.

ver'sion [L. *vertere*, to turn.] 1. A displacement of the uterus, consisting in a tilting of the entire organ without bending upon itself; the varieties of displacement are termed *anteversion*, forward, *retroversion*, backward, and *lateralversion*, to one or the other side. 2. Change of position of the fetus in the womb, occurring spontaneously or effected by the manipulations of the accoucheur. **biman'ual** or **bipo'lar v.** is performed by means of the two hands acting upon both extremities of the fetus; it may be external or combined. **cephalic v.** is that in which the fetus is turned so that the head presents. **combined v.**, **bipolar v.** by means of one hand in the vagina, the other on the abdominal wall. **exter'nal v.**, performed entirely by external manipulation. **inter'nal v.**, performed by means of one hand within the vagina. **pelvic v.**, **v.** by means of which a cross presentation is converted into a pelvic one. **podalic v.**, seizure of the foot of the fetus and turning so that this part presents. **pos'tural v.**, non-manual **v.** obtained by placing the mother in a certain position. **spontane'ous v.**, turning of the fetus effected by the contraction of the uterine muscle.

vert [L. *vertere*, to turn.] To turn, to duct, noting the revolving motion of any part.

vertebra, gen. and pl. *vertebra* (vur'te-brah) [L.] One of the segments of the spinal column; in man there are thirty-three vertebrae, 7 cervical, 12 thoracic, 5 lumbar, 5 sacral (fused into one bone, the sacrum), and 4 coccygeal (fused into one bone, the coccyx). **bas'ilar v.**, the lowest lumbar vertebra. **cran'ial v.**, a segment of the skull regarded as homologous with a spinal vertebra. **false v.**, any one of the fused vertebral segments of the sacrum or coccyx. **odon'toid v.**, epistropheus [BNA]. **tricus'pid v.**, the sixth cervical vertebra in quadrupeds. **typical v.**, see *Osse v. denta'ta*, the second cervical vertebra, *axis*, epistropheus [BNA]. **v. mag'na**, sacrum. **v. prom'inenta** [BNA], the seventh cervical vertebra.

vertebral. Relating to a vertebra or the vertebrae. **v. for'mula**, a formula indicating the number of vertebrae in each segment of the spinal column; for man it is C. 7, T. 12, L. 5, S. 5, Cd. 4 = 33, the letters standing for cervical, thoracic (or *dentata*) lumbar, sacral, and caudal (or coccygeal).

vertebra'rium. The spinal column.

vertebrate *ri*al. Relating to a vertebra and an artery, noting the row of foramina in the transverse processes of the cervical vertebrae through which passes the vertebral artery on either side; the foramen is called also transverse foramen, costotransverse foramen, and foramen transversarium [BNA].

Vertebra *ta*. A phylum of the animal kingdom composed of all having a spinal column; it includes the mammals, birds, reptiles, and fishes.

vertebrate. 1. Having a vertebral column. 2. An animal having vertebrae.

vertebrated. 1. Vertebrae. 2. Jointed, composed of segments arranged longitudinally, as a *v. catheter** or a *v. probe*.*

vertebroctomy [*vertebra* + *G. ektomē*, excision.] Excision of a vertebra.

vertebroarterial. Vertebrarterial.

vertebrochondral (*vur*'te-bro-kon'dral) [*L. vertebra* + *G. chondros*, cartilage.] Noting the three false ribs (8th, 9th, and 10th), which are connected with the vertebrae at one extremity and the costal cartilages at the other, these cartilages not articulating directly with the sternum.

vertebrocostal [*L. vertebra* + *costa*, rib.] 1. Costovertebral. 2. Vertebrochondral.

vertebrodidiymus, **vertebrod'ymus** [*L. vertebra* + *G. didymos*, twin.] A twin monster with fused spinal columns.

vertebrofemoral. Relating to the vertebrae and the femur.

vertebroiliac. Relating to the vertebrae and the ilium, iliolumbar; noting a ligament.

vertebromammary. Relating to the vertebrae and the mammary region.

vertebroscapular. Relating to the vertebrae and the sacrum, noting the union between the last lumbar vertebra and the sacrum and the *v. angle*, or promontory of the sacrum, formed by the axes of the sacrum and the lumbar spine.

vertebrosternal. Relating to the vertebrae and the sternum, noting the true ribs which articulate with the vertebrae at one extremity and the sternum, through the cartilages, at the other.

vertex, gen. *ver'ticis*, pl. *ver'tices* [*L.*] 1. The crown of the head; the topmost point of the vault of the skull, a landmark in craniometry. 2. In obstetrics the portion of the fetal head bounded by the planes of the trachelobregmatic and biparietal diameters, with the lesser fontanelle at the apex. *v. cor'dis*, the apex of the heart.

vertical. 1. Relating to the vertex, or crown of the head. 2. Perpendicular.

verticil [*L. verticillum*, dim. of *vertex*, a whirl.] A whorl, a collection of similar parts radiating from a common axis.

verticillate. Whorled, disposed in the form of a verticil.

Verticillium [*L. verticillum*, a whorl.] A genus of hyphomycetous fungi. *V. candelabrum*, a species found in decayed wood and, it is claimed, also in the excretions in scarlet fever. *V. graph'i*, a mould occasionally found in the meatus in cases of otitis externa.

verticomen'tal. Relating to the crown of the head and the chin, noting a diameter in craniometry.

vertiginous (*vur*-tij'in-us) [*L. vertiginosus*.] Relating to or suffering from vertigo.

vertigo (correctly, *verti'go*) [*L. vertere*, to turn around.] 1. Dizziness, giddiness, a sensation of irregular or whirling motion, either of oneself (*subjective v.*) or of external objects (*objective v.*). 2. In the horse, a cerebral affection, resembling epilepsy in man; the animal shakes his head,

reels, stands still or runs, and finally falls to the ground partly insensible or in convulsions; the attack lasts but a short time and at its conclusion the animal rises and proceeds on his way. **auditory v.**, Ménière's* disease. **gas'tric v.**, v. symptomatic of disease of the stomach. **height v.**, dizziness experienced when looking down from a great height or in looking up a high building or cliff. **horizon'tal v.**, dizziness experienced on lying down. **labyrin'thine v.**, Ménière's* disease. **laryn'geal v.**, a paroxysmal neurosis characterized by attacks of coughing, with unusual sensations, as of tickling, in the throat, followed by a brief period of unconsciousness. **lat'eral v.**, dizziness caused by watching the telegraph poles and fences from the window of a railway carriage. **ocular v.**, dizziness caused by refractive errors in the eye or imbalance of the extrinsic muscles. **paralyzing v.**, Gerlier's* disease. **sham-move'ment v.**, dizziness accompanied by an impression as if the body were rotating or as if objects were rotating about it. **stom'achal v.**, v., often accompanied by loss of consciousness, due to distention of the stomach and arrest of digestion. *v. ab au're lœ'so*, v. dependent upon chronic middle-ear lesions. *v. a stom'acho lœ'so*, v. from an injured stomach, v. occurring as a symptom of dilatation or other abnormality of the stomach, stomachal v.

verumontanum [*L. verru*, a spit, a broach, + *montanus*, mountainous.] Colliculus seminalis [BNA].

ver'vain. Verbena.

vesalium (*ves*-a-li-a-num). Vesalius's* bone in the foot.

Vesalius's bones [Andreas Vesalius, Latinized form of André *Wesal*, Italian anatomist at Padua, born in Brussels, called the "Father of Anatomy," 1514-1564.] Sesamoid bones, one or more in the tendon of origin of the gastrocnemius muscle, another on the outer border of the foot in the angle between the cuboid and the 5th metatarsal bones. *V.'s fora'men*, a minute and not constant opening in the sphenoid bone, anterior and internal to the foramen ovale, transmitting a small emissary vein from the cavernous sinus. *V.'s glands*, mucous glands in the bronchi. *V.'s lig'ament*, Moupert's ligament, ligamentum* inguinale. *V.'s vein*, the emissary vein passing through *V.'s foramen*.

vesa'nia [*L. ve*-negative + *sanus*, sound.] Insanity.

vasan'ic [*L. vesanus*, insane.] Relating to insanity; insane.

vesi'ca, gen. and pl. *vesi'cæ* [*L.*] A bladder. *v. fel'lea* [BNA], gall-bladder, a pear-shaped receptacle on the under surface of the liver, in a hollow between the right lobe and the quadrate lobe, containing bile. *v. prostat'ica*, utriculus prostaticus [BNA]. *v. urina'ria* [BNA], urinary bladder, a musculomembranous elastic bag serving as a storage place for the urine which is received from the kidneys through the two ureters and is discharged voluntarily through the urethra.

ves'ical. Relating to the bladder. *v. re'flex*, the desire to urinate caused by moderate distention of the bladder. *v. tri'angle*, trigonum vesicæ [BNA].

ves'icant. 1. Blistering, epispastic. 2. An agent which produces a blister, a vesicatory.

Vesica'ria commu'nis [*L. vesica*, bladder (because of its bladder-like pod); *communis*, common.] Common bladder-plant; the tincture is employed in eclectic practice in the treatment of cystitis and other urinary affections.

ves'icate. To blister. **ves'icating collo'dion**, colloidum cantharidatum. **ves'icating oint'ment**, an ointment of stronger ammonia water 17, oil of sweet almond 2, lard 31, used as a counterirritant and vesicant. **ves'icating plas'ter**, ceratum cantharidis.

ves'ication. 1. The production of a blister. 2. A blister.

ves'icatory. Vesicant.

vesicle (ves'i-kl) [*L. vesicula*, little bladder.] 1. A small circumscribed elevation on the skin, containing non-purulent fluid. 2. A small sac containing liquid or gas. **air v.**, pulmonary v., alveolus pulmonis, pl. *alveoli pulmonum* [BNA]. **allanto'ic v.**, the hollow portion of the allantois. **archeoplasmic v.** (ar-ko-plaz'mik), a vesicle formed from the attraction-sphere of a spermatid which becomes the tail-sheath of the spermatozoon. **acous'tic v.**, **au'ditory v.**, the embryonic expansion of the epiblast on either side, which develops into the membranous labyrinth, otic v. **blastod'emic v.**, blastocyst. **cer'ebral v.**, **enceph'al'ic v.**, one of the three divisions of the primitive brain; the anterior is the *prosencephalon*, the middle the *mesencephalon*, and the posterior the *rhombencephalon*. **germ'inal v.**, the large spherical nucleus embedded in the protoplasm of the ovum. **lentic'ular v.**, in embryology, a structure formed by cupping of the ocular vesicle from which the crystalline lens is developed. **oc'ular v.**, in embryology, a hollow protrusion from the forebrain from which are developed the structures of the eye. **olfac'tory v.**, an outgrowth of the anterior cerebral v. from which are developed the olfactory lobe and tract. **optic v.**, ocular v. **otic v.**, acoustic v. **prim'itive cer'ebral v.**, one of the three enlargements into which the primitive brain is incompletely divided, from before backward the *prosencephalon*, the *mesencephalon*, and the *rhombencephalon*. **sem'inal v.**, vesicula seminalis. **umbil'ical v.**, the portion of the yolk-sac in the embryo which is outside the body cavity, communicating with it at the umbilicus through the omphalomesenteric duct.

ves'icoabdom'inal. Relating to the urinary bladder and the abdominal wall.

vesicocoele (ves'i-ko-sēl) [*L. vesica*, bladder, + *G. kēlē*, hernia.] Cystocoele.

vesicocerv'ical. Relating to the urinary bladder and the cervix uteri.

vesicoc'lysis [*L. vesica*, bladder, + *G. klysis*, a washing out.] Washing out, or lavage, of the urinary bladder.

vesicofixa'tion [*L. vesica*, bladder.] 1. Cystopexy. 2. Attachment by suture of the uterus to the bladder wall.

vesicoprosta'tic. Relating to the bladder and the prostate gland.

vesicopu'bic. Relating to the bladder and the os pubis, noting the *v. ligament*, plica pubovesicalis [BNA], and the *v. muscle*, a band of muscular fibers passing from the lower part of the bladder, on either side of the middle line, to the pubes.

vesicorec'tal. Relating to the bladder and the rectum, noting a peritoneal fold on either side, in the male.

vesicosig'moid. Relating to the bladder and the sigmoid colon.

vesicosigmoidos'tomy [*L. vesica*, bladder, + *sigmoid* + *G. stoma*, mouth.] The operative formation of a communication between the bladder and the sigmoid colon.

vesicospi'nal. Relating to the urinary bladder and

the spinal cord, noting a nerve-center in the lumbar cord controlling urination.

vesicot'omy [*L. vesica*, bladder, + *G. tomi*, incision] Cystotomy.

vesicoumbilical (ves'i-ko-um-bil'i-kal). Relating to the urinary bladder and the umbilicus, noting three so-called ligaments, or folds of peritoneum, passing between the two, viz., the plica umbilicalis media [BNA], and the plica umbilicalis lateralis [BNA] on either side.

vesicouteral (ves'i-ko-u-re'ter-al). Relating to the bladder and the ureters.

vesicouterine (ves'i-ko-u'ter-in). Relating to the bladder and the uterus, noting the *v. ligament*, plica vesicouterina, on either side, and a pouch, excavatio rectouterina [BNA], between the two. **vesicouterovaginal** (ves'i-ko-u'ter-o-vaj'in-al). Relating to the bladder, uterus, and vagina.

vesicovaginal (ves-i-ko-vaj'in-al). Relating to the bladder and vagina, noting a fistula sometimes produced by pressure of the fetal head in a tedious labor.

vesicovaginorectal (ves'i-ko-vaj'in-o-rek'tal). Relating to the bladder, vagina, and rectum, noting a fistulous communication between the vagina and the bladder and rectum.

vesic'ula, gen. and pl. *vesic'ulae* [*L. dim. of vesica*] Vesicle, a small bladder or bladder-like structure. **v. fel'is** [*L. fel*, bile], vesica fellea [BNA], gall-bladder. **v. graaf'iana**, Graafian* follicle. **v. semina'tis**, one of two hollow sacculated structures lying between the rectum and the bladder, apparently a diverticulum of the ductus deferens, serving as a reservoir for the semen. **v. sero'tis**, the false or mesoblastic amnion. **v. umbilica'tis**, umbilical vesicle.*

vesic'ular. Relating to a vesicle, containing vesicles. **v. column**, Clarke's* column. **v. fever**, periphagus. **v. murmur**, the normal respiratory sound heard on auscultation. **v. nerve-substance**, gray matter of the brain, spinal cord, and ganglia. **v. râle**, crepitant râle. **v. res'onance**, the percussion sound over a normal lung.

vesic'ulate. 1. To become vesicular. 2. Vesiculated.

vesic'ulated. Vesicular, containing vesicles.

vesicula'tion [*L. vesicula*, dim. of *vesica* bladder] 1. The formation of vesicles. 2. Inflation. 3. The presence of a number of vesicles.

vesiculec'tomy [*L. vesicula*, vesicle, + *G. tomi*, excision.] Resection of a portion or all of each of the seminal vesicles; an operation for producing sterility.

vesic'uliform [*L. vesicula*, vesicle, + *forma*, form.] Resembling a vesicle.

vesiculit'is (ves-ik-u-li'(le'tis). Inflammation of a vesicle, specifically inflammation of a seminal vesicle.

vesiculobronchial (ves-ik'u-lo-brong'ki-al). Noting an auscultatory sound partaking of both a vesicular and a bronchial character.

vesiculocav'ernous. 1. Noting an auscultatory sound partaking of both a vesicular and a cavernous quality. 2. Both vesicular and cavernous, noting the structure of certain neoplasms.

vesiculopus'tular. Noting a mixed eruption of vesicles and pustules.

vesic'ulose. Vesicular.

vesiculot'omy [*L. vesicula*, vesicle, + *G. tomi*, incision.] Division of the seminal vesicles.

vesiculotu'bular. Noting an auscultatory sound partaking of both a vesicular and a tubular quality.

vesic'ulotympan'ic. Noting a percussion sound

partaking of both a vesicular and a tympanic quality.

vesic'ulous. Vesiculose, vesicular.

vesipy'rine. Acetyl salol, occurs as a white powder or colorless crystals, insoluble in water; employed in neuralgia, rheumatism, and influenza in doses of gr. 10-20 (0.6-1.3).

vespa'jus [L. *vespa*, wasp.] 1. Suppurative inflammation of the hair-follicles of the scalp. 2. A small carbuncle.

vesse'l [L. *vascellum*, dim. of *vas*, vessel.] Vas, angeion, a duct or canal conveying any liquid, such as blood, lymph, chyle, or semen. **absorb'ent v.**, lymphatic vessel. **blood v.**, *vas sanguineum* [BNA], one of the tubes conveying blood—artery, vein, or capillary. **chyle v.**, one of the afferent lymphatics from the intestinal wall to a mesenteric node. **collat'eral v.**, *vas collaterale*, a branch of an artery running parallel with the parent trunk. **lac'teal v.**, chyle v. **lymphat'ic v.**, **lymph v.**, *vas lymphaticum*, one of the tubes or elongated spaces serving as channels for the conveyance of lymph. **nu'trient v.**, nutrient artery, an artery supplying the bone tissue. **sem'inal v.**, *vas deferens*; *vesicula seminalis*.

vessignon (ves't-nyon, vē-se-nyon') [Fr.] Wind-gall.

vestib'ular. Relating to a vestibule, especially the vestibule of the ear.

vestib'ulate. Vestibular.

vestib'ule [L. *vestibulum*, an entrance-court.] 1. A small cavity or a space at the entrance of a canal; see the subtitles under *vestibulum*. 2. Specifically, vestibulum* labyrinthi.

vestibulot'omy [L. *vestibulum*, vestibule, + G. *tomē*, incision.] Operation for opening into the vestibule of the labyrinth; it is called *superior* or *inferior* according as the opening is made from above or from below.

vestibulourethral (ves-tib'u-lo-u-re'thral). Relating to the vestibulum vaginæ and the urethra.

vestib'ulum, gen. *vestib'uli*, pl. *vestib'ula* [L. an antechamber.] Vestibule. **v. ana'le**, an invagination on the surface of the embryo where later the anus is formed. **v. aor'tæ**, the portion of the ventricle of the heart immediately below the aortic orifice. **v. labyrin'thi**, the central, somewhat ovoid, cavity of the osseous labyrinth communicating with the semicircular canals behind and the cochlea anteriorly. **v. laryn'gis**, vestibule of the larynx, false glottis, the upper part of the laryngeal cavity from the aperture to the false vocal cords. **v. na'si**, the anterior part of the nasal cavity, practically that enclosed by cartilage. **v. o'ris**, the entrance to the mouth; the space between the lips and the gums and teeth. **v. puden'di**, *v. vaginæ*. **v. vagi'næ** [BNA], the space behind the glans clitoridis between the labia minora, containing the openings of the vagina, urethra, and ducts of Bartholin's glands.

vestige (ves'tij) [L. *vestigium*, a footprint.] A trace, a rudimentary structure; the remains of a structure in the embryo or one corresponding to a perfect structure in one of the lower animals.

vestigial (ves-tij'al). Relating to a vestige; rudimentary. **v. fold**, a triangular duplicature of the serous layer of the pericardium, enclosing areolar tissue, fat, blood-vessels, and nerves, between the left pulmonary artery and the pulmonary veins. **v. muscle**, **v. organ**, an imperfect structure in man corresponding to a functioning muscle or organ in the lower animals. **v. re'flex**, a reflex due to conditions affecting the lower order of creation but no longer present in man.

vestigium (ves-tij'um) [L.] Vestige.

vesu'vine. Bismarck-brown, metaphenylene diamine-diazobimetaphenylenediamine hydrochloride, a dye used as a nuclear stain in histology.

ves'ypin. Acetylsalol.

veta (va'tah) [Sp.] A South American term for mountain-sickness.

vet'erina'rian [L. *veterinarius*; *veterina*, beast of burden.] One who studies and treats the diseases of the horse and other of the domestic animals, a veterinary physician or surgeon.

vet'erinary [L. *veterinarius*.] 1. Relating to the horse and other domestic animals, especially to the pathology and treatment of the diseases to which they are subject. 2. A veterinarian. **v. med'icine**, **v. surgery**, the science and art of medicine and surgery as applied to the domestic animals.

vi'a, pl. *vi'æ* [L. way, road.] Any passage in the body, as the intestine, the vagina, etc. **per vi'as natura'les**, through natural channels, noting the birth of a child through the vagina as distinguished from delivery by cesarean section. **pr'imæ vi'æ**, the first channels for the passage of nutriment, that is to say the alimentary canal. **secun'dæ vi'æ**, the second channels for the passage of nutriment into the body, that is to say the lacteals and blood-vessels.

viability [Fr. *viabilité*; L. *vita*, life.] Capability of living, the state of being viable.

vi'able [Fr.; L. *vita*, life, + *habilis*, fit.] Capable of living, noting a fetus sufficiently developed to live outside of the womb, i.e. a fetus of seven months or older.

vi'al [G. *phiale*, a drinking-cup.] Phial, a small bottle for holding liquid medicines.

vi'bez, **vi'bix**, pl. *vi'bi'ces* [L. the mark of a blow.] A linear ecchymosis.

vi'bratile. Vibrating, having an oscillatory movement, as the cilia or flagella of certain microorganisms.

vibra'tion [L. *vibratio*; *vibrare*, to shake.] A shaking, a to-and-fro movement, oscillation.

vi'brative. Vibratory.

vi'brator. An instrument used for imparting vibrations, used in vibratory massage.

vi'bratory. Vibrative, marked by vibrations.

Vib'rio [L. *vibra're*, to vibrate.] A genus of *Spirillaceæ*, the members of which are now usually referred to *Spirillum*; also a flexible bacillus having sinuous snake-like movements. **chol'era v.**, *Spirillum cholera asiaticæ*. **V. metchniko'vi**, spirillum of Gamaleia. **V. pro'teus**, Finkler-Prior spirillum.* **V. schuyllkillensis** (skool-kil-en'sis), an organism resembling the comma bacillus found in sewage-contaminated water of the Schuylkill River at Philadelphia. **V. tyrog'enum**, spirillum* of Denেকে.

vibri'sa, gen. and pl. *vibri'sa*. One of the hairs growing at the anterior nares, or vestibulum nasi.

vi'bromasseur (vi'kro-mas-ēr'). An instrument for giving vibratory massage, vibrator.

vi'brom'eter [L. *vibrare*, to shake, + *metrum*, measure.] An instrument for making auditory massage.

vi'brophone [L. *vibrare*, to shake, + *phōnē*, sound.] An instrument for effecting auditory massage by means of sound waves.

vi'b'rotherapeu'tics [L. *vibrare*, to shake, + G. *therapeuō*, I treat.] Seismotherapy, vibratory massage.

vibur'num op'ulus (U.S.). Cramp-bark, cranberry-tree bark; employed as an antispasmodic in asthma, hysteria, and dysmenorrhea, in doses of gr. 20-60 (1.3-4.0). **v. prunifolium** (U.S.),

black haw, the bark of the root of *Viburnum prunifolium*, sheep-berry, stag-bush; employed in dysmenorrhea in doses of gr. 20-60 (1.3-4.0).

vicarious [L. *vicarius*, substituted, delegated.] Compensatory, substitutive. **v. menstruation**, periodical losses of blood from the stomach or other part in cases in which normal menstruation is absent. **v. respiration**, increased respiratory action in one lung when that in the other lung is diminished or abolished.

vice [L. *vitium*.] In pathology, a defect or imperfection, especially in physical conformation.

Vichy, France (ve-she). Alkaline and ferruginous waters containing carbonic acid gas, 35° F. to 105° F. Numerous springs. Used by drinking and bathing in dyspepsia, the uric-acid diathesis, hepatic disorders, diabetes, catarrh of the urinary organs, gout, rheumatism, diseases of women, neuralgia, certain types of anemia, gastric ulcer (non-hemorrhagic), sequelæ of malaria, chronic pharyngitis, and respiratory affections. May 15 to September 30.

vicious (vish'us) [L. *vitiosus*.] Faulty, defective, harmful. **v. cicatrix**, one which by its contraction causes a deformity. **v. circle**, see under *circle*.

Vicq d'Azyr's band (vik-dä-zēr) [Félix Vicq d'Azyr, Parisian anatomist, 1748-1794.] The outer band of Baillarger in the region of the calcarine fissure. **V. d.A.'s bundle**, fasciculus thalamomammillaris. **V. d.A.'s centrum semiovale**, Vieussens' centrum ovale. **V. d.A.'s foramen**, foramen cæcum (2). **V. d.A.'s line**, V. d.A.'s band. **V. d.A.'s operation**, cricothyroid laryngotomy.

Victoria blue [after Queen Victoria of England, 1819-1901.] A dye, phenyltetramethyltriimidophenanthryl-diphenylcarbinol hydrochloride, occurring in the form of a bronze crystalline powder forming a blue solution in water; used as a stain in histology. **V. orange**, an alkaline salt of dinitroresol, aniline orange, English yellow; a reddish yellow stain used in histology.

Victoria Mineral Springs, Nebraska. Alkaline-saline-calcic waters, 55° F. Seven springs. Used by drinking in disorders of the stomach and kidneys.

victorium. A supposed metallic element discovered by Sir William Crookes, the existence of which is, however, doubtful.

Vidal's method (ve-dal') [Emile Vidal, Parisian dermatologist, 1825-1893.] Treatment of lupus vulgaris by scarification.

Vidal's operation (ve-dal') [Auguste Théodore Vidal de Cassis, French surgeon, 1803-1856.] Subcutaneous ligation of the veins for the cure of varicocele.

Vidian. Named after or described by Vidus Vidius, Latinized form of Guido Guidi, Italian anatomist, *1569. **V. artery**, arteria canalis pterygoidei. **V. canal**, canalis pterygoideus. **V. nerve**, nervus canalis pterygoidei. **V. plexus**, a plexus of the V. nerve around the V. artery. **V. vein**, vena canalis pterygoidei.

Vien'na caustic. Potassa cum calce. **V. paste**, V. caustic made into a firm paste with water for convenience of application.

Vierordt's hemotachometer (fêr'ort) [Karl Vierordt, German physiologist, 1818-1884.] An instrument for measuring the rapidity of the flow of blood in the arteries.

Vieussens's annulus (vyê-soñ') [Raymond Vieussens, French anatomist, 1641-1716.] Limbus fossæ ovalis. **V.'s ansa**, ansa subclavia. **V.'s artery**, a branch of the right coronary artery supplying

the cellulofatty tissue in front of the pulmonary artery. **V.'s cen'trum ovale**, the white substance of each cerebral hemisphere as seen on horizontal section made just above the level of the corpus callosum. **V.'s foramina**, Thebesian foramina, foramina venarum minimarum. **V.'s ganglion**, plexus cœliacus. **V.'s isthmus**, V.'s annulus. **V.'s limbus**, V.'s annulus. **V.'s loop**, V.'s ansa. **V.'s ring**, V.'s annulus. **V.'s valve**, (1) **vein** medullare arterius; (2) an inconstant and insufficient valve in the large coronary vein of the heart as it widens into the coronary sinus. **V.'s veins**, innominate cardiac veins, the small superficial coronary veins of the heart. **V.'s ventricle**, Sylvian ventricle, fifth ventricle, ventriculus septi pellucidi.

vifer'al. Hydronal.

vigil (vij'il) [L. *waking*.] Wakefulness, sleeplessness, insomnia. **coma v.**, a state of muttering delirium in which the person is lethargic and partly conscious, yet never actually sleeping or completely comatose.

vigilambulism [L. *vigil*, waking, + *ambulare*, to walk about.] A condition of unconsciousness regarding one's surroundings, with automatism, resembling somnambulism but occurring in the waking state.

vigilance (vij'il-ans). Agrypnia, insomnia, pervigilium, morbid wakefulness.

vigin'tinomial [L. *viginti*, twenty.] One-twentieth of the normal, noting the strength of a solution.

Vignal's cells (vin-yal') [Guillaume Vignal, French physiologist, 19th century.] Embryonal connective-tissue cells associated with the axicylinders of nerves in the fetus; they elongate as they become curved, forming a sheath for the axicylinder; there is one cell to each interannular segment; they secrete the myelin.

Vigo's plaster (ve'go) [Giovanni da Vigo, Italian physician, 1460-1534(?).] A diachylon plaster containing mercury and eleven other ingredients official in the French Codex. **V.'s powder**, red oxide of mercury.

vig'oral. Trade name of a beef food-preparation.

Vigouroux's sign (ve-goo-roo') [Auguste Vigouroux, French neurologist, 19th century.] Charcot's Vigouroux sign.

Villard's button (ve-lar') [E. Villard, French surgeon in Lyons, contemporary.] A modification of Murphy's button.

Villate's solution (ve-lat'). Mistura adstringens et escharotica (N.F.).

Villemin's theory (vêl-mañ') [Jean Antoine Villemin, French military surgeon, 1827-1893.] The theory of the specificity, inoculability, and infectiousness of tuberculosis, promulgated in 1865.

vill'i. Pl. of *villus*, arachnoid v., Pacchianus' bodies, chorion'ic v., vascular processes on the chorion of the embryo in the early stages of its development, later entering into the formation of the placenta. **v. intestinales** [BNA], intestinal v., numerous minute filiform projections from the mucous membrane of the small intestine which give to its surface a velvety appearance; they contain blood-vessels and lacteals. **v. pericard'aci**, pericardial v., minute filiform projections from the free surface of the pericardium. **v. peritoneales**, peritoneal v., v. on the surface of the peritoneum. **v. pleurales** [BNA], pleural v., shaggy appendages on the pleura in the neighborhood of the costomediastinal sinus. **v. synoviales** [BNA], synovial v., synovial tufts, macroscopic thread-like vascular processes given off from a synovial membrane.

villitis (vil-i('e')tis). Coronitis.

villo'sa [L. *villus* + G. *-ōma*.] A villous tumor, papilloma.

vill'ose. Villous.

villositis (vil-os-i('e')tis). Inflammation of the villous surface of the placenta.

villous'ity. Shaginess; an aggregation of villi.

vill'ous. Covered with villi, shaggy. **v. tumor**, papilloma

vill'us, pl. *villi* [L. a tuft of hair.] A minute projection from the surface, especially of a mucous membrane; see under *villi*.

vin [Fr.] Wine.

vin. Abbreviation of L. *vinum*, wine.

Vin'cent's an'gina [H. *Vincenti*, Parisian physician, *1862.] Ulceromembranous angina; inflammation of the tonsil characterized by a pseudomembranous exudate and subsequent ulceration, accompanied by painful swelling of the neighboring lymphatic nodes, fever, and other signs of systemic infection; a fusiform bacillus(?) and a protozoan organism, *Spirochæta anginae vincenti*, both possibly forms of one and the same trypanosome, have been found in the lesion. **V.'s bacill'us**, a fusiform organism, about 10 or 12 μ in length, not cultivable on the usual media, Gram-negative, found in cases of V.'s angina in association with a spirochete. **V.'s spirill'um**, the spirillum or spirochete found in association with V.'s bacillus.

vinetox'icum. The root of *Vincetoxicum officinale* or *Cynanchum vincetoxicum*, swallow-wort, a plant of middle Europe, employed in domestic medicine in the treatment of dropsy, and also in veterinary practice as an emetic.

vin'culum, pl. *vin'cula* [L. a fetter.] Frenum, frenulum, ligament. **v. lin'guæ**, frenulum linguæ. **v. lin'gule**, the lateral prolongation of the lingula of the vermis of the cerebellum resting on the anterior medullary velum. **v. præpu'ti**, frenulum præputii. **v. ten'dinum**, (1) one of the ligamentous fibers connecting the flexor tendons of the fingers to the basal phalanges; (2) retinaculum* tendinum.

vin'egar [Fr. *vinaigre*; *vin*, wine, + *aigre*, sour.] Acetum,* impure dilute acetic acid, made from wine, cider, malt, etc. Ice **v.**, glacial acetic acid. **thieves' v.**, acetum aromaticum. **v. of lead**, lead water, liquor* plumbi subacetatis dilutus. **wood v.**, pyroligneous acid, an impure acetic acid obtained by the dry distillation of wood.

vi'nic [L. *vinum*, wine.] Relating to or derived from wine.

vinopy'rine. Trade name of a white crystalline powder said to be parphenetidid bitartrate; employed as an antipyretic in doses of gr. 10-20 (0.6-1.3).

vi'uous. Relating to, containing, or of the nature of wine.

vi'num, gen. *vi'ni*, pl. *vi'na* [L.] 1. Wine. 2. A pharmacopœial preparation consisting of a solution of one or more medicinal substances in wine, usually white wine because of its comparative freedom from tannin.

v. al'bum (U.S.), white wine, the fermented juice of the grape, the fresh fruit of *Vitis vinifera*, freed from seeds, skins, and stems; it is the usual menstruum of the official *vinæ*.

v. album hispa'num, **v. xericum**.

v. antimonis'le (Br.), **v. antimo'nii** (U.S.), antimonial wine, wine of antimony; antimony and potassium tartrate 4, boiling distilled water 65, alcohol 175, white wine to make 1000 (U.S.); tartarated antimony

40 grains, boiling distilled water 1 ounce, sherry 19 ounces (Br.); expectorant dose $\mathbb{M}10-30$ (0.6-2.0), emetic dose $\mathbb{M}30-60$ (2.0-4.0).

v. auran'ti, orange wine; (1) (Br.) made by the fermentation of a syrup containing fresh bitter orange peel; used as a flavor; (2) (N.F.) oil of bitter orange in alcohol and sherry; used as a vehicle and flavoring agent.

v. auran'ti compos'itum (N.F.), compound orange wine, compound elixir of orange; prepared by percolating bitter orange peel, 3, wormwood, buckbean, and cascarrilla each 1, cinnamon and gentian each 0.6, with sherry 40; bitter tonic in dose of 3i (4.0).

v. auran'ti detanna'tum (B.P.C.), detannated orange wine; gelatin 1, orange wine 640, macerate 24 hours and decant.

v. car'nis (N.F.), wine of beef, beef and wine; extract of beef in alcohol, syrup, and sherry flavored with compound spirit of orange; tonic in dose of 3s (8.0).

v. car'nis et fer'ri (N.F.), wine of beef and iron; beef, wine, and iron; same as the preceding with the addition of $\mathbb{M}4$ (0.25) citrochloride of iron in each dose of 3s (8.0).

v. car'nis, fer'ri, et cincho'næ (N.F.), wine of beef, iron, and cinchona; beef, wine, iron, and cinchona; same as the preceding with the addition of quinine sulphate gr. $\frac{1}{2}$ (0.008) and cinchonidine sulphate gr. $\frac{1}{4}$ (0.004) in each dose of 3i (4.0).

v. chalybea'tum, chalybeate wine, **v. fer'ri** (U.S.), **v. ferri citrat'is** (Br.).

v. co'cæ (U.S.), wine of coca; fluidextract of coca 65, alcohol 75, sugar 65, red wine to make 1000; dose 3s-8 (4.0-16.0).

v. co'cæ aromati'cum (N.F.), aromatic wine of coca or of erythroxylon; each dose of 3s (8.0) contains fluidextract of coca $\mathbb{M}8$ (0.5) with compound elixir of taraxacum, syrup of coffee, aromatic elixir, port, and sherry; tonic and stimulant.

v. col'chici (Br.), colchicum wine; colchicum corn 4, sherry 20; dose, $\mathbb{M}10-30$ (0.6-2.0).

v. col'chici sem'inis (U.S.), wine of colchicum seed; fluidextract of colchicum seed 100, alcohol 150, white wine 750; this is $\frac{1}{3}$ the strength of the preparation of the U.S.P. 1890; dose $\mathbb{M}20-60$ (1.3-4.0).

v. digita'lis compos'itum, compound wine of digitalis, **v. diureticum**, Trousseau's diuretic wine; digitalis 5, squill 7.5, juniper berries 75, potassium acetate 50, alcohol 100, white wine 900; diuretic in cardiac or renal dropsy in doses of 3s-4 (8.0-16.0).

v. diure'ticum, diuretic wine, **v. digitalis compositum**.

v. ergo'tæ (U.S.), wine of ergot; fluidextract of ergot 200, alcohol 50, white wine 750; this is about $\frac{1}{2}$ stronger than the preparation of the U.S.P. 1890; dose, 3i-4 (4.0-16.0).

v. fer'ri (U.S.), wine of iron, **v. chalybeatum**; iron and ammonium citrate 40, tincture of sweet orange peel 60, syrup 100, white wine to make 1000; dose, 3i-4 (4.0-16.0).

v. fer'ri ama'rum (U.S.), bitter wine of iron; iron and quinine citrate 50, tincture of sweet orange peel 60, syrup 300, white wine to make 1000; tonic chalybeate in doses of 3i-4 (4.0-16.0).

v. fer'ri citra'tis (Br.), wine of iron citrate; iron and ammonium citrate 160 grains, orange wine 20 ounces; dose, 3i-4 (4.0-16.0).

v. fra'xini america'næ (N.F.), wine of white ash; white ash bark percolated with stronger white wine, each dose of 3i (4.0) representing gr. 30 (2.0) of the bark; alterative and emmenagogue.

v. ipecacua'na (U.S., Br.), wine of ipecac; fluidextract of ipecac 100, alcohol 100, white wine 800 (U.S.); liquid extract of ipecac 1, sherry 19 (Br.); expectorant and diaphoretic dose, $\mathbb{M}10-30$ (0.6-2.0); emetic dose 3i (30.0).

v. op'ii (U.S.), wine of opium, Sydenham's laudanum; opium 100, Saigon cinnamon 10, cloves 10, alcohol 150, white wine 850; dose, $\mathbb{M}5-20$ (0.3-1.3).

v. pep'a'li (N.F.), wine of pepsin; glycerite of pepsin in alcohol and sherry, each dose of 3s (8.0) containing gr. 2 (0.13) of pepsin.

v. pi'ci (N.F.), wine of tar; each dose of 3s (8.0) contains gr. 12 (0.8) of tar; stimulant expectorant.

v. porten'se, port, port wine, a reddish brown wine originally obtained from Oporto, Portugal, but now

ively made in California; it contains from 16 to cent. of alcohol.

ru'ni virginia'næ (N.F.), wild cherry wine; loss of 31 (4.0) represents gr. 15 (1.0) of wild bark percolated with sweetened angelica wine; and astringent.

ru'ni virginia'næ ferra'tum (N.F.), ferrated of wild cherry; same as the preceding with the addition of tincture of citrochloride of iron M_{ss} (0.3) in dose of 31 (4.0).

uin'a'næ (Br.), quinine wine; quinine hydrochloride 20 grains, orange wine 20 ounces; dose 31-150.0.

u'brum (U.S.), red wine, claret, an alcoholic made by fermenting grapes, the fruit of *Vitis* 2, with their skins; employed as a tonic in essence from acute disease, and in pharmacy base of wine of coca.

u'ricum, sherry, sherry wine, a wine of amber obtained from Xeres, Spain; it contains about cent. of alcohol.

vinum, wine, + G. *hyle*, stuff.] A univac radical, CH_2CH . *v. benzene*, styrol. *v. de*, ethylene bromide.

v. Iodochloroxyquinoline, a greenish yellow powder, nearly odorless, insoluble in water, used by treating an alkaline solution of iodinated hydroxyquinoline with iodine; employed as a substitute for iodoform.

L. violet.] A genus of flowering plants including the pansies and violets. *V. odorata*, sweet or English violet, contains an alkaloid, resembling emetine in action. *V. tri-pansy*, hearts' ease, formerly employed in various disorders and in tuberculosis.

1. *Viola odorata*. 2. A purple color, the color at the actinic end of the spectrum. *gen.*, see under *gentian*. *methyl v.*, see under *l.*

An emetic alkaloid from *Viola* odorata*, *tricolor*.

's cramp. A professional neurosis affecting fingers of the left hand, or sometimes the arm, in violin players.

[*L. viperinus*.] 1. Relating to or derived from a viper. 2. Serpentina.

sign (ve-paw'n') [*Vipond*, French physician, 18th century.] A generalized adenopathy occurring during the period of incubation of one of the exanthemata of childhood, affording an early diagnostic sign in a case of known ure.

ty [*L. virago*, an amazon.] The presence of pronounced masculine qualities in a woman.

's angle (fēr'khō) [Rudolf Virchow, German biologist and anthropologist, 1821-1902.] Angle formed by the meeting of a line drawn through the middle of the nasofrontal suture to the tip of the anterior nasal spine with a line drawn from this last point to the center of the external nares.

V.'s axiom, "omnis cellula e cella," every cell from a cell. *V.'s cells* or *corpora*, (1) the lacunae in osseous tissue containing bone-cells, also the bone-cells themselves; (2) renal corpuscles. *V.'s crystals*, hematoidin crystals. *V.'s disease*, (1) acute congenital halitosis; (2) leontiasis ossea. *V.'s gland*, lymph-node lying behind the clavicular space of the sternocleidomastoid muscle; its enlargement constitutes Troisier's tumor.

V.'s law, there is no special tumor for the cells of all tumors spring from living cells. *V.'s psammoma*, a collection of small cerebral tumors developing at the expense of pia mater or of the pial vessels; called also *psammoma*.

Virchow-Hassall bodies. Hassall's* concentric corpuscles.

Virchow-Holder angle. Virchow's* angle.

Virchow-Robin's space. Robin's* space.

virgin (vur'jin) [*L. virgo*.] 1. A woman (or a man) who has never had sexual intercourse. 2. Fruit, unused, uncontaminated. *v. generation*, parthenogenesis. *v. oil*, olive oil obtained by expression from the nearly ripe fruit. *v. tooth*, a horse's tooth not yet worn down by attrition.

virginal (vur'jin-al). Relating to a virgin, innocent virgin (2). *v. membrane*, hymen.

Virgin Hot Springs, Utah. The waters register 132° F. Six springs. Used by bathing in skin diseases, rheumatism, and other disorders.

Virgin'ia creeper. *Ampelopsis*, a climbing vine, the leaves of which, containing tartaric acid, have been used in domestic medicine as a refrigerant. *V. prunae*, *prunus virginiana*. *V. snake-root*, *serpentina*.

Virgin'ia Hot Springs, Virginia. See *Hot Springs*, Virginia.

virginity (vur-jin'ti-ti). The virgin state.

vir'idin. An oily substance, $\text{C}_{11}\text{H}_{19}\text{N}$, obtained by dry distillation from coal-tar and from bone-oil.

vir'idine. Jervine.

virile (vir'il) [*L. virilis*; *vir*, a man.] Relating to the male sex, masculine. *v. member*, penis. *v. reflex*, see under *reflex*.

viril'escence (vir-il-es-ens). The assumption of male characteristics by the female, especially in the lower animals, and not infrequently in the human when past the reproductive age.

viril'ia. The male sexual organs.

viril'ity [*L. virilitas*; *vir*, man.] The reproductive age in the man, manhood.

viripotent [*L. vir*, man, *potens*, having power.] Sexually mature, noting one of the male sex.

virol (vi'rol). An infant and invalid food in the form of an emulsion of eggs, yellow bone marrow, glycerin extract of red bone marrow, and malt extract, flavored with lemon juice.

vir'ose. Poisonous, virulent.

virtual (vur'chu-al) [*L. virtus*, power.] Potential, not actual. *v. cautery*, potential cautery. *v. focus*, the point at which divergent rays would meet, if reversed in direction. *v. image*, the image which would be formed by reflected rays were they prolonged beyond the reflecting surface.

virtue (vur'chu) [*L. virtus*.] 1. Power, efficacy, measure of the quality of an active medicinal substance. 2. Manliness, rectitude; chastity.

virulence [*L. virulentus*, full of virus, or poison.] The quality of being poisonous; the disease-producing power of a microorganism.

virulent. Extremely poisonous; noting a marked, pathogenic microorganism. *v. bubo*, a characteristic bubo.

viruliferous [*L. virus* (virulentus) + *ferre*, to carry.] Conveying virus.

virulin. Antiphagin.

vi'rus [*L. poison*.] 1. Contagium, the specific poison of an infectious disease. 2. Vaccine lymph. *attenuated v.*, a virus, or pathogenic microorganism, so modified by heat, cultivation under unfavorable conditions, etc., as to be incapable of producing the specific disease, yet exciting to the production of protective antibodies. *fixed v.*, v. of rabies of the utmost possible virulence, obtained by numerous passages through rabbits; see *v. of the street*. *humanized v.*, humanized vaccine. *v. or ganized v.*, a pathogenic microorganism. *unorganized v.*, a

toxin or other chemical poison produced through the action of microorganisms or the body cells. **v. of the streets**, the v. of rabies present naturally in rabid dogs, less potent than fixed v.

vis, pl. *vis'es* [L. force.] Force, energy, power. **v. a front'e**, a force acting from in front, an obstructive, restraining, or impeding force. **v. a ter'go**, a force acting from behind, a pushing or accelerating force. **v. conserva'trix**, the inherent power in the organism resisting the effects of injury. **v. format'va**, the plastic or healing power in the organism. **v. medica'trix natu'ræ**, the natural curative power, the power inherent in the organism of overcoming disease without the aid of medicaments or other therapeutic agencies. **v. ner'væ**, nerve force. **v. vi'tæ**, **v. vita'lis**, vital force.

viscera (vis'er-ah). Plural of *viscus*.

viscerad (vis'er-ad) [L. *viscera* + *ad*, to.] In a direction toward the viscera.

visceral (vis'er-al). Relating to the viscera, splanchnic.

visceralgia (vis'er-al'jī-ah) [L. *viscera* + G. *algos* pain.] Pain in any of the viscera.

visceralism (vis'er-al-izm). The theory that all disease is of visceral origin.

viscerimo'tor. Visceromotor.

visceroinhib'itory. Restricting or arresting the functional activity of the viscera.

visceromo'tor. [L. *viscera* + *motor*, mover.] 1. Relating to or controlling movement in the viscera, noting the sympathetic nerves innervating the viscera, especially the intestines. 2. Noting a movement having a relation to the viscera, referring to reflex muscular contractions of the abdominal wall in cases of visceral disease.

visceropari'etal [L. *viscera* + *paries* (*pariet-*), wall.] Relating to the viscera and the wall of the abdomen, noting the operation of fixation of an unduly movable organ to the abdominal wall.

visceroperitoneal (vis'er-o-per-i-to-ne'al). Relating to the peritoneal and the abdominal viscera.

visceropleu'ral. Pleurovisceral, relating to the pleura and the thoracic viscera.

visceropto'sia [L. *viscera* + G. *ptōsis*, a falling.] Splanchnoptosis

viscerosen'sory. Noting sensation in relation to the viscera, referring especially to peripheral pain or sensitiveness caused by visceral disease.

visceroskel'etal. Relating to the visceral skeleton, or that part of the bony skeleton enclosing the viscera, such as the sternum, ribs, and pelvis; splanchnoskeletal.

viscerosomatic [L. *viscera* + G. *sōma*, body.] Splanchnosomatic, relating to the viscera and the body.

viscid (vis'id) [L. *viscidus*; *viscum*, birdlime.] Adhesive, sticky, glutinous.

viscid'ity. Stickiness, adhesiveness.

viscin (vis'in). A glutinous substance from mistletoe, *Viscum album*, forming the principal ingredient of birdlime.

viscom'eter. Viscosimeter.

vis'cosæ. Viscous.

viscosim'eter [*viscosity* + G. *metron*, measure.] An apparatus for determining the degree of viscosity of a fluid; in medicine, usually of the blood.

viscos'ity. 1. Viscidity. 2. A condition of more or less adhesion of the molecules of a fluid to each other, so that it flows with difficulty.

vis'cous. Viscid, sticky; marked by viscosity (2).

vis'cum. Mistletoe, the berries of *Viscum album*

a parasitic plant growing on apple, pear, and other trees; has been employed as an oxytocic in doses of 3-4 (2.0-4.0) of a fluidextract.

vis'cus, pl. *vis'cera* [L.] An internal organ, especially one of the large abdominal organs.

visibil'ity. The condition of being visible.

visible (viz'ī-bl) [L. *visibilis*.] Capable of being seen.

vision (vizh'un) [L. *visio videre*, to see.] Sight;

the act of seeing. **binoc'ular v.**, vision, with a single image, by both eyes simultaneously. **central v.**, **direct v.**, vision produced by the rays falling on the fovea centralis. **fac'ial v.**, the sensing of the proximity of objects by the nerves of the face in the case of the blind or when one is in the dark or blindfolded. **field of v.**, the area bounded by the limits of peripheral v., the space within which objects can be more or less distinctly seen while the eye is fixed on one point. **indirect' v.**, **periph'eral v.**, the indistinct vision obtained when the rays from the image fall on the retina outside of the fovea centralis. **v. null** [Fr. *vision nulle*], the presence of abnormal blind spots in the visual field in certain cases of lesion of the cortical center; the patient is unaware of the presence of these scotomata until they are discovered by the examiner; see *v. obscure*. **v. obscure**, the presence of abnormal blind spots in the visual field in cases of lesion below the cortical center; the patient is himself aware of the resultant defect of vision; see *v. null*.

acuteness of, oxyblepsia, oxyopia, galeropia, galeropisa. blue, cyanopia, cyanopsia. colored, chromatopsia. day, nyctalopia, night-blindness. defective, paropsia. deviation of axes, heterophoria, strabismus, squint; esophoria (inward); exophoria (outward); hyperphoria (upward); hypophoria (downward); hypoesophoria (downward and inward); hyperexophoria (upward and outward). dim, dysopsia, amblyopia, obsecation, meropia, naphalopia, distorted, metamorphopsia. double, diplopia, ambiopia; monodiplopia, unicocular diplopia (in one eye); amphodiplopia, binocular diplopia (with the two eyes). equal in both eyes, isopia. false, parablepsia, pseudoblepsia, pseudopsia. fatigue, copioptia, copopsia, eyestrain. green, chloropia, chloropsia. instrument for testing, opsiometer, optometer, ophthalmometer, photoptometer, diopsimeter, diptometer, haploscope, refractometer, ophthalmoscope, chromatoptometer. measurement of, optometry, opsiometry, ophthalmometry, perimetry, chromatoptometry. multiple, polyopia. normal, emmetropia, orthopsia. night, hemeralopia, day-blindness. red, erythropia, erythropsia. refractive errors, astigmatism, myopia, hyperopia, hypermetropia, presbyopia. relating to, visual, optical; orthoptic, emmetropic (normal); myopic, brachymetropic (short); hyperopic, hypermetropic (far); presbyopic (of old age). triple, triplopia. unequal in both eyes, anisopia. weakness, asthenopia, eye-strain. yellow, xanthopia, xanthopsia.

vis'iting phys'ician. Attending* physician.

vis'iting staff. Attending* staff.

vis'iting sur'geon. Attending* surgeon.

vis'ual. Relating to vision.

vis'ualize. To make visible.

visuoauditory (viz-u-o-aw'dī-to-rī). Relating to both vision and hearing, noting nerves connecting the centers for these senses.

vi'sus [L.] Vision. **v. amplifica'tus**, macropsia, **v. defigura'tus**, metamorphopsia. **v. dimidia'tus**, hemianopsia. **v. diminu'tus**, micropsia. **v. diurn'us**, nyctalopia. **v. duplica'tus**, diplopia. **v. lu'cidus**, photopsia. **v. musca'rum**, myodesopsia. **v. noctur'nus**, hemeralopia. **v. reticula'tus**, the occurrence of many scotomata giving a sieve-like character to the field of vision. **v. triplex**, triplopia.

Vita'ceæ [L. *vitis*, vine.] An order of polypetalous plants which includes the grape vine, *Vitis vinifera*, and *Ampelopsis*.

vi'tal [L. *vitalis*; *vita*, life.] Relating to life.

Vitali's test (ve-tah'le) [*Dioscoride Vitali*, Italian physician, contemporary.] 1. For bile in the urine: add to the suspected urine quinine bisulphate, ammonia, sulphuric acid, sugar, and alcohol; if bile-pigments are present a violet color will be produced. 2. For pus in the urine: the urine is acidified with acetic acid and filtered; to the filtrate guaiac is added, when a dark blue color indicates the presence of pus.

vi'talism. The theory that all animal functions are dependent upon a special form of energy or force, the vital force, distinct from any other of the physical forces.

vi'talist. One who adheres to the doctrine of vitalism.

vital'ity. Vital force or energy.

vi'talize. To endow with vital force.

vi'tals. Viscera.

vitamine (vi'tam-ën) [*L. vita*, life, + *amine*.] One of a group of substances of unknown composition, present in very small amount in natural foodstuffs, which are essential to normal metabolism and the lack of which in the dietary causes beriberi and other deficiency diseases.

vitell'ary [*L. vitellus*, yolk.] Vitelline.

vitell'icle. Yolk-sac, umbilical vesicle.*

vitell'in. A protein combined with lecithin in the yolk of egg.

vitell'ine [*L. vitellus*, yolk.] Relating to the yolk of an egg, or the vitellus.

vitelloleutin (vi-tel-o-lu'te-in). Lutein from the yolk of egg.

vitelloru'bin. A reddish pigment from the yolk of egg.

vitell'ose. A proteose from vitellin.

vitell'us [*L.*] The yolk of egg; the germinal portion of the ovum together with the substance destined for the nutrition of the embryo. **v. formativus**, morpholecithus, the germinal or true yolk, that part of the ovum from which the embryo is developed. **v. nutritivus**, tropholecithus, the main portion of the yolk in a bird's egg, destined for the nutrition of the developing embryo, the food yolk. **v. ovi**, yolk of egg; employed in pharmacy for emulsifying oils and camphors.

vitiation (vish-i-a'shun) [*L. vitatio*; *vitare*, to corrupt.] 1. Corruption. 2. Impairment, rendering less efficacious or useless.

vittil'go [*L.* a skin disease.] Acquired leucoderma, piebald skin, the appearance on the skin of white patches of greater or lesser extent, due to simple loss of pigment without other trophic changes.

vittilgoidea (vit-il-i-go-id'e-ah) [*vittiligo* + *G. eidos*, appearance.] Xanthoma.

Vi'tis [*L.* a vine.] A genus of plants including the grape, *V. vinifera*, the several varieties of which are used in the production of wine.

vitium, pl. *vitia* (vish't-um) [*L. vice*.] Defect, fault, vice. **v. cordis**, an organic lesion of the heart. **v. primæ formatio'nis** [*L. vice* of first formation], a prenatal developmental irregularity.

vitodynam'ic [*L. vita*, life, + *G. dynamis*, force.] Biodynamic, relating to vital force.

vitroecapsulitis (vit're-o-kap-su-li'le'tis) [*L. vitreus*, vitreous (humor), + *capsula*, capsule, + *G. -itis*.] Hyalitis.

vitroden'tine [*L. vitreus*, glassy.] Dentine of a peculiar brittle hardness.

vit'reous [*L. vitreus*, glassy.] 1. Glassy, resembling glass. 2. Used elliptically for vitreous body. **v. bod'y**, corpus vitreum, a transparent jelly-like substance filling the interior of the eyeball behind the crystalline lens; it is composed of a

delicate network (*v. stro'ma*) enclosing in meshes a watery fluid (*v. hu'mor*), and surrounded by a membranous condensation of the stroma, the hyaloid membrane. **v. degenerat'ion**, (1) coagulation necrosis; (2) hyaline degeneration.* **v. humor**, (1) see under *v. body*; (2) endolymph **v. membrane**, a thin membrane forming the external layer of the chorioid; Bruch's membrane **v. table**, the inner layer of one of the bones of the cranium. **v. wart**, a small rounded transparent body on the posterior surface of the cornea near the periphery.

vit'reum [*L. vitreus*, glassy.] Corpus vitreum [BNA, vitreous* body.]

vit'riol [*L. vitreolus*, glassy.] Sulphuric acid. **oil of v.**, aromatic sulphuric acid. **oil of v.**, sulphuric acid. **Ro'man v.**, copper sulphate, CuSO4.

vitri'na [*L. vitrum*, glass.] Corpus vitreum **v. auris**, endolymph. **v. oculi**, vitreous humor.

vit'rum [*L.*] Glass. **in vitro**, in glass, in a test-tube, distinguished from *in vivo*.

vitt'a, pl. *vittæ* [*L.* headband, fillet.] In botany, the oil-ducts in the shoots of *Umbellifera*.

Vittel', France. Earthy waters, about 50° F. Thirteen springs. Used by drinking and bathing; in affections of the stomach and liver, constipation, gout, dyspepsia, diabetes, the uric acid diathesis, biliary and renal concretions, scrofula, chlorosis, and cutaneous disorders. The use May to the third week in September.

vit'ular, **vit'ulary**, **vit'uline** [*L. vitulus*, a calf.] Relating to a calf. **v. ap'oplexy**, **v. fever**, puerperal fever in the cow.

vives (vivz) [O.Fr.] Enlarged glands, sometimes suppurating, on the side of the head below the ear in young horses.

viv'ianite. A mineral occurring in pale blue crystals, composed chiefly of ferrous phosphate.

vivi-diffusion (viv't-di-fu'zhun) [*L. vivus*, alive.] A term suggested by Abel, Rowntree, and Turner to denote a method by which the blood of a living animal may be submitted to dialysis outside the body, and again returned to the natural circulation, without exposure to the air or to any noxious influences.

vivificat'ion [*L. vivificare*; *vivus*, alive, + *facere*, to make.] 1. The change of the protein of the food into living matter of the cells, in the final stage of assimilation. 2. Revivification, freshening the edges of a wound by paring off the surface layer in order to facilitate union.

vivip'arous [*L. vivus*, alive, + *parere*, to bear.] Giving birth to living young, in distinction to *oviparous*.

viviperception (viv-i-per-sep'shon) [*L. vivus*, living + *perceptio*; *percipere*, to perceive.] Observation of the vital processes in the organism without the aid of vivisection.

vivisect (viv-i-sekt') [*L. vivus*, living, + *secare*, to secure, to cut.] To practise vivisection.

vivisection (viv-i-sek'shon). Any cutting operation on a living animal for purposes of experimentation; extended to denote any form of animal experimentation.

vivisectionist, **vivisector**. One who practises vivisection.

vivisecto'rium. A laboratory for animal experimentation.

Vladimiroff operat'ion (vlä-de'me-rawf). Mikul's Vladimiroff operation.

Vleminckx's solution (flem'inks) [Jean Franq Vleminckx, Belgian physician, 1800-1871] Liquor calcis sulphuratis (N.F.).

vo'cal [*L. vocalis; vox, voice.*] Relating to the voice. **v. cords**, four folds of mucous membrane in the interior of the larynx; the *true* vocal cords (*plicæ vocales* [BNA]) are agents of voice production; the *false* vocal cords (*plicæ ventriculares* [BNA]) are not integral parts of the vocal apparatus. **v. frem'tus**, a vibration felt on palpation of the chest wall when the subject speaks. **v. process**, *processus vocalis* [BNA], the anterior process of the arytenoid cartilage, giving attachment to the true vocal cord. **v. res'onance**, a sound heard on auscultation of the chest when the subject speaks. **v. shelves**, folds of mucous membrane, the free edges of which form the v. cords.

Vogt's angle (fökh't) [Karl Vogt, German physiologist, *1817.] A craniometrical angle formed by the nasobasilar and alveolonasal lines.

Vogt's point (fökh't) [Paul Friedrich Emmanuel Vogt, German surgeon, 1847-1885.] Vogt-Hueter point.

Vogt-Hueter point (fökh't-hü'ter) [P. F. E. Vogt; Carl Hueter.] A point for the application of a trephine in case of hemorrhage from the middle meningeal artery; it is at the junction of a horizontal line two finger-breadths above the zygomatic arch and a vertical line one finger-breadth behind the nasal process of the malar bone.

voice [*L. vox.*] The sound made by air passing out through the larynx, the vocal cords being approximated and made tense. **v. sound**, vocal* resonance.

voice-box. Larynx.

vold. To evacuate, to cast out excrementitious matter.

Voigt's lines (foykht) [Christian August Voigt, Austrian anatomist, 1809-1890.] Ill-defined lines bounding the areas of distribution of the peripheral nerves.

Voit's nu'cleus (foyt) [Carl von Voit, Munich physiologist, *1831.] A mass of ganglion cells in the nucleus dentatus. **V.'s nu'tritive meas'ure**, a laborer requires on a daily average, 118 grams albumin, 56 g. fat, and 500 g. carbohydrate.

vo'la [*L.*] Palm of the hand or sole of the foot.

vo'lar [*L. volaris; vola, palm.*] Referring to the vola, the palm of the hand or sole of the foot; palmar; plantar.

vo'atile [*L. volatilis; volare, to fly.*] Not permanent, evaporating spontaneously. **v. al'kali**, ammonia. **v. lin'iment**, linimentum* ammoniæ. **v. oil**, oleum volatile.

volatiliza'tion. The process of conversion of a solid or liquid into a vapor; evaporation.

vol'atilize. 1. To convert a solid or liquid into vapor, to cause to evaporate. 2. To evaporate.

Volhard's solution (fö'l'hart) [J. Volhard, German chemist, *1834.] A decinormal solution of potassium sulphocyanate.

volition (vo-lish'un) [*L. velle, to desire.*] The conscious impulse to perform any act or to abstain from its performance, excited by a realization of the dominant feeling.

volitional (vo-lish'un-al). Voluntary, done by an act of will; relating to volition. **v. insan'ity**, mental derangement in which the will power especially is impaired. **v. tremor**, a tremor excited by an attempt at voluntary movement.

Volkmann's canals (fölk'mahn) [Alfred Wilhelm Volkmann, German physiologist, 1800-1877.] Vascular canals in bone which, unlike those of the Haversian system, are not surrounded by concentric lamellæ of bone; they run for the most part transversely, perforating the lamellæ of the Haversian system, and communicate with the

canals of that system. **V.'s hemodromom'eter**, an instrument for measuring the rapidity of the blood circulation.

Volkmann's deform'ity (fölk'mahn) [Richard Volkmann, German surgeon, 1830-1889.] Congenital luxation of the tibiotarsal joint. **V.'s contrac'ture**, ischemic muscular atrophy, degeneration and contracture of a muscle consequent upon prolonged interference with the circulation by tight bandaging, exposure to cold, or injury of a large artery. **V.'s disease**, myxadenitis* labialis, Baelz's disease. **V.'s splint**, a splint for fractures of the lower extremity, consisting of a guttered splint with a foot-piece with two lateral supports to prevent turning. **V.'s spoon**, a sharp spoon for scraping away carious bone or other diseased tissue.

voll'ey [*Fr. volée; L. volare, to fly.*] 1. The discharge simultaneously or in rapid succession of a number of guns. 2. In neurology, a series of rapid muscular contractions artificially induced.

volsell'a. Vulsella, a forceps having the tips of the blades armed with sharp rectangular hooks, vulsellum forceps.

volt [after Alessandro Volta, Italian physicist, 1744-1827.] The fractional unit of electromotive force; the electromotive force which will produce a current of one ampere with a resistance of one ohm; practically the electromotive force of a Daniell cell.

voltage (völt'ej). The electromotive force of a current expressed in volts.

volta'ic. Relating to Volta (see *volt*) who discovered the means of producing electricity by chemical action. **v. electric'ity**, galvanic electricity.

voltaism (völt'tah-izm). Galvanism.

voltam'eter. An apparatus for measuring the strength of a galvanic current by its electrolytic action.

volt'am'meter. An apparatus for measuring both volts and amperes.

volt'ampère. A watt, a unit of electrical effect, the product of one volt by one ampere.

volt'meter. An apparatus for measuring the electromotive force or difference of potential.

Voltolini's disease (vol-to-le'ne) [Friederich Eduardus Rudolphus Voltolini, German laryngologist, 1819-1889.] Disease of the larynx, leading to deaf-mutism, in young children.

Voltolini-Heryng sign. Heryng's* sign of antral disease.

volumenom'eter [*L. volumen, volume, + G. metron, measure.*] A device for determining the volume of a solid by measuring the amount of liquid which it displaces.

volumet'ric [*L. volumen, volume, + G. metron, measure.*] Relating to measurement by volume; see *analysis*. **v. solu'tion**, see under *solution*.

volumom'eter. Volumenometer.

vol'untary [*L. voluntarius; voluntas, will.*] Relating or acting in obedience to the will; not obligatory, **voluntomo'tory**. Relating to voluntary movements.

volute (vo-lüt') [*L. voluta, a scroll.*] Rolled up, convoluted.

vol'vulus [*L. volvere, to roll.*] A twisting of the intestine causing obstruction.

vo'mer, gen. *vo'meris* [*L. ploughshare.*] A flat bone of trapezoidal shape forming the inferior and posterior portion of the nasal septum; it articulates with the sphenoid, ethmoid, two superior maxillary, and two palate bones. **v. cartilag-in'eus**, Jacobson's cartilage, cartilago* vomeronasalis.

vo'merine. Relating to the vomer.

vo'merobas'ilar. Relating to the vomer and the base of the skull; noting the *v. canal* at the line of union of the vomer and the sphenoid bone.

vomerona'sal. Relating to the vomer and the nasal bone; noting the *v. cartilage*, *cartilago* vomeronasalis*.

vom'ica [L. an ulcer.] 1. A pulmonary cavity containing pus. 2. [L. *vomicus*, vomiting.] Profuse expectoration of purulent matter. **v. laryn'gis**, laryngeal perichondritis.

vom'icine [*nux vomica*.] Brucine.

vom'ic-nut. *Nux vomica*.

vom'icose [L. *vomica*, an ulcer.] Ulcerous, marked by many ulcers; profusely suppurating.

vom'it [L. *vomitus*; *vomere*, to vomit.] 1. To eject matter forcibly from the stomach. 2. Matter thrown up from the stomach. 3. An emetic. **black v.**, hematemesis; specifically, severe yellow fever attended with hematemesis.

vom'iting. The ejection of matter through the esophagus and mouth from the stomach. **cy'clic v.**, periodical **v.** **dry v.**, retching, movements of vomiting without the ejection of matter from the stomach. **fecal v.**, stercoraceous **v.** **morning v.**, **v.** occurring on rising or immediately after breakfast in cases of chronic gastritis or in early pregnancy. **period'ical v.**, Leyden's disease, an affection marked by the periodical recurrence, in otherwise apparently healthy persons, of paroxysms of vomiting lasting from one to ten days; the patient has no symptoms of gastric disturbance in the intervals. **pernic'ious v.**, uncontrollable **v.** **stercora'ceous v.**, copremesis, the ejection of fecal matter, aspirated into the stomach from the intestine by the repeated spasmodic contractions of the gastric muscles. **v. of preg'nancy**, morning vomiting occurring in the early months of pregnancy.

vomition (vo-mish'un). Vomiting.

vom'itive. Emetic.

vomito negro (vom't-to na'gro) [Sp.] Black vomit.*

vom'itory. Emetic.

vomiturition (vom-i-tu-rish'un). Retching, ineffectual efforts at vomiting.

vom'itus. 1. Vomiting. 2. Vomited matter. **v. cruen'tus**, hematemesis. **v. gravidarum**, vomiting of pregnancy. **v. mari'nus**, seasickness. **v. matut'nus**, morning vomiting.* **v. niger**, black vomit,* vomito negro.

Von. A German title of nobility prefixed to the surname, often abbreviated to **v.** For the eponymic terms beginning with **Von**, as **Von Leyden**, etc., see the proper name without the prefix.

Voorhees bag (voor'ez) [James Ditmars Voorhees, New York obstetrician, *1869.] A hydrostatic bag for dilating the cervix in accouchement forcé.

vor'tex, pl. **vor'tices** [L. eddy, whirlpool.] 1. The whorl of muscular fibers at the apex of the heart. **v. cordis** [BNA]. 2. One of the stellar figures on the surface of the crystalline lens of the eye. **v. lentis.** **v. coccyge'us** [BNA], coccygeal whorl, a spiral arrangement of coarse hairs sometimes present over the region of the coccyx. **v. lentis**, see **vortex** (2). **v. cor'dis** [BNA], the whorl of muscular fibers at the apex of the heart. **v. pilo'rum** [BNA], hair whorl, crown, a spiral arrangement of the hairs, as at the crown of the head.

Vortic'illa. A genus of *Infusoria* of the order *Peritrichida*, of bell shape and having a spiral of cilia around the adoral zone; various free species have been found at times in the feces, urine, and mucous discharges.

vor'ticose. Arranged in a whorl, noting the *v. vena* of the choroid coat of the eye, *venae* vorticosae* **vox** [L.] Voice. **v. cholera'ica**, a peculiar hoarse almost inaudible voice of a sufferer in the last stage of Asiatic cholera.

voyeurism (vwah-yer'izm) [Fr. *voir*, to see.] A morbid desire to look at the sexual organs or other usually clothed parts of the body of one of the opposite sex.

V.S. Abbreviation of volumetric solution.*


V.T. Vacuum tuberculin; old tuberculin reduced to a vacuum to one-tenth its original volume.

vu'rom'eter. An instrument for measuring the distance between the pupils of the two eyes.

vul'canite. Hard rubber, used for splints, in dental work, etc.

vul'nerable [L. *vulnus* (*vulner*-), wound, + *pass-* fit.] Capable of being wounded, easily injured.

vul'nerant. Vulnerating.



VULSELLA.

vul'nerary [L. *vulnus* (*vulner*-), wound.] 1. Relating to a wound. 2. An agent which promotes the healing of wounds.

vul'nerate [L. *vulnerare*.] To wound.

vul'nus [L.] A wound or injury, trauma, traumatism.

Vul'pian's atrophy or **type** [Edme Felix Alfred Vulpian, Parisian physician, 1826-1887.] Progressive spinal muscular atrophy beginning at the shoulder, the scapulohumeral type.

Vulpius-Prévost law (vul-pe-on'pra-vo'). Prévost's* law.

vulsell'a [L. pincers.] Volsella, a forceps armed at the tips of the blades with sharp-pointed rectangular hooks.

vulsell'um. Vulsella. **v. for'ceps**, volsella.

vul'va [L. a wrapper or covering.] Pudenda mulieb're [BNA], the labia majora and the clitoris between them. **v. cer'ebr'i**, the space between the anterior pillars of the fornix in the third ventricle. **v. con'ni'vens**, a **v.** with very narrow opening. **v. hians**, a **v.** in which the labia are loosely approximated.

atrophy of skin and mucous membrane, *atrophia pudendi*, kraurosis vulvae. **blood-tumor**, *epimorpha*, *toma*, *hematoma* vulvae. **closure**, *epispadias*, *hemorrhage*, *episiorrhagia*. **incision**, *epispotomomy*. **inflammation**, *episitis*, *episioitis*, *vulvitis*, *edentia*, *edentia*, *bartholinitis*; *vulvovaginitis* (with vagina). **atrophy**, *epispotostenosis*. **pain**, *pudendagra*. **passage**, *intro-* *vagina*. **plastic surgery**, *episioplasty*. **protrusion**, *epispocoe*. **spasm**, *vulvismus*. **suture**, *epispiorrhaphy*. **epispiorrhaphy**, *swelling*, *epispocoe*. **tumor**, *epispocoe*, *epispophyma*.

vul'val, **vul'var.** Relating to the vulva.

vulvis'mus. Vaginismus.

vulvitis (vul-vi'(ve')tis) [L. *vulva* + G. *-itis*.] Inflammation of the vulva. **follic'ular v.**, inflammation of the vulvar follicles.

vulvouterine (vul-vo-u'ter-in). Relating to the vulva and the uterus, noting the *v. canal*, or *vagina*.

vulvovaginal (vul-vo-vaj'in-al). Relating to the vulva and the vagina; noting the *v. glandula vestibularis major* [BNA].

vulvovaginitis (vul-vo-vaj-in-i'(e')tis). Inflammation of both vulva and vagina, or of the vulvovaginal glands.

W

W. Chemical symbol for tungsten (*wolfram*).
wabain (wah'bah-in). A glucoside from waba, the root of *Carissa schimperi*; a local anesthetic and heart stimulant.

Wachendorf's membrane (vah'khen-dorf) [Eberhard Jacob von *Wachendorf*, Dutch physician, 18th century.] 1. The ectoplasm of a cell. 2. Membrana pupillaris [BNA].

Wachsmuth's mixture (vahkhs'moot) [Hans *Wachsmuth*, German neurologist, *1872.] A mixture of 5 parts chloroform and 1 part oil of turpentine, used by inhalation to induce general anesthesia.

Wacon'da Spring, Kansas. Alkaline-saline-carbonated waters. One spring. Used by drinking and bathing in various disorders.

wadd'ing. Carded cotton or wool in sheets, used for surgical dressings.

waddle (wod'l). To walk with a side-to-side, swaying motion; occurring in pseudohypertrophic muscular paralysis and certain other nervous conditions.

Wade's bal'sam. Tinctura benzoini composita.

W.'s suppos'itories, urethral suppositories containing iodoform, chloral, morphine, and bismuth subnitrate.

Wade's worth's meth'od [Augustus Baldwin *Wadsworth*, American bacteriologist, contemporary.] For demonstrating the capsules of bacteria: smears are fixed by immersion in 40 per cent. formalin for two to five minutes, then stained by 10 per cent. aqueous solution of gentian violet, or by Gram's differential method.

wa'fer. A thin sheet of dried flour paste, used to enclose a powder, the wafer being moistened and folded over the drug, so that it can be swallowed without taste.

Wagner's corpuscles (vahg'ner) [Rudolf *Wagner*, German physiologist, 1805-1864.] Touch corpuscles, Meissner's* corpuscles. **W.'s hamm'er**, Neef's hammer, an automatic interrupter of a galvanic current. **W.'s spot**, germinal spot, the nucleolus of the nucleus of the ovum.

Wag'ner's line. A narrow, whitish, slightly curved line, representing an area of preliminary calcification, at the junction of the epiphysis and diaphysis of a long bone.

Wagner's the'ory (vahg'ner) [Moritz *Wagner*, German scientist, 1813-1887.] Migration theory* (2).

Wag'staffe's frac'ture [William Warwick *Wagstaffe*, English surgeon, 1843-1910.] Fracture, with displacement, of the inner malleolus.

Wahl's sign (wahl) [Eduard von *Wahl*, German surgeon in St. Petersburg, 1833-1890.] 1. A moist blowing sound heard over a wounded artery; halituous bruit. 2. Distention of the bowel with gas above the seat of an obstruction.

wahoo (wah'hoo) [Am. Ind. name.] Euonymus. **wüst** (wäst) [A.S. *wæst*.] The portion of the trunk between the ribs and the pelvis.

wait'er's cramp. A professional neurosis, a spasm of the muscles of the back and right arm in waiters.

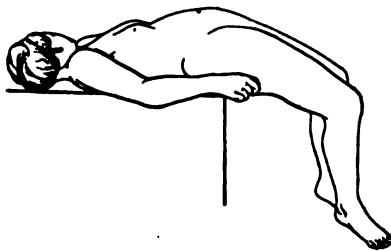
wakam'ba. A Zanzibar arrow poison which stimulates powerfully the vasomotor nerves, causing a marked rise of blood pressure.

wake'fulness. The state in which there is an

absence of the inclination to sleep; occurring at the time when sleep should normally occur it is synonymous with insomnia.

Walcher posi'tion (vahl'kher) [Gustav Adolf *Walcher*, German obstetrician, *1856.] A supine position of the parturient woman with the lower extremities falling over the edge of the table.

Walcheren fever (vahl'kha-ren) [*Walcheren*, a place in Holland.] Malarial fever formerly endemic in parts of Holland.



WALCHER POSITION.

Waldenburg's appara'tus (vahl'den-boorg) [Louis *Waldenburg*, German physician, 1837-1880.] An apparatus for compressing or rarefying air, from which one inhales or into which one exhales; it consists of a cylinder, closed at one end, which is inverted in a vessel of water like a gasometer.

Waldeyer's epithe'lum (vahl'di-er) [Heinrich Wilhelm Gottfried *Waldeyer*, German anatomist, *1836.] Germinal epithelium.* **W.'s fos'sae**, duodenal fossae, recesses in the peritoneum alongside the ascending portion of the duodenum and at the duodenojejunal angle. **W.'s glands**, coil glands near the margins of the eyelids. **W.'s neu'ron**, the nerve-cell with its processes, neuron* (1). **W.'s ring**, **W.'s throat-ring**, or **W.'s ton'sillar ring**, the incomplete ring of lymphoid tissue, formed by the faucial, lingual, and pharyngeal tonsils. **W.'s vas'cular lay'er**, the vascular layer of the ovary. **W.'s zo'nal lay'er**, Lissauer's tract.

wale [A.S. *walu*.] A linear wheal, especially one produced by a blow with a stick or a whip.

Walker-Gor'don milk.

A modified milk made according to a physician's prescription, by a company of this name.

wall [L. *vallum*.] Paries, an investing part enclosing a cavity such as the chest or abdomen.

Walle'rian. Relating to or described by Augustus Volney *Waller*, an English physiologist, 1816-1870. **W. degenera'tion**, degeneration of a nerve-fiber separated from its trophic center; it is characterized by proliferation of the nucleus of the interannular segment and by segmentation of the myelin, ending in atrophy and destruction of the axis-cylinder. **W. law**, after section of



WALDEYER'S DOUBLE FOSSA.
(Landowsy and Jayle.)

the posterior root of a spinal nerve between the root ganglion and the spinal cord, the central portion degenerates; after division of the anterior root, the peripheral portion degenerates; the trophic center of the posterior root is therefore the ganglion, that of the anterior root the spinal cord.

wall-eye. 1. Divergent squint. 2. Absence of color in the iris, or leucoma of the cornea.

Wall-ey's Hot Springs, Nevada. Sulphated-saline-waters containing carbonic acid gas, 136° F. to 160° F. Six springs. Used by bathing in rheumatism, and diseases of the skin and kidneys.

wall-tooth. Molar tooth.

wal'nut. Juglans.

Walther's canals' or ducts (vahl'ter) [August Friedrich Walther, German anatomist, 1688-1746.] Ductus sublingualis minores, Rivinus' ducts, from 8 to 10 excretory ducts of the lobules of the sublingual glands; they are inconstant, the gland sometimes discharging through a single duct called. **W.'s ganglion**, ganglion coccygeum. **W.'s ligament**, a fibrous band connecting the external malleolus and the astragalus. **W.'s plexus**, plexus cavernosus.

wandering [A.S. *wandrian*, to wander.] Moving about, not fixed. **w. cell**, leucocyte. **w. impul'sion**, fugues, ambulatory automatism. **w. organ**, an organ with loose attachments, permitting its displacement, floating or ptotic organ.

Wang's test. A quantitative test for indican, which is transformed into indigo-sulphuric acid and then titrated by a solution of potassium permanganate.

wang-tooth [A.S. *wange*, jaw, cheek.] A molar tooth.

war'as. Warras.

warble (wawr'bl). 1. A small soft tumor of the skin of a horse, usually caused by chafing or undue pressure of the saddle-girth or collar. 2. A small tumor on the back of cattle caused by the larva of a gadfly.

Warburg's tincture [Carl Warburg, Austrian physician, *1804.] As originally compounded a preparation containing over 60 ingredients, including 40 in the confection of Damocrates; once in great repute in India as an antiperiodic. The preparation now called by that name contains but 17 of the original ingredients; see *tinctura antiperiodica* (N.F.).

ward [A.S. *weard*.] A room or hall in a hospital containing a number of beds.

Ward's paste [Nathaniel Bagshaw Ward, London surgeon and botanist, *1868.] A paste of elecampane, black pepper, sugar, and fennel seed in honey; employed as a stimulant tonic.

Wardrop's disease [James Wardrop, English surgeon, 1782-1869.] Onychia maligna. **W.'s meth'od**, treatment of aneurysm by ligation of the artery at some distance beyond the sac, leaving one or more branches of the artery between the sac and the ligature; see cut under *aneurysm*.

ware/houseman's itch. Eczema of the hands from handling irritating substances.

warm'ing-plaster. 1. Emplastrum picis cantharidatum (U.S. 1880). 2. Emplastrum calefaciens (Br.).

war'ras. An African drug of unknown origin, having the properties of kamala; also used as a purple dye.

Warr'en's fat column [John Collins Warren, Boston surgeon, 1778-1856.] Columna adiposa.

Warr'en's styptic. Lotio adstringens (N.F.). **W.'s test**, Trommer's test.

wart. A circumscribed hypertrophy of the papille of the corium, usually of the hand, covered by thickened epidermis; verruca.* **fig w.**, moist w., condyloma acuminatum. **pointed w.**, condyloma acuminatum. **post-mortem w.**, anatomical tubercle, dissecting tubercle, a warty growth on the hands of one making frequent post-mortem examinations or dissections. **seborrh'ic w.**, keratoma senile. **se'nile w.**, keratoma senile. **venereal w.**, condyloma acuminatum.

wart'pox. Variola verrucosa.

warty. Relating to or covered with warts.

Wasat'ka Mineral Springs, Utah. Muriated-sulphur-calcic waters. Used by drinking in disorders of the digestive organs, liver, and kidneys.

wash. A lotion. **black w.**, lotio hydrargyri nigra (Br.), lotio nigra (N.F.). **eye w.**, collutorium. **mouth w.**, collutorium, a medicated liquid used for cleansing the mouth and treating diseased states of the mucous membrane. **yellow w.**, lotio hydrargyri flava (Br.), lotio flava (N.F.).

wash-bottle. 1. A bottle containing water, with a tube passing to the bottom, through which gases are forced to purify them. 2. A stoppered bottle containing fluid, provided with two tubes, one ending above the other below the fluid, so that by blowing through the short tube the liquid is forced in a small stream from the free end of the long one; used for washing chemical apparatus.

wash'erwoman's itch. Eczema or psoriasis of the hands of laundry workers, caused by irritation of soapy water.

wash'ing-soda. Commercial sodium carbonate.

Wash'ington Springs, Virginia. Light alkaline-calcic-sulphureted and alkaline-calcic-chalybeate waters, 51° F. Seven springs. Used by drinking in anemia, sluggishness of the bowels, and general debility.

wash-leather skin. A trophic change in the skin, occurring in certain cases of chronic constitutional disease, in which the texture is altered and a silver coin drawn across the skin will leave a dark line.

Wassermann test (vahr's'er-mahn) [August v. Wassermann, Berlin bacteriologist, *1866.] A diagnostic test for syphilis, based upon the theory of complement fixation. Measured quantities of extract from the liver and spleen of a syphilitic fetus (representing the antigen) and of the blood-serum of the person to be tested are mixed in a test-tube, and some fresh normal guinea-pig serum (containing the complement) is added; after incubation at body temperature for about an hour the contents of this tube are added to a mixture of the red blood-cells of a sheep or other animal, suspended in physiological saline solution, and the serum of a rabbit which has been immunised to these particular red cells; if the serum mixed with the extract of syphilitic organs in the first test-tube is from a syphilitic individual, no hemolysis of the red blood-cells in the second tube will occur after incubation for one hour. See *Vaccini's test*. **provoc'ative W. T.**, the employment of the W. test one or two days up to one or two weeks after the administration of salvarsan or neosalvarsan; the result may then be positive when before the giving of salvarsan it was negative.

Wassermann-Uhlenhuth blood-test (vahr's'er-mah-oo'len-hoot). Uhlenhuth's* blood-test.

waste [L. *vastare*, to empty, to destroy.] 1. To emaciate, to grow thin. 2. Excrementitious material.

waster (wăst'ēr). 1. A marantic infant. 2. An animal, usually a cow, affected with tuberculosis and losing flesh.

wasting (wăst'ing). Emaciation. **w. palsy** or **paralysis**, progressive muscular atrophy.

watchmaker's cramp. A professional neurosis consisting in (1) spasm of the orbicularis palpebrarum muscle, from holding the lens to the eye; (2) spasm of the muscles of the hand in attempting the delicate movements of watch-repairing.

water (waw'tēr) [A.S. *water*]. 1. A clear, odorless, tasteless liquid, H_2O , solidifying at $32^\circ F.$ ($0^\circ C.$ and $R.$), and boiling at $212^\circ F.$ ($100^\circ C.$, $80^\circ R.$). Water is present in all animal and vegetable tissues and in nearly all other substances; it is also a solvent of more substances than any other liquid. 2. The pharmacopeial preparation, aqua.* 3. The urine. **acidulous w.**, carbonic w., one which contains a considerable amount of carbonic acid in solution. **alkaline w.**, one which contains appreciable amounts of the bicarbonates of calcium, lithium, potassium, or sodium. **bromine w.**, one containing the bromides of magnesium, potassium, or sodium in therapeutic amounts. **calcic w.**, one containing appreciable quantities of calcium salts in solution. **capillary w.**, water filling the interstices of a structure, but not held in contact with the individual units by molecular attraction. **carbonated** or **carbonic w.**, acidulous w. **chalybeate w.**, one which contains salts of iron in appreciable quantities. **chlorine w.**, one which contains the chlorides of sodium, potassium, calcium, and magnesium in varying amounts. **combined w.**, water which enters as an essential part in the constitution of a molecule. **deep w.**, w. coming from below an impervious stratum of the earth, as spring-water or that from an artesian well. **earth'y w.**, one containing a large amount of mineral matter, chiefly calcium sulphate, in solution. **ground w.**, w. contained in the superficial strata of the earth, such as collects in wells. **hard w.**, one which contains an excess of calcium or magnesium salts, in which soap forms a curdy deposit; *temporary hardness*, removable by boiling and filtering, is due to the presence of the carbonates of these metals; *permanent hardness* is due to the presence of the sulphates of these metals which are not decomposed by boiling. **indifferent w.**, a mineral w. containing but a small quantity of saline matter. **iodine w.**, one containing the iodides of magnesium, potassium, or sodium in therapeutic amounts. **meteoric w.**, rain-water or w. from melting snow. **mineral w.**, one which contains appreciable amounts of certain salts which give to it therapeutic properties. **potable w.**, a water fit for drinking, being free from contamination and not containing a sufficient quantity of saline material to be regarded as a mineral w. **saline w.**, one which contains neutral salts (chlorides, bromides, or iodides, or sulphates) in appreciable amounts. **soft w.**, one which contains a minimum amount of salts of calcium or magnesium, in which soap dissolves without a sediment. **sulphate w.**, one holding in solution appreciable quantities of the sulphates of calcium, magnesium, or sodium. **sulphur w.**, one containing sulphureted hydrogen or the metallic sulphides. **surface w.**, the w. of ponds, lakes, or streams. **thermal w.**, a w. which is hot as it issues from the spring. **w. of adhesion**, water held by molecular attraction in contact with units of structure, but not forming an essential part of their consti-

tution. **w. of constitution**, water held by a unit of structure as an essential part of its constitution, though not an ingredient of its molecules. **w. of crystallization**, w. of constitution which unites with certain salts and is essential to their arrangement in crystalline form.

wa'ter-bath. 1. A bath in water, as distinguished from a vapor-bath, mud-bath, sand-bath, etc. 2. In chemistry, a double vessel, the outer one containing water, the inner one the substance to be heated or evaporated without exposing it to too high a temperature.

wa'ter-bed. A mattress in the form of a closed rubber bag filled with water.

wa'terborne. Transported by drinking-water, said of diseases such as cholera and typhoid fever, which are spread largely by this means.

wa'ter-brash. The eructation of an acid fluid from the stomach.

wa'ter-braxy. Inflammation of the bowels in sheep, attended with hemorrhage into the peritoneal cavity.

wa'ter-cancer, **wa'ter-canker**. Noma.

wa'ter-coil. Leiter's* coil.

wa'ter-cure. Hydrotherapy, balneotherapy.

wa'ter-dressing. The application of water to a wound by means of wet compresses, constant irrigation, or immersion.

wa'ter-farcy. Inflammation of the lymphatics in the leg of a horse.

wa'ter-gurgle test. A gurgling sound heard on auscultation of the throat when the patient swallows, in cases of esophageal stricture.

wa'ter-hammer pulse. See *pulse*.

wa'ter-itch. Uncinariasis cutis, ground itch.*

wa'ter-pang. Pyrosis.

wa'ter-pock, **wa'ter-pox**. Varicella.

waters (waw'tērs). Liquor amnii. **bag of w.**, the closed sac formed of the fetal membranes enclosing the liquor amnii. **false w.**, a leakage of fluid in beginning labor, before the rupture of the bag of waters.

wa'ter-sore. Water-itch.

wa'ter-stroke. Serous apoplexy.*

water-vascular system. The lymphatic system of vessels and glands.

water-whistle sound (waw'tēr-hwī's'l-sound). A bubbling whistle heard on auscultation over a pulmonary fistula.

Watson's Springs, Georgia. The waters come from the "Sulphur," "Chalybeate," "Alum," and "Ice" springs. The first two register $59^\circ F.$ and $61^\circ F.$ The "Ice" spring is cold. Four springs. The waters are used by drinking in dyspepsia, rheumatism, and diseases of the blood, skin, and kidneys.

watt [after James Watt, Scottish engineer, 1736-1819.] The unit of electrical power, the power available when the current is one ampere and the electromotive force is one volt.

watt'meter. An apparatus for measuring electrical activity or power.

Wau'kesha Mineral Springs, Wisconsin. Alkaline-saline-chalybeate-calcic waters. Used by drinking in diabetes, dyspepsia, abdominal plethora, bladder affections, and Bright's disease. The summer months.

wave [A.S. *wafian*, to fluctuate.] 1. A movement of particles in an elastic body, whether solid or fluid, whereby an advancing series of alternate elevations and depressions, or expansions and condensations, is produced. 2. The elevation of the pulse, felt by the finger, or represented graphically in the curved line of the sphygmo-

gram. **anacrotic w.**, **catacrotic w.**, **dicrotic w.**, etc., see the adjectives.

wavy respira'tion. Interrupted or cogwheel respiration.*

wax [A.S. *weax*.] 1. A thick, tenacious substance plastic at room temperature, secreted by bees for building their cells, or the honeycomb; *cera*. 2. Any substance of physical properties similar to those of beeswax, of animal, vegetable, or mineral origin. 3. Cerumen, earwax. **an'imal w.**, beeswax, spermaceti, and any wax derived from the animal kingdom. **Brazil' w.**, **car'naub'a w.**, a product of a South American palm, *Copernicia cerifera*. **Chinese' w.**, (1) a vegetable w.; (2) a wax secreted by a scale insect. **Japan' w.**, a vegetable wax derived from *Rhus succedanea* and *R. vernicifera*. **min'eral w.**, paraffin w. **palm w.**, **Brazil w.** **par'affin w.**, a wax derived from petroleum. **veg'etable w.**, palm w. or any wax derived from plants, such as the bayberry. **virgin w.**, pure white wax. **white w.**, bleached beeswax. **yellow w.**, natural, unbleached beeswax.

wax [A.S. *weaxan*.] To grow, to increase in size. **waxing ker'nels**, enlarged lymph-glands in the groin in children. **waxing pain**, growing pain.*

wax'y. Relating to or resembling wax. **w. cast**, hyaline cast.* **w. degenera'tion**, amyloid degeneration.*

weak [A.S. *wac*.] Deficient in strength, feeble; delicate, not robust. **w. minded**, of deficient mentality, noting a high-grade imbecile or moron. **w. sight**, asthenopia.

wean (wēn) [A.S. *wenian*.] To take from the breast, to deprive permanently of breast milk and nourish with other food.

weaning. Taking from the breast, ab lactation. **w. braah**, a diarrhea sometimes occurring in a child when nourishment by other food than breast-milk is begun.

weasand (we'zand) [A.S. *wasend*.] The trachea.

weavers' bott'om. A condition of similar nature to housemaid's knee, consisting in chronic inflammation of the ischiatic bursa (bursa ischiadica) due to ill-directed pressure.

web [A.S.] A tissue, a membrane, tela.* **w. eye**, pterygium. **webbed finger's**, a form of syndactylism in which two or more of the fingers are not fused, but are joined by a fold of skin. **webbed penis**, penis palmatus. **webbed toes**, a condition, similar to webbed fingers, affecting the toes.

weber (web'er or va'ber) [after Wilhelm Weber, German physicist, 1804-1891.] 1. Ampère. 2. Coulomb. The term is seldom, if ever, now used.

Weber's cor'puscle (va'ber) [Ernst Heinrich Weber, German anatomist and physiologist, 1795-1878.] **W.'s organ.** **W.'s exper'iment**, if the peripheral end of the divided vagus nerve is irritated the heart is arrested in diastole. **W.'s glands**, muciparous glands at the border of the tongue on either side posteriorly. **W.'s law**, (1) when the strength of the stimulus varies in geometric progression, the response will vary in arithmetical progression. (2) Fechner's* law. **W.'s or'gan**, utriculus prostaticus. **W.'s par'adox**, if a muscle is loaded beyond its power to contract it may elongate. **W.'s syn'drome**, paralysis of the oculomotor on the side of the lesion and that of the extremities and of the facialis and hypoglossus on the opposite side; indications of a lesion in the lower and internal part of a cerebral peduncle. **W.'s test** for indican; the suspected urine is heated with an equal amount of hydrochloric acid, and when it is cool ether is added and the mixture is shaken; if indican is present the fluid will have a reddish

hue, the foam being bluish. See also *Friedrich Eugen Weber*.*

Weber's douche (va'ber) [Friedrich Eugen Weber, German otologist, 1832-1891.] **Nasal douche** **W.'s test**, the application of a vibrating tuning-fork to one of several points in the midline of the skull or face, to ascertain in which ear the sound is heard, best by bone conduction, that ear being the affected one if the sound-conducting apparatus (middle ear) is at fault (**positive test**), but the normal one if the sound-perceiving apparatus (inner ear) is diseased (**negative test**).

Webster's dinner-pill. Lady Webster's dinner pill. **pilula* aloes et mastiche**s.

Webster's opera'tion [John Clarence Webster, Chicago gynecologist, *1863.] Correction of retro-displacement of the uterus by passing the round ligaments through the perforated broad ligaments and stitching them to the back of the uterus.

wedge [A.S. *weeg*.] A solid body having the shape of an acute-angled triangular prism. **w. of division**, one of the tigroid masses located at the point where a dendrite divides into two branches. **weed.** In veterinary practice, a synonym of lymphangitis.

Weeks' bacill'us. Koch*-Weeks bacillus.

weep'ing [A.S. *weopan*, to wail.] 1. Shedding tears. 2. Dripping, moist. **w. ec'zema**, **eczema* vesiculolum**. **w. sinew**, ganglion (3).

Wegner's disease (veg'ner) [Friedericus Rudolph Georgius Wegner, German pathologist, *1843.] Separation of the epiphyses through osteochondritic processes, in infants with hereditary syphilis. **W.'s sign**, broadening, roughening, and discoloration of the epiphyseal line, observed post mortem in infants dead of hereditary syphilis.

Wehnelt's interrupt'er (va'nelt) [Arthur Wehnelt, German physicist, *1871.] An appliance making extremely rapid interruptions in the electric current.

Weichselbaum's coc'cus (vik'h'zel-bowm) [Anton Weichselbaum, Viennese pathologist, *1843.] *Diplococcus intracellularis meningitidis*.

Weidel's reac'tion (vi'del). Showing the presence of xanthin bodies; a solution of the suspected substance in chlorine water with a little nitric acid is evaporated in a water-bath, and then exposed to the vapor of ammonia; the presence of the xanthin bodies is shown by a red or purple color. **W.'s test**, for uric acid, murexide* test.

Weigert's law (vi'gert) [Karl Weigert, German pathologist, 1843-1905.] The destruction of a part, in the organic world, is followed by reproduction in excess, as shown, for example, in the overproduction of callus after a bone fracture, or (hypothetically) in the formation of antitoxin by the production in excess of receptors to replace those rendered useless by the anchoring of the toxin molecule. **W.'s stains**, (1) *elastin*: a solution of fuchsin, resorcin, and chloride of iron stains elastic fibers blue-black; (2) *fibrin*: stain in concentrated anilin-water gentian violet solution, wash, dip in iodine-potassium iodide solution, decolorize in aniline oil and xylol; the fibrin is stained a dark blue; (3) *myelin*: stained with chloride of iron and hematoxylin a deep blue, degenerated portions taking a light yellowish color; (4) *neuroglia*: a complicated process in which the final treatment is like that for staining fibrin; neuroglia and nuclei stain blue; (5) *copper hematoxylin*, a stain especially for the nervous tissues: I. copper solution: a saturated aqueous solution of copper acetate; II. hematoxylin solution: hematoxylin crystals 2, 95 per cent. alcohol

20, distilled water 80; III. iron solution: potassium ferricyanide 25, borax 20, water 2000.

weight (wät) [A.S. *gewiht*.] The pull toward the center of the earth of a body at its surface; the force of gravity acting upon a mass. See *Tables of Weights and Measures* in the Appendix.

atomic w., the weight of an atom of any element as compared with the weight of an atom of hydrogen, the latter being taken as 1; according to the international system of atomic weights adopted in 1910, the comparison is made with oxygen, the weight of the latter being 16; see the *Table of Elements* (in the Appendix) in which the atomic weights according to both systems are given.

molecular w., the weight of a molecule of any substance expressed in multiples of the weight of an atom of hydrogen, the latter being taken as 1.

Weill's disease* (vll) [Adolf Weill, German physician, *1848.] Acute febrile jaundice; a disease, probably a specific infection, characterized by fever, jaundice, albuminuria, muscular pains, and enlargement of the liver and spleen; icterus febrilis, infectious jaundice, typhus biliosus nostras.

W.'s syndrome, neuromuscular hemihyperaesthesia, associated with other disorders of central and peripheral sensibility, said to occur frequently in the tuberculous.

Weill's test (vll) [Richard Weill, New York physician, contemporary.] For syphilis; an emulsion, in 0.9 per cent. sodium chloride solution, of washed red blood cells is mixed with a solution of dried cobra venom; in the case of blood drawn from a healthy person hemolysis occurs, but not if the person from whom the blood is drawn is syphilitic.

Weilbach, Germany (vll'bahkh). Alkaline-saline and sulphurous waters. Cold. Two springs. Used by drinking and bathing in catarrh of the respiratory organs, obesity, gout, gastroenteric catarrh, renal disorders, metallic toxemia, and syphilis. May 1 to September 30.

Weill's sign (vll) [Edmond Weill, French physician, contemporary.] Diminished excursion of the chest in the subclavicular region, on the affected side, in cases of grave pneumonia.

Weinstein's test [Julius William Weinstein, New York physician, contemporary.] Tryptophan* test.

Weir's operation (wër) [Robert Fulton Weir, New York surgeon, *1838.] Appendicostomy.

Weir-Mitchell's disease* [Silas Weir Mitchell, American neurologist, 1830-1914.] Erythromelalgia. **W.-M.'s symp'tom**, causalgia. **W.-M. treatment**, rest in bed, isolation, and a nourishing diet in the treatment of certain neuroses and psychoses.

Weisbach's angle (vis'bahkh) [Albin Weisbach, Vienna anthropologist, 19th century.] A craniometrical angle formed by the junction, at the alveolar point, of lines passing from the basion and from the middle of the frontonasal suture.

Weismann's theory (vis'mahn) [August Friedrich Leopold Weismann, German biologist, *1834.] Weismannism; the theory that the vehicle of inheritance is the germ-plasm, transmitted from one generation to another, and that modifications in the offspring can be effected only by the mingling of the germ-plasm of the parents; acquired characters, which affect only the somatic cells, are never transmitted since the somatic cells are mortal and perish with the individual, only the germ cells passing down the succeeding generations and transmitting the inheritance.

Weiss's reflex (vis) [Leopold Weiss, Berlin oculist, *1849.] A bowed light reflex seen in the retina

to the inner, nasal, side of the papilla; regarded as a sign of myopia.

Weiss's sign (vis) [Nathan Weiss, German physician, 19th century.] Facialis phenomenon.*

Weiss's stain (vis) [Leonhard Weiss, German physician, contemporary.] A combined stain for both acid-fast and non-acid-fast microorganisms; keep for 24 hours in methyl violet solution 25, carbol fuchsin 75, then in Lugol's solution 10 minutes, in 5 per cent. nitric acid 1 minute, in 3 per cent. hydrochloric acid 10 seconds, and in acetone alcohol until no more color comes off; then dry with filter paper and stain for 1 minute in 10 per cent. Bismarck brown.

Weissenburg, Switzerland (vis'en-boorg). Earthy waters, 80° F. Used by drinking in respiratory affections. May 15 to September 30.

Weiss's test (vis) [Moriz Weiss, German physician, contemporary.] A specimen of urine is diluted with 2 parts of water, and 3 drops of a 1:1000 aqueous solution of potassium permanganate added; after shaking, a positive reaction is marked by a golden or greenish yellow color; said to indicate tuberculosis in an advanced stage.

Weithbrecht's cartilage (vit'brekht) [Josias Weithbrecht, German anatomist in St. Petersburg, 1702-1747.] The interarticular fibrocartilage of the acromioclavicular joint. **W.'s cord**, **W.'s ligament** (2). **W.'s foramen**, an opening in the capsular ligament of the shoulder-joint, communicating with a bursa beneath the tendon of the subscapularis muscle. **W.'s ligament**, (1) the sphenomaxillary ligament; (2) a thin fibrous band attached to the coronoid process of the ulna and the upper part of the anterior surface of the radius.

Welander's method (va'lahn-der) [Edvard Welander, Stockholm physician, *1846.] Inunction treatment for syphilis by the application of a flannel jacket spread with gray ointment.

Welch's bacillus [William Henry Welch, Baltimore pathologist, *1850.] *Bacillus aerogenes capsulatus*. **W.'s method**, a method of demonstrating the capsules of microorganisms; apply glacial acetic acid for a few seconds; draw off and add aniline-water gentian violet solution; then wash in 1 or 2 per cent. sodium chloride solution.

well [A.S.] In good health.

well-being. A condition of conscious mental and physical health, giving comfort and satisfaction.

Wells's facies [Sir Thomas Spencer Wells, English gynecologist, 1818-1897.] Facies ovarica.

wen [A.S.] A sebaceous cyst, especially one occurring on the scalp. **explosive w.**, a sebaceous cyst which becomes inflamed and then assumes a malignant character.

Wender's test (ven'der) [Neumann Wender, Austrian pharmaceutical chemist, 19th century.] For sugar in the urine: the suspected fluid is heated with a solution of methylene blue made alkaline with caustic potassa; if sugar is present, it will decolorize the solution.

Wenzell's test (vent'sel) [William Theodore Wenzell, American physician of German birth, *1829.] For strychnine, which gives a color reaction on the addition of a few drops of a solution of 1 part of potassium permanganate in 2000 parts of concentrated sulphuric acid.

Weppen's test (vep'en). A test for morphine, the presence of which in a solution is indicated by a red color after the addition successively of sugar, sulphuric acid, and bromine.

Werdnig-Hoffmann type (verd'nig-hof'mahn) [Werdnig, German neurologist; Ernst Hoffmann, Ger-

man neurologist, *1868.] An infantile form of muscular atrophy or myopathy, beginning in the early years of life and terminating fatally in from one to four years.

Werlhoff's disease' (verl'hof) [Paul Gottlieb Werlhoff, German physician, 1699-1767.] Purpura hæmorrhagica.

Wernicke's comm'issure (ver'na-kink) [Friedrich Christian Gregor Wernicke, German anatomist, 1798-1835.] The decussation of the brachia conjunctiva before their entrance into the red nucleus of the teg. tentum.

Wernicke's apha'sia (ver'ne-keh) [Karl Wernicke, German neurologist, 1848-1905.] Temporo-parietal aphasia; alexia, agraphia, difficulty in understanding what is said, and incoherence, but with retention of the power of articulation; in Broca's aphasia the latter is lost. **W.'s a'rea**, an area comprising the supramarginal and angular gyri and the bases of the first and second temporal convolutions, where Marie locates the speech center. **W.'s center**, sensory speech center, the center for understanding the spoken word, located in the first temporal convolution and in the supramarginal gyrus on the left side. **W.'s disease'**, acute hemorrhagic polienccephalitis. **W.'s fibers**, a compact mass of fibers enveloping the external portion of the pulvinar and geniculate body. **W.'s field**, **W.'s area**. **W.'s radia'tion**, radiatio occipitohthalmica. **W.'s reac'tion**, in hemianopsia from disease of the centers in the thalamus and corpora quadrigemina; it consists in loss of the light reflex when the light is thrown on the blind side of the retina, with preservation of the same when the light strikes the sensitive side. **W.'s region**, **W.'s area**. **W.'s sign**, **W.'s reaction**. **W.'s syndrome**, presbyoprenia.

Wertheim's ointment (vert'him) [Gustav Wertheim, Vienna physician, 1822-1888.] An ointment for chloasma made of ammoniated mercury and bismuth each 2 drachms, in glycerin ointment, 1 ounce.

Wertheim's operation (vert'him) [Ernst Wertheim, Viennese gynecologist, *1864.] A multiple plastic operation for procidentia uteri, consisting in amputation of the cervix, vaginofixation of the uterus so as to support the bladder, anterior and posterior colporrhaphy, perineauxesis, and sometimes partial salpingectomy.

West Baden Springs, Indiana. Alkaline-saline-chalybeate-calcic waters containing several gases—carbonic acid, sulphureted hydrogen, oxygen, and nitrogen.

Westberg's disease' (vest'berg) [Friedrich Westberg, German physician, 19th century.] White spot disease, the occurrence of a number of white or atrophied spots on the skin, probably morphea alba or atrophica. **W.'s space**, the space surrounding the origin of the aorta which is invested with the pericardium.

Westphal's contrac'tion (vest'fahl) [Karl Friedrich Otto Westphal, German neurologist, 1833-1890.] Contraction of the tibialis anterior muscle and its synergists on passive dorsal flexion of the foot. **W.'s neuro'sis**, pseudosclerosis (?). **W.'s nu'cleus**, a small bulbar nucleus, above and posterior to the nucleus of the pathetic (4th cranial) nerve. **W.'s pu'pillary re'flex**, paradoxical pupil phenomenon.* **W.'s sign**, abolition of the patellar reflex. **W.'s zone**, an area in the posterior column of the spinal cord in the lumbar region, the center of the patellar reflex.

Westphal-Erb sign. Westphal's* sign.

Westphal-Pilcz phenom'enon (vest'fahl-pilcz) [Alexander Karl Otto Westphal, German neurologist, *1863; Alexander Pilcz, Austrian neurologist, *1871.] Paradoxical pupil phenomenon.*

West Springs, South Carolina. Alkaline-saline-calcic waters, 62° F. Several springs. Used in dyspepsia, diarrhea, and chronic catarrhal conditions of the genitourinary passages.

wet-brain. Serous meningitis* (?).

wet-cup. A cupping glass held to the skin after scarification.

wet-dream. A nocturnal seminal emission accompanying a lascivious dream.

Wet'emis Mineral Springs, Washington. Several springs. Used in gastric diseases and rheumatism. May 1 to October 15.

wet-nurse. A nursing woman who gives suck regularly to the child of another.

wet-pack. Wrapping in a sheet wet with cold or hot water and covered with blankets.

wet-scald. An eczematous skin eruption in sheep.

wet-tett'er. Weeping eczema, eczema* vesicul-sum.

Wetzel's test (vet'sel) [Georg Wetzel, German physician, *1871.] For carbon monoxide in the blood the blood is diluted with four volumes of water and then with three volumes of a 1 per cent. solution of tannin; the presence of carbon monoxide is indicated by a carmine tint, its absence by a gray color.

Weyl's test' (vil) [Theodor Weyl, German chemist, 1851-1913.] For creatinin: to the suspected solution are added a dilute solution of sodium nitroprusside and a few drops of a dilute solution of caustic soda; a ruby color is produced which on the further addition of acetic acid, the fluid being warmed, will change to yellow and blue.

Wharton's duct [Thomas Wharton, English anatomist, 1670-1673.] Ductus submaxillaris. **W.'s jelly**, the mucoid connective tissue forming the basic substance of the umbilical cord.

wheel (hwél) [A.S. *hwéle*.] An acute circumscribed elevation of the skin, of varying shape according to the cause, due to edema of the cutis vera; the surface is whitish or pinkish and the lesion is surrounded by a pink area. The lesion occurs as a result of irritation (blow of a whip, bite of an insect or as the characteristic eruption of urticaria.

Wheatstone's bridge [Charles Wheatstone, English physicist, 1802-1875.] An apparatus for determining the electrical resistance of a substance. the current flows along two divergent conductors which subsequently come together again, and which in the middle are joined by a cross-bar, the "bridge," in the center of which is a galvanometer.

Wheel/house's operation [Claudius Galen Wheelhouse, English surgeon, 19th century.] External urethrotomy.

wheeze [A.S. *hwisan*.] 1. To breathe with difficulty and noisily. 2. The sound made by air passing through the fauces and glottis in difficult breathing, a puffing.

whelk [from *wheel*.] A wheal; a pustule; a tubercle or nodule on the face, ionthus.

wheatstone crys'tals. Xanthin crystals in the urine.

whetle-bone (hwet-l-bôn). A vertebra.

whew [A.S. *hwag*.] Milk serum, serum lactis, the watery part of milk remaining after the separation of the casein. **alum w.**, **w** produced by curdling milk by means of powdered alum. **w**, cure, the treatment of disease by the use of whey internally and by bathing.

whiff. A slight inhalation or exhalation of air, a puff. **oral w.**, Drummond's sign.

whip'worm. *Trichocephalus trichiurus.*

whirl'bone. 1. Patella. 2. The rounded head of the femur or of the humerus.

whis'key, whis'ky [Gael. *usquebaugh*, water of life.] Spiritus frumenti (U.S.) strong alcoholic liquor made from barley, Indian corn, or rye.

whis'per [A.S. *hwisprian.*] 1. To speak without phonation. 2. The sound heard on auscultation of the chest when the subject whispers; called also *whispering*, *whispering* and *whispering resonance*. *whispered bronchoph'ony*, a hollow reverberating sound heard in auscultating over a bronchus through solid or compressed lung tissue.

whistle (hwis'tl) [A.S. *hwistle.*] 1. A sharp shrill sound made by forcing air through a narrow opening. 2. An instrument for producing a whistle. Galton's w., see *Galton*.

white [A.S. *hwit.*] The color resulting from the perfect commingling of all the rays of the spectrum without absorption of any; the color of chalk or of snow. w. *ar'senic*, arsenic trioxidum w. *at'rophy*, see *atrophy*. w. *blood-cell*, leucocyte w. *com'missure*, commissura anterior alba [BNA]. w. *cor'puscle*, leucocyte. w. *in'farct*, pale infarct.* w. *kidney*, large white kidney.* w. *lead*, plumbi carbonas. w. *lep'rosy*, see *macular leprosy*.* w. *line*, a white streak, lasting several minutes, following the drawing of a pen-holder or the finger over the skin, occurring in certain cases of degeneration of the suprarenal glands. w. *of egg*, albumen. w. *of the eye*, the visible portion of the sclerotic. w. *plague*, pulmonary tuberculosis. w. *pneumo'nia*, a catarrhal pneumonia occurring in congenital syphilis, in which the lungs appear light colored post mortem. w. *pox*, see *whitepox*. w. *precip'itate*, hydrargyrum ammoniatum. w. *substance* of the brain and spinal cord, substantia alba. w. *swelling*, tuberculous arthritis of the knee-joint. w. *thrombus*, an antemortem heart clot. w. *vit'riol*, zinci sulphas. w. *wax*, cera alba.

White's disease [James C. White, Boston dermatologist, *1833.] Darier's disease, keratosis* follicularis.

White'head's opera'tion [Walter Whitehead, English surgeon, 1840-1913.] Excision of hemorrhoids by two circular incisions above and below the tumors in the mucous membrane just inside the sphincter.

white'pox. A disease resembling varioloid, but apparently distinct from it, occurring alike in the vaccinated and the unvaccinated; the symptoms are those of smallpox, but usually mild; the eruption is often profuse, even confluent, on the face, but leaves no permanent scarring; ordinary vaccination will not take until about six months after an attack of whitepox. The disease is found chiefly on the west coast of Africa and in Brazil.

whites. Leucorrhœa.

white-spot disease*. Westberg's* disease.

White Sulphur Springs, Louisiana. Four springs. Used in rheumatism, Bright's disease, dyspepsia, and general debility.

White Sulphur Springs, Montana. Alkaline-saline waters, 95° F. to 125° F. Used by drinking and bathing in diseases of the skin and liver, and syphilis.

whit'low. Paronychia, panaris, felon, suppurative inflammation of the structures in the distal phalanx of the finger; it may be superficial, involving the parts about the nail, or deep-seated, involving the bone and periosteum. *melanot'ic*

w., a melanotic or pigmented sarcoma of the skin, beginning at the border of the nail. *painless w.*, Morvan's* disease.

whoop. The sonorous inspiration with which the paroxysm of coughing terminates in pertussis.

whooping-cough (hoop'ing-kawf). Pertussis, tussis convulsiva; an acute infectious disease marked by recurrent attacks of spasmodic coughing continued until the breath is exhausted, then ending with a deep noisy inspiration; the lesion, other than those caused by the violent cough, is a catarrh of the respiratory passages.

whorl (hwurl). 1. A turn of the spiral cochlea of the ear. 2. The spiral twist of muscular fibers at the apex of the heart; vortex. 3. A turn of a turbinate bone. 4. A verticil.

whorled (hwurld). Marked by whorls, turbinate, convoluted, verticillate.

Whytt's disease* [Robert Whytt, Scottish physician, 1714-1766.] Tuberculous basilar meningitis.

Wichmann's asthma (vikh'mahn) [Johann Ernst Wichmann, German physician, 1740-1802.] Millar's asthma, Kopp's asthma, laryngismus* stridulus.

Wickersheimer's fluid (vik'ers-hi-mer) [J. Wickersheimer, conservator of the Berlin anatomical museum, contemporary.] A fluid for the preservation of anatomical specimens; alum 100, sodium chloride 25, potassium nitrate 12, potassa 60, arsenous acid 10, in boiling water 3000; filter and to 10 volumes of the fluid add 4 volumes of glycerin and 1 of methyl alcohol.

Widal's reac'tion (ve-dal') [Fernand Widal, Parisian physician, *1862.] A diagnostic method in cholera, typhoid fever, and other infectious diseases, founded upon the agglutinating action of the patient's serum upon the specific germ of the disease; called also Gruber's, Gruber-Durham, or Gruber-Widal reaction; a drop of bouillon culture of typhoid bacilli is added to a drop of a dilute mixture in saline solution of the blood-serum of the sufferer from the suspected disease; if the disease is typhoid fever, the bacilli in the bouillon culture will be seen under the microscope to become motionless and grouped together in small masses or clumps. **W.'s syndrome**, acquired hemolytic icterioanemia, an affection characterized by jaundice and anemia accompanied by urobilinuria, enlargement of the spleen, and fragility of the red blood-corpuscles.

Widmer's sign. In appendicitis the temperature is higher in the right axilla than it is in the left.

Wiesbaden, Germany (vës'bah-den). Saline waters containing carbonic acid, 100° F. to 156° F. Many springs. Used by drinking and bathing in the uric-acid diathesis, scrofula, rheumatism, paralysis, indigestion, sciatica, catarrhal conditions of the mucous membranes, gout, neuralgia, paralysis, bone diseases, skin diseases, syphilis, and diseases of women. The entire year.

Wilbur Springs, California. Saline-sulphureted waters. Hot.

Wildbad, Germany (vilt'-baht). Indifferent thermal waters, 92° F. to 104° F. Numerous springs. Used by drinking and bathing in stiff joints, gout, rheumatoid arthritis, rheumatism, neuralgia, paralysis, scrofula, rickets, bronchial catarrh, urinary diseases, prolonged convalescence, nervous disorders, skin diseases, gynecological affections, and general debility. May 1 to September 30.

Wilde's cords (wld) [Sir William Robert Willis Wilde, Dublin oculist and aurist, 1815-1876.]

- Transverse markings on the corpus callosum. **W.'s incision**, an incision parallel to the pinna of the ear and about half an inch behind it, made to relieve tension in mastoid periostitis. **W.'s triangle**, Politzer's* luminous cone.
- Wilder's quadrant** (wīl'der) [Burt Green Wilder, American anatomist, *1841.] A small area on the ventral surface of the cerebral peduncle in the cat.
- Wildermuth's ear** (vil'der-moot) [Hermann A. Wildermuth, German psychiatrist, *1852.] An ear in which the helix is turned backward and the anthelix is prominent.
- Wildungen**, Germany (vil'doong-en). Alkaline waters containing iron and carbonic acid gas. Cold. Three principal springs. Used by drinking and bathing in affections of the urinary organs, anemia, digestive disturbances, and tendency to bronchitis. May 10 to September 25.
- Willhoit's Soda Springs**, Oregon. Alkaline-saline-chalybeate waters, containing carbonic acid gas, 35° F. Seven springs. Used by drinking for the diuretic, laxative, tonic, and reconstructive effects.
- Wilkinson's ointment or salve** [J. H. Wilkinson, English physician, 19th century.] Unguentum sulphuris compositum (N.F.).
- Wilks's disease** [Sir Samuel Wilks, London physician, 1824-1911.] Chronic parenchymatous nephritis. **W.'s kidney**, large white kidney.*
- will [A.S. willa]**. Inclination, purpose, volition.
- Willan's lepra** [Robert Willan, English physician, 1757-1812.] Psoriasis circinata. **W.'s lupus**, lupus vulgaris, especially of the cheek.
- Willard's disease**. Lupus vulgaris.
- Williams's sign** [Charles Williams, London physician, 1838-1889.] Diminished descent of the diaphragm on the affected side in pulmonary tuberculosis. **W.'s tra'cheal res'onance or tra'cheal tone**, a subclavicular tympanic resonance, of higher pitch when the mouth is open, occurring in cases of compression of the lung with an abundant pleural effusion.
- Williamson's test** [Richard Thomas Williamson, English physician, contemporary.] To a mixture of 20 c.c. blood and 40 c.c. water, are added 1 c.c. of a 1:6000 methylene blue solution and 40 c.c. of a 6 per cent. solution of caustic potassa; after three minutes in a water bath, if the blood is that of a diabetic it will assume a greenish yellow color.
- Willis's arteries** [Thomas Willis, English anatomist, 1621-1675.] The anterior and posterior communicating arteries in the brain which with the anterior and posterior cerebral, the basilar, and the anterior carotid arteries form **W.'s circle**. **W.'s centrum nervo'sum**, ganglion coeliacum. **W.'s circle**, circulus* arteriosus. **W.'s cords**, several fibrous cords crossing the superior longitudinal sinus. **W.'s disease**, diabetes mellitus. **W.'s glands**, corpora albicantia. **W.'s nerve**, spinal accessory nerve or eleventh cranial nerve. **W.'s ophthal'mic branch**, the ophthalmic division of the trigeminal nerve. **W.'s pan'creas**, pancreas minus. **W.'s paracu'sis**, better hearing in the midst of noise than in quiet. **W.'s prepara'tion of steel**, tartarated iron made from equal parts of iron filings and crude tartar moistened with water and mixed in an earthen vessel.
- willow** [A.S. welig.] A tree of the genus *Salix*, from the bark of several species of which, especially *S. fragilis*, salicin is obtained; see *salix*.
- Wilms's meth'od** (vilms) [Wilms, Swiss surgeon.] Perineal prostatectomy through a lateral incision.
- W.'s operation**, resection of the ribs anteriorly and posteriorly so that the chest may be flattened and the lungs compressed by the sinking in of the chest wall; it is resorted to in certain cases of pulmonary tuberculosis.
- Wilson's disease** [Samuel Alex. Kinnear Wilson, English physician, contemporary.] Progressive degeneration of the lenticular nucleus, occurring as a familial disease associated with cirrhosis of the liver.
- Wilson's disease** [Sir James Erasmus Wilson, English physician, 1809-1884.] Extensive dermatitis associated with cirrhosis of the liver. **W.'s ointment or salve**, a 10 per cent. zinc oxide ointment.
- Wilson's muscle** [James Wilson, English surgeon, 19th century.] 1. Sphincter urethrae membranaceae, the anterior fiber of the constrictor urethrae muscle. 2. Certain fibers of the levator ani muscle.
- Wilson-Brocq disease**. Wilson's* disease.
- Winckel's disease** (ving'kel) [Franz C. L. W. von Winckel, German obstetrician, 1837-1919.] A rapidly fatal disease of the newborn, marked by cyanosis, jaundice, hemoglobinuria, various hemorrhages, and fatty degeneration of the heart and liver.
- Winckler's reaction** (vink'ler). The addition of a few drops of a 5 per cent. alcoholic solution of alphanaphthol, containing $\frac{1}{2}$ to 1 per cent. glucose, to an equal amount of filtered gastric juice will give a purplish color on heating if free hydrochloric acid is present.
- wind'age**. Wind-contusion, injury of an internal organ caused by a large missile, which produces no lesion of the skin; the injury is due to the compression of the air by the ball or to the fact that the missile does actually strike a glancing blow.
- wind'-broken**. Heaving, asthmatic, said of a horse.
- wind-contu'sion**. Windage.
- wind'-dropey**. Subcutaneous emphysema or emphysema.
- wind'gall**. A soft, pulpy swelling in the neighborhood of the fetlock-joint of the horse, varying in size from a pinhead to a large hen's egg.
- wind'lass**. Spanish windlass, garrote tourniquet*.
- wind'ow**. Fenestra. **w. resec'tion**, submaxillary resection; removal of a projecting portion of the nasal septum, first dissecting back a flap of mucous membrane, and replacing the same after the operation.
- wind'pipe**. Trachea.
- wind'puffs**. An affection of horses marked by a collection of synovial fluid between the tendons of the legs, particularly just above the fetlock-joint, the prominence appearing on both sides of the tendon. The condition is most common in hard-worked animals and may end in lameness.
- wind'stroke**. Spinal paralysis in the horse.
- wind'-sucking**. Cribbing in horses.
- wine** [L. vinum.] 1. The fermented juice of the grape, the fruit of *Vitis vinifera*. 2. In pharmacy, vinum,* a solution or extract of a medicinal substance in wine—usually white wine; for the official wines, see *vinum*. **high w.**, the strong spirit obtained by rectification or redistillation of low wine in making whiskey. **low w.**, the first, weak, distillate obtained from the mash in the process of making whiskey. **oil of w.**, (C₂H₅)₂SO₄, ethyl sulphate. **red w.**, vinum gallicum, vinum rubrum (U.S.). **white w.**, vinum album (U.S.).
- wine'glass**. A small glass used for wine, containing about 2 fluidounces.

wing. 1. The forelimb of a bird 2. In anatomy a wing-shaped part, ala.*

Winiwarter's operation (ve-ne-va'rter) [Alexander von Winiwarter, German surgeon, *1848.] Cholecystenterostomy performed in two stages: (1) the establishment of adhesions between the gall-bladder and the intestine, and (2) when these are firm, the formation of an opening between the two.

wink [A.S. *wincian*, to close and open the eyes rapidly, an involuntary action by which the tears are spread over the cornea, keeping it moist.]

wink'er. An eyelash.

wink'ing-spasm. Nictitating spasm.*

Winslow's foramen [Jacob Benignus Winslow, Danish anatomist resident in Paris, 1669-1760.] Foramen* epiploicum, the small orifice of communication between the lesser and the greater peritoneal cavities. **W.'s ligament**, ligamentum posticum Winslowii, a fasciculus forming part of the posterior ligament of the knee-joint (ligamentum popliteum obliquum), running from the tendon of the semimembranosus to the back part of the outer condyle of the femur. **W.'s pancreas**, lesser pancreas, processus* uncinatus. (2) **W.'s pouch**, gastrohepatic omentum. **W.'s stars**, capillary whorls in the lamina choriocapillaris, from which arise the venae vorticosae.

wint'ers, Winter's bark. The bark of *Drimys winteri*, a dwarf tree growing at the southern extremity of South America and further north in the Andes; employed as a digestive tonic in doses of gr. 20-30 (1.3-2.0).

wint'ergreen. Gaultheria.

Winteritz's pulpit (vin'ter-nits) [Wilhelm Winteritz, Viennese physician and hydrotherapist, *1835.] A pulpit-like arrangement used in giving hot or cold needle douches. **W.'s sound**, a double-current catheter in which water at any desired temperature circulates. **W.'s test**, Heichelheim's test iodipin* test.

Wintrich's sign (vin'trikh) [Anton Wintrich, German physician, 1812-1882.] The tympanitic resonance on percussion over a pulmonary cavity, or in case of pneumothorax; if the cavity communicates with a bronchus, it is higher in pitch when the patient's mouth is open than when it is closed.

wiring (wir'ing). Fastening together the ends of a broken bone by wire sutures.

Wirsung's canal* or duct (vër'soong) [Johann Georg Wirsung, German anatomist in Padua, *1643.] The pancreatic duct, draining the entire length of the pancreas and joining the common bile-duct to empty into the duodenum.

wiry (wir'i). Resembling or having the feel of a wire; filiform and hard, noting a variety of pulse. **wisdom-tooth.** Dens sapientis, dens* serotinus [BNA].

wis'mol [Ger. *wismut*, bismuth.] Trade name of an antiseptic drying powder.

witchha'zel. Hamamelis.

witch-milk. A secretion of colostrum-like milk sometimes occurring in the mammary glands of newborn infants of either sex.

Witha'nia. A genus of plants of the order *Solanaceae*, several species of which contain mydriatic alkaloids, similar to atropine.

with'ers [A.S. *withor*, against.] The ridge on a horse's back between the shoulders at the termination of the mane.

Witte's peptone (vit'tehz pep'tōn). A commercial product consisting of a mixture of albumoses or

related substances, derived by peptic digestion from fibrin.

Wittkind, Germany (vit'eh-kint). Saline waters. Used by drinking and bathing in rheumatism, cardiac and nervous diseases, diseases of women, and obesity. May 1 to October 1.

Witt'er's Mineral Springs, California. Saline-chalybeate-carbonated-sulphureted waters. Cold. Various springs. Used by drinking and bathing in liver, intestinal, and kidney affections.

Witz's test. For hydrochloric acid in the gastric juice; a solution of methyl violet (1:40) will be changed from violet to blue and green on the addition of gastric juice containing free hydrochloric acid.

witzelsucht (vit'sel-zukht) [Ger. *witzeln*, to affect wit, + *sucht*, mania.] A morbid tendency to pun, make poor jokes, and tell pointless stories, while being oneself inordinately entertained thereby.

Wladimiroff operation (vlah-de'me-rawf). Mikulicz*-Vladimiroff operation.

Woelde's tri'angle (vél'deh). Politzer's luminous cone.

Woelfler's opera'tion (vèlf'ler) [Anton Woelfler, Prague surgeon, *1850.] Anterior gastroenterostomy. **W.'s sign**, in cases of hourglass stomach fluids quickly disappear, but on lavage later one obtains food remains and the washwater is foul and discolored.

Wohlgemuth's test (völ'gē-moot) [Julius Wohlgemuth, German physician, contemporary.] A test for renal adequacy based on the fact that normal renal tissue excretes a diastatic enzyme, which fails in proportion as the parenchyma of the kidney is diseased. The urine is treated with a solution of soluble starch, 1:1000; and after exposure in the incubator to allow a digestive reaction, the fluid is tested with iodine to determine the degree of starch hydrolysis.

Woillez's disease* (vwā-la') [Eugène Joseph Woillez, Parisian physician, 1811-1882.] Acute, apparently idiopathic, pulmonary congestion running the course of a mild croupous pneumonia.

Wolfe's meth'od [John Reisberg Wolfe, Glasgow ophthalmologist, 19th century.] Treatment of ectropion by incision and the insertion of a large graft, the entire thickness of the skin but without any subcutaneous fat.

Wolfer's Mineral Spring, Oregon. The waters contain calcium and magnesium carbonate, sodium and potassium chloride, silica, iron oxide, and alumina. Used by drinking for the tonic and laxative properties.

Wolff-Eisner reaction (volf-iz'ner) [Alfred Wolff-Eisner, Berlin physician, contemporary.] Ophthalmoreaction, conjunctival* reaction.

Wolff'ian. Relating to or described by one of the name Wolff, specifically Kaspar Friedrich Wolff. St. Petersburg embryologist born in Germany, 1733-1794. **W. body**, mesonephros, a transitory paired organ in the fetus, one on either side of the spinal column, composed of convoluted tubules opening into a duct discharging into the cloaca; it persists in the male as the epididymis, in the female as the parovarium. **W. duct**, a canal in the embryo connecting the coelom and the cloaca, forming later the duct of the mesonephros; in the male it persists as the ductus deferens, in the female it is represented by the rudimentary Gartner's canal. **W. mes'entery**, a membranous fold, developed from the W. body, which enters into the formation of the primitive diaphragm. **W. ridge**, a slight prominence on each side of the

attachment of the primitive mesentery in the embryo which later develops into the W. body or mesonephros.

wolf-grape. *Dulcamara*.

wolfbane. *Aconite*.

wolf's tooth. A supplementary, rudimentary molar tooth of the horse, sometimes appearing in either jaw.

Wollaston's doublet [William Hyde Wollaston, English physician and physicist, 1766-1828.] A combination of two planoconvex lenses in the eyepiece of a microscope designed to correct the chromatic aberration.

womb [A.S. the belly.] Uterus.

womb-stone. 1. A calcified myoma of the uterus. 2. A uterine calculus.

wood-alcohol. Methyl alcohol.*

Woodbridge treatment [John Eliot Woodbridge, American physician, 1845-1901.] A method of treatment of typhoid fever by elimination and intestinal antiseptics; it consists in the administration of small and frequently repeated doses of calomel and various antiseptics.

wood-charcoal. *Carbo ligni*.

wood'en tongue. Actinomycosis of the tongue in cattle.

wood-flour. A fine sawdust used as an absorbent in surgical dressings.

Woodhall Spa, England. Saline waters containing small amounts of bromides and iodides, 56° F. Used by bathing and locally in rheumatism, gout, sciatica, skin diseases, goiter, diseases of women, chronic catarrhal conditions of the mucous membranes, rheumatoid arthritis, hepatic disorders, scrofula, rickets, skin affections, and syphilis. The end of March to the end of October.

wood-naphtha. Wood alcohol, methyl alcohol.*

wood-oil. *Gurjun* balsam, oleoresin* *diptero-carpi*. Chinese' w.-o., Japanese' w.-o., the expressed oil of the nut of *Aleurites cordata*, not employed in medicine.

wood-pulp. Wood-fiber reduced to a pulp and compressed into sheets, employed in the manufacture of paper; it is used also in the making of extemporaneous splints, a sheet of the substance being moistened and moulded to the limb.

wood-sugar. Xylose.

wood-tar. *Pix liquida*.

wood-wool. A specially prepared not compressed, wood-fiber used for surgical dressings.

wool. The hair of the sheep, sometimes, when defatted, used as a surgical dressing.

wool-fat. *Adeps* lanæ*. *hydrous w.-f.*, lanoline, *adeps* lanæ hydrosus*.

Woolner's tip [Thomas Woolner, English sculptor, 1826-1892.] The extremity of the helix of the auricle.

wool-sorter's disease. The pulmonary form of anthrax caused by inhalation of dust laden with *Bacillus anthracis*; the symptoms are often obscure, pointing only to some mild pulmonary infection, but death is common and frequently sudden.

wool'rali, woo'rara, woo'rari. Cigare.

Wootan Wells, Texas. Sulphated-saline-chalybeate waters. Various wells. Used by drinking and bathing in rheumatism, diabetes, nephritis, and affections of the alimentary tract and liver. The entire year.

word-blindness. Inability to recognize written or printed words; text-blindness, alexia, visual aphasia.

word-deafness. Inability to understand spoken words although their sound is heard.

word-salad. A term applied by Forel to the mass of meaningless words uttered by a patient suffering from catatonia.

working-distance. In microscopy, the distance the objective from the object.

worm [A.S. *wyrm*.] 1. In zoology, any member of the invertebrate group or subkingdom *Vermin*. Popularly, any non-vertebrate, cylindrical, legless creature which moves forward by creeping, or vermiform parasitic, eel-like shape, whether cylindrical or flattened. Worms and larvae are also called worms. 2. *Worm anatomy*, any structure resembling a worm, as the middle lobe of the cerebellum. 3. The cartilage in the tongue of a dog. 4. The spiral tube of a still which the vapor is condensed.

Wormian bones [Olaus Worm, Danish anatomist, 1588-1654.] Sutural bones [BNA], episternal bones; small irregularly shaped pieces of bone occasionally found along the lines of the cranial sutures.

Wormley's test [Theodore G. Wormley, American chemist, 1826-1897.] For alkaloids, by treating the solution with picric acid or a dilute potassium-iodide solution, the presence of alkaloids being shown by a color reaction.

Worm-Mueller's formula (*worm-mueller*) [Johannes Worm-Mueller, Norwegian physician, 1834-1901.] Roberts' formula for the quantitative estimation of sugar in the urine.

wormseed. 1. *Santonica*. 2. *Chenopodium*.

wormwood. *Absinthium*.

worm'ted test. A test for color-perception by means of skeins of variously colored worsteds. H. J. Gren's test.

wort [A.S. *wyrt*, a plant.] 1. A suffix in the popular names of many plants, such as liverwort, lungwort, woodwort, etc. 2. An infusion of malt.

Woulfe's bottle [Peter Woulfe, English chemist, *1806.] A bottle with two or three necks, used in a series, connected with tubes, for working wet gases (washing, drying, absorbing, etc.).

wound (*woond* or *wownd*). An injury or traumatism, usually with a solution of continuity. *contused w.*, a bruise, an injury to the soft parts without a break in the skin. *gunshot w.*, *w.* made with a bullet or other missile projected by a firearm. *incised w.*, a clean cut made with a sharp instrument. *lacerated w.*, a tear of the tissues. *open w.*, one in which the affected tissues are freely exposed by an external opening. *penetrating w.*, one that extends into the abdominal or other cavity of the body. *punctured w.*, *w.* made by a narrow pointed instrument. *subcutaneous w.*, one in which there is no opening, only a very small one in the skin.

woundwort. 1. *Solidago virginica*, Aaron's rod, employed in domestic medicine as a vulnerary. 2. *Stachys palustris*, the hedge-nettle, a vulnerary in domestic practice.

wreath (*reth*) [A.S. *wraeth*, a bandage.] *Spencer's daughter w.*, diaster, viewed from the sister-mother *w.*, aster, viewed from the surface.

Wreden's sign (*wra'den*) [Robert Wreden, St. Petersburg ologist, 1837-1893.] The case of a stillborn child a gelatinous mass, more or less completely fills the external sac and meatus.

Wright's blood-stain [James Homer Wright, American pathologist, *1860.] Methylene blue is added to a 0.5 per cent. aqueous solution of sodium bicarbonate, in the proportion of 1 gm. to 10 cc. and heated at 100° C. for an hour; it is then filtered and a 0.1 per cent. aqueous solution of water

soluble eosin is added in the proportion of 5 of the latter to 1 of the methylene blue solution; the precipitate which forms is dried and then dissolved in methyl alcohol in the proportion of 0.1 gm. to 60 c.c. of alcohol, to make the stain. **W.'s solution**, a solution of sodium citrate and sodium chloride, in the proportion of 1 of the former to 2½ of the latter.

Wright's method [Sir Almroth Edward Wright, English bacteriologist, *1861.] The opsonic method.

wrightine (rit'en). *Cocaine*, an alkaloid. $C_{21}H_{21}N_3$, derived from *Polypodium antidysenterica*; a yellowish astringent and anthelmintic powder.

Wrisberg's anastomosis (vriz'berg) [Heinrich August Wrisberg, German anatomist, 1737-1808.]

1. Between W.'s nerve and the intercostobrachialis. 2. Between the greater splanchnic and the right vagus nerves. **W.'s an'sa**, a loop formed by W.'s anastomosis (2) and the right semilunar ganglion. **W.'s cartilage**, cartilago cuneiformis. **W.'s ganglion**, (1) ganglion cardiacum; (2) ganglion semilunare. **W.'s nerve**, (1) nervus cutaneus brachii medialis; (2) nervus intermedius, called also *W.'s pars intermedia*. **W.'s staff**, the prominence of the cuneiform cartilage seen on a laryngoscopic examination. **W.'s tubercle**, tuberculum cuneiforme.

wrist [A.S. wrist-joint, ankle-joint.] The segment of the upper extremity between the forearm and the hand; carpus.

wrist-clo'nus. Rhythmical contractions and relaxations of the muscles of the forearm excited by a forcible passive extension of the hand.

wrist-drop. Paralysis of the extensors of the wrist and fingers from lesion of the musculospiral nerve.

wrist-joint. Radiocarpal articulation, between the radius and the scaphoid, semilunar, and cuneiform bones.

wri'ter's cramp. Mogigraphia, an occupation neurosis affecting chiefly the muscles of the thumb and two adjoining fingers of the right hand

induced by excessive use of the pen; it occurs in one of four main forms—spastic, paralytic, neuralgic, and tremulous.

wri'ting-hand. A contraction of the hand muscles in paralysis agitans, bringing the fingers somewhat in the position of holding a pen.

wryneck (ri-nek'). Torticollis.

Wunderlich's curve (voo'n'der-likh) [Carl Reinhold Wunderlich, German physician, 1815-1867.] The typical fever curve of typhoid fever.

wu'rari. Curare.

wur'ras. Warras.

Wurster's reagent (voor'ster). Filter-paper impregnated with tetramethylparaphenyldiamin, which is turned blue in the presence of ozone.

W.'s test for tyrosine; the substance is dissolved in boiling water and quinone is added; if tyrosine is present a ruby colored reaction takes place, the solution changing to brown after a few hours.

wych-hazel. Witch-hazel, hamamelis.*

Wychia (Droitwich), England. Saline waters.

Used diluted by bathing and internally in muscular rheumatism, sciatica, chronic gout, convalescence, traumatic cases, disorders of women, tabes, chorea, gonorrheal arthritis, and debility. The Summer months.

Wy'eth's operation [John Allan Wy'eth, New York surgeon, *1845.] Bloodless amputation of the hip, hemorrhage being controlled by a strong elastic tube held in place by long needles transfixing the tissues above the joint.

Wy'lie's drain [Walter Gill Wy'lie, New York gynecologist, *1848.] An instrument resembling a stem pessary, with enlarged, but not bulbous, extremity, on the lateral surface of which is a deep longitudinal groove, forming a gutter for drainage of the uterine cavity. **W.'s operation**, intra-abdominal shortening of the round ligaments; each ligament is folded on itself and held by sutures, the opposing surfaces being freshened.

X

X. The Roman numeral 10. In homeopathy, noting the decimal scale of dilutions or potencies; see *potency*.

xanol (zan'ol). Trade name of sodium-caffeine salicylate, recommended as a diuretic and vasomotor tonic.

xanthematin. Xanthematin.

xanthaline (zan'thal-én). An alkaloid, $C_{17}H_{15}N_3O_6$, derived from the mother liquor of morphine.

xanthamide (zan'tham-id). A crystalline body, C_8H_7NSO , derived from xanthic acid.

xanthate (zan'thât). A salt of xanthic acid.

xanthein (zan'the-in) [G. *xanthos*, yellow.] The water-soluble part of the yellow pigment of flowers, the insoluble part being *xanthin*.

xanthelasma [G. *xanthos*, yellow, + *elasma*, a beaten metal plate.] Xanthoma.

xanthelasmoides (zan-the-laz-mo-id'e-ah) [*xanthelasma* + G. *eidos*, resemblance.] Urticaria pigmentosa; a cutaneous disorder of childhood, marked by the occurrence of wheals succeeded by brownish yellow patches or nodules.

xanthematin, **xanthematin** (zan-them'â-tin) [G. *xanthos*, yellow, + *hematin*.] A yellow substance derived from hematin by treating with nitric acid.

xanthic (zan'thik). 1. Yellow, yellowish. 2. Relating to xanthin. **x. acid**, a thiosulphocarbonic-acid ester, an oily liquid with pungent odor. **x. calculus**, a urinary calculus of xanthin. **x. oxide**, xanthin (2).

xanthin (zan'thin) [G. *xanthos*, yellow.] The water-insoluble portion of the coloring matter of yellow flowers, distinguished from *xanthein*. 2. Xanthic oxide, a white substance, $C_8H_4N_4O_3$, occurring in many of the organs and in the urine, and occasionally forming urinary calculi. **x. bases**, alloxuric bases, nitrogenous substances resulting from the cleavage of nucleins.

xanthin. A substance derived from ammonium thionurate by heating the latter.

xanthinoxidase. An oxidase which converts xanthin and hypoxanthin to uric acid.

xanthinuria (zan-thin-u'ri-ah) [*xanthin* + G. *ouron*, urine.] The excretion of abnormally large amounts of xanthin in the urine.

Xanthium (zan'thi-um). A genus of plants of the order *Compositae*, several species of which have been used in medicine. **X. canadense**, cocklebur, clotbar, has been used in the treatment of skin diseases. **X. spinosum**, spicy clotbur, the leaves have been used as a diaphoretic, diuretic, and antiperiodic in doses of gr. 8-15 (0.5-1.0). **X. strumarium**, a species credited with antidotal power to the venom of poisonous insects, and has also been employed as a styptic.

xanthiuria. Xanthinuria.

xanthochroia (zan-tho-kroy'ah) [G. *xanthos*, yellow, + *chroia*, color.] Xanthochromia, xanthopathy, xanthoderma.

xanthochromia (zan-tho-kro'mi-ah) [G. *xanthos*, yellow, + *chroma*, color.] The occurrence of patches of yellow color in the skin, resembling xanthoma, but without the nodules or plates.

xanthochroous (zan-thok'ro-us) [G. *xanthos*, yellow, + *chroa*, complexion.] Having a fair complexion,

light-skinned, blond, xanthochrous, xanthochroic.

xanthochro'atine, **xanthochro'ine**. A yellow leucomaine, $C_{11}H_{11}N_3O_5$, derived from creatine, which is found in muscular tissue.

xanthocyanopia (zan-tho'si-an-o'pi-ah) [G. *xanthos*, yellow, + *kyanos*, blue; + *ops*, eye.] Red-green blindness; partial color-blindness in which yellow and blue only are discriminated.

xanthoder'ma, **xanthoder'mia**. A yellowish discoloration of the skin, xanthochromia.*

xanthodont, **xanthodont'ous** [G. *xanthos*, yellow, + *odons* (odont-), tooth.] Having yellow teeth.

xanthogen'ic acid. Xanthic* acid.

xanthoma (zan-tho'mah) [G. *xanthos*, yellow.] A skin disease characterised by the presence of yellow nodules or slightly raised plates in the skin, especially of the eyelids; fibroma lipomatodes, xanthelasma, vitiligoidea. **x. diabetico'rum**, a form of x. of inflammatory origin occurring in diabetes. **x. multiplex**, xanthomatosis, xanthoma, usually x. tuberosum, generally distributed over the body, sometimes affecting the mucous membranes as well as the skin. **x. palpebra'rum**, xanthoma, usually x. planum, confined to the eyelids. **x. planum**, a form marked by the occurrence of yellow bands or rectangular plates in the cornea. **x. tuberosum**, x. in the form of yellow nodules of varying size in the corium.

xanthomato'sis. A generalized eruption of xanthoma, xanthoma multiplex.

xanthomatous. Relating to or suffering from xanthoma.

xanthone (zan'thôn). Brometone.

xanthop'athy [G. *xanthos*, yellow + *pathos*, suffering.] Xanthoderma, xanthochromia.

xanthophose (zan'tho-fôs) [G. *xanthos*, yellow, + *phôs*, light.] A yellow phase.*

xanthophyll (zan'tho-fil) [G. *xanthos*, yellow, + *phyllon*, leaf.] A decomposition product of chlorophyll which gives the yellow color to autumn leaves.

xantho'pia [G. *xanthos*, yellow, + *ôps* (ôp-), eye.] Xanthopsia.

xanthop'rine, **xanthop'rite** [G. *xanthos*, yellow, + *pikros*, bitter.] Berberine.

xanthoplasty [G. *xanthos*, yellow, + *plassô*, I form.] Xanthopathy, xanthochromia.*

xanthoproteic (zan-tho-pro-te'ik). Relating to xanthoprotein. **x. acid**, a non-crystallizable yellow substance derived from proteins upon treating with nitric acid. **x. test**, a test for protein, by treating the substance with nitric acid; if protein is present a yellow color is produced (indicating the presence of xanthoprotein) which becomes more intense upon alkalinizing with ammonia.

xanthoprotein (zan-tho-pro'te-in). A yellow substance formed upon treating protein with hot nitric acid.

xanthopsia (zan-thop'si-ah) [G. *xanthos*, yellow, + *opsis*, vision.] Yellow vision, a state in which all objects appear of a yellow color.

xanthop'sin [G. *xanthos*, yellow, + *opsis*, vision.] Visual yellow the visual purple (rhodopsin) bleached by the action of light.

xanthopsydria (zan-thop-si-dra'si-ah) [G. *xanthos*, yellow, + *psydrax* (*psydrak*-), pimple.] Any disease of the skin marked by an eruption of yellow pustules.

xanthopuccine (zan-tho-puk'sēn) [G. *xanthos*, yellow, + Am. Ind. *puccoon*, hydrastis.] Canadine, an alkaloid, $C_{20}H_{31}NO_4$, derived from hydrastis.

Xanthorrhiza (zan-tho-ri'zah) [G. *xanthos*, yellow, + *rhisia*, root.] Yellow-root, a genus of plants of the order *Ranunculaceae*, the only species of which, *X. aptifolia*, is a bitter tonic with properties like those of berberis.

xanthorrhoea (zan-tho-re'ah) [G. *xanthos*, yellow, + *rhoia*, a flow.] Acaroid or yellow gum, Botany-Bay resin, *resina lutea*, a balsam exuding from *Xanthorrhoea arborea*, *X. hastilis*, and other species of *X.*, plants of Australia; it has properties similar to those of storax, but is seldom employed medicinally.

xanthosis (zan-tho'sis) [G. *xanthos*, yellow.] A yellowish discoloration of degenerating tissues, especially seen in malignant neoplasms.

xanthous (zan'thus) [G. *xanthos*, yellow.] Yellow.

xanthoxylene (zan-thoks'i-lēn.) [A volatile oil, $C_{10}H_{16}$, obtained from several species of *Xanthoxylum*.

xanthoxylin (zan-thoks'i-lin). 1. An inert crystalline body present in prickly ash bark. 2. A concentration product of xanthoxylum; dose, gr. 2 (0.13).

xanthoxylum (zan-thoks'i-lum) [G. *xanthos*, yellow, + *xylon*, wood.] (U.S.) Prickly ash, the bark of *Xanthoxylum americanum* or of *Fagara clavaherculis*, the northern and southern prickly ash respectively; employed in an alternative, carminative, and diaphoretic in doses of gr. 20-60 (1.3-4.0).

xanthuria. Xanthinuria.

xanthylic (zan-thil'ik) [*xanthine* + G. *hulik*os, material.] Relating to xanthine.

x-bacillus, *Bacillus** x.

x-bod'ies. Certain appearances noted in specimens of blood in malaria and other febrile conditions, and of apparently normal ox blood and rabbit blood; their nature and significance are undetermined, and it has been claimed that they are artefacts occurring in old slides especially after long use in the tropics.

x-disease. A term applied by James Mackenzie to a train of indefinite symptoms of ill health associated with coldness of the extremities, sensitiveness to cold, absence of reaction after a cold bath, dyspepsia, bowel disturbances, etc.; a remission in the symptoms is common, when the patient feels well, but a relapse usually occurs; respiration is slow and the heart's action may be slow or irregular; the nature of the disease is not yet known, whence its appellation x-disease.

xenembole (zen-em'bo-le) [G. *xenos*, a stranger + *embolē*, insertion.] The introduction of a foreign body or foreign substances into the system.

xenenthesia (zen-en'the-sis) [G. *xenos*, stranger, + *enthesis*, introduction.] Xenembole.

xenia (ze'nī-ah) [G. *xenia*, hospitality.] Apparent double fertilization observed in maize; if the pollen of one variety is made to fall on the silk of another variety of maize, the kernels sometimes present the characters of the male parent.

xenogenesis (zen-o-jen'e-sis) [G. *xenos*, stranger, + *genesis*, origin.] A term used to denote the hypothetical production of offspring unlike the parents and never returning, either in the present or succeeding generation, to their type. See *heterogenesis*.

xenogen'ic [G. *xenos*, host, + *-genēs*, producing.] 1. Originating in the host, said of cytotoxins and analogous substances resulting from the action of bacterial stimuli on cells of the host, and also of stimuli emanating from the host and acting upon the bacteria. 2. [G. *xenos*, foreign.] Originating outside of the organism, or from a foreign substance which has been introduced into the organism.

xenogenous (zen-oj'en-us). Xenogenic.

xenomenia (zen-o-me'nī-ah) [G. *xenos*, strange, + *mēniaia*, menses.] Vicarious menstruation.

xenon [G. *xenos*, a stranger.] A gaseous element, symbol X, atomic weight 130.7, present in minute proportion in the atmosphere; so far as known it is incapable of combining with any other element.

xenoparasite (zen'o-par'ā-sit) [G. *xenos*, host.] An ecoparasite which becomes pathogenic in consequence of weakened resistance on the part of its host.

xenopho'nia [G. *xenos*, foreign, + *phōnē*, voice.] A speech defect marked by an alteration in accent and intonation.

xenophthal'mia [G. *xenos*, a stranger, + *ophthalmia*, inflammation of the eye.] Inflammation excited by the presence of a foreign body in the eye.

xeransia (ze-ran'sis) [G. *xēransis*; *xēros*, dry.] A gradual loss of moisture in the tissues, siccatation.

xeran'tic. Siccant, siccative, causing dryness.

xeraph'ium [G. *xéraphion*.] A drying powder.

xerasia (ze-ra'zi-ah) [G. *xērasia*; *xēros*, dry.] A disease of the hair characterized by extreme dryness and brittleness and cessation of growth.

xerium (ze'ri-um) [G. *xērion*.] Xeraphium.

xerocollyrium (ze'ro-kol-i'rī-um) [G. *xēros*, dry, + *kollyrion*, eye-salve.] An eye-salve, a non-liquid collyrium.

xeroderma (ze-ro-der'mah) [G. *xēros*, dry, + *derma*, skin.] A condition of roughening of the skin due to a slight increase of the horny layer and diminished cutaneous secretion; a mild form of ichthyosis. x. **pigmento'sum**, Kaposi's disease, atrophoderma pigmentosa; a disease of the skin, occurring in childhood, characterized by numerous pigment spots, resembling freckles, larger atrophic lesions, resulting in glossy white thinning of the skin, surrounded by telangiectases, and multiple carcinomata and sarcomata; it often terminates fatally.

xeroder'mia. Xeroderma.

xeroform (ze'ro-form). Bismuth tribromphenolate, a yellowish insoluble powder, used as an intestinal antiseptic in doses of gr. 3-7½ (0.2-0.5), and externally as a substitute for iodoform.

xero'ma [G. *xēros*, dry.] Xerophthalmia.

xerome'nia [G. *xēros*, dry, + *mēniaia*, menses.] The occurrence of the usual constitutional symptoms at the menstrual period without any show of blood.

xeromycte'ria [G. *xēros*, dry, + *myktēr*, the nose.] Extreme dryness of the nasal mucous membrane.

xeron'ous [G. *xēros*, dry, + *nosos*, disease.] Xerosis. **xerophagia** (ze-ro-fa'ji-ah) [G. *xērōphagia*; *xēros*, dry, + *phagō*, I eat.] The eating of dry food; subsisting on a dry diet.

xerophagy (ze-rof'ā-jī). Xerophagia.

xerophthalmia, **xerophthal'mus** (ze-rof-thal'mī-ah) [G. *xēros*, dry, + *ophthalmos*, eye.] Xeroma, extreme dryness of the conjunctiva which loses its luster and becomes skin-like in appearance.

xerosis (ze-ro'sis) [Gr. *xēros*, dry.] 1. Pathological dryness of the skin (*xeroderma*) or of the conjunctiva (*xerophthalmia*) or other mucous membranes. 2. The normal evolutionary sclerosis of the tissues in old age.

xerostomia (ze-rō-sto'mi-ah) [G. *xēros*, dry, + *stoma*, mouth.] A dryness of the mouth resulting from diminished or arrested salivary secretion, or aptalism.

xerot'ic. Dry, affected with xerosis.

xeroto'cia [G. *xēros*, dry, + *tokos*, labor.] Dry labor, partus siccus.

xerotrip'sis [G. *xēros*, dry, + *tripsis*, rubbing.] Dry friction.

xi'nol. Zinol.

xiphisternal (zif-i-ster'nal). Relating to the xiphisternum, or xiphoid cartilage.

xiphister'num. Xiphoid or ensiform process, metasternum.

xiphoco'stal (zi-fo-kos'tal) [G. *xiphos*, sword, + L. *costa*, rib.] Relating to the xiphoid cartilage and the ribs.

xiphodid'y-mus, **xiphod'y-mus** [G. *xiphos*, sword (xiphoid cartilage), + *didymos*, twin.] A twin monster joined by a band extending from the umbilicus to the xiphoid cartilage, as in the case of the Siamese* twins, or with the bodies fused at the part mentioned; xiphopagus.

xiphodyn'ia [G. *xiphos*, sword (ensiform cartilage), + *odynē*, pain.] Pain, of a neuralgic character, in the region of the xiphoid cartilage.

xiphoid (zi'foyd) [G. *xiphos*, sword, + *eidos*, appearance.] Sword-shaped, ensiform; noting the cartilaginous process, shaped like a sword-tip, forming the lower extremity of the sternum; the xiphoid or ensiform cartilage or process, metasternum, processus xiphoideus [BNA].

xiphop'agus. Xiphodidymus.

x-ograph. Skiagram.

x-rays. Roentgen rays; see under *ray*.

x-stuff. A hypothetical substance supposed to be present in cases of malignant growth and to facilitate the nutrition of the cancer cells.

xylan'thrax [G. *xylon*, wood, + *anthrax*, coal.] Charcoal.

xylan (zi'lan) [G. *xylon*, wood.] A gum-like substance, a hemicellulose, present in various woods.

xylem (zi'lem) [G. *xylon*, wood.] In botany, the inner portion of a vascular bundle.

xylene (zi'lēn). Xylol.

xylenein (zi'lēn-in). Xylenobacillin.

xylenobacillin (zi-lēn-o-bas'il-in). A toxic sub-

stance extracted from cultures of the tubercle bacillus by treatment with xylol.

xyleneol (zi'lēn-ol). A substance, $C_8H_{10}O$, occurring in three isomeric forms (meta-, ortho-, and para-xyleneol). The salicylates, meta-, ortho-, and para-xyleneol-salol, are used as internal antiseptics in rheumatism and diarrhea in doses of gr. 2-5 (0.13-0.3).

xylidine (zi'll-dēn). Aminoxylylene, $C_8H_{11}N$, employed as a reagent and in the manufacture of dyes.

xylobal'samum. Balm of Gilead.

Xylocarpus (zi-lo-kar'pus) [G. *xylon*, wood, + *karpēs*, fruit.] A genus of trees, a species of which, *X. carapa*, yields a fixed oil, *carapa oil*, used externally as a protection against insects; takes internally it is reputed to be stomachic and laxative.

xylocas'sia. Cassia-wood.

xy'locinnamo'mum. Cinnamon-wood.

xyloidin (zi-loy'din) [G. *xylon*, wood, + *eidos*, resemblance.] An explosive obtained by treating starch with nitric acid.

xylol (zi'lol). Xylene, dimethyl-benzene, a volatile liquid obtained from coal-tar, having physical and chemical properties similar to those of benzol.

xyloma (zi-lo'mah) [G. *xylon*, wood, + *-ōma*] A woody tree-tumor.

xylonite (zi'lo-nit) [G. *xylon*, wood.] Celluloid.

Xylo'pia. A genus of plants of the order *Ascomycetes*, the custard-apple family, the seeds of two species of which, *X. glabra* and *X. salicifolia*, yield an antiperiodic bitter.

xylose [G. *xylon*, wood.] Wood sugar, a dextrorotatory pentose obtained by boiling various wood gums with dilute acid.

xylostein (zi-lo's'tē-in). A bitter glucoside contained in the seeds of *Lonicera xylosteum*, a species of honeysuckle; it possesses emetic and purgative properties.

xylostyp'ic e'ther. Collodium stypticum.

xylother'apy [G. *xylon*, wood, + *therapēia*, treatment.] A form of suggestive therapeutics consisting in the application of various woods to the body.

xyol (zi'ol). Trade name of a soft soap preparation containing formaldehyde.

xy'sma (ziz'mah) [G. filings, shavings.] Membranous shreds in the feces.

xy'ster (zis'ter) [G. scraper.] A raspator.

xystus (zis'tus) [G. *systos*, scraped.] Scraped lint, lint made by scraping linen with a sharp instrument.

Y

Y. Chemical symbol of *yttrium*.

y'bine. An alkaloid from andira,* or cabbage-tree bark.

yad'kin Min'eral Springs, North Carolina. Chalybeate and sulphur waters. Two springs.

yaghourt (yah-ghoort') [Bulg.] Curdled milk prepared by a ferment, "maya," which contains a very active species of lactic-acid bacillus, *B. bulgaricus*; it is a staple article of diet in Bulgaria and other parts of the Balkan peninsula.

yakimoff's test (yah-ke'mof). On warming atoxyl in a test-tube, the slightest yellow discoloration indicates the presence of dangerous impurities.

yam [African, *myahme*.] The edible root of a plant of the genus *Dioscorea*. **wild y.,** colic root, rheumatism root, dioscorea.*

y-angle. In craniometry the angle at theinion formed by lines drawn from the hornion and the lambda.

yacourt. Yahourt.

yad [A.S. *gyrd*, rod.] A measure of three feet, about three inches less than a meter.

yax'row [A.S. *gearwe*.] Milfoil, *Achillea** *millefolium*.

yaw. An individual lesion of the eruption of yaws. **moth'er y.,** a notably large tubercle in the yaws eruption.

yaw'ey. Relating to or suffering from yaws.

yawn [A.S. *gawian*.] 1. To gape. 2. An involuntary opening of the mouth, usually accompanied by a movement of respiration; it may be a sign of drowsiness or of vital depression, as after hemorrhage, but is often caused by suggestion.

yawn'ing. The act of producing a yawn; pandiculation, chasma, gaping, oscitation.

yaw-root. Stillingia.

yaws [African, *yaw*, a raspberry.] Frambesia, pian, an infectious disease of the tropics, marked by febrile disturbances, rheumatic pains, and an eruption of aggregated rounded or flattened tubercles capped with a caseous crust; the specific organism is believed to be *Treponema pertenue* (*Spirochata pertenue*). **guin'ea-corn y.,** a form in which the lesions resemble grains of Indian corn, or maize. **ring'worm y.,** a circular disposition of the eruption in yaws.

Yb. The chemical symbol of *ytterbium*.

Y-bacillus. A dysentery bacillus resembling, yet believed to be distinct from the Flexner bacillus.

y-car'tilage. Hyposiloid cartilage, the cartilage uniting the three bones of the pelvis at the bottom of the cotyloid cavity in early life.

yeast [A.S. *gyst*.] A ferment consisting of a culture of *Saccharomyces cerevisia* or other species of *S*. The yeast fungus is a blastomycete some species of which are pathogenic; see *blastomycosis*, *Saccharomyces*, *Torula*. **cul'tivated y.,** one of the forms of yeast propagated by culture and used in bread-making, brewing, fermentation, etc. **wild y.,** any of the uncultivated forms of yeasts, useless as ferments and sometimes pathogenic.

yelk. Yolk.

yell'ow [A.S. *geolu*.] A color, that of gold or butter, occupying a position in the spectrum between green and orange. **an'iline y.,** an unstable substance used as a base for more-permanent

dyes. **chrome y.,** precipitated lead chromate, a fine yellow powder used in paints and dyes. **egg y.,** yolk, vitellus.* **Leipzig y.,** lemon y., chrome y. **Man'chester y.,** Martins' y., naph'thalene y., a coal-tar dye. **Paris y.,** chrome y. **vis'ual y.,** xanthopsin.

yell'ow. Having the color of butter or gold, flavescent, xanthic; flavus, luteus; in composition, xantho-. **y. at'rophy of the liver,** see under *liver*. **y. body,** corpus luteum. **y. car'tilage,** elastic cartilage.* **y. cerate,** ceratum flavum. **y. cincho'na,** cinchona flava. **y. disease',** xanthopathy; jaundice. **y. fever,** see *yellow*-fever*. **y. jack,** y. fever. **y. lig'ament,** ligamentum subflavum. **y. lotion,** lotio flava. **y. precip'itate,** hydrargyri oxidum flavum. **y. root,** hydrastis. **y. skin,** xanthoderma. **y. spot,** (1) macula flava; (2) macula lutea. **y. toothed,** xanthodontous. **y. vision,** xanthopsia. **y. wash,** lotio flava. **y. wax,** cera flava.

yell'ow-fe'ver. An acute infectious disease due to the action of a specific virus, probably a protozoon, transmitted by a mosquito of the genus *Siegmia*; clinically it is marked by fever, with one remission, slow pulse, albuminuria, jaundice, congestion of the face, and hemorrhages, especially hematemesis; yellow jack, black vomit.

Yell'owstone Na'tional Park Springs, Wyoming. Calcic-alkaline-silicious-saline-sulphureted waters, containing carbonic acid. The temperatures of the various springs vary widely, some registering 199.8° F. Upward of 2000 springs. Used by bathing in various disorders.

Yellow Sulphur Springs, Virginia. Sulphated-saline-calcic waters, containing iron and carbonic acid, 55° F. Used by drinking and bathing in rheumatism, skin diseases, inflammations of the gastroenteric mucous membranes, diseases of women, convalescence, and general debility.

Yem'en ul'cer [*Yemen*, a district in Arabia bordering on the Red Sea.] Oriental boil.*

Ye'o's meth'od [J. Burney Yeo, London physician, contemporary.] A plan of treatment of obesity consisting substantially in the ingestion of large quantities of hot drinks and abstinence from carbohydrates, fats being allowed in limited quantities.

yerba buena (yer'bah bwa'nah) [Sp. good herb.] Micromesia.

yerba man'sa [Sp. gentle herb.] The rhizome of *Houttuynia californica*, a piperaceous tree of the west coast of North America and Asia; employed as a tonic and antispasmodic in doses of 15-30 (1.0-2.0) of a fluidextract.

yerba maté (yer'bah mah'ta). Paraguay tea, maté.*

yer'ba san'ta [Sp. sacred herb.] Eriodictyon.

yer'bine. An alkaloid from maté, resembling caffeine in its action.

Yersin's se'rum (yer-za'n') [Alexandre Yersin, French army surgeon, born in Switzerland, *1863.] An antitoxic protective and curative serum for plague; it is obtained by repeated intravenous injections of a virulent culture of the plague bacillus (first dead, later living and in increasing amount) into the horse; the animal is bled a

fortnight after the final injection and the serum is prepared from the blood.

-yl [*G. hylē*, stuff.] In chemistry a termination signifying that the substance is a radical.

-ylene. In chemistry, a suffix denoting a bivalent hydrocarbon radical.

y-lig'ament. Ligamentum iliofemorale [BNA].

yohim'bē, yohim'bi [native African name.] The bark of *Corynathē yohimbi*, an African tree supposed to possess aphrodisiac properties.

yohimbine (yo'him-bēn). An alkaloid, the active principle of yohimbi; employed hypodermically or by the mouth for impotence, in the form of the hydrochloride, in doses of gr. $\frac{1}{16}$ — $\frac{1}{4}$ (0.006—0.012).

yoke-bone. Malar bone, os* zygomaticum [BNA].

yolk [A.S. *geolca*; *geolu*, yellow.] Vitellus.

Young-Helm'holtz the'ory of color blindness. [Thomas Young, English physicist, 1773—1829; Hermann Ludwig *Helmholtz*, German physicist, 1821—1894.] There are three sets of color-perceiving elements in the retina, for red, green, and violet, respectively, the perception of the other colors arising from the combined stimulation of these elements. The loss of any one of these elements results in inability to perceive that primary color and a misperception of any other color of which it forms a part.

Young's Natural Gas Well and Mineral Springs, California. Saline-alkaline-chalybeate-carbonated waters, 76° F. Used by drinking in affections of the liver, bowels, and kidneys.

Young's rule [Thomas Young, English physician, physicist, and Egyptologist, 1773—1829.] A rule

to determine the dose of a medicine suitable for a child; 12 is added to the child's age and the sum is divided by the age; the adult dose divided by the figure so obtained gives the proper dose for the child. Thus, for a child of 6 years: $6 + 12 = 18 + 6 = 3$; the adult dose divided by 3 is the proper dose for the child.

youth'wort. *Drosera*.

yp'siliform [*G. hypsilon*, the letter u or y. + *L. forma*, form.] Hypsiloid.

y-shaped lig'ament of Bigelow. Ligamentum ab-femorale.

ytterbium (i-ter'bi-um) [from *Ytterby*, a place in Sweden.] A rare metallic element, symbol Yt, atomic weight 172.

yttrium (it'ri-um) [from *Ytterby*, a place in Sweden.] A metallic element, symbol Y, atomic weight 89.

Yuc'ca. A genus of plants of the order *Liliaceae*, growing in Mexico and the Southwestern United States; several of the species are called soaproot, their roots containing much mucilage and saponaceous matter; employed occasionally as a diuretic.

Yvon's test (e-vawā') [Paul Yvon, French physician and chemist, 19th century.] A test for alkaloids: to the suspected solution is added a mixture of bismuth subnitrate, potassium iodide, and hydrochloric acid in water; a positive reaction is indicated by the appearance of a red color.

Yzquierdo's bacillus (ts-ke-er'do) [Vicente *Izquierdo*, histologist of Santiago, Chile, contemporary.] The supposed pathogenic cause of Carrion's disease.

Z

'aglas' ligament (zä'-glah'). A short thick fibrous band extending across the sacroiliac joint from the posterior superior spine of the ilium to the second transverse tubercle of the sacrum.

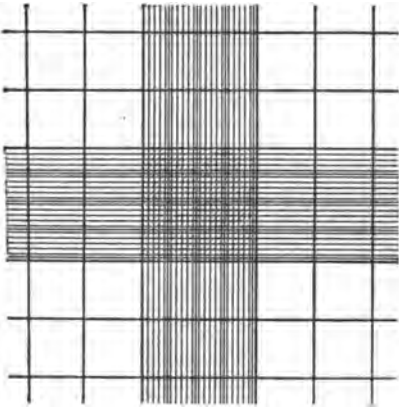
Zambezi ulcer. An ulcer, usually single, about the size of a two-shilling piece, or a half-dollar, seated on the foot or leg, occurring in laborers in the Zambesi Delta; it has a sloughing surface, but does not spread and produces no constitutional symptoms or glandular enlargement; it is associated with the presence of a spirillum and a large fusiform bacillus; one attack seems to confer a partial immunity.

zanal'oin. Aloin obtained from Zanzibar aloes, the same as that from Socotrine aloes.

Zan'der's sys'tem [Jonas Gustaf Willem Zander, Swedish physician, *1835.] Treatment by means of mechanical apparatus giving passive movements.

Zang's space (tsahng) [Christoph Bonifacius Zang, German surgeon, 1772-1835.] Fossa supraclavicularis minor.

Zappert's counting cell (tsahp'ert) [Julius Zappert, Viennese physician, *1867.] A counting chamber for blood estimation, practically the same as Thoma's cell.



ZAPPERT'S RULED SLIDE FOR BLOOD-CELL COUNTING.

Zaufal's sign (tsow'fahl) [Emanuel Zaufal, rhinologist of Prague, *1837.] Saddle-nose.

ze'a [G. a coarse fodder grain.] (U.S.) Corn-silk, stigmata maydis, the styles and stigmas of *Zea mays*, maize or Indian corn; diuretic and antispasmodic in subacute and chronic affections of the urinary tract in doses of ʒ2 (60.0) of an infusion of 2 ounces to the pint (60:480).

ze'an. Trade name of a fluidextract of *zea*, recommended as a diuretic in doses of ʒ15-30 (1.0-2.0).

zedo'ria, zed'oary. The rhizome of *Curcuma zedoaria* (long z.) or of *C. aromatica* (round z.), plants of East India, similar to curcuma, or turmeric. It is aromatic and carminative, and is employed like ginger.

Zeisel's test (tsi'zel). For colchicine: the substance is dissolved in hydrochloric acid, boiled with

chloride of iron, and then shaken with chloroform; the presence of colchicine is shown by a dark red or brown precipitate.

ze'lam [zea, maize.] Pellagra, on the assumption that it is due to eating maize.

Zeiss's gland (tsis). One of a number of sebaceous glands opening into the follicles of the eyelashes.

Zeissel's lay'er (tsi'sel). A homogeneous layer in the wall of the stomach between the muscularis mucosæ and the submucosa.

ze'ist [zea, maize.] An adherent of the theory that pellagra is due to the ingestion of Indian corn.

Zeller's test (tsel'er) [M. Zeller, German physician, contemporary.] The addition of bromine water to urine containing melanin causes a yellow precipitate which gradually becomes black.

zelotypia (ze-lo-tip'i-ah) [G. *zēlotypia*; *zēlos*, zeal, + *typē*, a blow.] Excessive zeal, carried to the verge of insanity, in the advocacy of any cause.

zem'atol. Trade name of an ointment said to contain oil of betula, ichthyol, and zinc oxide, recommended in eczema.

Zem Zem Springs, California. The waters contain sulphur, iron, and magnesia, 64° F. Used by drinking in rheumatism, dyspepsia, and affections of the liver and kidneys.

Zenker's degenera'tion (tseng'ker) [Friedrich Albert Zenker, German pathologist, 1825-1898.] Hyaline degeneration of muscular tissue, the fibers losing their striations and becoming sinuous, and later undergoing fragmentation and absorption. **Z.'s leiomyo'ma**, malignant myoma with smooth fibers. **Z.'s myomala'cia cor'dis**, softening of the heart muscle. **Z.'s paral'ysis**, paresthesia and paralysis in the area of the external popliteal nerve. **Z.'s solu'tion**, a fixative, consisting of corrosive sublimate 5, potassium bichromate 2.5, sodium sulphate 1, water 100.

Zeno'ni test. Sputum is treated with alcohol and then stained with a weak aqueous solution of safranin, the albumin appearing red, and the mucin yellow.

ze'oscope [G. *zeō*, I boil, + *skopēō*, I examine.] A device for determining the alcoholic content of a liquid by ascertaining its exact boiling point.

ze'ro [Sp.; Ar. *sifr*, cipher.] The figure 0, indicating nothingness. In thermometry, the point from which the figures on the scale start in one or the other direction; in the Centigrade and Réaumur scales zero indicates the freezing point for distilled water; in the Fahrenheit scale it indicates the degree of cold obtained by mixing ice and salt and is 32° below the freezing point. **ab'solute z.**, the point of the assumed greatest possible cold, or absence of all heat; it is -273.7° C.

zerum'bet. The rhizome of *Zingiber zerumbet*, a plant of Java, resembling ginger.

zestocaulis (zes-to-kaw'sis) [G. *zēstos*, boiling hot, + *kauis*, a burning.] Cauterization by means of hot steam.

zestocautery (zes-to-kaw'ter-i). An appliance for zestocaulis.

Ziegler's operation [S. Louis Ziegler, Philadelphia ophthalmologist, *1861.] See A. V-shaped iridotomy for the formation of an artificial pupil.

Ziehen-Oppenheim disease' (tse'hen-op'en-hi

[Theodor Ziehen, German neurologist, *1862; H. Oppenheim, German neurologist, *1858.] Dystonia musculorum deformans.

Ziehl's solution (tsêl) [Franz Ziehl, German bacteriologist, contemporary.] Fuchsin 1, absolute alcohol 10, 5 per cent. phenol solution 100; used as a stain for the tubercle bacillus; carbolic fuchsin, carbol-fuchsin.

Ziehl-Neelsen method (tsêl-nâl'sen) [Franz Ziehl; Friedrich Carl Adolph Neelsen, German pathologist, 1854-1894.] Staining tubercle bacilli in Ziehl's solution.

Ziemssen's artificial respiration (tsêm'sen) [Hugo von Ziemssen, Munich physician, 1829-1902.] Paradic stimulation of the phrenic nerves. Z's motor points, points on the surface corresponding to the entrance of the nerves into the underlying muscles; the electrodes are best applied at these points.

zimb. A gadfly, *Pangonia brucei* or *P. beckeri*, of Somaliland and Abyssinia; it bites man severely and is suspected of transmitting disease.

Zimmerlin's type (tsim'mer-lin) [Franz Zimmerlin, Swiss physician, 19th century.] A variety of hereditary progressive muscular atrophy in which the atrophy begins in the upper half of the body.

Zimmermann's decoction (tsim'er-mahn). A decoction of rhubarb gr. 30 (2.0), potassium bitartrate 34 (16.0), barley 34 (16.0), in water 316 (500.0).

Zimmermann's arch (tsim'er-mahn) [Karl Wilhelm Zimmermann, German histologist, *1861.] A non-existent aortic arch in the embryo, supposed to have been originally present and aborted, indicated by occasional irregular vessels between the fourth and fifth arches. Z's corpuscle, granule, or elementary particle, Hayem's hematoblast, platelet.*

zim'phen [Ger. *simmi*, cinnamon.] Sodium metaxyancyaninnamate, recommended as a gastroenteric stimulant and tonic in doses of gr. 8 (0.5).

zinc [Ger. *zink*.] A metallic element, symbol Zn, atomic weight 65.37, bluish white in color, malleable and ductile. A number of salts of zinc are used in medicine. Crude commercial zinc is called spelter. For the official salts of zinc, see under *sincum*. **z. caustic**, a mixture of zinc chloride, 1, and flour, 3. **z. colic**, colic resulting from chronic zinc poisoning. **z. ointment**, unguentum* zinci oxidi. **z. white**, zinc oxide used in paint as a substitute for white lead.

zin'cl. Genitive of zincum.*

zincoid (zing'koyd) [G. *eidos*, resemblance.] Relating to or resembling zinc; noting the negative plate, of platinum or other substance, in a voltaic battery, so called because it acts like the zinc plate for which it is substituted.

zin'cum, gen. *sinci* (U.S.). Zinc. **zinci acet'as** (U.S., Br.), zinc acetate $Zn(C_2H_3O_2)_2 + 2H_2O$; local astringent used in conjunctivitis and gonorrhea in solutions of gr. 1 or 2 (0.06-0.13) to the ounce (30.0). **zinci bro'midum** (U.S.), zinc bromide, $ZnBr_2$, a white granular powder, formerly recommended in the treatment of epilepsy in doses of gr. 1-2 (0.06-0.13). **zinci carbo'nas** (Br.), **zinci carbo'nas præcipitatus** (U.S.), precipitated zinc carbonate, hydrated zinc carbonate; employed as a dusting powder, and in ointment as a mildly astringent protective. **zinci chlo'ridum** (U.S., Br.), zinc chloride $ZnCl_2$, a white powder or opaque crystalline rods or plates; employed as a caustic for the removal of cutaneous cancers, nevi, etc., and in weak solution in the treatment

of gonorrhea and conjunctivitis. **zinci io'didum** (U.S.), zinc iodide, ZnI_2 , a white crystalline powder, without odor but with an acrid saline taste, has been employed in chorea in doses of gr. $\frac{1}{2}$ -2 (0.03-0.13), and externally in solution in gonorrhea. **zinci oleost'earas** (N.F.), zinc oleostearate, a fine white powder of nearly equal parts of zinc oleate and zinc stearate; used as a dusting powder. **zinci ox'idum** (U.S., Br.), zinc oxide, ZnO , a white or yellowish white soft powder, employed as a protective in ointment and as a dusting powder, and internally as an antispasmodic in doses of gr. 1-2 (0.06-0.13). **zinci phenolsul'phonas** (U.S.), zinc phenolsulphonate, **zinci sulphocar'bolas** (Br.), colorless prismatic or tubular crystals of astringent metallic taste; employed as an intestinal antiseptic in doses of gr. 1-4 (0.06-0.26), and locally as an astringent in chronic inflammation of the mucous membranes. **zinci ste'aras** (U.S.), zinc stearate, a white tasteless powder of a faintly fatty odor; employed in the treatment of eczema, acne, and other skin diseases. **zinci sulpham'illas**, **nizin**, has been used in 1-500 or 1-250 solution as an injection for gonorrhea. **zinci sul'phas** (U.S., Br.), zinc sulphate, $ZnSO_4 + 7H_2O$, occurs in the form of prismatic crystals; employed as a local astringent in solution in the treatment of gonorrhea, indolent ulcers, and various skin diseases; and internally as an emetic in doses of gr. 10-30 (0.6-2.0). **zinci sulphocar'bolas** (Br.), zinc sulphocarbonate, **zinci phenolsul'phonas** (U.S.), **zinci val'eras** (U.S.), **zinci valeria'nas** (Br.), zinc valerate or valerianate, occurs in the form of white pearly scales with a slight odor of valerian and a sweetish metallic taste, soluble in 50 parts of water, employed as an antispasmodic in doses of gr. 1-5 (0.06-0.3).

zing'iber, gen. *singiberis* [L. from G. *singibiris*] (U.S., Br.) Ginger, the rhizome of *Zingiber officinale*, a reedy plant growing in tropical countries; internally employed as a carminative in doses of gr. 10-30 (0.06-2.0) and externally as a rubefacient.

Zinn's artery (tsin) [Johann Gottfried Zinn, German anatomist, 1727-1759.] Arteria centralis retinae. Z's ligament, annulus tendineus communis [BNA], a mass of connective tissue surrounding the optic nerve, giving attachment to the tendons of the rectus muscles of the eyeball. Z's mem'brane, the anterior layer of the iris. Z's ring, Z's ligament. Z's tendon, Z's ligament. Z's vas'cular circle or ring, Haller's circle (1), a plexus of arteries in the sclera surrounding the optic nerve. Z's zon'ula, zonula circularis [BNA].

zi'zol. Trade name of a mixture of zinc acetate and aluminum-naphthol-disulphonate; recommended in the local treatment of gonorrhea.

zirc'o'nium. A metallic element, symbol Zr, atomic weight 90.6; it is widely distributed in nature, but never found in quantity in any one place; in its properties it resembles somewhat silicon and titanium.

Zittmann's decoction (tsit'mahn) [Johann Friedrich Zittmann, German military surgeon, 1871-1757.] 1. Decoctum Zittmanni fortius (stronger decoction), a decoction of sarsaparilla 100, aceme 50, licorice root 20, potash alum 10, calomel 2, and cinnabar 2, in water 5000. 2. Decoctum Zittmanni mitius (milder decoction), a decoction of sarsaparilla 100, lemon peel, cardamon, licorice root, and cassia bark each 6, in water 5000. The stronger decoction contains about gr. $\frac{1}{16}$ (0.001)

mercury in a quart (1 liter). Dose of either decoction, 3-6 (90.0-180.0).

Zn. Chemical symbol of zinc.

ZnBr₂. Zinc bromide.

Zn(C₂H₃O₂)₂. Zinc acetate.

ZnCl₂. Zinc chloride.

ZnI₂. Zinc iodide.

ZnO. Zinc oxide.

ZnSO₄. Zinc sulphate, white vitriol.

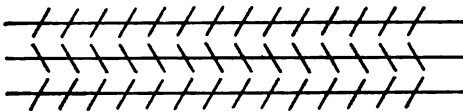
zoam'ylin [G. *zōē*, life, + *amylon*, starch.] Glycogen.

zoanthrop'ic. Relating to or marked by zoanthropy.

zoan'thropy [G. *zōon*, animal, + *anthrōpos*, man.] An insane delusion that one is a horse or a dog or any other of the lower animals.

zodipho'llous [G. *zōdion*, dim. of *zōon*, animal, + *philos*, fond.] In botany, noting a flower pollinated by the agency of animals.

Zoellner's figures (tsēl'ner) [Friedrich Zoellner, German physicist, 1834-1882.] Various figures devised to show the possibility of optical delusions; a common one consists of two parallel lines which are met by numerous short lines obliquely placed, the parallel lines then seeming to converge or diverge.



ZOELLNER'S LINES.

zotic (zo-et'ik) [G. *zōē*, life.] Relating to life.

zolat'ria (zo-e-at'ri-ah) [G. *zōon*, animal, + *iatriā*, healing.] Veterinary medicine, zoiatrics.

zolat'rics (zo-e-at'riks) [G. *zōon*, animal, + *iatrikē*, medicine, surgery.] Veterinary medicine or surgery, zoiatria.

zo'ic [G. *zōikos*, relating to an animal.] Relating to living things; having life.

zo'mol [G. *zōmos*, broth.] Trade name of a preparation of meat juice.

zomother'apy [G. *zōmos*, broth, + *therapeia*, healing.] Treatment of disease by means of raw or rare meat or meat-juice.

zo'na, pl. *zōnæ* [L. girdle.] 1. A zone; any encircling or belt-like structure. 2. Herpes zoster. **z. arcua'ta**, arcuate zone, the inner portion of the membrana basilaris of the cochlea, underlying the organ of Corti. **z. cartilagin'ea**, crista spiralis. **z. cilia'ris**, the ring of the ciliary processes. **z. denticula'ta**, the row of processes above the crista spiralis of the cochlea. **z. dermat'ica**, a ridge of thickened skin surrounding the protrusion in spina bifida. **z. epithe'lioso'ra**, the membranous ring, within the **z. dermat'ica**, surrounding the protrusion in spina bifida. **z. fascicula'ta**, the layer of elongated spaces in the cortical portion of the suprarenal gland, between the **z. glomerulosa** and **z. reticularis**. **z. ganglionar'is**, the ganglionic masses on the cochlear divisions of the auditory nerve. **z. glomerulo'sa**, the outer layer of the cortex of the suprarenal gland just beneath the capsule. **z. granulo'sa**, discus proligerus. **z. lig'nea**, zona(2). **z. membrana'cea**, membrana basilaris. **z. ophthal'mica**, herpes zoster in the distribution of the ophthalmic nerve. **z. orbicula'ris** [BNA], orbicular zone, zonular band or ring ligament; circular fibers of the capsular ligament of the hip-joint. **z. pectina'ta**, pectinate zone, the outer part of the membrana basilaris of the cochlea. **z. pellu'cida**, clear zone, **z. striata**, **z. radiata**, oolemma; a tough, refractile, clear mem-

brane enveloping the ovum; it has a striated appearance owing to the numerous fine canals with which it is pierced; it is derived from the cells of the Graafian follicle. **z. perfora'ta**, the inner portion of the membrana basilaris. **z. radia'ta**, the faintly striated investment of the oocyte; **z. pellucida**. **z. reticula'ris**, the inner layer of the cortex of the suprarenal gland. **z. serpigino'sa**, zona (2). **z. spongio'sa**, caput gelatinosum Rolandi, the V-shaped tip of the dorsal horn of the spinal cord. **z. stria'ta**, striated zone, **z. pellucida**. **z. tecta**, **z. arcuata**. **z. tendino'sa**, annulus fibrosus [BNA]. **z. vasculo'sa**, vascular zone, an area in the external auditory meatus where a number of minute blood-vessels enter from the mastoid bone; spongy spot. **z. volat'ica**, zona(2).

zonæsthe'sia. Zonesthesia.

zo'nal. Relating to a zone.

zo'nary. Relating to or having the form of a zone or belt. **z. placen'ta**, a placenta formed of chorionic villi arranged in the form of a zone or band.

zo'note. Zoned, ringed, having concentric layers of differing texture or pigmentation.

zone. Zona(1). For the various zones in anatomy, see under *zona*. **latent z.**, that portion of the cerebral cortex a lesion of which produces no motor symptoms. **language z.**, a large area of the cerebral cortex on the left side (in right-handed persons) embracing all the centers of memories and associations connected with language; see *word center*. **motor z.**, that portion of the cerebral cortex a lesion of which produces spasm or paralysis.

zonesthesia, **zonæsthesia** (zōn-es-the'zī-ah) [G. *zōnē*, girdle, + *æsthēsis*, sensation.] Girdle-sensation, strangæsthesia; a sensation as if a cord were drawn around the body, constricting it.

Zonian Springs, Illinois. Light alkaline-calcic waters containing carbonic acid. Three or four springs. Used by drinking in affections of the stomach, liver, and kidneys.

zonif'ugal [L. *zona*, zone, + *fugere*, to flee.] Passing from within any region outward; as in mapping out an area of disturbed sensation, when the stimulus is first applied to the affected region and is carried along into the part where sensation is normal.

zonip'etal [L. *zona*, zone, + *petere*, to seek.] Passing from without toward and into any region; as in mapping out an area of disturbed sensation, when the stimulus begins in the normal part and is carried into the affected region.

zon'ula [L. dim. of *zona*, zone.] A zone, especially a small zone. **z. cilia'ris** [BNA], ciliary zonule, zonule of Zinn, suspensory ligament of the crystalline lens; a fine transparent membrane composed of meridional fibers arising from the inner surface of the orbiculus ciliaris; these run in bundles between, and in a very thin layer over, the ciliary processes; at the inner border of the corona the membrane splits into two folds attached to the capsule on the anterior and posterior surfaces of the crystalline lens close to the equator; the spaces between these two layers of fibers is filled with aqueous humor, they are known as spatia zonularia, or the canal of Petit. **zon'ular**. Relating to a zonula. **z. cat'aract**, see *cataract*. **z. fibers**, fibræ zonulares, the interlacing fibers of the zonula ciliaris. **z. spaces**, spatia zonularia [BNA], the spaces between the fibers of the suspensory ligament of the lens, forming the canal of Petit.

zon'ule. Zonula.

zonulitis (zon-u-li'(le')tis) [L. *zonula* + G. *-itis*.]

Inflammation of the zonule of Zinn, or suspensory ligament of the crystalline lens of the eye.

zoobiology (zo'o-bi-ol'o-jī) [G. *zōon*, animal, + *bios*, life, + *-logia*.] Biology.

zooblotum (zo-o-bi'ot-izm) [G. *zōon*, animal, + *bios*, life.] Biotics.

zooblast (zo'o-blast) [G. *zōon*, animal, + *blastos*, germ.] An animal cell.

zoochemical (zo-o-kem'i-kal). Relating to zoochemistry.

zoochemistry (zo-o-kem'is-trī) [G. *zōon*, animal.] Animal chemistry, the chemistry of the animal tissues and of the vital processes.

zoocyst (zo'o-sist) [G. *zōon*, animal, + *kystis*, bladder.] A sporocyst, a protozoan cyst.

zoodynamic (zo-o-di-nam'ik). Relating to zoodynamics.

zoodynamics (zo-o-di-nam'iks) [G. *zōon*, animal, + *dynamikos*; *dynamis*, force.] Animal physiology.

zoocrastia (zo'o-er-as'tī-ah) [G. *zōon*, animal, + *erastēs*, lover.] Sexual connection with an animal.

zoogenesis (zo-o-jen'e-sis) [G. *zōon*, animal, + *genesis*, origin.] The doctrine of animal production or generation, zoogeny, zoogony.

zoogenic (zo-o-jen'ik). Relating to zoogenesis.

zoogenous (zo-o-jen'us) [G. *zōon*, animal, + *gennaō*, I produce.] 1. Relating to zoogenesis. 2. Of animal origin.

zoogeny (zo-o-jen'y). Zoogenesis.

zoogeography (zo-o-je-og'rā-fī) [G. *zōon*, animal, + *gē*, earth, + *graphē*, description.] The geography of animals, the study of the distribution of animals on the earth's surface.

zooglae, zooglaea (zo-ō-gle'ah) [G. *zōon*, animal, + *glōia*, glue.] An aggregation or colony of bacteria enclosed in a glue-like mass, a stage in the development of certain microorganisms.

zooglaic, zooglaic (zo-ō-gle'ik). Relating to or occurring in the form of a zooglae mass.

zoogonous (zo-o-gon-us). Giving birth to living animals, viviparous.

zoogony (zo-o-gon'y) [G. *zōon*, animal, + *gonē*, generation.] Zoogenesis.

zoograft (zo'o-graft) [G. *zōon*, an animal.] A graft of tissue from one of the lower animals.

zoografting (zo-o-graft'ing). Zooplasty.

zoography (zo-o-grā-fī) [G. *zōon*, animal, + *graphē*, description.] A description of or treatise on animals.

zooid (zo'oyd) [G. *zōon*, animal, + *eidos*, resemblance.] 1. Resembling an animal. 2. A unicellular organism of indefinite classification, a zoophyte. 3. An animal cell capable of independent existence or movement, as the ovum or a spermatoozon. 4. A term sometimes applied to hemoglobin because of its assumed vital properties.

zoolak (zoo'lak). Trade name of a preparation of coagulated milk.

zoolith, zoolith (zo'o-lit, zo-o-lith) [G. *zōon*, animal, + *lithos*, stone.] A petrified animal.

zoology (zo-ol'o-jī) [G. *zōon*, animal, + *-logia*.] The science which deals with animals in all their relations.

Zoomastigophora (zo'o-mas-tī-gof'o-rah) [G. *zōon*, animal, + *mastix*(mastig-), whip, + *phoros*, a bearer.] A class of *Mastigophora* embracing the forms with evident animal characteristics.

zoonite (zo'on-it). A cerebrospinal segment or metamere.

zoonomy (zo-on'o-mī) [G. *zōon*, animal, + *nomos*,

law.] Animal physiology, the science dealing with the laws of the vital functions in animals.

zoonosis (zo-ō-no'sis) [G. *zōon*, animal, + *nosos*, disease.] Any disease in man acquired from one of the lower animals; rabies is an example.

zoonotic (zo-on-ot'ik). Relating to, or of the nature of a zoonosis.

zooparasite (zo-o-par'a-alt) [G. *zōon*, animal.] A animal parasite, an animal existing as a parasite.

zoopathology (zo-o-pā-thol'o-jī) [G. *zōon*, animal, + *pathos*, suffering, + *-logia*.] The pathology of the lower animals, veterinary pathology.

zoopetral (zo-op'i-ral). Relating to zoopetry.

zoopetry (zo-op'i-rī) [G. *zōon*, animal, + *peira*, trial.] Animal experimentation.

zoophagous (zo-ōf'a-gus) [G. *zōon*, animal, + *phagō*, I eat.] Subsisting on animal food, carnivorous.

zoophile (zo'o-fil) [G. *zōon*, animal, + *philos*, love.] 1. A lover of animals; especially one more fond of animals than of his own kind, one opposed to any animal experimentation, an antivivisectionist. 2. Fond of animals, especially unduly fond of them.

zoophilia (zo-o-fil'i-ah). Zoophilism.

zoophilism (zo-ōf'il-izm). Fondness for animals, especially an extravagant fondness for the antivivisectionism. erot'ic z., the deriving sexual pleasure by patting or stroking animals.

zooph'list. Zoophile (1).

zoophobia (zo-o-fō-bī-ah) [G. *zōon*, animal, + *phobos*, fear.] An unreasoning fear of animals.

zoophyte (zo'o-fit) [G. *zōon*, animal, + *phōto*, plant.] A plant-like animal; a colony of animals resembling a plant, as the coral; phytozoa.

zooplasty (zo'o-plas-tī) [G. *zōon*, animal, + *plastō*, formed.] Zoografting, the grafting of skin.

other tissue taken from one of the lower animals.

zooprecipitin (zo-o-pre-sip'i-tin) [G. *zōon*, animal, + *precipitin*, A precipitin obtained by repeated injections of animal protein.

zoopsia (zo-op'sī-ah) [G. *zōon*, animal, + *opsis*, vision.] A delusion of seeing animals.

zoopsychology (zo-o-si-kol'o-jī) [G. *zōon*, animal, + *psychē*, mind, + *-logia*.] Animal psychology, the study of the mental processes or instincts of the lower animals.

zooscopy (zo-os'ko-pī) [G. *zōon*, animal, + *scōpō*, I view.] Zoopsia.

zoosis (zo-o'sis) [G. *zōon*, animal.] 1. A disease caused by an animal parasite. 2. Zoonosis.

zoozmosis (zo-oz-mo'sis) [G. *zōos*, living.] The process of osmosis in living tissues.

zoosperm, zoospermium (zo'o-spūrm, zo-o-sper-mum) [G. *zōon*, animal, + *sperma*, seed.] A metazoosperm.

zoospore (zo'o-spōr) [G. *zōon*, animal, + *spora*, seed.] Any spore having independent existence, a swarm-spore.

zootherapy (zo-o-ther'ā-pī) [G. *zōon*, animal, + *therapeia*, treatment.] Veterinary therapy.

zootomist (zo-ot'o-mist). A comparative anatomist.

zootomy (zo-ot'o-mī) [G. *zōon*, animal, + *tomē*, cutting.] 1. Comparative anatomy. 2. A section of one of the lower animals.

zootox'in (zo-o-tox'in) [G. *zōon*, animal, + *toxos*, stance, resembling the bacterial toxins in their toxic properties, found in the fluids of many animals; snake-venom, the secretions of many insects, and eel-blood contain zootoxins.

zootrophic (zo-o-trof'ik) [G. *zōon*, animal, + *trofō*, nourishment.] Relating to or serving for the nutrition of the lower animals.

zoe'ter [G. *zōstēr*, a girdle.] Herpes zoster.

form. Zosteroid.
oid [G. *eidos*, resemblance.] Resembling
zoster, zosteriform.
Chemical symbol of zirconium.
rkand'l's convolu'tion (tsoo'ker-kahn-dl)
ul *Zuckerkan*d, German anatomist, *1849.]
rus subcallosus. Z.'s gland, a little yellow
nispherical mass, the size of a hempseed, some-
times found between the two geniohyoid muscles,
ieved to be an accessory thyroid gland. Z.'s
bercle, nasal tonsil. Z.'s vein, a communicating
anch between the nasal and the cerebral veins.
oid. Zymoid.
Nedden. See *Nedden*.
al. Relating to or shaped like a zygon or yoke;
l-shaped. z. fissure, a figure formed by two
early parallel cerebral fissures connected by a
hort fissure at right angles, forming an H.
apophyseal (zi-gap-o-fiz'e-al). Relating to a
ypaphophys or articular process of a vertebra.
gapophys (zi-gá-pof'i-sis) [G. *zygon*, yoke, +
apophys, offshoot.] An articular process of a
vertebra, processus articularis [BNA].
gion (zi'j'on) [G. *zygon*, yoke.] The point on the
zygoma on either side, at the extremity of the
zygomatic diameter.
ygocyte (zi'go-sit) [G. *sygōsis*, a joining, + *kytos*,
cell.] Zygote.
ygolabia'lis. The caput zygomaticum of the
musculus quadratus labii superioris [BNA], or
musculus* zygomaticus minor.
yyo'ma [G. cheekbone.] 1. Arcus zygomaticus
[BNA], a strong bar of bone bridging over the
temporal fossa, formed by the union of the
zygomatic processes of the temporal and malar
bones. 2. The malar bone, jugal bone, os
zygomaticum [BNA].
zygomatic. Relating to the zygoma. z. apoph'y-
sis, processus zygomaticus [BNA]. z. arch,
zygoma (1),* arcus zygomaticus [BNA]. z. bone,
malar bone, jugal bone, os* zygomaticum [BNA].
z. crest, the portion of the great wing of the
sphenoid bone which articulates with the zygoma-
tic bone, margo zygomaticus [BNA]. z.
diam'eter, the extreme breadth of the skull at the
zygomatic arches. z. foramen, (1) foramen
zygomaticofaciale [BNA]; (2) foramen zygoma-
cotemporale [BNA]. z. fossa, fossa infratempo-
ralis [BNA]. z. muscle, see under *musculus*.
z. suture, sutura zygomaticotemporalis [BNA].
z. tu'bercle, eminentia articularis, tuberculum*
articulare [BNA].
zygomaticoauric'ular. Relating to the zygoma
and the auricle, noting a muscle, musculus*
auricularis anterior [BNA], and a craniometrical
index.*
zygomaticoauricula'ris. Musculus auricularis
anterior [BNA].
zygomaticofa'cial. Relating to the zygoma and the
face, noting a foramen.
zygomaticofron'tal. Relating to the zygoma and
the frontal bones, noting a suture.
zygomaticomax'illary. Relating to the zygoma
and the maxilla, noting a suture.
zygomatico-or'bital. Relating to the zygoma
and the orbit, noting an artery and a foramen.
zygomaticosphenoid.. Relating to the zygoma
and the sphenoid bone, noting a fissure between
the greater wing of the sphenoid and the zygoma-
tic bone.
zygomaticotem'poral. Relating to the zygoma
and the temporal bone, noting a foramen and a
suture.
zygomaticus. See under *musculus*.

zygomatoauricularis (zi-go'mă-to-aw-rik-u-lar'is).
Musculus auricularis anterior.
zy'gomaxilla're. The zygomaxillary point, a crani-
ometrical point at the inferior extremity of the
zygomaticotemporal suture.
zygomax'illary. Relating to the zygoma and the
maxilla, noting a suture and a craniometrical
point, the zygomaxillare.
zygomycetes (zi'-go-mi-se'tēz). A group of hypho-
mycetes, or mould fungi.
zygon [G. crossbar.] The short crossbar connecting
the branches of a zygol* fissure.
zygoneure (zi'go-nūr) [G. *zygon*, yoke, + *neuron*,
nerve.] A neuron seemingly connecting other
nerve-cells.
zygo'sis [G. a joining.] True conjugation or sexual
union of two unicellular organisms, consisting
essentially in the fusion of the nuclei of the two
cells.
zygosperm [G. *sygōsis*, a joining, + *sperma*, seed.]
A spore formed by the conjugation of two other
spores, zygospore.
zy'gospore [G. *sygōsis*, a joining, + *sporos*, seed.]
ZygospERM.
zygote (zi'gōt) [G. *sygōtos*, yoked.] The individual
produced by the fusion of two cells in true conju-
gation or zygosis; the fertilized macrogamete; a
zoosperm.
zygo'toblast [G. *sygōtos*, yoked, + *blastos*, germ.]
Sporozoite.
zygotomere (zi-go'to-mēr) [G. *sygōtos*, yoked, +
meros, part.] Sporoblast.
zy'lonite. Xylonite, celluloid.*
zym'ad [G. *zymē*, leaven, with termination formed
after the analogy of monad.] The contagium
vivum of a zymotic or infectious disease.
zymase (zi'māz) [G. *zymē*, leaven, + -ase.] An
enzyme.
zyma'sis. The extraction by pressure of the fer-
menting principle of yeast.
zyme (zim) [G. *zymē*.] 1. A ferment. 2. Conta-
gium* vivum of an infectious disease.
zymic. 1. Relating to a ferment. 2. Noting an
anaerobic microorganism.
zym'in. 1. A ferment. 2. Pancreatin.
zymicide [G. *zymē*, leaven, + *L. cadere*, to kill.] A
proprietary liquid antiseptic, said to contain
golden seal, calendula, witch hazel, boric acid,
sodium thymolate, menthol, zinc sulphocarbonate,
oil of eucalyptus, and oil of wintergreen.
zymogen [G. *zymē*, leaven, + *gennaō*, I produce.]
A substance in a digestive gland which is con-
vertible into an enzyme; proferment.
zymogen'ic. Relating to a zymogen; causing fer-
mentation.
zymogenous (zi-moj'en-us). Zymogenic.
zymohydroly'sis [G. *zymē*, leaven, + *hydōr* (hydr-),
water, + *lysis*, a loosening.] Hydrolysis or
cleavage of any compound under the influence of
a ferment; zymolysis, zymosis (1).
zymoid [G. *zymē*, leaven, + *eidos*, resemblance.]
Resembling a ferment or enzyme.
zymoidin. Trade name of a mixture of various
substances—aluminum, bismuth, and zinc oxides,
phenol, salicylic acid, etc.—recommended as an
antiseptic dusting powder.
zymol'ogist. One who is versed in the science of
fermentation, or zymology.
zymol'ogy [G. *zymē*, leaven, + -logia.] The branch
of chemistry which deals with fermentation.
zymol'ysis [G. *zymē*, leaven, + *lysis*, solution.]
Fermentation, zymosis (1).
zymolyt'ic. 1. Fermentative. 2. Zymotic (2).

zymo'ma, zy'mome [G. *zymōma*.] 1. A ferment.
2. Microzyme, a pathogenic microorganism.
zymom'eter [G. *zymē*, leaven, + *metron*, measure.]
An instrument for estimating the degree of fermentation.
zy'mophore [G. *zymē*, leaven, + *phoros*, bearer.]
Noting the atomic group of a receptor* of the second order which carries the digestive principle.
zymophor'ic, zymoph'orous. Zymophore.
zymophyte (zi'mo-fit) [G. *zymē*, leaven, + *phylon*, plant.] A fermentation-exciting vegetable microorganism.
zymoplas'tic [G. *zymē*, leaven, + *plassō*, I form.]
Producing a ferment.
zymose (zi'mōz). Invertin, a ferment changing a disaccharid, such as cane-sugar, into a monosaccharid, invert-sugar.
zymosim'eter, zymosiom'eter [G. *zymōsis*, fermentation, + *metron*, measure.] Zymometer.
zymo'sis [G.] 1. Fermentation, zymolysis. 2. The infective process. 3. An infectious disease. z. **gas'trica**, organacidia.
zymosthen'ic (zi-mos-then'ik) [G. *zymē*, leaven, + *sthenos*, strength.

Increasing the functional activity and power of an enzyme.
zymotechny (zi-mo-tek'ni) [G. *zymē*, leaven, + *technē*, art.] Any technique in which a process of fermentation is involved; zymurgy.
zymot'ic. 1. Relating to fermentation. 2. Noting an infectious disease. z. **disease**, zymosis (3). z. **doctrine**, the doctrine that an infectious disease is in its nature essentially a fermentative process. z. **papillo'ma**, yaws. z. **prin'ciple**, the contagium of an infectious disease. z. **the'ory**, z. doctrine.
zy'motoid [G. *zymē*, leaven, + *eidos*, resemblance.]
Trade name of a preparation, said to contain boric acid, sulphur, potassium nitrate, and other substances, recommended for internal and external use in various diseases of the skin and mucous membranes.
zymotox'ic group. The active atom-complex of a complement, analogous to the toxophore group of a toxin.
zymurgy (zi'mur-jī) [G. *zymē*, leaven, + *ergos*, work.] The branch of chemistry which deals with fermentation as applied to the manufacture of alcoholic beverages.

APPENDIX

APPENDIX.

WEIGHTS AND MEASURES.

There are, unfortunately, several systems of weights and measures in use among the English speaking peoples—the metric, the avoirdupois, the troy, and the apothecaries' weights, and the Imperial and the United States measures of quantity, in addition to the common British and American linear, square, and cubic measures. The metric system is universally employed by laboratory workers throughout the world and its use commercially and in pharmacy is legal in the United States and permissible in Great Britain; the U.S.P. and B.P. employ it together with their national weights and measures, and it will probably eventually supersede the latter in prescription writing as it has in the laboratory.

THE METRIC SYSTEM.

Linear Measures.

The unit of the metric system is the meter, which is the one ten-millionth part of the meridian quadrant of the earth, the circumference of the earth at the equator being therefore 40,000,000 meters, or 40,000 kilometers, or roughly 25,000 miles. In the nomenclature of the system multiples of the meter are indicated by prefixes derived from the Greek, as follows:

Meter; decameter, 10 meters; hectameter, 100 meters; kilometer, 1,000 meters; myriameter, 10,000 meters.

Fractions of the meter are indicated by prefixes derived from the Latin, as follows:

Meter; decimeter, $\frac{1}{10}$ meter; centimeter, $\frac{1}{100}$ meter; millimeter, $\frac{1}{1000}$ meter.

In microscopy, the unit of measure is $\frac{1}{1000}$ of a millimeter, called micron (symbol μ), or, incorrectly, micromilleter; the prefix micro- properly notes the one-millionth of the measure to which it is attached, the micron being therefore correctly called micrometer.

Square Measures.

A square meter, in land measure, is called a centiare; 100 sq. meters = 1 are; 100 ares (10,000 sq. meters) = 1 hectare.

Cubic Measures or Volumes.

The unit of volume is the cubic decimeter, called a liter; one liter of water weighs practically 1 kilogramme. It is divided into the deciliter, $\frac{1}{10}$ liter (weight 100 grams); centiliter, $\frac{1}{100}$ liter (weight 10 grams); and milliliter (cubic centimeter), $\frac{1}{1000}$ liter (weight 1 gram).

Theoretically there are also multiples of the liter: decaliter, 10 liters; hectaliter, 100 liters; kiloliter, 1000 liters; practically, however, the hectaliter (weight of water 100 kilograms) is the only multiple in use.

Weights.

The unit of weight is the gram, or gramme abbreviation gr. (in English speaking countries usually g. or gm. to distinguish it from grain). It is practically the weight of one cubic centimeter of distilled water at its maximum density (4° C.); exactly it is one-thousandth the weight of a mass of platinum, called *kilogramme des archives*, preserved as the standard in Paris. Multiples of this unit are designated by prefixes derived from the Greek numerals, as follows:

Gram; decagram, 10 grams; hectagram, 100 grams; kilogram (abbr. kilo), 1000 grams. In France, multiples of the kilo are sometimes called: 100 kilos, quintal; 1000 kilos, tonne or millier. One-half a kilo is popularly called a livre (pound).

Fractions of the gram are designated by prefixes derived from the Latin numerals, as follows:

Gram; decigram, $\frac{1}{10}$ gram; centigram, $\frac{1}{100}$ gram; milligram, $\frac{1}{1000}$ gram.

In pharmacy and laboratory work the unit of volume is the cubic centimeter, abbr. c.c., or Cc (U.S.P.); that of weight is the gram. In the countries where the metric system is in use, liquid medicinal preparations are dispensed by weight and not by volume, by grams and not by cubic centimeters. In prescription writing, fractions of the cubic centimeter or of the gram are expressed by decimals, or by figures written to the right of a vertical line; thus:

2	cubic centimeters or	2	gm., 2.	or	2
$\frac{1}{10}$	cubic centimeter or	$\frac{1}{10}$	gm., 0.1	or	1
$\frac{1}{100}$	cubic centimeter or	$\frac{1}{100}$	gm., 0.03	or	3
$\frac{1}{1000}$	cubic centimeter or	$\frac{1}{1000}$	gm., 0.002	or	2
$1\frac{3}{100}$	cubic centimeters or	$1\frac{3}{100}$	gm., 1.35	or	135

BRITISH AND AMERICAN MEASURES.

Linear Measures.

mile.	furlongs.	rods.	yards.	feet.	inches.
1	= 8	= 320	= 1760	= 5280	= 63360
	1	= 40	= 220	= 660	= 7920
		1	= $5\frac{1}{2}$	= 16 $\frac{1}{2}$	= 198
			1	= 3	= 36
				1	= 12

Other measures are: league, 3 miles; cable, 10 fathoms = 60 feet; fathom, 6 feet; chain, 22 yards = 66 feet = 100 links; link, 7.92 inches; cubit, 2 quarters = 18 inches; quarter, 9 inches; hand, 4 inches; palm, 3 inches; ell, 1.25 yards = 45 inches; line, $\frac{1}{12}$ inch.

Square Measure.

acre.	perches.	sq. yards.	sq. feet.	sq. inches.
1	= 160	= 4840	= 43,560	= 6,560,640
	1	= 30.25	= 272.25	= 39,204
		1	= 9	= 1296
				= 144

A square mile = 640 acres = 6400 square chains; 10 square chains (each 4,356 square feet) = 1 acre

TROY OR APOTHECARIES' AND AVOIRDUPOIS WEIGHTS.

In the United States the weights used in prescription writing and the compounding of drugs are those of the apothecaries' system; the weights of the British Pharmacopeia are those of the avoirdupois system. In both, the weight of the grain is the same, but the drachm, ounce, and pound differ.

Troy Weights.

pound.	ounces.	pennyweights;	grains.
1	= 12	= 240	= 5760
	1	= 20	= 480
		1	= 24

Apothecaries' Weights (U.S.P.).

pound.	ounces.	drachms.	scruples.	grains.
1	= 12	= 96	= 288	= 5760
	1	= 8	= 24	= 480
		1	= 3	= 60
			1	= 20

Avoirdupois Weights (B.P.)

pound.	ounces.	drachms.	grains.
1	= 16	= 256	= 7000
	1	= 16	= 437.5
		1	= 27.34375

To convert troy ounces to avoirdupois, add 10 per cent.; to convert avoirdupois ounces to troy, subtract $\frac{1}{10}$. These are approximate equivalents.

Other weights are: quarter, 28 pounds; hundredweight, 112 pounds; ton, 20 hundredweight = 2240 pounds; in America there is also the "short ton" of 2000 pounds, with the corresponding hundredweight of 100 pounds, and quarter of 25 pounds. The stone is 14 pounds for the weight of man, but varies in value for different commodities.

LIQUID MEASURES.

United States Apothecaries' Measures.

gallon.	quarts.	pints.	fluid ounces.	fluid drachms.	minims
1	= 4	= 8	= 128	= 1024	= 61440
	1	= 2	= 32	= 256	= 15360
		1	= 16	= 128	= 7680
			1	= 8	= 480
				1	= 60

Imperial Apothecaries' Measures.

gallon.	quarts.	pints.	fluid ounces.	fluid drachms.	minims
1	= 4	= 8	= 160	= 1280	= 76800
	1	= 2	= 40	= 320	= 19200
		1	= 20	= 160	= 9600
			1	= 8	= 480
				1	= 60

The minim, fluidrachm, and fluidounce of the U. S. apothecaries' measure are slightly larger than the corresponding denominations in the Imperial (British) measure; the pint, quart, and gallon, on the other hand, are materially smaller.

	U. S.	Imp.	Imp.	U. S.
minim, fluidrachm,				
fluidounce,	1	= 1.0406		1 = 0.9609
pint, quart, gallon,		1 = 0.8325		1 = 1.2011

EQUIVALENTS.

Tables of exact equivalents of metric and apothecaries' and avoirdupois weights, and metric and English and American measures are given below, but for rough calculations the following will suffice:

Linear Measures.

One kilometer = $\frac{1}{2}$ mile or 3281 feet; 8 kilometers

= 5 miles; 1 meter = 39 inches; 1 centimeter = $\frac{1}{2}$ inch; 1 millimeter = $\frac{1}{25}$ inch or line. 1 meter = $\frac{39}{1000}$ inch.

One mile = $1\frac{1}{2}$ kilometers; 1 yard = 92 centimeters; 1 foot = 30.5 centimeters; 1 inch = 25 millimeters. 1 line = 2 millimeters.

To convert kilometers to miles, multiply by 5 and divide by 8; to convert miles to kilometers multiply by 8 and divide by 5.

To convert meters to yards, multiply by 70 and divide by 64; to convert yards to meters multiply by 64 and divide by 70.

To convert centimeters to feet, multiply by 10 and divide by 307; to convert feet to centimeters multiply by 307 and divide by 10.

To convert millimeters to inches, multiply by 25 and divide by 254; to convert inches to millimeters multiply by 254 and divide by 10.

Weights.

One kilogram = $2\frac{1}{2}$ pounds, or $35\frac{1}{2}$ ounces, avoirdupois; or $2\frac{1}{2}$ pounds, or $32\frac{1}{2}$ ounces, troy; 1 gram = 15 $\frac{1}{2}$ grains.

One pound avoirdupois = 453.6 grams; 1 pound troy = 373.2 grams; 1 ounce avoirdupois = 28.2 grams; 1 ounce troy = 31.1 grams; 1 drachm = 3.89 grams; 1 grain = 0.065 gram.

To convert kilograms to pounds avoirdupois multiply by 1000 and divide by 454; to convert pounds avoirdupois to kilograms, multiply by 454 and divide by 1000; to convert kilograms to pounds troy, multiply by 1000 and divide by 371; to convert pounds troy to kilograms multiply by 371 and divide by 100.

To convert grams to ounces avoirdupois, multiply by 20 and divide by 567; to convert grams to ounces troy, multiply by 20 and divide by 622; or in both cases simply divide by 30; to convert ounces avoirdupois to grams, multiply by 567 and divide by 20; to convert ounces troy to grams, multiply by 622 and divide by 20; or in both cases simply multiply by 30.

To convert grams to drachms, divide by 4; to convert drachms to grams multiply by 4.

To convert grams or fractions of a gram to grains, multiply by 155 and divide by 10, or simply multiply by 15; to convert grains to grams, multiply by 10 and divide by 155, or simply divide by 15.

To convert centigrams to grains, divide by 6; to convert grains to centigrams, multiply by 6.

To convert milligrams to grains, divide by 60; to convert grains to milligrams, multiply by 60.

Fluid Measures.

One liter = 1.76 imperial pints or 2.1 U. S. pints. 1 cubic centimeter = 17 minims (B.P.) or 16 $\frac{1}{2}$ minims (U.S.P.).

One imperial gallon = 4.55 liters; 1 U. S. gallon = 3.79 liters; 1 imperial pint = 568 cubic centimeters. 1 U. S. pint = 473 cubic centimeters; 1 fluid ounce (B.P.) = 28.4 cubic centimeters; 1 fluidounce (U.S.P.) = 29.5 cubic centimeters; 1 fluid drachm (B.P.) = 3.5 cubic centimeters; 1 fluidrachm (U.S.P.) = 3.7 cubic centimeters; 1 minim = 0.065 cubic centimeter.

To convert liters to imperial gallons, multiply by 22 and divide by 100; to convert liters to U. S. gallons, multiply by 265 and divide by 1000 (by moving the decimal point three places to the left); to convert imperial gallons to liters, divide by 22 and multiply by 100; to convert U. S. gallons to liters divide by 265 and multiply by 1000.

To convert liters to imperial pints, multiply by 88 and divide by 50; to convert liters to U. S. pints

ply by 21 and divide by 10; to convert im-
pints to liters, multiply by 50 and divide by 88;
convert U.S. pints to liters, multiply by 100 and
divide by 21.

to convert cubic centimeters to fluid drachms
(F.), multiply by 2 and divide by 7; to convert
centimeters to fluidrachms (U.S.P.), multiply
20 and divide by 74; or in both cases simply
divide by 4; to convert fluid drachms (B.P.) to
centimeters, multiply by 7 and divide by 2;
convert fluidrachms (U.S.P.) to cubic centime-
ters, multiply by 74 and divide by 20; or in both
cases simply multiply by 4.

To convert cubic centimeters, or fractions thereof,
minims, multiply by 100 and divide by 6; to
convert minims to cubic centimeters, multiply by 6
and divide by 100 (by moving the decimal point
two places to the left).

METRIC EQUIVALENTS OF APOTHECARIES' WEIGHTS.

grains.	grams.	grains.	grams.
16	0.000539	7	0.453586
16	0.000648	8	0.518384
16	0.001079	9	0.583182
16	0.001206	10	0.647980
16	0.002159	15	0.971970
16	0.002592	20	1.295960
16	0.003237	30	1.943940
16	0.005399	drachms.	grams.
16	0.006479	1	3.88788
16	0.008098	2	7.77576
16	0.010798	3	11.66364
16	0.016197	4	15.55152
16	0.021597	ounces.	grams.
16	0.032395	1	31.10394
16	0.064798	2	62.20788
16	0.129596	3	93.31182
16	0.194394	4	124.41576
16	0.259192	6	186.62364
16	0.323990	12	373.24728
16	0.388788		

METRIC EQUIVALENTS OF AVOIRDUPOIS WEIGHTS.

The equivalents for grains and fractions of a
grain are the same as those of apothecaries' weights.

drachms	grams.	ounces.	grams.
1	1.77182	1	28.34912
2	3.54364	2	56.69824
3	5.31546	3	85.04736
4	7.08728	4	113.39648
8	14.17456	8	226.79296

EQUIVALENTS OF METRIC IN APOTHECARIES' OR AVOIRDUPOIS WEIGHTS.

grams.	grains.	grams.	grains.
0.001	0.01543	0.2	3.08678
0.002	0.03086	0.3	4.63017
0.003	0.04629	0.4	6.17359
0.004	0.06173	0.5	7.71699
0.005	0.07716	0.6	9.26039
0.006	0.09261	0.7	10.80379
0.007	0.10803	0.8	12.34719
0.008	0.12347	0.9	13.89059
0.009	0.13891	1.0	15.43399
0.01	0.15433	2.0	30.86798
0.02	0.30866	3.0	46.30197
0.03	0.46301	4.0	61.73598
0.04	0.61735	5.0	77.16995
0.05	0.77169	6.0	92.60394
0.06	0.92603	7.0	108.03793
0.07	1.08037	8.0	123.47191
0.08	1.23471	9.0	138.90591
0.09	1.38905	10.0	154.33991
0.1	1.54339		

kilograms.	ounces. (avoirdupois)	ounces. (troy)
1	35.27	32.15
2	70.55	64.31
5	176.37	160.77
10	352.74	321.54

kilograms.	pounds. (avoirdupois)	pounds. (troy)
1	2.2048	2.6792
2	4.4096	5.3584
5	11.0240	13.3960
10	22.0480	26.7920

METRIC EQUIVALENTS OF U. S. APOTHECARIES' MEASURES.

minims.	cubic centimeter.	minims.	cubic centimeters.
16	0.000513	1	0.061618
16	0.000616	2	0.123236
16	0.001027	3	0.184854
16	0.001232	4	0.246472
16	0.002054	5	0.308091
16	0.002464	6	0.369708
16	0.003081	7	0.431326
16	0.005135	8	0.492944
16	0.006161	9	0.554562
16	0.007703	10	0.616181
16	0.010271	15	0.924272
16	0.015405	20	1.232362
16	0.020542	30	1.848543
16	0.030809		

fluid- drachms.	cubic centimeters.	fluid- ounces.	cubic centimeters
1	3.697086	1	29.576686
2	7.394172	2	59.153372
3	11.091258	3	88.730058
4	14.788344	4	118.306744
5	18.485431	6	177.460116
6	22.182516	12	354.920232
7	25.879602	16(pt.)	473.226976

METRIC EQUIVALENTS OF IMPERIAL APOTHECARIES' MEASURES.

minims.	cubic centimeters.	minims.	cubic centimeters
16	0.000493	1	0.059205
16	0.000592	2	0.118410
16	0.000985	3	0.177615
16	0.001184	4	0.236820
16	0.001971	5	0.296025
16	0.002368	6	0.355230
16	0.002961	7	0.414435
16	0.004934	8	0.473640
16	0.005920	9	0.532845
16	0.007395	10	0.592050
16	0.009859	15	0.888075
16	0.014790	20	1.184100
16	0.019718	30	1.776150
16	0.029601	45	2.664225

fluid drachms.	cubic centimeters.	fluid ounces.	cubic centimeters.
1	3.5523	1	28.4184
2	7.1046	2	56.8368
3	10.6569	3	85.2552
4	14.2092	4	113.6736
5	17.7615	5	142.0920
6	21.3138	6	170.5104
7	24.8661	10	284.1840
		20(pt)	568.3680

EQUIVALENTS OF METRIC IN U. S. APOTHECARIES' MEASURES.

cubic centimeters.		cubic centimeters.	
minims.		minims.	
0.001	0.01623	0.2	3.24682
0.002	0.03246	0.3	4.87023
0.003	0.04871	0.4	6.49364
0.004	0.06493	0.5	8.11706
0.005	0.08117	0.6	9.74047
0.006	0.09741	0.7	11.36388
0.007	0.11363	0.8	12.98729
0.008	0.12987	0.9	14.61071
0.009	0.14611	1.0	16.23412
0.01	0.16234	2.0	32.46824
0.02	0.32468	3.0	48.70236
0.03	0.48702	4.0	64.93648
0.04	0.64936	5.0	81.17061
0.05	0.81171	6.0	97.40473
0.06	0.97404	7.0	113.63885
0.07	1.13638	8.0	129.87297
0.08	1.29872	9.0	146.10709
0.09	1.46107	10.0	162.34122
0.1	1.62341		
liter.		fluidounces.	
1		33.82108	
		pints.	
		2.11381	

EQUIVALENTS OF METRIC IN IMPERIAL APOTHECARIES' MEASURES.

cubic centimeters.		cubic centimeters.	
minims.		minims.	
0.001	0.01689	0.2	3.37822
0.002	0.03378	0.3	5.06733
0.003	0.05067	0.4	6.75644
0.004	0.06756	0.5	8.44556
0.005	0.08445	0.6	10.13467
0.006	0.10134	0.7	11.82378
0.007	0.11823	0.8	13.51289
0.008	0.13512	0.9	15.20200
0.009	0.15202	1.0	16.89112
0.01	0.16891	2.0	33.78224
0.02	0.33782	3.0	50.67336
0.03	0.50673	4.0	67.56448
0.04	0.67564	5.0	84.45560
0.05	0.84455	6.0	101.34672
0.06	1.01346	7.0	118.23784
0.07	1.18237	8.0	135.12896
0.08	1.35128	9.0	152.02008
0.09	1.52020	10.0	168.91123
0.1	1.68911		
liters.		fluid ounces.	
1		35.19691	
		pints.	
		1.75984	

APPROXIMATE LIQUID MEASURES.

In America a teaspoonful is reckoned as 1 fluidrachm, or 4 c.c.; a dessertspoonful as 2 fluidrachms, or 8 c.c.; a tablespoonful as half an ounce, or 16 c.c. Elsewhere a teaspoonful is regarded as approximately the equivalent of 5 c.c. (85 minims B.P.); a tablespoonful as three teaspoonfuls or 15 c.c. (255 minims B.P.).

A wineglassful is 2 fluidounces, or 64 c.c.; a teacupful = 2 wineglassfuls, 4 fluidounces, 125 c.c.; a tumblerful = 4 wineglassfuls, 8 fluidounces, half a pint, 250 c.c.

A drop is a measure of very uncertain quantity, varying in size not only according to the nature of the liquid but also according to the shape of the container, and its aperture, from which it falls. This is strikingly illustrated in the table given below, in which the number of drops in the fluidrachm varies from 41 to 172. Some of the Pharmacopeias give extensive tables of this kind show-

ing the number of drops of the different liquid preparations in the gram. For these drops a measure is prescribed, consisting of a pipette with a diameter of 3 mm. giving 20 drops of distilled water per gram.

Drops in a Fluidrachm.

The wide difference in the size of drops of different liquids, and of the same liquid under different conditions, is shown in the following table prepared by Mr Albert H. Kinsey and published in the *American Journal of Pharmacy*, April, 1884.

	Dropped from		
	Shop bottle.	Glass stopper.	Minim measure.
Acetum lobeliæ.....	51	48	64
Acetum opii.....	66	57	65
Acetum sanguinariæ.....	102	92	93
Acidum aceticum.....	82	49	101
Acidum aceticum dilutum.....	94	55	99
Acidum carbolicum.....	82	66	110
Acidum hydrobromicum.....	57	65	70
Acidum hydrochloricum.....	60	57	96
Acidum hydrochloricum dilutum.....	70	51	62
Acidum nitricum.....	82	66	124
Acidum nitricum dilutum.....	63	60	81
Acidum nitrohydrochloricum.....	87	74	92
Acidum nitrohydrochloricum dilutum.....	58	54	62
Acidum phosphoricum.....	54	43	62
Acidum sulphuricum.....	160	152	172
Acidum sulphuricum dilutum.....	57	47	60
Acidum sulphuricum, aromaticum.....	97	94	144
Aqua ammoniæ.....	45	41	54
Aqua destillata.....	64	61
Liquor potassii arsenitis.....	58	61	77
Oleum anisi.....	76	73	112
Oleum amygdalæ amaræ.....	102	77	75
Oleum cari.....	108	84	113
Oleum chenopodii.....	94	75	120
Oleum caryophylli.....	98	75	133
Oleum cinnamomi.....	77	73	112
Oleum crotonis.....	84	62	104
Oleum cubebæ.....	86	80	120
Oleum gaultheriæ.....	93	93	136
Oleum lavandulæ.....	105	78	133
Oleum menthæ piperitæ.....	88	73	132
Oleum menthæ viridis.....	95	81	132
Oleum myristicæ.....	98	83	128
Oleum pimentæ.....	102	86	133
Oleum rosmarini.....	92	88	133
Oleum sassafras.....	83	77	142
Oleum terebinthinæ.....	103	90	142
Spiritus ammoniæ aromaticus.....	108	87	130
Spiritus camphoræ.....	98	79	140
Spiritus ætheris compositus.....	120	88	140
Spiritus ætheris nitrosi.....	88	86	144
Spiritus menthæ piperitæ.....	98	86	143
Syrupus scellæ compositus.....	106	87	121
Tinctura acconiti.....	120	102	164
Tinctura asafetidæ.....	102	85	145
Tinctura belladonnæ.....	94	81	128

Drops in a Fluidrachm. Continued.

	Dropped from		
	Shop bottle.	Glass stop-per.	Minim measure.
Tinctura benzoini com-posita.....	98	81	146
Tinctura cannabis indicæ.....	124	120	98
Tinctura cantharidis.....	118	97	136
Tinctura capsici.....	116	88	143
Tinctura colchici.....	86	80	124
Tinctura digitalis.....	114	79	145
Tinctura ferri chloridi.....	108	139
Tinctura hyoscyami.....	114	91	147
Tinctura ignatiæ.....	112	83	140
Tinctura iodi.....	112	97	144
Tinctura kino.....	116	100	148
Tinctura krameriæ.....	117	96	150
Tinctura lavandulæ com-posita.....	97	86	141
Tinctura lobeliæ.....	110	79	138

Drops in a Fluidrachm. Continued.

	Dropped from		
	Shop bottle.	Glass stop-per.	Minim measure.
Tinctura myrrhæ.....	100	95	145
Tinctura nucis vomicæ.....	112	105	148
Tinctura opii.....	98	92	143
Tinctura opii camphorata.....	94	86	135
Tinctura opii deodorata.....	109	89	141
Tinctura rhei.....	98	82	144
Tinctura sanguinariæ.....	110	88	134
Tinctura stramonii.....	100	93	120
Tinctura tolutana.....	120	97	156
Tinctura veratri.....	108	98	152
Vinum aloes.....	71	54	94
Vinum colchici radidis.....	92	72	95
Vinum colchici seminis.....	86	71	105
Vinum ergotæ.....	148	99	122
Vinum opii.....	96	72	102

SYMBOLS.

(The abbreviations, such as gr., oz., c.c., etc., will be found in their alphabetical position in the body of the Dictionary.)

- π minim.
- ℥ scruple.
- ℥ss drachm.
- ℥i ounce.
- ℥ss pint.
- lb pound.
- \mathcal{R} recipe, take; a modification of \mathcal{J} the sign of Jupiter.
- \mathcal{M} misce, mix.
- ' foot; minute; primary accent; univalent.
- " inch; second; secondary accent; bivalent.
- ''' line ($\frac{1}{16}$ inch); trivalent.
- μ micron.
- $\mu\mu$ micromicron.
- + plus; excess; acid reaction; positive. In noting the result of the Wassermann test for syphilis, complete hemolysis is usually indicated by ++++ (or 4+); 75 per cent. hemolysis by +++ (or 3+); 50 per cent. hemolysis by ++ (or 2+), and less than 50 per cent. by +.
- minus; deficiency; alkaline reaction; negative
- \pm plus or minus; either positive or negative. indefinite.

- \div divided by.
- \times multiplied by; in microscopy, magnification.
- = equal to.
- > greater than; whence, from which is derived.
- < less than; from, derived from.
- $\sqrt{\quad}$ root; square root; radical.
- $\sqrt[3]{\quad}$ square root.
- $\sqrt[4]{\quad}$ cube root.
- ∞ infinity.
- :
- :: ratio; "is to".
- :: equality between ratios; "as".
- *
- * birth.
- † death.
- ♀ Venus; female; copper.
- ♂ Mars; male; iron
- undetermined sex.
- ⊙ the sun; gold; a monocarpic plant.
- ♂ mercury; an hermaphroditic, or perfect, flower.
- \mathcal{J} Jupiter; tin; a perennial plant.
- ♄ Saturn; lead; a plant with a woody stem.
- ⊙ an annual plant.
- ⊙ a biennial plant.
- ☾ the moon; silver.
- ° degree.
- % per cent.

STETHOSCOPIC ABBREVIATIONS

The following abbreviations, suggested by Professor Langmann of the Veilefjord Sanatorium, were adopted by the International Antituberculosis Association at its meeting in Berlin in October, 1913, for use in the stethoscopic findings in the preparation of case reports:

Abbr.	Latin	English	Abbr.	Latin	English
a.	anterior	anterior	p.	posterior	posterior
amph.	amphoricus	amphoric	Pap.	papilla mammæ	nipple
Ang.	angulus scapulæ	angle of the scapula	prolong.	prolongatus	prolonged
applan.	applanatus	flattened	Resp.	respiratio	respiration
bronch.	bronchialis	bronchial	retard.	retardatus	delayed
Brph.	bronchophonia	broncophony	rh.	rhonchi	râles
C.	costa	rib	rl.	fine râles
C ₂ , C ₃ , etc.	costa II, costa III, etc.	2nd rib, 3d rib, etc.	RL.	medium râles
Cl.	clavicula	clavicle	RL ₁	coarse râles
cons.	consonans	tinkling	rl ₁	few fine râles
Craq.	crepitus	crepitation	RL ₂	moderate number of medium râles
crep.	crepitans	crepitant	RL ₃	many coarse râles
d.	dexter	right	s.	sinister	left
dilat.	dilatatus	dilated	sacc.	saccatus?	cogwheel
dim.	diminutus	diminished	1/2 Sc.	medio regionis	middle of the in-
Exsp.	expiratio	expiration		infraspinatae	fraspinous re-
fort.	fortis	strong		scapulæ	gion of the scapula
Frem.	fremitus vocalis	vocal fremitus	sicc.	siccus	dry
Frict.	frictio	friction	Sp.	spina scapulæ	spine of the scap- ula
immobil.	immobilis	immovable	subcrep.	subcrepitans	subcrepitant
inf.	inferior	inferior	sup.	superior	superior
Insp.	inspiratio	inspiration	Th.	thorax	chest
Interc.	spatium intercostale	intercostal space	Tymp.	tympanismus	tympanicity
M.	mutitas	dulness	u.a.	usque ad	up to, as far as
M ₁	mutitas levis	slight dulness	ves.	vesicularis	vesicular
M ₂	mutitas gravis	marked dulness	()	only after cough-
M ₃	mutitas absoluta	absolute dulness			ing
Margo	margo pulmonis	border of the lung			
Met.	metallia	metallic sound			
mobil.	mobilis	movable			

COMPARATIVE TEMPERATURE SCALES.

Centigrade.	Fahrenheit.	Réaumur.	Absolute.
	220		
100	210	80	370
	200		
90	190	70	360
	180		
80	170	60	350
	160		
70	150		340
	140	50	
60	130		330
	120	40	
50	110		320
	100	30	
40	90		310
	80	20	
30	70		300
	60	10	
20	50		290
	40		
10	30		280
	20		
0	10		270
	0		
10	32	10	260
	22		
20	12		250
	2	20	

There are three temperature scales in more or less general use, viz., the centigrade, the Fahrenheit, and the Réaumur. The Réaumur is in popular use in Russia and some parts of Germany, but is giving way to the centigrade; the Fahrenheit is in popular use in Holland and in English speaking countries; the centigrade is in popular use on the Continent of Europe and in Latin America, and is generally employed everywhere in laboratories and in scientific work. A fourth scale, the absolute, is used to indicate very low temperatures; it is based on the absolute zero, which is the point at which the form of motion which constitutes heat ceases, or the point of absence of all heat; it is calculated to be 273.7° (practically 274°) below zero of the centigrade scale; -461° F., or -219° R. The Celsius scale (no longer in use) was the same as the centigrade, but reversed, the temperature of boiling water being zero, that of melting ice, 100°. The object of Celsius in formulating this scale was to obviate the necessity of using + and - signs to indicate any degree of atmospheric temperature.

The zero of the centigrade and Réaumur scales marks the temperature of melting ice (32° F.); the zero of the Fahrenheit scale is an arbitrary point, that of the lowest temperature observed by the deviser of the scale during the winter of 1709, practically the temperature of a mixture of ice and salt; it corresponds to -17.77° C., -14.22° R. The temperature of boiling water, at sea-level, is marked 100° on the centigrade scale (hence the name), 80° on the Réaumur scale, and 212° on the Fahrenheit scale. A degree F. is therefore $\frac{4}{9}$ degree C. and $\frac{2}{3}$ degree R.; a degree R. is $\frac{3}{4}$ degree C.

The following are rules for the conversion of the temperature of one scale into that of one of the others:

I. Above 0° C. and R., or 32° F.

- F. to C.: subtract 32, multiply by 5, divide by 9.
- F. to R.: subtract 32, multiply by 4, divide by 9.
- C. to F.: multiply by 9, divide by 5, add 32.
- C. to R.: multiply by 4, divide by 5.
- R. to F.: multiply by 9, divide by 4, add 32.
- R. to C.: multiply by 5, divide by 4.

II. Between 0° and 32° F.; -17.77° and 0° C.; -14.22° and 0° R.

- F. to C.: subtract from 32, multiply by 5, divide by 9.
- F. to R.: subtract from 32, multiply by 4, divide by 9.
- C. to F.: multiply by 9, divide by 5, subtract from 32.
- C. to R.: multiply by 4, divide by 5.
- R. to F.: multiply by 9, divide by 4, subtract from 32.
- R. to C.: multiply by 5, divide by 4.

III. *Below* 0° F., -17.77° C., -14.22° R.
 F. to C.: add 32, multiply by 5, divide by 9.
 F. to R.: add 32, multiply by 4, divide by 9.
 C. to F. multiply by 9, divide by 5, subtract 32.
 C. to R.: multiply by 4, divide by 5.
 R. to F.: multiply by 9, divide by 4, subtract 32.
 R. to C.: multiply by 5, divide by 4.

EXAMPLES:

I. 63° F. to C.: $63-32=31 \times 5=155 \div 9=17.2^{\circ}$ C.
 63° F. to R.: $63-32=31 \times 4=124 \div 9=13.8^{\circ}$ R.
 37° C. to F.: $37 \times 9=333 \div 5=66.6+32=98.6^{\circ}$ F.
 37° C. to R.: $37 \times 4=148 \div 5=29.6^{\circ}$ R.
 34° R. to F.: $34 \times 9=306 \div 4=76.5+32=108.5^{\circ}$ F.
 34° R. to C.: $34 \times 5=170 \div 4=42.5^{\circ}$ C.

II. 10° F. to C.: $32-10=22 \times 5=110 \div 9=-12.2^{\circ}$ C.
 10° F. to R.: $32-10=22 \times 4=88 \div 9=-9.8^{\circ}$ R.
 -12° C. to F.: $12 \times 9=108 \div 5=21.6; 32-21.6=10.4^{\circ}$ F.
 -12° R. to F.: $12 \times 9=108 \div 4=27; 32-27=5^{\circ}$ F.

III. -10° F. to C.: $10+32=42 \times 5=210 \div 9=-23.3^{\circ}$ C.
 -10° F. to R.: $10+32=42 \times 4=168 \div 9=-18.7^{\circ}$ R.
 -18° C. to F.: $18 \times 9=162 \div 5=32.4-32=0.4^{\circ}$ F.
 -18° R. to F.: $18 \times 9=162 \div 4=40.5-32=8.5^{\circ}$ F.

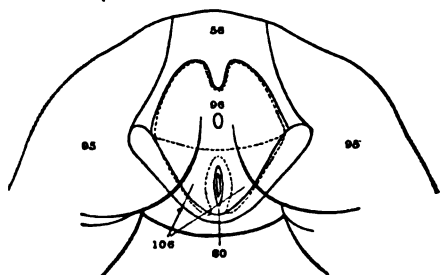
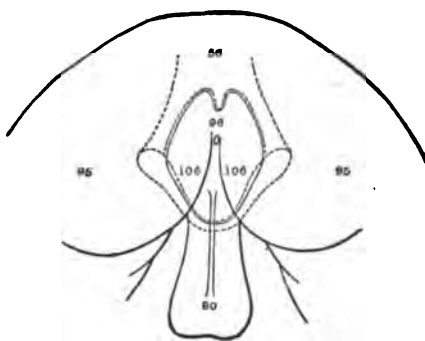
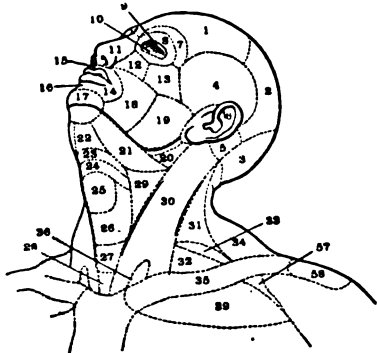
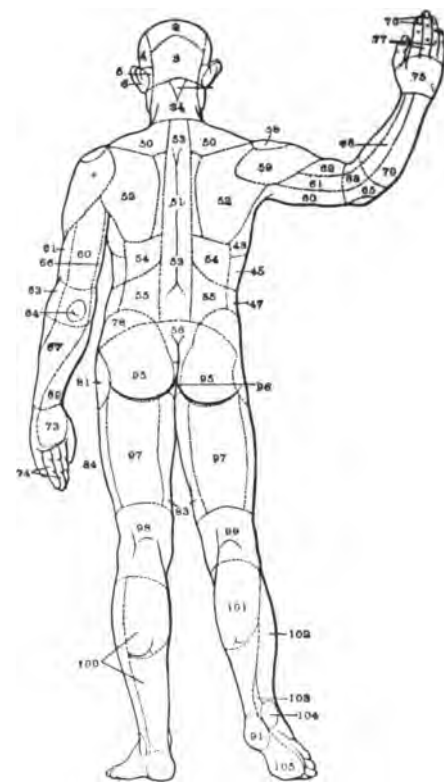
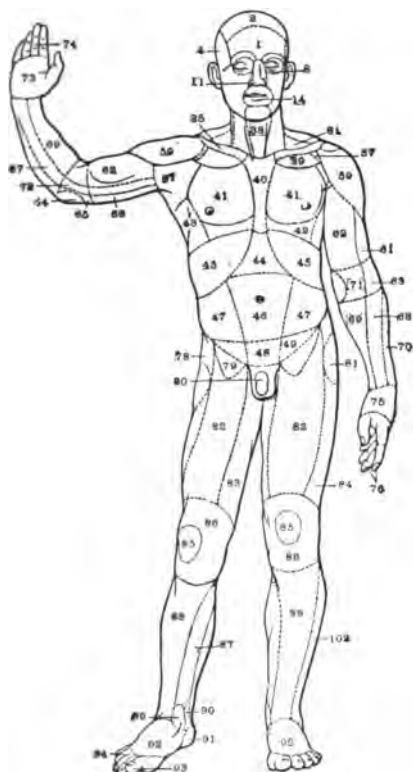
COMPARATIVE METRIC AND ENGLISH BAROMETER SCALES.

METRIC TO ENGLISH.				ENGLISH TO METRIC.			
milli- meters.	inches.	milli- meters.	inches.	inches.	milli- meters	inches.	milli- meters.
790	31.112	700	27.568	31.0	787.144	27.4	695.733
788	31.033	698	27.489	30.9	784.605	27.3	693.193
785	30.915	695	27.371	30.8	782.066	27.2	690.654
782	30.797	692	27.253	30.7	779.526	27.1	688.115
780	30.718	690	27.174	30.6	776.987	27.0	685.576
778	30.639	688	27.095	30.5	774.448	26.9	683.037
775	30.521	685	26.977	30.4	771.909	26.8	680.497
772	30.403	682	26.859	30.3	769.369	26.7	677.958
770	30.325	680	26.780	30.2	766.829	26.6	675.419
768	30.246	678	26.701	30.1	764.291	26.5	672.879
765	30.128	675	26.583	30.0	761.752	26.4	670.341
762	30.009	672	26.465	29.9	759.213	26.3	667.802
760	29.931	670	26.386	29.8	756.674	26.2	665.262
758	29.852	668	26.308	29.7	754.134	26.1	662.723
755	29.734	665	26.190	29.6	751.595	26.0	660.184
752	29.616	662	26.071	29.5	749.056	25.9	657.645
750	29.537	660	25.993	29.4	746.516	25.8	655.106
748	29.458	658	25.914	29.3	743.977	25.7	652.567
745	29.340	655	25.796	29.2	741.438	25.6	650.017
742	29.222	652	25.678	29.1	738.899	25.5	647.488
740	29.143	650	25.599	29.0	736.359	25.4	644.949
738	29.065	648	25.519	28.9	733.821	25.3	642.409
735	28.947	645	25.401	28.8	731.282	25.2	639.861
732	28.828	642	25.283	28.7	728.742	25.1	637.331
730	28.749	640	25.204	28.6	726.203	25.0	634.792
728	28.670	638	25.126	28.5	723.663	24.9	632.253
725	28.552	635	25.007	28.4	721.124	24.8	629.713
722	28.434	632	24.889	28.3	718.585	24.7	627.174
720	28.355	630	24.811	28.2	716.046	24.6	624.635
718	28.276	628	24.732	28.1	713.507	24.5	622.097
715	28.158	625	24.614	28.0	710.968	24.4	619.557
712	28.040	622	24.496	27.9	708.429	24.3	617.017
710	27.961	620	24.417	27.8	705.889	24.2	614.478
708	27.883	618	24.338	27.7	703.331	24.1	611.939
705	27.764	615	24.220	27.6	700.811	24.0	609.399
702	27.646			27.5	698.272		

THE CHEMICAL ELEMENTS

WITH THEIR SYMBOLS AND ATOMIC WEIGHTS, ADOPTED BY THE INTERNATIONAL COMMITTEE
ON ATOMIC WEIGHTS FOR 1904 AND 1915.

	1904 (H=1)	1915 (O=16)		1904 (H=1)	1915 (O=16)
Aluminum.....Al ^a	26.9	27.1	Molybdenum.....Mo	95.3	96.0
Antimony.....Sb	119.3	120.2	Neodymium.....Nd	142.5	144.3
Argon.....A	39.6	39.88	Neon.....Ne	19.9	20.2
Arsenic.....As	74.4	74.96	Nickel.....Ni	58.3	58.68
Barium.....Ba	136.4	137.37	Niton (radium emanation) Nt		222.4
Bismuth.....Bi	206.9	208.0	Nitrogen.....N	13.93	14.01
Boron.....B	10.9	11.0	Osmium.....Os	189.6	190.9
Bromine.....Br	79.36	79.92	Oxygen.....O	15.88	16.0
Cadmium.....Cd	111.6	112.4	Palladium.....Pd	105.7	106.7
Cæsium.....Cs	131.9	132.81	Phosphorus.....P	30.77	31.04
Calcium.....Ca	39.81	40.07	Platinum.....Pt	193.3	195.2
Carbon.....C	11.91	12.0	Potassium.....K	38.86	39.1
Cerium.....Ce	139.2	140.25	Praseodymium.....Pr	139.4	140.6
Chlorine.....Cl	35.18	35.46	Radium.....Ra	223.0	226.4
Chromium.....Cr	51.7	52.0	Rhodium.....Rh	102.2	102.9
Cobalt.....Co	58.56	58.97	Rubidium.....Rb	84.8	85.45
Columbium.....Cb	93.3	93.5	Ruthenium.....Ru	100.9	101.7
Copper.....Cu	63.1	63.57	Samarium.....Sa	148.9	150.4
Dysprosium.....Dy		162.5	Scandium.....Sc	43.8	44.1
Erbium.....Er	164.8	167.7	Selenium.....Se	78.6	79.8
Europium.....Eu	151.79	152.0	Silicon.....Si	28.2	28.3
Fluorine.....F	18.9	19.0	Silver.....Ag	107.12	107.88
Gadolinium.....Gd	155.0	157.3	Sodium.....Na	22.88	23.0
Gallium.....Ga	69.5	69.9	Strontium.....Sr	86.94	87.63
Germanium.....Ge	71.9	72.5	Sulphur.....S	31.83	32.07
Glucinum.....Gl	9.03	9.1	Tantalum.....Ta	181.6	181.5
Gold.....Au	195.7	197.2	Tellurium.....Te	126.6	127.5
Helium.....He	4.0	3.99	Terbium.....Tb	158.8	159.2
Holmium.....Ho		163.5	Thallium.....Tl	202.6	204.0
Hydrogen.....H	1.0	1.008	Thorium.....Th	230.8	232.4
Indium.....In	113.1	114.8	Thulium.....Tm	169.7	168.5
Iodine.....I	126.9	126.92	Tin.....Sn	118.1	119.0
Iridium.....Ir	191.5	193.1	Titanium.....Ti	47.7	48.1
Iron.....Fe	55.5	55.84	Tungsten.....W	182.6	184.0
Krypton.....Kr	81.2	82.92	Uranium.....U	236.7	238.5
Lanthanum.....La	137.9	139.0	Vanadium.....V	50.8	51.0
Lead.....Pb	205.35	207.1	Xenon.....Xe	127.0	130.3
Lithium.....Li	6.98	6.94	Ytterbium.....Yb	171.7	173.0
Lutecium.....Lu		174.0	Yttrium.....Yt	88.3	89.0
Magnesium.....Mg	24.18	24.32	Zinc.....Zn	64.9	65.37
Manganese.....Mn	54.6	54.93	Zirconium.....Zr	89.9	90.6
Mercury.....Hg	198.5	200.6			



REGIONS OF THE SURFACE OF THE BODY, ACCORDING TO THE [BNA].

1. Regio frontalis; 2. parietalis; 3. occipitalis; 4. temporalis; 5. mastoidea; 6. auricularis; 7. supra-orbitalis; 8. orbitalis; 9. palpebralis superior; 10. palpebralis inferior; 11. nasalis; 12. infraorbitalis; 13. zygomatica; 14. oralis; 15. labialis superior; 16. labialis inferior; 17. mentalis; 18. buccalis; 19. parotideomasseterica; 20. retromandibularis; 21. submaxillaris; 22. submentalis; 23. hyoidea; 24. subhyoidea; 25. laryngea; 26. thyroidea; 27. suprasternalis; 28.

- jugularis; 29. carotica; 30. sternocleidomastoidea; 31. colli lateralis; 32. omoclavicularis; 33. supraclavicularis major; 34. nuchæ; 35. clavicularis; 36. supraclavicularis minor; 37. axillaris; 38. colli anterior; 39. infraclavicularis; 40. sternalis; 41. mammalis; 42. inframammalis; 43. pectoris lateralis; 44. epigastrica; 45. hypochondriaca; 46. mesogastrica; 47. abdominis lateralis; 48. hypogastrica; 49. inguinalis; 50. suprascapularis; 51. interscapularis; 52. scapularis; 53. mediana; 54. infrascapularis; 55. lumbalis; 56. sacralis; 57. deltoideopectoralis; 58. acromialis; 59. deltoidea; 60. brachii posterior; 61. brachii lateralis; 62. brachii anterior; 63. cubiti lateralis; 64. olecrani; 65. cubiti posterior; 66. brachii medialis; 67. anti-brachii ulnaris; 68. anti-brachii radialis; 69. anti-brachii volaris; 70. anti-brachii dorsalis; 71. cubiti anterior; 72. cubiti medialis; 73. volaris manus; 74. volaris digiti; 75. dorsalis manus; 76. unguicularis; 77. dorsalis digiti; 78. coxæ; 79. subinguinalis; 80. pudendalis; 81. trochanterica; 82. femoris anterior; 83. femoris medialis; 84. femoris lateralis; 85. patellaris; 86. genu anterior; 87. cruris medialis; 88. cruris anterior; 89. malleolaris medialis; 90. retromalleolaris medialis; 91. calcanea; 92. dorsalis pedis; 93. unguicularis; 94. dorsalis digiti pedis; 95. glutæa; 96. analis; 97. femoris posterior; 98. genu posterior; 99. poplitea; 100. cruris posterior; 101. suralis; 102. cruris lateralis; 103. retromalleolaris lateralis; 104. malleolaris lateralis; 105. plantaris; 106. urogenitalis.

LANE MEDICAL LIBRARY

To avoid fine, this book should be returned on
or before the date last stamped below.

--	--	--

